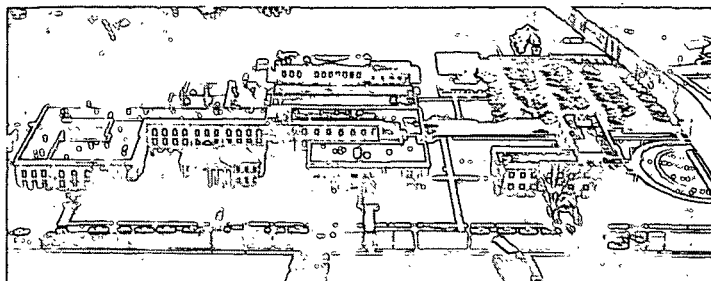


BASE-LINE



THE INSTITUTE OF PAPER CHEMISTRY, APPLETON, WISCONSIN

**CONTINUOUS BASE-LINE STUDY (MODIFIED)
(MILL CORRUGATING MEDIUM DATA FOR JAN-FEB, MAR-APR, MAY-JUN, 1988)**

Project 2694-2

Report Sixty-Seven

A Progress Report

to

FOURDRINIER KRAFT BOARD GROUP

OF THE

AMERICAN PAPER INSTITUTE

September 1, 1988

NOTICE & DISCLAIMER

The Institute of Paper Chemistry (IPC) has provided a high standard of professional service and has exerted its best efforts within the time and funds available for this project. The information and conclusions are advisory and are intended only for the internal use by any company who may receive this report. Each company must decide for itself the best approach to solving any problems it may have and how, or whether, this reported information should be considered in its approach.

IPC does not recommend particular products, procedures, materials, or services. These are included only in the interest of completeness within a laboratory context and budgetary constraint. Actual products, procedures, materials, and services used may differ and are peculiar to the operations of each company.

In no event shall IPC or its employees and agents have any obligation or liability for damages, including, but not limited to, consequential damages, arising out of or in connection with any company's use of, or inability to use, the reported information. IPC provides no warranty or guaranty of results.



THE INSTITUTE OF PAPER CHEMISTRY
Post Office Box 1039
Appleton, Wisconsin 54912
Phone: 414/734-9251
FAX: 414/738-3448
Telex: 469289

September 1, 1988

Project 2694-2

Dear Sir:

We are enclosing a copy of the following report to the Fourdrinier Kraft Board Group of the American Paper Institute:

Report Sixty-Seven, Project 2694-2, a progress report entitled, "Continuous Baseline Study (Modified) of Mill Corrugating Medium Data for January-February, March-April, May-June, 1988" dated September 1, 1988.

The code identities for paper machines in your company from which data were submitted for evaluation are given on the inside of the front cover of this report.

Sincerely,

Roger H. Van Eperen
Research Associate
Paper Materials Division

RHV/les
Enclosure

GEORGIA-PACIFIC CORP.
Your machine is identified
in this report by the
following code.

Toledo Machine #2 V3

BASE-LINE
1st HALF, 1988

THE INSTITUTE OF PAPER CHEMISTRY

Appleton, Wisconsin

CONTINUOUS BASE-LINE STUDY (MODIFIED)
(MILL CORRUGATING MEDIUM DATA FOR JAN-FEB, MAR-APR, MAY-JUN, 1988)

Project 2694-2

Report Sixty-Seven

A Progress Report

to

FOURDRINIER KRAFT BOARD GROUP

OF THE

AMERICAN PAPER INSTITUTE

Information contained herein is furnished for your
internal use only and is not to be disseminated or
disclosed outside your company or copied or
otherwise reproduced without the express written
permission of The Institute of Paper Chemistry

September 1, 1988

TABLE OF CONTENTS

	Page
SUMMARY	1
TWO YEAR TREND PLOTS	2
INTRODUCTION	3
PRESENTATION OF DATA	3
Presentations (Tables):	
Tables I-II-III. 26-Lb Corrugating Medium, Bimonthly Averages of Mill Data	5-6-7-8-9-10
Table IV. Data on Conditioning and Testing Environments	11
APPENDIX. NOTES A, B, AND C USED IN TABULATION OF MILL DATA	13

THE INSTITUTE OF PAPER CHEMISTRY

Appleton, Wisconsin

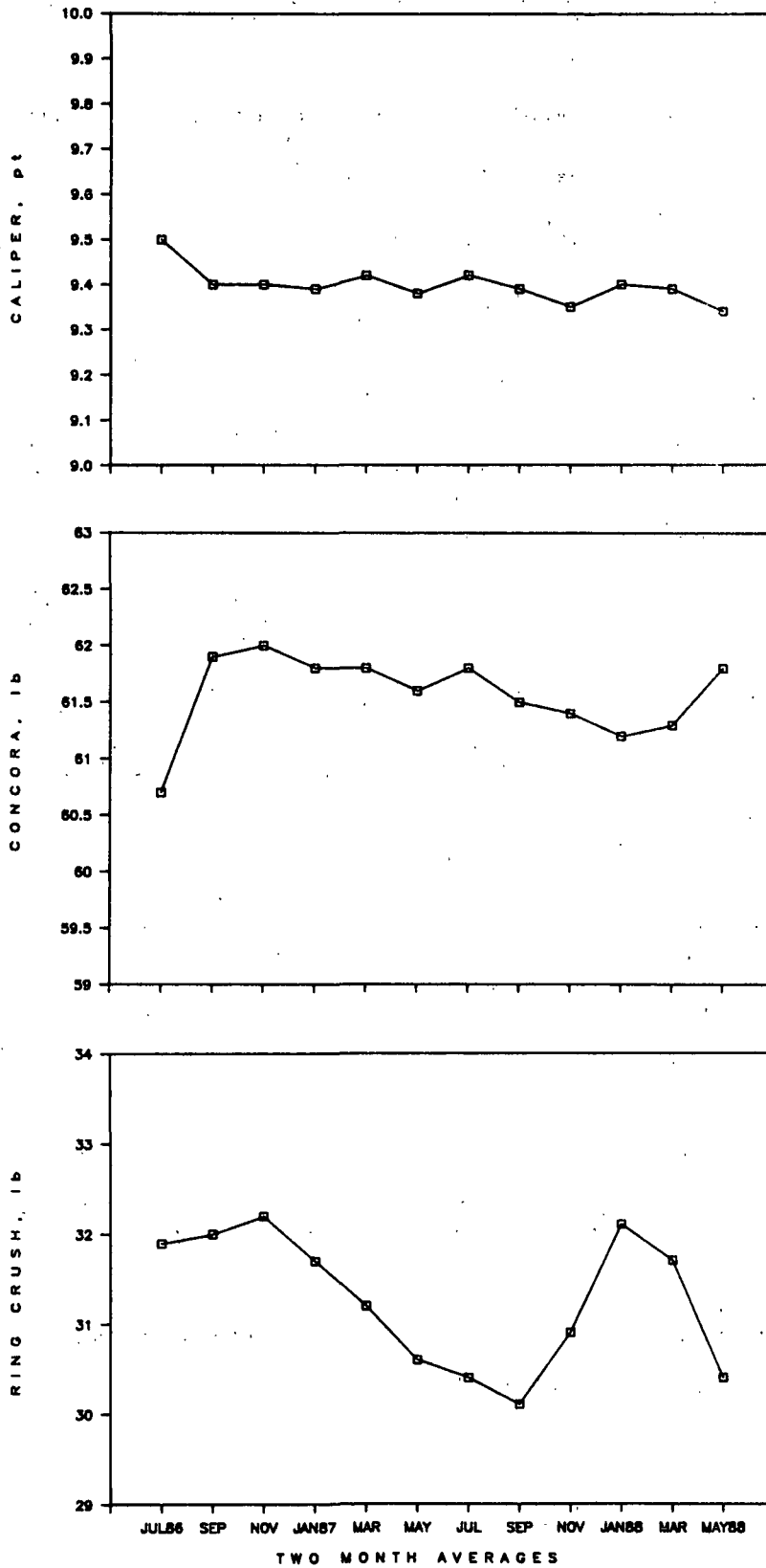
CONTINUOUS BASE-LINE STUDY (MODIFIED)
 (MILL CORRUGATING MEDIUM DATA FOR JAN-FEB, MAR-APR, MAY-JUN, 1988)

SUMMARY OF 26-Lb CORRUGATING MEDIUM DATA
 (JAN-JUN, 1988)

Test		JAN-FEB		MAR-APR		MAY-JUN	
		Total	Recycled	Total	Recycled	Total	Recycled
Moisture content, %	Max.	9.5	8.0	9.4	8.6	9.6	8.6
	Min.	4.9	4.9	5.4	5.4	5.2	5.2
	Ave.	7.0(32)	6.3(11)	7.0(31)	6.4(11)	7.0(32)	6.4(11)
Adj. basis weight, lb/M sq ft	Max.	26.9	25.9	27.0	26.9	27.5	27.5
	Min.	25.0	25.8	25.3	25.7	25.3	25.7
	Ave.	26.2(34)	25.4(13)	26.3(33)	26.4(13)	26.3(34)	25.4(13)
Caliper, mil	Max.	11.3	11.3	11.1	11.1	11.1	11.1
	Min.	7.8	7.8	8.0	8.0	7.9	8.4
	Ave.	9.4(28)	9.3(13)	9.4(27)	9.4(13)	9.3(28)	9.4(13)
Concora, lb	Max.	69.6	69.6	69.2	69.2	75.0	70.5
	Min.	53.5	53.5	55.0	55.0	53.0	53.0
	Ave.	61.2(34)	61.2(13)	61.3(33)	61.1(13)	61.8(34)	61.2(13)
C) Ring Crush, lb	Max.	40.0	38.0	39.0	38.0	39.2	37.0
	Min.	26.0	27.7	26.0	26.6	23.9	23.9
	Ave.	32.1(17)	32.3(5)	31.7(17)	31.8(5)	30.4(20)	29.1(7)
C) STFI, lb/in	Max.	15.2		15.2		15.1	
	Min.	11.0		11.0		9.3	
	Ave.	12.5(13)	0.0(0)	12.5(12)	0.0(0)	12.6(15)	0.0(0)

 Max. and Min. values are current machine averages.
 Ave. value is current F.K.B.G. average, number of machines is indicated in parentheses.

TWO YEAR TREND PLOTS FOR 26-1b MEDIUM



INTRODUCTION

The continuous base-line study (modified) is a compilation of bimonthly averages of mill test data obtained routinely on 26-lb corrugating medium manufactured in the member mills of F.K.B.G. Mill data are included for moisture content, basis weight, caliper, Concora, C.D. ring crush, and C.D. STFI made on the production of individual machines which produced at least 500 tons of this grade weight during a given period.

Participating mills are asked to report reel moisture content, basis weight, and moisture content corresponding to the basis weight measurement. The latter two measurements are used to compute the adjusted basis weight corresponding to a moisture content of 7.8%. Only the reel moisture content and the adjusted basis weight are included in the report.

PRESENTATION OF DATA

For the 26-lb grade weight of corrugating medium referred to earlier, data on conditioning and testing environments, mill test averages for moisture content, adjusted basis weight, caliper, Concora, C.D. ring crush, and C.D. STFI results are compiled in the following tables.

Table Number	Description
I-II-III	Mill Test Averages on 26-Lb Corrugating Medium
IV	Data on Conditioning and Testing Environments

The procedure used in calculating cumulative machine averages, machine factors, machine indexes, and F.K.B.G. indexes are described in the Appendix.

It should be explained that the number of machines for which data are compiled in each table for a specified period varies for these reasons: a machine must have (a) produced at least 500 tons of 26-lb corrugating medium during the specified period, or (b) produced 500 tons of 26-lb corrugating medium during any one or more of the 12 months prior to the specified period (so that a cumulative average is available), to be included in a given table.

TABLE I

AVERAGES OF MILL QUALITY DATA FOR JAN-FEB, 1988 - 26 LB CORRUGATING MEDIUM

CODE *C	MOISTURE CONTENT PERCENT			ADJ. BASIS WT. *A LB/M SQ FT			CALIPER MIL		
	CUR. AV.	CUM. AV.	IND. *B	CUR. AV.	CUM. AV.	IND. *B	CUR. AV.	CUM. AV.	IND. *B
D1	9.5	9.4	139.7	25.4	25.4	96.2	9.8	9.9	104.2
D1	6.7	6.7	98.5	26.9	26.8	101.9		9.4	
G1(R)		4.9		25.9	27.2	101.9	9.0	9.0	95.7
H1	7.2	6.9	105.9	25.2	26.6	99.2	8.6	8.7	91.5
J1	7.7	7.6	113.2	26.7	26.7	101.1	9.6	9.9	102.1
T1(R)	5.5	5.2	80.9	25.2	26.2	99.2	7.8	7.6	83.0
J1	6.2	6.0	91.2	25.6	26.6	100.8	9.3	9.3	98.9
E2	6.4		94.1	25.8		97.7	9.1		96.8
F2	8.9	9.0	130.9	25.0	25.6	94.7	9.4	9.4	100.0
I2	6.6	6.2	97.0	26.3	26.7	99.6			
D2	7.6	7.7	111.3	25.5	26.3	100.4	9.8	9.8	104.2
D2	7.3	7.3	107.4	26.2	26.2	99.2	10.6	10.9	112.8
S2	7.7	7.8	113.2	26.1	26.1	98.9	8.6	8.6	91.5
T2	6.0	6.1	88.2	26.3	26.4	99.6	9.9	10.3	105.3
V2(R)	5.8	5.8	85.3	26.7	26.8	101.1	10.1	10.6	107.4
Y2	7.1	7.4	104.4	26.3	26.1	99.6			
I3	6.6	6.5	97.0	25.9	25.8	98.1	9.8	9.7	104.2
K3(R)		6.3		26.0	26.8	98.5	9.0	9.0	95.7
L3(R)	8.0	7.7	117.6	25.8	26.0	97.7	7.8	8.0	83.0
P3(R)	6.4	6.3	94.1	26.9	26.8	101.9	9.1	9.1	96.8
Q3		6.4			26.2			7.8	
R3	7.0	6.8	102.9	26.2	26.3	99.2			
S3	6.9	6.6	101.5	26.1	26.1	99.9	9.0	8.7	95.7
T3(R)	5.9	5.9	86.8	25.5	26.7	100.4	11.0	10.8	117.0
J3	7.1	7.0	104.4	26.5	26.4	100.4	8.9	8.9	94.7
V3(R)	7.0	7.0	102.9	25.9	26.1	98.1	11.3	10.6	120.2
X3(R)	6.3	6.4	92.6	26.2	26.2	99.2	8.8	8.6	93.6
Z3(R)	7.0	6.7	102.9	25.5	26.6	100.4	9.0	8.9	95.7
34	7.6	7.5	111.8	25.4	26.5	100.0	10.3	10.1	109.6
D4(R)	4.9	4.7	72.0	25.9	27.0	101.9	9.5	9.4	101.1
I4(R)	5.3	5.3	77.9	25.8	26.8	101.5	9.3	9.2	98.9
K4(R)	6.8	6.2	100.0	26.0	26.2	98.5	9.5	9.5	101.1
D4	8.3	8.7	129.4	26.0	25.0	98.5	9.2	9.4	97.9
P4	7.7	7.2	113.2	26.1	26.1	98.9			
24	7.8	7.2	114.7	25.0	26.0	98.5			
F(R)	7.0	6.8	102.9	25.2	26.4	99.2	9.4	9.4	100.0
(R)	6.3	6.1	103.3	25.4	26.6	99.2	9.3	9.3	100.2

NOTES A, B, AND C ARE GIVEN IN APPENDIX.

TABLE I (CONT)

AVERAGES OF MILL QUALITY DATA FOR JAN-FEB, 1988 - 26 LB CORRUGATING MEDIUM

CODE *C	CONCURA LB			CD RING CRUSH, LB			CD STFI LB/IN		
	CUR. AV.	CUM. AV.	IND. *B	CUR. AV.	CUM. AV.	IND. *B	CUR. AV.	CUM. AV.	IND. *B
C1	64.1	65.2	104.0	29.6	29.5	96.1			
D1	62.5	64.4	101.5	29.8	27.5	96.8	12.8	12.7	101.6
G1(R)	62.0	57.0	100.6						
H1	67.5	69.2	109.6				11.4	12.4	90.5
J1	58.0	58.5	94.2		29.5		11.9	11.7	94.4
T1(R)	59.1	58.8	95.9	27.7	28.2	89.9			
U1	62.1	64.2	100.8						
E2	69.0		112.0				12.6		100.0
F2	59.5	60.1	96.6		32.5		12.6	12.6	100.0
I2	59.0	59.0	95.9	26.0	29.0	84.4	12.5	13.5	99.2
O2	60.5	62.7	98.2	33.5	31.5	108.8			
O2	60.3	60.1	97.9	38.1	38.8	123.7			
S2	58.0	61.2	94.2	40.0	40.3	129.9	14.2	14.3	112.7
T2	60.5	60.2	98.2		32.5				
V2(R)	60.0	60.4	97.4						
Y2	62.0	61.5	100.6	31.0	28.7	100.6			
Z2	62.2	62.4	101.0	36.2	36.9	117.5	11.0	10.5	87.3
X3(R)	57.5	57.1	93.3						
L3(R)	65.2	67.3	105.8						
P3(R)	60.5	63.8	98.2	33.0	32.2	107.1			
Q3		69.0						13.1	
R3	60.5	61.3	98.2	27.5	28.1	89.3	11.8	11.0	93.6
S3	60.0	61.7	97.4				15.2	15.3	120.6
T3(R)	60.4	60.0	98.0						
J3	60.0	60.7	97.4	31.0	31.0	100.6	13.6	12.6	107.9
V3(R)	64.6	64.5	104.9	35.0	34.0	113.6			
X3(R)	53.5	55.0	86.8	38.0	39.3	123.4			
Z3(R)	69.6	69.3	113.0						
B4	57.0	58.2	92.5		30.5		12.1	12.4	96.0
D4(R)	60.1	59.9	97.6		23.8				
I4(R)	59.7	59.2	96.9		23.4				
K4(R)	62.8	62.6	101.9	27.9	28.6	90.6			
O4	62.0	62.0	100.6				11.2	12.2	88.9
P4	62.0	59.8	100.6	27.0	27.2	87.7			
Q4	60.0	60.5	97.4	34.0	31.5	110.4			
F(BG)	61.2	61.6	99.4	32.1	30.8	104.2	12.5	12.6	99.2
(R)	61.2	61.5	99.5	32.3	29.3	110.2			

NOTES B AND C ARE GIVEN IN APPENDIX.

TABLE II

AVERAGES OF MILL QUALITY DATA FOR MAR-APR, 1988 - 26 LB CORRUGATING MEDIUM

CODE #C	MOISTURE CONTENT PERCENT			ADJ. BASIS WT. #A LB/M SQ FT			CALIPER MIL		
	CUR. AV.	CUM. AV.	IND. #B	CUR. AV.	CUM. AV.	IND. #3	CUR. AV.	CUM. AV.	IND. #B
C1	9.4	9.4	136.2	25.4	25.4	96.6	9.6	9.9	102.1
D1	6.6	6.7	95.5	27.0	26.8	102.7		10.0	
G1(R)		4.9		25.9	27.1	102.3	9.0	9.0	95.7
H1	7.1	7.0	102.9	26.3	26.5	100.0	8.5	8.7	90.4
J1	7.7	7.7	111.6	26.8	26.7	101.9	9.4	9.8	100.0
I1(R)	5.5	5.2	79.7	26.1	26.2	99.2	8.0	7.6	85.1
U1	6.2	6.0	89.8	26.7	26.6	101.5	9.7	9.3	103.2
E2		6.4			25.8			9.1	
F2	8.9	9.0	129.0	25.3	25.5	96.2	9.4	9.4	100.0
I2	6.5	6.2	94.2	26.4	26.7	100.4			
O2	7.6	7.6	110.1	25.5	26.4	100.8	9.6	9.8	102.1
J2	7.4	7.4	107.2	26.2	26.2	99.6	10.8	10.8	114.9
S2	7.7	7.8	111.5	25.1	26.1	99.2	8.6	8.5	91.5
T2	5.7	6.1	82.6	25.4	26.3	100.4	9.7	10.2	103.2
V2(R)	5.8	5.8	84.0	26.6	26.8	101.1	10.4	10.5	110.6
Y2	7.2	7.4	104.3	26.4	26.1	100.4			
H3	6.6	6.6	95.5	25.9	25.8	98.5	9.7	9.7	103.2
K3(R)		6.5		25.3	26.6	100.0	9.0	9.0	95.7
L3(R)	8.6	7.9	124.6	25.7	25.9	97.7	8.2	7.9	87.2
P3(R)	6.6	6.3	95.5	26.9	26.8	102.3	9.1	9.1	96.8
Q3		6.4			26.1			7.3	
R3	6.6	6.8	95.6	25.3	26.3	100.0			
S3	6.3	6.7	98.6	26.1	26.1	99.2	8.8	8.8	93.6
T3(R)	5.8	5.9	84.0	26.4	26.7	100.4	11.0	10.8	117.0
J3	7.2	7.1	104.3	26.4	26.4	100.4	8.6	8.8	91.5
V3(R)	7.0	7.0	101.4	25.9	26.0	98.5	11.1	10.7	118.1
X3(R)	6.3	6.3	91.3	26.4	26.2	100.4	8.6	8.7	91.5
Z3(R)	7.0	6.8	101.4	25.4	26.6	100.4	8.8	9.0	93.6
34	7.8	7.5	113.0	26.3	26.5	100.0	10.1	10.1	107.4
D4(R)	5.8	4.7	84.0	26.7	27.0	101.5	9.5	9.4	101.1
I4(R)	5.4	5.3	78.3	26.8	26.8	101.9	9.4	9.2	100.0
K4(R)	6.9	6.3	100.0	26.0	26.1	98.8	9.5	9.5	101.1
O4	9.6	8.8	124.5	25.2	26.0	99.6	9.5	9.3	101.1
P4	7.5	7.2	108.7	26.1	26.1	99.2			
34	7.7	7.3	111.6	26.0	26.0	98.8			
F(BG)	7.0	5.9	101.4	26.3	26.3	100.0	9.4	9.4	100.0
(R)	6.4	6.2	103.2	26.4	26.6	99.2	9.4	9.3	100.5

NOTES A, B, AND C ARE GIVEN IN APPENDIX.

TABLE II (CONT)

AVERAGES OF MILL QUALITY DATA FOR MAR-APR, 1988 - 26 LB CORRUSATING MEDIUM

CODE *C	CONCORA LB			CO RING CRUSH, L3			C) STFI LB/IN		
	CUR. AV.	CUM. AV.	IND. *B	CUR. AV.	CUM. AV.	IND. *B	CUR. AV.	CUM. AV.	IND. *B
C1	64.3	65.0	104.4	29.4	29.4	95.1			
D1	62.4	64.1	101.3	28.2	27.3	91.3	12.9	12.7	102.4
G1(R)	59.3	58.1	96.3						
H1	69.0	68.9	112.0				11.5	12.1	91.3
J1	57.0	58.7	92.5		29.0		11.7	11.8	92.8
T1(R)	59.1	58.8	95.9	27.3	28.0	88.3			
U1	64.2	64.2	104.2						
E2		69.0						12.6	
F2	60.0	60.0	97.4				13.0	12.6	103.2
I2	59.5	59.1	96.6	28.0	27.8	90.6	13.1	13.0	104.0
J2	62.0	61.8	100.6	31.0	31.7	100.3			
Q2	60.2	60.2	97.7	38.4	38.7	124.3			
S2	59.0	60.7	95.8	39.0	39.7	126.2	13.9	14.1	110.3
T2	61.0	60.2	99.0		32.0				
V2(R)	59.8	60.4	97.1						
Y2	62.0	61.5	100.5	31.0	29.0	100.3			
43	63.7	62.4	103.4	37.6	36.9	121.7	11.3	10.6	89.7
X3(R)	59.4	57.0	96.4						
33(R)	65.6	66.9	106.5						
P3(R)	60.5	62.9	98.2	33.5	32.3	108.4			
Q3		69.0						13.8	
R3	60.5	61.0	98.2	26.0	28.0	84.1	11.6	11.2	92.1
S3	63.0	61.2	102.3				15.2	15.3	120.6
T3(R)	60.0	60.0	97.4						
U3	60.0	60.3	97.4	31.0	30.8	100.3	13.3	12.9	105.6
V3(R)	63.0	64.6	102.3	33.5	34.2	108.4			
X3(R)	55.0	54.5	99.3	38.0	39.3	123.0			
Z3(R)	69.2	69.8	112.3						
Q4	57.0	58.2	92.5		30.0		11.6	12.4	92.1
D4(R)	60.5	59.9	98.2		23.6				
I4(R)	59.9	59.3	97.2		23.3				
K4(R)	62.7	62.6	101.8	26.6	28.3	86.1			
J4	63.0	62.0	102.3				11.0	12.0	87.3
P4	62.0	60.2	100.6	27.0	27.3	87.4			
Q4	60.0	60.5	97.4	34.0	32.2	110.0			
F4BG	61.3	61.6	99.5	31.7	30.9	102.6	12.5	12.6	99.2
(R)	61.1	61.4	99.5	31.8	29.7	107.1			

NOTES B AND C ARE GIVEN IN APPENDIX.

TABLE III

AVERAGES OF MILL QUALITY DATA FOR MAY-JUN, 1988 - 26 LB CORRUGATING MEDIUM

CODE #C	MOISTURE CONTENT PERCENT			ADJ. BASIS WT. #A LB/M SQ FT			CALIPER MIL		
	CUR. AV.	CUM. AV.	IND. #B	CUR. AV.	CUM. AV.	IND. #B	CUR. AV.	CUM. AV.	IND. #B
D1	9.6	9.4	139.1	25.3	25.4	96.2	9.6	9.8	102.1
D1	6.7	6.7	97.1	27.1	26.8	103.0		10.0	
G1(R)		4.9		27.5	27.0	104.6	9.0	9.0	95.7
H1	6.9	7.0	100.0	26.1	26.5	99.2	8.5	8.6	90.4
J1	7.7	7.7	111.5	26.4	26.7	100.4	9.3	9.6	98.9
T1(R)	5.2	5.3	75.4	26.6	26.2	101.1	8.4	7.7	89.4
J1	6.1	6.1	88.4	25.7	26.7	101.5	9.6	9.3	102.1
E2		6.4			25.8			9.1	
F2	9.1	9.0	131.9	25.4	25.4	96.6	9.2	9.4	97.9
I2	7.0	6.3	101.4	26.2	26.6	99.6			
O2	7.5	7.6	108.7	26.3	26.4	100.0	9.8	9.8	104.2
O2	7.4	7.4	107.2	26.1	26.2	99.2	11.1	10.8	118.1
S2	7.7	7.8	111.5	25.2	26.1	99.6	8.6	8.6	91.5
T2	5.7	6.0	82.5	25.4	26.3	100.4	9.8	10.2	104.2
V2(R)	5.9	5.3	85.5	26.5	26.8	100.8	10.4	10.5	110.6
Y2	7.3	7.3	105.9	25.1	26.1	99.2			
H3	6.5	6.6	94.2	26.1	25.8	99.2	9.4	9.7	100.0
K3(R)		6.7		26.3	26.4	100.0	9.0	9.0	95.7
L3(R)	8.6	8.0	124.6	25.7	25.8	97.7	8.5	7.9	90.4
P3(R)	6.4	6.4	92.8	26.7	26.8	101.5	9.1	9.1	96.8
Q3	6.9	6.4	100.0	25.3	26.1	100.0	7.9	7.3	84.0
R3	6.4	6.3	92.8	26.4	26.4	100.4			
S3	7.2	6.8	104.3	26.1	26.1	99.2	8.9	8.8	94.7
T3(R)	5.9	5.9	85.5	26.5	26.6	100.8	11.0	10.9	117.0
J3	7.1	7.1	102.9	26.4	26.4	100.4	8.6	8.8	91.5
V3(R)	7.0	7.0	101.4	25.0	26.0	93.3	11.1	10.8	118.1
X3(R)	6.4	6.3	92.8	26.1	26.2	99.2	8.7	8.7	92.6
Z3(R)	7.2	6.9	104.3	25.3	26.5	100.0	8.8	8.9	93.6
34	7.8	7.6	113.0	26.3	26.4	100.0	10.0	10.1	106.4
D4(R)	5.5	4.9	79.7	26.8	26.9	101.9	9.4	9.4	100.0
I4(R)	5.4	5.4	78.3	26.8	26.8	101.9	9.4	9.3	100.0
K4(R)	6.9	6.4	100.0	25.0	26.1	98.8	9.5	9.5	101.1
O4	9.7	8.7	126.1	25.9	26.0	98.5	8.8	9.4	93.6
P4	7.1	7.3	102.9	26.4	26.1	100.4			
R4	7.2	7.4	104.3	25.1	26.0	99.2			
FKBG	7.0	6.9	101.4	25.3	26.3	100.0	9.3	9.4	98.9
(R)	6.4	6.2	103.2	26.4	26.5	99.6	9.4	9.3	101.2

NOTES A, B, AND C ARE GIVEN IN APPENDIX.

TABLE III (CONT)

AVERAGES OF MILL QUALITY DATA FOR MAY-JUN, 1988 - 26 LB CORRUGATING MEDIUM


CODE *C	CONCORDA LB			CD RING CRUSH, L ₃			CD STFI LB/IN		
	CUR. AV.	CUM. AV.	IND. *B	CUR. AV.	CUM. AV.	IND. *B	CUR. AV.	CUM. AV.	IND. *B
C1	64.8	64.6	105.4	28.6	29.3	92.2			
D1	63.3	63.5	102.9	31.7	26.6	102.2	13.6	12.9	107.9
G1(R)	60.2	53.7	97.9						
H1	69.0	68.8	112.2				11.6	12.0	92.1
J1	57.0	58.5	92.7				11.6	12.0	92.1
T1(R)	59.6	58.9	96.9	28.4	27.8	91.6			
J1	64.2	64.1	104.4						
E2		69.0						12.6	
F2	59.5	60.1	96.7				13.3	12.7	105.6
I2	58.5	59.0	95.1	25.5	27.1	82.2	15.1	13.0	119.8
O2	66.0	61.7	107.3	30.5	31.7	98.4	12.4		98.4
Q2	60.9	60.4	99.0	37.8	38.9	121.9			
S2	59.0	60.2	95.9	38.0	39.0	122.6	13.9	13.9	110.3
T2	61.0	60.6	99.2	30.0	31.5	96.8	9.3		73.8
V2(R)	61.3	60.3	99.7						
Y2	60.0	61.3	97.6	29.1	29.3	93.8			
Z2	66.1	62.6	107.5	39.2	36.7	126.4	10.4	10.7	82.5
X3(R)	56.1	56.9	91.2						
Y3(R)	66.0	66.7	107.3						
Z3(R)	62.0	62.3	100.8	31.5	32.4	101.6			
A3	75.0	69.0	122.0				13.0	13.8	103.2
B3	58.0	60.7	94.3	27.0	27.5	87.1	12.3	11.6	97.6
C3	62.0	61.3	100.8				14.8	15.3	117.5
D3(R)	60.2	60.0	97.9						
E3	60.0	60.0	97.5	31.0	30.8	100.0	14.2	13.0	112.7
V3(R)	64.3	64.2	104.6	33.0	34.1	106.4			
X3(R)	53.0	54.6	86.2	37.0	39.0	119.4			
Z3(R)	70.5	69.9	114.5						
34	57.0	58.2	92.7				11.8	12.4	93.6
D4(R)	60.4	60.0	98.2	23.9	23.5	77.1			
I4(R)	59.6	59.5	96.9	24.0	23.2	77.4			
K4(R)	63.1	62.6	102.6	25.9	27.7	83.5			
O4	62.0	62.2	100.8				12.1	11.7	96.0
P4	63.0	60.7	102.4	27.0	27.5	87.1			
Q4	60.0	60.5	97.5	30.0	32.8	96.8			
R4BG	61.8	61.5	100.5	30.4	31.0	98.1	12.6	12.6	100.0
(R)	61.2	61.3	99.3	29.1	30.2	96.4			

NOTES B AND C ARE GIVEN IN APPENDIX.

TABLE IV
DATA ON CONDITIONING AND TESTING ENVIRONMENTS
JAN-FEB, MAR-APR, MAY-JUN, 1988


Code	Conditioning Environment			Testing Environment	
	Are Quality Samples Conditioned Before Testing?	Time	Temp., °F	RH, %	
C1	No	--	--	--	Yes: 72 ± 2°F; 50 ± 2% RH
D1	No	--	--	--	No
G1	Yes	--	--	--	Yes
H1	No	--	--	--	Yes: 73 ± 2°F; 50 ± 2% RH
J1	No	--	--	--	Yes: 72 ± 2°F; 50 ± 2% RH
T1	Yes	--	--	--	Yes: 75 ± 2°F; 50 ± 5% RH
U1	No	--	--	--	Yes: 72 ± 2°F; 50 ± 2% RH
E2	No	--	--	--	Yes: 73 ± 2°F; 50 ± 2% RH
F2	No	--	--	--	Yes: 72 ± 3°F; 50 ± 2% RH
I2	No	--	--	--	Yes
O2	No	--	--	--	No
Q2	No	--	--	--	Yes: 70 ± 2°F; 50 ± 2% RH
S2	No	--	--	--	Yes: 72 ± 2°F; 50 ± 1% RH
T2	No	--	--	--	No
V2	No	--	--	--	Yes: 72 ± 4°F; 50 ± 5% RH
Y2	No	--	--	--	No
H3	No	--	--	--	Yes: 73 ± 2°F; 50 ± 2% RH
K3	Yes	--	--	--	Yes
L3	No	--	--	--	No
P3	Yes	--	--	--	No
Q3	No	--	--	--	Yes: 73 ± 2°F; 50 ± 2% RH
R3	No	--	--	--	Yes
S3	No	--	--	--	Yes: 73°F; 50% RH
T3	No	--	--	--	Yes: 72 ± 4°F; 50 ± 5% RH
U3	No	--	--	--	No
V3	No	--	--	--	Yes: 70 ± 2°F; 50 ± 2% RH
X3	No	--	--	--	Yes: 75 ± 2°F; 50 ± 2% RH
Z3	No	--	--	--	Yes: 72 ± 1°F; 50 ± 1% RH
B4	No	--	--	--	Yes: 72 ± 2°F; 50 ± 2% RH
D4	Yes	--	--	--	Yes: 70 ± 1°F; 50 ± 2% RH
I4	Yes	--	--	--	Yes: 70 ± 1°F; 50 ± 2% RH
K4	No	--	--	--	Yes: 72 ± 2°F; 50 ± 3% RH
O4	No	--	--	--	Yes: 70 ± 2°F; 50 ± 10% RH
P4	No	--	--	--	No
Q4	No	--	--	--	No

THE INSTITUTE OF PAPER CHEMISTRY



Roger H. Van Eperen
Research Associate
Paper Materials Division

Approved by



Macl'n S. Hall
Acting Director
Paper Materials Division

APPENDIX

NOTES A, B, AND C USED IN TABULATIONS OF MILL DATA

Notes A, B, and C, used in the tables of mill data are given below; these notes define the procedure used in calculating adjusted basis weight, machine index, and F.K.B.G. index. It should be stressed that each formula is applicable only to a specific physical property of corrugating medium.

Note A: Adjusted basis weight (ABW) = reported weight (RBW) adjusted to moisture content of 7.8%:

$$ABW = RBW \left[\frac{(100 - \text{reported moisture content, \%})}{(100 - 7.8)} \right]$$

Note B: Machine index (%) = $\left[\frac{\text{Current machine average}}{\text{Cumulative F.K.B.G. average}} \right] \cdot 100$ where

$$\text{Cumulative F.K.B.G. average} = \sum \frac{\text{CFKBGA's}^b \text{ for previous 6 periods excluding CFKBGA for current period}}{6}$$

F.K.B.G. index (%) = $\left[\frac{\text{Current F.K.B.G. average}}{\text{Cumulative F.K.B.G. average}} \right] \cdot 100$ where

$$\text{Current F.K.B.G. average} = \sum \frac{\text{CMA's}^a \text{ for current period for all machines}}{\text{Number of machines}}$$

Note C: (R) - Indicates a medium manufactured from recycled fibers.

^aCMA = current machine average for a specific physical property of 26-lb corrugating medium obtained during a given period on a specific machine.

^bCFKBGA = current F.K.B.G. average for a specific physical property of 26-lb corrugating medium obtained during a given period.

IPST HASELTON LIBRARY



5 0602 01060746 5