



QUICK FACTS

The Georgia School of Technology

- The Georgia School of Technology opened for classes October 8, 1888.
- 129 students were registered to work towards the first degree offered, the Bachelor of Science in Mechanical Engineering.
- The first academic building was the distinctive Tech Tower.
- The Georgia School of Technology's first staff and faculty included five professors and five shop supervisors.
- The first official motto was, "To Know, To Do, To Be".
- *The Technologist*, the first student publication, appeared March 1891.
- In 1903, John Heisman became Tech's first full-time football coach.

The Georgia Institute of Technology

- In 1948, the Board of Regents authorized the Georgia School of Technology to be renamed the Georgia Institute of Technology.
- The first women students enrolled Fall Quarter 1952.
- Institutional accreditation is by the Southern Association of Colleges and Schools.
- Professional Accreditations:

Accreditation Board for Engineering and Technology
 American Assembly of Collegiate Schools of Business
 American Chemical Society
 American Council for Construction Education
 Computing Sciences Accreditation Board
 Human Factors and Ergonomics Society
 Industrial Designers Society of America
 National Architectural Accrediting Board
 Planning Accreditation Board

- Georgia Tech operates on the semester system.
- Georgia Tech offers educational opportunities from over 30 schools and colleges.
- Degrees are offered in the following:

College of Architecture
 College of Computing
 College of Engineering
 Ivan Allen College
 DuPree College of Management
 College of Sciences

Georgia Tech National Rankings

Georgia Tech's College of Engineering placed 5th nationally in graduate school rankings from *U.S. News & World Report*. Specific graduate programs ranked in the top 10 include:

1st in Industrial/Manufacturing Engineering
 3rd in Aerospace Engineering
 6th in Biomedical Engineering
 6th in Civil Engineering
 6th in Electrical Engineering
 6th in Mechanical Engineering
 9th in Environmental Engineering
 10th in Industrial/Organizational Psychology

Other *U. S. News and World Report* rankings include:

The College of Computing's graduate program ranked 13th among national universities.
 The College of Architecture's graduate program ranked 15th among national universities.
 Information and Technology graduate program in Public Policy in the Ivan Allen College ranked 4th.
 Non-Linear Dynamics graduate program in the College of Sciences ranked 5th.
 Georgia Tech's undergraduate program received an overall ranking of 10th among public universities.

- *Business Week* ranked the master's program in The DuPree College of Management 1st Tier among national universities.
- The National Science Foundation ranks Georgia Tech 2nd in engineering R&D and 3rd in industry sponsored research.
- *Black Issues in Higher Education* named Georgia Tech the number one producer of African American Engineers in the country.
- The Engineering Workforce Commission ranks Georgia Tech 1st in the number of degrees awarded in engineering; 1st in the number of undergraduate degrees awarded to women in engineering.
- The Georgia Tech Co-op Program is the largest totally optional program of its kind in the nation.



QUICK FACTS

Students

- The Georgia Tech Cumulative Average Recentered SAT for Entering Freshmen, Fall Semester 2001:

<u>Verbal</u>		<u>Math</u>		<u>Composite</u>
M	F	M	F	
642	643	697	669	1,331

- Admissions, Fall Semester 2001:

	<u>Number Applied</u>	<u>Number Accepted</u>	<u>% of Applied Accepted</u>	<u>Number Enrolled</u>	<u>% of Applied Enrolled</u>	<u>% of Accepted Enrolled</u>
Freshman	9,482	5,144	54%	2,220	23%	43%
Transfer	1,370	542	40%	436	32%	80%
Graduate	6,280	2,646	42%	1,459	23%	55%

- Students at Georgia Tech represent 128 different countries
- Fall Semester 2001 Enrollment by College:

<u>Undergraduate</u>	
Architecture	587
Computing	1,540
Engineering	6,158
Ivan Allen	603
Management	1,153
Sciences	848
No College Declared	154
Total	11,043

<u>Graduate</u>	
Architecture	289
Computing	352
Engineering	2,849
Ivan Allen	205
Management	297
Sciences	539
No College Declared	2
Total	4,533

- Fall Semester 2001 Graduate Enrollment by Degree Program (Includes both full-time and part-time Ph.D. and M.S. students; does not include special students):

<u>Architecture</u>		<u>Computing</u>		<u>Engineering</u>		<u>Ivan Allen</u>		<u>Management</u>		<u>Sciences</u>		<u>Total</u>	
M.S.	Ph.D.	M.S.	Ph.D.	M.S.	Ph.D.	M.S.	Ph.D.	M.S.	Ph.D.	M.S.	Ph.D.	M.S.	Ph.D.
238	51	132	220	1,428	1,421	156	50	272	25	103	437	2,329	2,204

- Degrees Conferred (Summer through Spring Semesters), Academic Year 2001:

<u>College</u>	<u>Bachelor's</u>	<u>Master's</u>	<u>Ph.D.</u>
Architecture	83	72	5
Computing	256	68	15
Engineering	1,180	681	179
Ivan Allen	97	60	3
Management	294	141	5
Sciences	125	58	48
Institute Total	2,035	1,080	255



QUICK FACTS

Faculty, As of June 2001

- Faculty Profile:

Full-time Teaching Faculty	708
General Administration	6
Academic Administrators	57
Librarians	2
On-leave	48
Part-time Faculty	14
Total	835

- Faculty Profile by Gender:

Male	703
Female	132
Total	835

- Faculty by Highest Degree:

Doctoral	786
Master's	47
Bachelor's/Other	2
Total	835

- Percent Tenured:

Architecture	58.5%
Computing	52.3%
Engineering	67.8%
Ivan Allen	49.5%
Management	78.9%
Sciences	64.7%
Institute Total	63.4%

- National Academy of Engineering**

Melvin Carter
G. Wayne Clough
Charles A. Eckert
Bruce R. Ellingwood
Don P. Giddens
Nikil S. Jayant
Ellis L. Johnson

William Koros
Richard Lipton
Robert G. Loewy
James D. Meindl
George L. Nemhauser
Robert M. Nerem
Edward Price

Hugh D. Ratliff
William Rouse
Ronald W. Schafer
Arnold F. Stancell
Rao R. Tummala
Ward O. Winer
C P. Wong
Ben T. Zinn

- National Academy of Sciences**

William Chameides
Robert Dickinson
Mostafa A. El-Sayed

- Institute of Medicine**

Robert M. Nerem

Staff, As of September 2001

- Total Employee Profile:

Executive, Administrative, Managerial	594
Faculty/Academic	796
Research Faculty and Other Professionals	1,277
Clerical and Secretarial	447
Technical and Paraprofessional	412
Skilled Crafts	118
Service and Maintenance	386
Total	4,030



QUICK FACTS

Students

- Tuition and Fees, Fiscal Year 2002:

	Resident	Non-Resident
Undergraduate	\$3,454.00	\$12,350.00
Graduate	\$3,978.00	\$13,446.00
MSM Program	\$5,128.00	\$18,046.00

- Breakdown of Other Mandatory Fees (included in above):

Student Activities	\$156.00
Student Athletic	106.00
Student Health	226.00
Transportation	76.00
Technology	150.00
Recreation-Facility	108.00
Total	\$822.00

- Estimated Elective Charges:

Dormitory Room Rent	\$3,060.00
Board	2,486.00
Miscellaneous (books, supplies, personal)	2,917.00
Total	\$11,917.00

Space

- Square Footage by Functional Area, Fall 2001:

Area	Gross Square Footage
Academic Instruction and Research	3,276,898
Academic Support	413,035
Athletic Association	345,310
Campus Support	568,464
GT Research Institute	705,025
Other	124,760
Parking Decks	1,254,926
Residential	2,192,054
Student Support	624,960
Institute Total	9,505,432

- Georgia Tech has 194 buildings
- Total Student Housing capacity is 7,848

Library

- The Georgia Tech Library Collections for 2001 include:

Catalogued Items	3,939,093
Government Documents	1,335,444
Technical Reports	2,695,212
Maps	191,024
Patents	6,709,630
Electronic Journals	2,874

Other

- Over 1,426 Continuing Education programs were conducted with more than 25,000 participants.
- There are 32 fraternities and nine sororities existing on campus.
- Georgia Tech's athletic tradition began in 1892 with the first football team.
- Tech has won four National Champions in football in the years 1917, 1928, 1952, and 1990. The Yellow Jacket football teams have the nation's best record in bowl games at 19-10.
- Georgia Tech has nine men's athletic teams with 321 participants and eight women's athletic teams with 168 participants.
- The Georgia Tech Foundation was chartered in 1932. The endowment of the Georgia Tech Foundation has a current market value in excess of \$802 million.
- The Georgia Tech Alumni Association was chartered in June 1908.
- The Advanced Technology Development Center (ATDC) was created in 1980.



QUICK FACTS

Revenues

Georgia Institute of Technology Revenues - Fiscal Year 2001 Actual

State Appropriations	\$202,927,156
Student Tuition and Fees	83,171,080
Federal Grants and Contracts	117,648,245
Private Gifts, Grants, Contracts	75,003,213
State & Other Grants & Contracts	25,588,144
Indirect Cost Recoveries	53,413,791
Departmental Sales & Other Sources	<u>31,440,731</u>
Total Educational and General Revenue	\$589,192,360
Auxiliary	<u>64,079,004</u>
Total Current Revenues	\$653,271,364
 <u>Affiliate Organizations:</u>	
Georgia Tech Athletic Association	\$27,266,784
GT Foundation	32,508,653
GT Research Corporation	<u>13,415,819</u>
Total Affiliated Organizations	\$73,191,256
Grand Total Revenues	<u>\$726,462,620</u>

Expenditures

Georgia Institute of Technology Expenditures By Major Program Areas - FY 2001 Actual

Major Program Areas:

Instruction	\$148,005,098
Research	254,153,213
Public Service	32,482,353
Academic Support	27,363,801
Student Services	15,906,451
Institutional Support	35,984,683
Operation of Plant	42,443,487
Scholarships and Fellowships	<u>30,613,776</u>
Total Educational & General Expenditures	\$586,952,862

Auxiliary Enterprises	<u>\$58,221,207</u>
Total Current Expenditures	\$645,174,069

Affiliated Organizations:

Georgia Tech Athletic Association	\$27,266,784
GT Foundation	10,523,145
GT Research Corporation	<u>12,186,439</u>
Total Affiliated Organizations	\$49,976,368

Grand Total Expenditures	<u>\$695,150,437</u>
---------------------------------	-----------------------------

Notes to Quick Facts:

1. This schedule only includes operating budget revenues.
2. Schedule excludes State Data Research Center, added to GT's budget in FY 2001 (\$57 million).
3. Schedule excludes transfers for debt service and other purposes.
4. Private gifts, grants, and contracts include \$40 million in payments from the GT Foundation.



QUICK FACTS

Research

- Research Proposals and Awards for Fiscal Year 2001:

	Proposals		Awards	
	Number	Amount	Number	Amount
College of Engineering	856	\$363,251,704	695	\$68,774,172
College of Architecture	60	\$20,144,201	50	\$5,497,275
College of Computing	90	\$89,246,625	79	\$11,338,172
Ivan Allen College	31	\$4,264,887	21	\$1,826,729
College of Management	5	\$8,415,082	2	\$321,289
College of Sciences	313	\$121,514,673	216	\$24,453,930
Research Centers	162	\$56,598,374	223	\$26,412,060
Georgia Tech Research Institute	513	\$201,301,071	598	\$98,749,583
Institute Total	2,030	\$864,736,617	1,884	\$237,373,210

- Extramural Support for Fiscal Years 1992 - 2001:

Fiscal Year	Proposal Submission		New Research Awards	
	Count	Amount	Count	Amount
1992	1,550	\$566,693,885	1,763	\$141,712,725
1993	1,672	\$556,812,271	1,777	\$162,931,920
1994	1,684	\$538,317,577	2,054	\$162,017,212
1995*	1,778	\$565,575,482	1,572	\$185,788,012
1996*	1,749	\$482,551,249	1,526	\$173,993,372
1997*	1,785	\$479,484,528	1,657	\$197,265,840
1998*	1,896	\$884,244,794	1,626	\$187,015,041
1999*	2,027	\$622,077,411	1,670	\$217,078,477
2000*	2,031	\$766,829,261	1,850	\$232,458,132
2001*	2,030	\$864,736,617	1,884	\$237,373,210

* Figures do not include internal awards to Resident Instruction from GTF and GTRC.

- The Georgia Tech Research Corporation, founded in 1937, has current revenues of \$217,524,399.
- Since its inception in 1937, the Georgia Tech Research Corporation has administered over \$3.15 billion in sponsored grants and contracts in support of Georgia Tech.
- The Georgia Tech Research Institute has 1,010 employees, including 465 full-time engineers and scientists, and 242 full-time support staff members.
- Among GTRI's full-time research faculty, 77 percent hold advanced degrees.
- Georgia Tech currently has a network of over 100 interdisciplinary centers that cut across traditional academic disciplines.





THE GEORGIA TECH VISION/MISSION STATEMENTS

Adopted in 1995

THE VISION

Georgia Tech will be a leader among those few technological universities whose alumni, faculty, students, and staff define, expand, and communicate the frontiers of knowledge and innovation. Georgia Tech seeks to create an enriched, more prosperous, and sustainable society for the citizens of Georgia, the nation, and the world.


THE MISSION

The Georgia Institute of Technology has a unique statewide obligation for education in engineering and architecture and special responsibilities in computing, management, the sciences, and technological aspects of humanities and social sciences.

Georgia Tech seeks and nurtures students of extraordinary motivation and ability and prepares them for lifelong learning and leadership in a world that is increasingly dependent on technology. The Institute maintains a faculty of exceptional talent, a relevant and rigorous curriculum, facilities that support outstanding achievement, and a continuing commitment to excellence supported by a tradition of practicality, integrity, loyalty, and fair play.

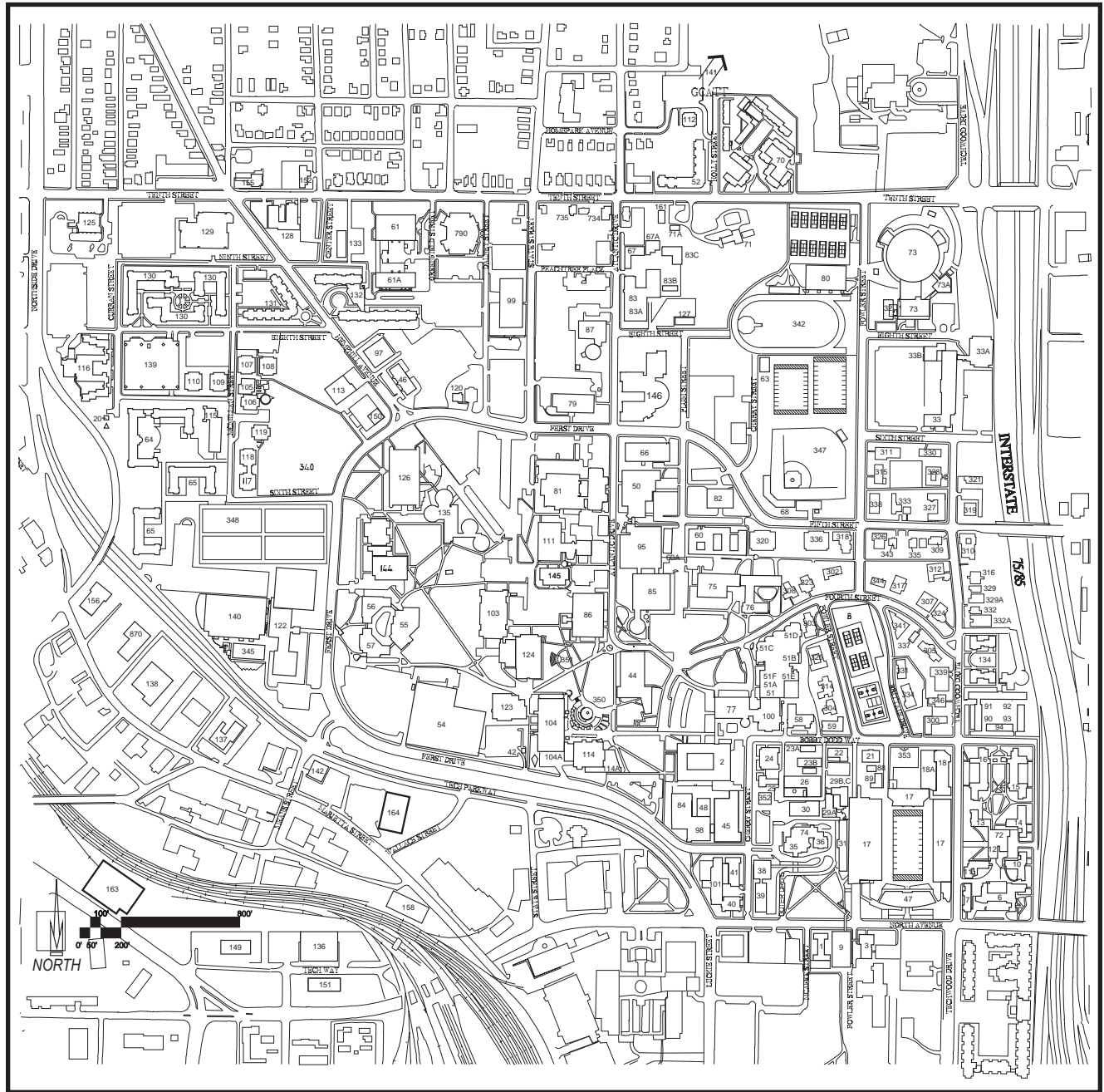
Georgia Tech is a leading center for research and technological development that continually seeks opportunities to advance society and the global economic competitiveness of Georgia and the nation. Georgia Tech's founding spirit of entrepreneurship sustains a focus on the application of engineering, science, and technology to the creation of meaningful new ideas, methods, and opportunities. The Institute maintains beneficial partnerships with public and private sectors in education, research, and technology to assure the benefits of discovery are widely disseminated and utilized.

Georgia Tech pursues its educational vision with the highest respect for the personal and intellectual rights of every member of its diverse community. In turn, the Institute expects excellence from each individual, an ethical and well-managed administration, and wise and effective use of its entrusted resources.



CAMPUS MAP

Fig. 1.1 Campus Map



190 BOBBY DODD WAY	021	ADVANCED TECHNOLOGY DEVELOPMENT CENTER NORTH	061
328 TENTH	734	ADVANCED TECHNOLOGY DEVELOPMENT CENTER SOUTH	061A
348 TENTH	735	ADVANCED WOOD PRODUCTS LAB	158
401 FERST DRIVE	120	AEROSPACE COMBUSTION LABORATORY	151
490 TENTH STREET	128	AJAX, FRED W. BUILDING	097
500 TECH PARKWAY, N.W.	142	ALEXANDER, WILLIAM A. MEMORIAL COLISEUM	073
505 TENTH STREET, N.W.	155	ALLEN, LAMAR SUSTAINABLE EDUCATION BUILDING	145
645 NORTHSIDE DRIVE	163	AQUATIC CENTER	140
711 MARIETTA STREET	164	ARCHITECTURE ADDITION	075
781 MARIETTA STREET	137	ARMSTRONG, ARTHUR H. RESIDENCE HALL	108
811 MARIETTA STREET, N.W.	138	ARMY ARMORY	023B
831 MARIETTA STREET	870	ARMY OFFICE	023A
845 MARIETTA STREET, N.W.	156	ATHLETIC ASSOCIATION ANNEX	089



CAMPUS MAP

Fig. 1.1 Campus Map—Continued

ATHLETIC ASSOCIATION CONFERENCE BUILDING	088	FOLK, EDWIN H. RESIDENCE HALL	110
BAKER, HENRY L. BUILDING	099	STEIN, JACK C. HOUSE	134
BERINGAUSE, GARY F. BUILDING	046	FREEMAN JR., Y. FRANK RESIDENCE HALL	117
BILL MOORE STUDENT SUCCESS CENTER	031	FRENCH, AARON BUILDING	030
BIOENGINEERING AND BIOSCIENCE COMPLEX	146	FULMER, HERMAN K. RESIDENCE HALL	106
BOBBY DODD STADIUM AT HISTORIC GRANT FIELD	017	GCATT PARKING DECK	141B
BOGGS STORAGE FACILITY	103A	GEORGIA CENTERS FOR ADVANCED TELECOMMUNICATIONS TECHNOLOGY	141
BOGGS, GILBERT HILLHOUSE BUILDING	103	GILBERT, JUDGE S. PRICE MEMORIAL LIBRARY	077
BRADLEY, W.C. & SARAH BUILDING	074	GLENN, WILLIAM H. RESIDENCE HALL	016
BRITTAİN, MARION L. DINING HALL	012	GPC BUILDING #3	774
BRITTAİN, MARION L."T" ROOM ADDITION	072	GRADUATE LIVING CENTER	052
BROADBAND INSTITUTE RESIDENTIAL LABORATORY	152	GRIFFIN TRACK STANDS	080A
BROWN, JULIUS RESIDENCE HALL	007	GROSECLOSE, COLONEL FRANK F. BUILDING	056
BUNGER-HENRY (HAROLD BUNGER & A.V. HENRY) BUILDING	086	GTRI RESEARCH BUILDING	051
BURGE PARKING DECK	009	GUGGENHEIM, DANIEL F. BUILDING	040
BURGE, FLIPPEN D. APARTMENTS	001	HANSON, MAJOR JOHN RESIDENCE HALL	093
CALCULATOR ADDITION	051E	HARRIS, NATHANIAL E. RESIDENCE HALL	011
CALCULATOR BUILDING	051B	HARRISON, GEORGE W. JR. RESIDENCE HALL	014
CALDWELL, HUGH H. RESIDENCE HALL	109	HEALEY, ADAM. APARTMENTS	112
CALLAWAY III, FULLER E. STUDENT ATHLETIC COMPLEX	122	HEFFERNAN, PAUL M. HOUSE	720
CALLAWAY JR., FULLER E. MANUFACTURING RESEARCH CENTER	126	HEFNER, RALPH A. RESIDENCE HALL	107
CALLAWAY SR., FULLER E. APARTMENTS	070	HEMPHILL AVENUE APARTMENTS	131
CARNEGIE, ANDREW BUILDING	036	HIGHTOWER, WILLIAM H. BUILDING	044
CENTENNIAL RESEARCH BUILDING	790	HINMAN, THOMAS P. RESEARCH BUILDING	051A
CENTER STREET APARTMENTS	132	HOLLAND, ARCHIBALD D. BUILDING	026
CENTRAL RECEIVING - PROPERTY CONTROL BUILDING	113	HOMER RICE CENTER FOR SPORTS PERFORMANCE	018A
CHANDLER, RUSS STADIUM	068	HOPKINS, ISAAC S. RESIDENCE HALL	094
CHAPIN, LLOYD W. BUILDING	025	HOUSTON, FRANK K. ADDITION	114A
CIVIL ENGINEERING (OLD) BUILDING	058	HOUSTON, FRANK K. BUILDING	114
CLOUDMAN, JOSIAH RESIDENCE HALL	013	HOWELL, CLARK RESIDENCE HALL	010
COLLEGE OF ARCHITECTURE ANNEX BUILDING	060A	HOWEY, JOSEPH H. PHYSICS BUILDING	081
COLLEGE OF ARCHITECTURE BUILDING	076	HUMAN RESOURCES BUILDING	032
COLLEGE OF COMPUTING BUILDING	050	INSTITUTE OF PAPER SCIENCE AND TECHNOLOGY	129
COLLEGE OF MANAGEMENT	057	INSTRUCTION CENTER	055
COMMANDER, ROBERT C. BUILDING	105	IPST ENGINEERING CENTER	850
COON, JOHN SAYLOR BUILDING	045	KING OFFICE ADDITION	083A
COUCH BUILDING	115	KING, ROY S. FACILITIES BUILDING	083
CROSLAND, DOROTHY M. TOWER	100	KNIGHT, MONTGOMERY BUILDING	101
CURRAN STREET PARKING DECK	139	LOVE, J. ERSKINE JR., MANUFACTURING BUILDING	144
DANIEL LAB ADDITION	022A	LUCK JR., JAMES K. BUILDING	073A
DANIEL, J.L. LABORATORY	022	LYMAN HALL BUILDING	029A
EDGE, ARTHUR B. INTERCOLLEGIATE ATHLETIC CENTER	018	LYMAN/EMERSON ADDITION	029C
EIGHTH STREET APARTMENTS	130	MANUFACTURING RELATED DISCIPLINES COMPLEX	135
ELECTRONICS RESEARCH BUILDING	079	MASON, JESSE W. BUILDING	111
EMERSON, CHERRY ADDITION	066A	MATHESON, KENNETH G. RESIDENCE HALL	091
EMERSON, CHERRY L. BUILDING	066	MAULDING, WILLIAM & JEANETTE RESIDENCE HALL	065
EMERSON, WILLIAM HENRY BUILDING	029B	MECHANICAL ENGINEERING RESEARCH BUILDING	048
ENGINEERING SCIENCE AND MECHANICS BUILDING	041	MONTAG, HAROLD E. RESIDENCE HALL	118
EVANS, LETTIE PATE WHITEHEAD ADMINISTRATION BUILDING	035	MOORE, BILL TENNIS CENTER	080
FACILITIES GARAGE/WAREHOUSE	067	NAVAL RESERVE CENTER	060
FACILITIES OPERATIONS STORAGE	067A	NAVY ROTC ARMORY	059
FACILITIES WASTE STORAGE BUILDING	161	NEELY STORAGE FACILITY	087A
FACILITIES ZONE MAINTENANCE BUILDING	150	NEELY, FRANK H. NUCLEAR RESEARCH CENTER	087
FERST, ROBERT CENTER FOR THE ARTS	124	NORTH CAMPUS PARKING DECK	148
FIBER OPTIC NETWORK BUILDING	127	O'KEEFE CUSTODIAL BUILDING	033B
FIELD, FLOYD RESIDENCE HALL	090	O'KEEFE GYM	033A
FITTEIN, LOUISE M. RESIDENCE HALL	119	O'KEEFE MAIN BUILDING	033

Source: Office of Capital Planning and Space Management



CAMPUS MAP

Fig. 1.1 Campus Map – Continued

Buildings by Name – Continued

O'KEEFE STORAGE FACILITY	033C	STEAM SHOP	083B
PERRY, WILLIAM G. RESIDENCE HALL	092	STORE ROOM ANNEX	083C
PETERS, RICHARD PARK PARKING DECK	008	STRUCTURAL ENGINEERING AND MATERIALS RESEARCH LAB	149
PETTTT, JOSEPH M. MICROELECTRONICS RESEARCH BUILDING	095	STUDENT CENTER PARKING DECK	054
PRESIDENTS HOUSE	071	STUDENT CENTER POST OFFICE	104A
PRESIDENT'S HOUSE- GROUND	071A	SWANN, JANIE AUSTELL BUILDING	039
PUMPING STATION	062	TECHWAY BUILDING	136
RICH BUILDING	051C	TENTH STREET CHILLER PLANT	133
RICH CHILLER PLANT	051F	TOWERS, DONIGAN D. RESIDENCE HALL	015
RICH COMPUTER CENTER	051D	UNDERGRADUATE LIVING CENTER	064
ROBERT, L.W. ALUMNI FACULTY HOUSE	003	VAN LEER, BLAKE R. BUILDING	085
ROSE BOWL FIELD STORAGE BUILDING	063	VISITOR INFORMATION CENTER	042
SAC BUBBLE POOL	122B	WARDLAW JR., WILLIAM C. CENTER	047
SAVANT, DOMENICO P. BUILDING	038	WEBER, PAUL SPACE SCIENCE & TECHNOLOGY 3 BUILDING	098
SKILES, WILLIAM VERNON CLASSROOM BUILDING	002	WEBER, PAUL SPACE SCIENCE & TECHNOLOGY 1 BUILDING	084
SMITH, DAVID M. BUILDING	024	WENN, FRED B. STUDENT CENTER	104
SMITH, JOHN M. RESIDENCE HALL	006	WHITEHEAD, JOSEPH B. MEMORIAL INFIRMARY	082
SMITHGALL JR., CHARLES A. STUDENT SERVICES	123	WOODRUFF, GEORGE & IRENE RESIDENCE HALL	116
SOUTHERN REGION EDUCATION BOARD BUILDING	125	WREK TRANSMITTER AND TOWER	020

Buildings by Number

001	BURGE, FLIPPEN D. APARTMENTS	033C	O'KEEFE STORAGE FACILITY
002	SKILES, WILLIAM VERNON CLASSROOM BUILDING	035	EVANS, LETTIE PATE WHITEHEAD ADMINISTRATION
003	ROBERT, L.W. ALUMNI FACULTY HOUSE	036	CARNEGIE, ANDREW BUILDING
006	SMITH, JOHN M. RESIDENCE HALL	038	SAVANT, DOMENICO P. BUILDING
007	BROWN, JULIUS RESIDENCE HALL	039	SWANN, JANIE AUSTELL BUILDING
008	PETERS, RICHARD PARK PARKING DECK	040	GUGGENHEIM, DANIEL F. BUILDING
009	BURGE PARKING DECK	041	ENGINEERING SCIENCE AND MECHANICS BUILDING
010	HOWELL, CLARK RESIDENCE HALL	042	VISITOR INFORMATION CENTER
011	HARRIS, NATHANIAL E. RESIDENCE HALL	044	HIGHTOWER, WILLIAM H. BUILDING
012	BRITTAI, MARION L. DINING HALL	045	COON, JOHN SAYLOR BUILDING
013	CLOUDMAN, JOSIAH RESIDENCE HALL	046	BERINGAUSE, GARY F. BUILDING
014	HARRISON, GEORGE W. JR. RESIDENCE HALL	047	WARDLAW JR., WILLIAM C. CENTER
015	TOWERS, DONIGAN D. RESIDENCE HALL	048	MECHANICAL ENGINEERING RESEARCH BUILDING
016	GLENN, WILLIAM H. RESIDENCE HALL	050	COLLEGE OF COMPUTING BUILDING
017	BOBBY DODD STADIUM AT HISTORIC GRANT FIELD	051	GTRI RESEARCH BUILDING
018	EDGE, ARTHUR B. INTERCOLLEGIATE ATHLETIC CENTER	051A	HINMAN, THOMAS P. RESEARCH BUILDING
018A	HOMER RICE CENTER FOR SPORTS PERFORMANCE	051B	CALCULATOR BUILDING
020	WREK TRANSMITTER AND TOWER	051C	RICH BUILDING
021	190 BOBBY DODD WAY	051D	RICH COMPUTER CENTER
022	DANIEL, J.L. LABORATORY	051E	CALCULATOR ADDITION
022A	DANIEL LAB ADDITION	051F	RICH CHILLER PLANT
023A	ARMY OFFICE	052	GRADUATE LIVING CENTER
023B	ARMY ARMORY	054	STUDENT CENTER PARKING DECK
024	SMITH, DAVID M. BUILDING	055	INSTRUCTION CENTER
025	CHAPIN, LLOYD W. BUILDING	056	GROSECLOSE, COLONEL FRANK F. BUILDING
026	HOLLAND, ARCHIBALD D. BUILDING	057	COLLEGE OF MANAGEMENT
029A	LYMAN HALL BUILDING	058	CIVIL ENGINEERING (OLD) BUILDING
029B	EMERSON, WILLIAM HENRY BUILDING	059	NAVY ROTC ARMORY
029C	LYMAN/EMERSON ADDITION	060	NAVAL RESERVE CENTER
030	FRENCH, AARON BUILDING	060A	COLLEGE OF ARCHITECTURE ANNEX BUILDING
031	BILL MOORE STUDENT SUCCESS CENTER	061	ADVANCED TECHNOLOGY DEVELOPMENT CENTER NORTH
032	HUMAN RESOURCES BUILDING	061A	ADVANCED TECHNOLOGY DEVELOPMENT CENTER SOUTH
033	O'KEEFE MAIN BUILDING	062	PUMPING STATION
033A	O'KEEFE GYM	063	ROSE BOWL FIELD STORAGE BUILDING
033B	O'KEEFE CUSTODIAL BUILDING	064	UNDERGRADUATE RESIDENCE HALL



Source: Office of Capital Planning and Space Management



CAMPUS MAP

Fig. 1.1 Campus Map—Continued

065	MAULDING, WILLIAM & JEANETTE RESIDENCE HALL	113	CENTRAL RECEIVING - PROPERTY CONTROL BUILDING
066	EMERSON, CHERRY L. BUILDING	114	HOUSTON, FRANK K. BUILDING
066A	EMERSON, CHERRY ADDITION	114A	HOUSTON, FRANK K. ADDITION
067	FACILITIES GARAGE/WAREHOUSE	115	COUCH BUILDING
067A	FACILITIES OPERATIONS STORAGE	116	WOODRUFF, GEORGE & IRENE RESIDENCE HALL
068	CHANDLER, RUSS STADIUM	117	FREEMAN JR., Y. FRANK RESIDENCE HALL
070	CALLAWAY SR., FULLER E. APARTMENTS	118	MONTAG, HAROLD E. RESIDENCE HALL
071	PRESIDENT'S HOUSE	119	FITTEN, LOUISE M. RESIDENCE HALL
071A	PRESIDENT'S HOUSE- GROUND	120	401 FERST STREET
072	BRITTAIN, MARION L."T" ROOM ADDITION	122	CALLAWAY III, FULLER E. STUDENT ATHLETIC COMPLEX
073	ALEXANDER, WILLIAM A. MEMORIAL COLISEUM	122B	SAC BUBBLE POOL
073A	LUCK JR., JAMES K. BUILDING	123	SMITHGALL JR., CHARLES A. STUDENT SERVICES
074	BRADLEY, W.C. & SARAH BUILDING	124	FERST, ROBERT CENTER FOR THE ARTS
075	COLLEGE OF ARCHITECTURE ADDITION	125	SOUTHERN REGION EDUCATION BOARD BUILDING
076	COLLEGE OF ARCHITECTURE BUILDING	126	CALLAWAY JR., FULLER E. MANUFACTURING RESEARCH CENTER
077	GILBERT, JUDGE S. PRICE MEMORIAL LIBRARY		
079	ELECTRONIC RESEARCH BUILDING	127	FIBER OPTIC NETWORK BUILDING
080	MOORE, BILL TENNIS CENTER	128	490 TENTH STREET
080A	GRIFFIN TRACK STANDS	129	INSTITUTE OF PAPER SCIENCE AND TECHNOLOGY
081	HOWEY, JOSEPH H. PHYSICS BUILDING	130	EIGHTH STREET APARTMENTS
082	WHITEHEAD, JOSEPH B. MEMORIAL INFIRMARY	131	HEMPHILL AVENUE APARTMENTS
083	KING, ROY S. FACILITIES BUILDING	132	CENTER STREET APARTMENTS
083A	KING OFFICE ADDITION	133	TENTH STREET CHILLER PLANT
083B	STEAM SHOP	134	STEIN, JACK C. HOUSE
083C	STORE ROOM ANNEX	135	MANUFACTURING RELATED DISCIPLINES COMPLEX
084	WEBER, PAUL SPACE SCIENCE & TECHNOLOGY 1 BUILD.	136	TECHWAY BUILDING
085	VAN LEER, BLAKE R. BUILDING	137	781 MARIETTA STREET
086	BUNGER-HENRY (HAROLD BUNGER & A.V. HENRY) BUILD.	138	811 MARIETTA STREET, N.W.
087	NEELY, FRANK H. NUCLEAR RESEARCH CENTER	139	CURRAN STREET PARKING DECK
087A	NEELY STORAGE FACILITY	140	AQUATIC CENTER
088	ATHLETIC ASSOCIATION CONFERENCE BUILDING	141	GEORGIA CENTER FOR ADVANCED TELECOMMUNICATIONS TECHNOLOGY
089	ATHLETIC ASSOCIATION ANNEX		
090	FIELD, FLOYD RESIDENCE HALL	141B	GCATT PARKING DECK
091	MATHESON, KENNETH G. RESIDENCE HALL	142	500 TECH PARKWAY, N.W.
092	PERRY, WILLIAM G. RESIDENCE HALL	144	LOVE, J. ERSKINE JR., MANUFACTURING BUILDING
093	HANSON, MAJOR JOHN RESIDENCE HALL	145	ALLEN, LAMAR SUSTAINABLE EDUCATION BUILDING
094	HOPKINS, ISAAC S. RESIDENCE HALL	146	BIOENGINEERING AND BIOSCIENCE BUILDING
095	PETTTT, JOSEPH M. MICROELECTRONICS RESEARCH	148	NORTH CAMPUS PARKING DECK
097	AJAX, FRED W. BUILDING	149	STRUCTURAL ENGINEERING AND MATERIALS RESEARCH LABORATORY
098	WEBER, PAUL SPACE SCIENCE & TECHNOLOGY 3 BUILD.		
099	BAKER, HENRY L. BUILDING	150	FACILITIES ZONE MAINTENANCE BUILDING
100	CROSLAND, DOROTHY M. TOWER	151	AEROSPACE COMBUSTION LABORATORY
101	KNIGHT, MONTGOMERY BUILDING	152	BROADBAND INSTITUTE RESIDENTIAL LABORATORY
103	BOGGS, GILBERT HILLHOUSE BUILDING	155	505 TENTH STREET, N.W.
103A	BOGGS STORAGE FACILITY	156	845 MARIETTA STREET, N.W.
104	WENN, FRED B. STUDENT CENTER	158	ADVANCED WOOD PRODUCTS LAB
104A	STUDENT CENTER POST OFFICE	161	FACILITIES WASTE STORAGE BUILDING
105	COMMANDER, ROBERT C. BUILDING	163	645 NORTHSIDE DRIVE
106	FULMER, HERMAN K. RESIDENCE HALL	164	711 MARIETTA STREET
107	HEFNER, RALPH A. RESIDENCE HALL	720	HEFFERNAN, PAUL M. HOUSE
108	ARMSTRONG, ARTHUR H. RESIDENCE HALL	734	328 TENTH
109	CALDWELL, HUGH H. RESIDENCE HALL	735	348 TENTH
110	FOLK, EDWIN H. RESIDENCE HALL	774	GPC BUILDING #3
111	MASON, JESSE W. BUILDING	790	CENTENNIAL RESEARCH BUILDING
112	HEALEY, ADA M. APARTMENTS	850	IPST ENGINEERING CENTER
		870	831 MARIETTA ST.

UNIVERSITY SYSTEM OF GEORGIA

The University System of Georgia, which began operation in 1932, is among the oldest unified statewide systems of public higher education in the United States and includes all state-operated universities, four-year colleges, and two-year colleges in Georgia. The system, now in its seventh decade of operation, offers programs of instruction, research, and public service designed to benefit the entire population of the state. These programs are conducted through the various institutions and institution-related agencies. The following comprise the University System of Georgia:

Abraham Baldwin Agricultural College, Tifton	East Georgia College, Swainsboro	Medical College of Georgia, Augusta
Albany State University, Albany	Floyd College, Rome	Middle Georgia College, Cochran
Armstrong Atlantic State University, Savannah	Fort Valley State University, Fort Valley	North Georgia College and State University, Dahlonega
Atlanta Metropolitan College, Atlanta	Gainesville College, Gainesville	Savannah State University, Savannah
Augusta State University, Augusta	Georgia College & State University, Milledgeville	South Georgia College, Douglas
Bainbridge College, Bainbridge	Georgia Institute of Technology, Atlanta	Southern Polytechnic State University, Marietta
Clayton College and State University, Morrow	Georgia Perimeter College, Decatur	State University of West Georgia, Carrollton
Coastal Georgia Community College, Brunswick	Georgia Southern University, Statesboro	University of Georgia, Athens
Columbus State University, Columbus	Georgia Southwestern State University, Americus	Valdosta State University, Valdosta
Dalton State College, Dalton	Georgia State University, Atlanta	Waycross College, Waycross
Darton College, Albany	Gordon College, Barnesville	Skidaway Institute of Oceanography
	Kennesaw State University, Kennesaw	
	Macon State College, Macon	

BOARD OF REGENTS

The Board of Regents of the University System of Georgia is composed of 16 members appointed by the Governor and confirmed by the Senate for seven-year terms. One member is appointed from each of the 11 congressional districts, and five are appointed from the state at large. The Board of Regents exercises broad jurisdiction over all institutions of the University System of Georgia and establishes policies and procedures under which they operate. The Board receives all state appropriations for the University System and allocates these appropriations to the institutions and institution-related agencies. While the Board engages in both policy-making and administrative functions, each unit of the System has a high degree of academic and administrative autonomy.

The Chancellor of the University System, the chief administrative officer, is appointed by the Board as its chief executive officer and serves at the Board's request. The chancellor has broad discretionary power for executing the resolutions, policies and rules, and regulations adopted by the Board for the operation of the University System.

The System currently includes 35 institutions: four research universities, two regional universities, 13 state universities, two state colleges, 13 two-year colleges, and one independent research unit. These institutions are both individually distinctive and interrelated. They are geographically dispersed so that approximately 96 percent of the people in Georgia reside within 35 miles of at least one university or college.

Table 1.1 Members and Terms of Appointment of the Board of Regents

Regent	Term	District
Hugh A. Carter, Jr.	(2000-2002)	State at Large
William H. Cleveland	(2001-2002)	State at Large
Hilton H. Howell, Jr., <i>Chairman</i>	(1998-2004)	State at Large
Donald M. Leebern, Jr.	(1998-2005)	State at Large
Joel O. Wooten, Jr.	(1999-2006)	State at Large
Martin W. NeSmith	(1999-2006)	First
John Hunt	(1997-2004)	Second
James D. Yancey	(2000-2007)	Third
Juanita Powell Baranco	(1998-2005)	Fourth
Elridge W. McMillan	(1996-2003)	Fifth
Michael J. Coles	(2001-2008)	Sixth
Joe Frank Harris, <i>Vice Chairman</i>	(1999-2006)	Seventh
Connie Cater	(1999-2006)	Eighth
Allene H. Magill	(2001-2008)	Ninth
J. Timothy Shelnut	(2000-2007)	Tenth
Glenn S. White	(1998-2005)	Eleventh



Source: Office of the Board of Regents



BOARD OF REGENTS

Table 1.2 Staff of the Board of Regents

Staff Member	Title
Dr. Thomas C. Meredith	Chancellor
Ms. Shelly C. Nickel	Special Assistant
Ms. Gail S. Weber	Secretary to the Board/Executive Administrative Assistant
Ms. Margaret Taylor	Deputy to the Senior Vice Chancellors
Ms. Corlis Cummings	Senior Vice Chancellor/Office of Support Services
Ms. Elizabeth E. Neely	Associate Vice Chancellor - Legal Affairs
Mr. J. Burns Newsome	Assistant Vice Chancellor - Legal Affairs (Prevention)
Ms. Robyn A. Crittenden	Assistant Vice Chancellor - Legal Affairs (Contracts)
Mr. William Wallace	Associate Vice Chancellor - Human Resources
Ms. Sherea Timmons	Director of Human Resources
Mr. Ronald B. Stark	Assistant Vice Chancellor - Internal Audit
Mr. Thomas E. Daniel	Senior Vice Chancellor/Office of External Activities & Facilities
Vacant	Vice Chancellor - External Affairs
Ms. Annie Hunt Burriss	Assistant Vice Chancellor - Development and Economic Services
Ms. Arlethia Perry-Johnson	Assistant Vice Chancellor - Media & Publications
Mr. John Millsaps	Director of Communications/Marketing
Ms. Diane Payne	Director of Publications
Mr. William K. Chatham	Vice Chancellor - Facilities
Ms. Linda M. Daniels	Assistant Vice Chancellor - Design and Construction
Mr. Peter J. Hickey	Assistant Vice Chancellor - Real Properties
Mr. Mark Demyanek	Director of Environmental Safety
Ms. Gita Hendessi	Director of Facilities Planning
Dr. Daniel S. Papp	Senior Vice Chancellor/Office of Academic and Fiscal Affairs
Dr. Frank A. Butler	Vice Chancellor for Academic Affairs - Faculty and Student Affairs
Dr. Cathie M. Hudson	Associate Vice Chancellor - Strategic Research and Analysis
Dr. John T. Wolfe, Jr.	Associate Vice Chancellor - Faculty Affairs
Dr. Barry A. Fullerton	Associate Vice Chancellor - Student Services
Dr. Joseph J. Szutz	Assistant Vice Chancellor - Planning
Ms. Marci Middleton	Academic Coordinator - Program Review
Dr. Jan Kettlewell	Assistant Vice Chancellor - P-16 Initiatives
Dr. Kathleen Burk	Assistant Vice Chancellor - Academic Affairs/Director of Regents' Testing
Dr. Kris A. Biesinger	Assistant Vice Chancellor - Advanced Learning Technologies
Dr. Richard C. Sutton	Senior Advisor for Academic Affairs/Director - International Programs
Ms. Susan Leisure	Assistant Director, Office of International Education
Ms. Sue Sugarman	International Services Coordinator
Vacant	Director of System Policy Research
Mr. Randall A. Thursby	Vice Chancellor - Information and Instructional Technology/CIO
Ms. Beth Brigdon	Assistant Vice Chancellor - Enterprise Systems and Services
Ms. Jayne Williams	Assistant Vice Chancellor - Library and Customer Information Services
Ms. Merryl Penson	Executive Director - Library Services
Mr. Tom Maier	Executive Director - Strategic Planning and Policy Development
Mr. John Graham	Executive Director - Enterprise Applications Systems
Mr. John Scoville	Executive Director - Enterprise Infrastructure Services
Mr. William R. Bowes	Vice Chancellor/Office of Fiscal Affairs
Ms. Usha Ramachandran	Budget Director
Mr. Gerald Vaughan	Assistant Budget Director
Ms. Debra Wike	Executive Director - Business and Financial Affairs
Mr. Robert Elmore	Assistant Director - Business Services
Mr. Michael Cole	Assistant Director - Financial Services and Systems

HIGHLIGHTS OF TECH HISTORY

Table 1.3 Selected Events from Georgia Tech's History

Year	Event
1885	On October 13, the Georgia Legislature passes a bill appropriating \$65,000 to found a technical school.
1886	Atlanta is chosen as the location for the Georgia School of Technology.
1887	Developer Richard Peters donates four acres of land known as Peters Park to the new school.
1888	The Academic Building (in use today as the Administration Building) is completed. Georgia Tech opens for classes on October 8, with the School of Mechanical Engineering and departments of Chemistry, Mathematics, and English. By January 1889, 129 students register to work toward the only degree offered, the Bachelor of Science in Mechanical Engineering.
1890	Tech graduates its first two students.
1892	Tech fields its first football team.
1896	The Schools of Civil Engineering and Electrical Engineering are established.
1899	The A. French Textile School is established.
1901	The School of Chemical Engineering is established. The Athletic Association is organized.
1903	John Heisman becomes the school's first full-time football coach.
1904	The Department of Modern Languages is established.
1906	The School of Chemistry is established. Andrew Carnegie donates \$20,000 to build a library.
1907	The Carnegie Library opens.
1908	Tech's Night School opens. Fulton County grants an organizational charter to the Georgia Tech Alumni Association. The first edition of the annual, <i>The Blue Print</i> , appears. The Department of Architecture is established.
1910	The first official band is formed.
1911	<i>The Technique</i> , the weekly student newspaper, begins publication.
1912	The Cooperative Education Department is established to coordinate work-study programs.
1913	The School of Commerce, forerunner of the College of Management, is established.
1916	The Georgia Tech Student Association is established.
1917	The Department of Military Science is established. The Evening School of Commerce admits its first woman student.
1918	Tech joins the National Collegiate Athletic Association (NCAA). Senior units of the Coast Artillery and Signal Corps of the Reserve Officer Training Corps (ROTC) are established. The school and alumni launch the Greater Georgia Tech fund-raising campaign.
1919	The Legislature authorizes the Engineering Experiment Station.
1920	The national Alumni Association convenes its first meeting. George P. Burdell, Tech's long-lived mythical student, begins "attending" class.
1921	Tech becomes a charter member of the Southern Intercollegiate Conference.
1923	The <i>Georgia Tech Alumnus</i> magazine begins publication. The Alumni Association begins an alumni placement service. Tech is elected to the Southern Association of Colleges and Universities.
1924	The School of Ceramics is established. Tech receives an FCC license to operate radio station WGST.
1925	Tech awards its first Master of Science degrees.
1926	Tech establishes a Naval ROTC unit. The Department of Naval Science is established.
1930	The Daniel Guggenheim School of Aeronautics is established.
1931	The Georgia Legislature creates the University System of Georgia.
1932	The Board of Regents of the University System assumes control of all state public schools, including Tech. The Georgia Tech Alumni Foundation holds its first meeting.
1934	The Department of Management is established. The Engineering Experiment Station begins engineering research projects.
1937	The Industrial Development Council (forerunner of the Georgia Tech Research Corporation) is created to be the contractual agency for the Engineering Experiment Station.
1939	The School of Physics is established.
1942	The Department of Physical Education and Recreation is established.
1945	Tech becomes the first institution to provide low-cost married housing to GI Bill students. The School of Industrial and Systems Engineering is established.
1946	Tech adopts the quarter system.
1948	The Board of Regents authorizes Tech to change its name to the Georgia Institute of Technology. Southern Technical Institute opens as a branch of Tech. The Department of Architecture becomes the School of Architecture; the Department of Management becomes the School of Industrial Management; the School of Social Sciences is established.
1949	The YMCA-sponsored, student-maintained World Student Fund is created to support a foreign student program.
1950	The Department of Air Science (now Air Force Aerospace Studies) is established. Tech awards its first Doctor of Philosophy degree.
1952	The School of Mathematics is established. The Board of Regents votes to make Tech coeducational. The first two women students enroll in the fall quarter.
1954	The Georgia Tech Alumni Foundation becomes the Georgia Tech Foundation.





HIGHLIGHTS OF TECH HISTORY

Table 1.3 Selected Events from Georgia Tech's History - Continued

Year	Event
1955	The Rich Electronic Computer Center begins operation.
1956	Tech's first two women graduates receive their degrees.
1957	The Georgia Legislature grants Tech \$2.5 million for a nuclear reactor.
1959	The School of Engineering Science and Mechanics and the School of Psychology are established.
1960	The School of Applied Biology is established.
1961	Tech is the first major state university in the deep South to desegregate without a court order. The new Southern Tech campus in Marietta is opened.
1962	The School of Nuclear Engineering is established.
1963	The School of Information and Computer Science is established. Tech is the first institution in the United States to offer the master's degree in Information Science. The Water Resources Center is created. Renamed the Environmental Resources Center in 1970, it now functions as the Water Resources Research Institute of Georgia.
1964	Tech leaves the Southeastern Conference (SEC).
1965	Compulsory ROTC ends.
1969	The School of Industrial Management becomes the College of Management. The Bioengineering Center is established in conjunction with Emory University.
1970	Southern Tech is authorized to grant four-year degrees. The School of Geophysical Sciences is established.
1975	The name of the General College is changed to the College of Sciences and Liberal Studies (COSALS), and the School of Architecture becomes the College of Architecture. The Georgia Legislature designates the Engineering Experiment Station as the Georgia Productivity Center. Tech joins the Metro-6 athletic conference.
1977	The Center of Radiological Research is formed to coordinate research in health physics.
1978	Georgia Tech joins the Atlantic Coast Conference (ACC). The Georgia Mining Resources Institute, linked to the U.S. Bureau of Mines, is formed. The Fracture and Fatigue Research Laboratory is established.
1979	The Computational Mechanics Center is established.
1980	Southern Tech becomes an independent four-year college of engineering technology. The Center for Rehabilitation Technology is formed. The Higher Education Management Institute study is established.
1981	The Advanced Technology Development Center, the Technology Policy and Assessment Center, and the Microelectronics Research Center are established.
1982	The Materials Handling Research Center, Center for Architecture Conservation, Center for Excellence in Rotary Wing Aircraft, and Communication Research Center are established.
1983	The Research Center for Biotechnology is established. The Long Range Plan is begun.
1984	The Engineering Experiment Station changes its name to the Georgia Tech Research Institute. Georgia Tech's contract corporation changes its name from the Georgia Tech Research Institute to the Georgia Tech Research Corporation. The Graduate Cooperative Program is formed to include graduate students in Tech's work-study program.
1985	The School of Ceramic Engineering incorporates the metallurgy program to form the School of Materials Engineering. The Georgia Legislature authorizes \$15 million to fund the Center for Excellence in Microelectronics. The Centennial Campaign begins.
1986	The Center for the Enhancement of Teaching and Learning and the College of Architecture Construction Research Center are established.
1987	The Georgia Tech/Emory University Biomedical Technology Research Center is established. The School of Engineering Science and Mechanics is incorporated into the School of Civil Engineering.
1988	Dr. John P. Crecine, Tech's ninth president, proposes a restructuring of Tech to meet the technological needs of the 21st century.
1989	The proposal for academic restructuring wins approval in a poll of both the academic faculty and the general faculty and receives the unanimous support of the Board of Regents of the University System of Georgia. The College of Computing and the Ivan Allen College of Management, Policy, and International Affairs was established.
1990	The Georgia Tech men's basketball team wins the ACC Championship and goes to the NCAA Final Four. Atlanta's "High-Tech Southern Hospitality" wide-screen presentation, developed by the Georgia Tech Multimedia Laboratory, helps the city attract the 1996 Olympic Games. Georgia Tech is selected as the Olympic Village site. The Georgia Tech football team is named 1990 National Champions by the UPI Coaches Poll after winning the ACC Championship and the Citrus Bowl.
1991	Despite economic hard times, Tech achieves an all-time high in fund-raising. Ground is broken for the Student Success Center, which, along with the T.E.C.H. Expo mobile recruitment facility, inaugurates a new concept in student services and recruitment. Tech's first foreign campus, GT Lorraine, in Metz, France, is opened. The Fuller E. Callaway Jr. Manufacturing Research Center is opened, setting the hallmark for corporate research cooperation with Tech.
1992	Tech hosts the only vice presidential candidates debate held in election year '92, then later hosts the 6th Annual Report of the former Secretaries of Defense. Bill Lewis is named head football coach as the Yellow Jackets celebrate their 100th anniversary. Tech establishes the first University Center of Excellence for Photovoltaic Research and Education.

HIGHLIGHTS OF TECH HISTORY

Table 1.3 Selected Events from Georgia Tech's History - *Continued*

Year	Event
1993	The Georgia Institute of Technology lands U.S. Swim, Inc. National Development Center. Tech's bioengineering program (in collaboration with the Emory University School of Medicine) wins a \$3 million grant from the Whitaker Foundation. Three Ivan Allen faculty earn National Endowment for the Humanities fellowships, the only fellowships of this kind awarded in Georgia.
1994	Dr. G. Wayne Clough takes office as Tech's tenth president. Dr. Clough is Tech's first president who is also an alumnus; B.S. in CE '64, M.S. in CE '65. The Packaging Research Center is established with a National Science Foundation grant. Ground is broken for construction of five residence halls in anticipation of the 1996 Olympic Games. Construction of the Olympic Natatorium Complex begins. George O'Leary is named as the new head football coach.
1995	Dr. G. Wayne Clough is inaugurated as Tech's tenth president. Construction of the Georgia Tech Aquatic Center is completed and recreation construction begins on the Coliseum. Two Georgia Tech students are named Truman Scholars. Sponsored research awards hit an all-time high with \$185 million. Private giving also reaches an all-time high of \$41 million.
1996	Georgia Tech launched the largest fund-raising drive in the history of the university—a five year \$400 million capital campaign, “Threshold of a New Era.” Georgia Tech served as the 1996 Olympic Village hosting more than 15,000 athletes and coaches, gaining seven new residence halls, a state-of-the-art Aquatics Center, a renovated Alexander Memorial Coliseum, a beautiful new plaza area and 1,700 miles of fiber-optic cable to connect every building on campus to voice, video and data reception capabilities. Mechanical Engineering Professor Sam Shelton led Georgia Tech's team of mechanical engineers and industrial designers who developed the 1996 Olympic torch. The men's basketball team was the Atlantic Coast Conference regular season champions for the first time.
1997	The first class in history is required to own a personal computer. Georgia Tech's young faculty received the highest number of CAREER Awards from the National Science Foundation. Private donations achieve another record year with \$77 million in hand and the Tech endowment grows to more than \$500 million. Tech researchers set record year with \$220 million in research expenditures. Retiring U.S. Senator Sam Nunn joins Tech's Ivan Allen College as a distinguished faculty member in public policy and international affairs and the School is renamed in his honor. Dr. Homer Rice retires after 17 successful years as Athletic Director and is replaced by Dave Braine. Sophomore Matt Kuchar wins the 1997 U.S. Amateur Golf Championship. The number of people attending Georgia Tech via distance learning programs has increased 52 percent over the last five years.
1998	Tech admitted the largest and most diverse class in its history. The number of female students who have accepted offers for the President's Scholarship has increased by 550 percent in the last five years. The DuPree College of Management was established. The goal for the Campaign for Georgia Tech was increased to \$500 million. Tech was awarded three new National Centers of Excellence: a \$12.5 million Engineering Research Center for the Engineering of Living Tissues; a \$19.5 million microelectronics Focus Center Research Program; and a European Union Center. Tech's football team snapped a seven year losing streak to its arch-rival, defeating Georgia 21-19 in Athens. Three student-athletes—Matt Harpring in basketball, Bryce Molder in golf, and Angelo Taylor in track—received national player of the year awards, while Matt Kuchar made the cuts at both the Masters and the U.S. Open golf tournaments. Demand for on-campus housing has reached the saturation point, with all student housing—including the Olympic era housing—full. Total research expenditures topped \$236 million, a \$17 million increase over last year. Georgia Tech ranked sixth nationally in the amount of research conducted for private industry. Georgia Tech and Emory have established what may be the first ever joint department between a public university and a private university—a joint biomedical engineering program. Tech and Emory have also collaborated in the establishment of a biotechnology park between the two universities.
1999	The first women deans of academic colleges were appointed—Dr. Sue V. Rosser, Dean of the Ivan Allen College and Dr. Terry C. Blum, Dean of the DuPree College of Management. Joe Hamilton, who threw for 3,060 yards and 27 touchdowns, was named to the Associated Press' All-America team and was second nationally in Heisman Trophy balloting. Georgia Tech won the 1999 Theodore M. Hesburgh Award for Faculty Development to Enhance Undergraduate Teaching and Learning. The Hesburgh Award acknowledges and rewards successful, innovative faculty development programs that enhance undergraduate teaching, and inspires the growth of such initiatives at America's colleges and universities. Georgia Tech switched from a quarter-based curriculum to a semester-based curriculum ... and survived. Tech's engineering program expanded to Southeast Georgia with the Georgia Tech Regional Engineering Program (GTREP). The program offers undergraduate and graduate engineering degrees in collaboration with Armstrong Atlantic State University, Georgia Southern University, and Savannah State University. Tech became the first university in the nation to offer a master's degree in mechanical engineering entirely via the Internet. Tech opened the \$30 million Bioengineering and Bioscience Building, the first in the development of a four-building biocomplex.
2000	Georgia Tech and Emory announce the joint Ph.D. program in Biomedical Engineering, the first such arrangement in history between a public and private university. Tech alumnus Chris Klaus donated \$15 million to develop the College of Computing's Advanced Computing Technology Complex. Georgia Tech is named the top university in the nation for technology transfer and economic development assistance. Tech graduates the largest class in its history with 1,500 students awarded degrees in Spring 2000. The men's baseball team captured both the ACC league and ACC tournament titles. Georgia Tech announced plans to build a \$148 million multi-building complex on the east side of the I-75/85 connector along Fifth Street east to West Peachtree. The project will include facilities for the DuPree College of Management, Continuing and Executive Education, a hotel and conference center, the University Bookstore, parking, and other retail businesses. The men's golf team competes in a playoff for the NCAA title. The J. Erskine Love Jr. Manufacturing Building is dedicated. Twenty-two hundred new freshmen enroll at Georgia Tech with an average SAT of 1,330 and an average GPA of 3.75. President Wayne Clough emphasizes improving the undergraduate learning





HIGHLIGHTS OF TECH HISTORY

Table 1.3 Selected Events from Georgia Tech's History - Continued

Year	Event
	experience in the annual State of the Institute address. The Georgia Tech football team defeated the University of Georgia 27-15, the third win in a row in this cross-state rivalry.
2001	The five-year Campaign for Georgia Tech concluded December 31, 2000 with a total of \$712 million raised. More than 46,000 donors living in 57 nations contributed. Hallmarks included 233 endowed scholarships and fellowships, 54 new endowed chairs for eminent faculty, and support for 11 new buildings. <i>U.S. News & World Report</i> ranked Georgia Tech 10th among the nation's public universities and 41st among all universities. The College of Engineering was ranked 5th for graduate programs and 6th for undergraduate programs. All ranked engineering programs were among the nation's top 15, with industrial and systems engineering ranked 1st at both undergraduate and graduate levels. The College of Computing was ranked 13th. The College of Architecture was ranked 15th. The Ivan Allen College was ranked 4th in information and technology management. The College of Sciences was ranked 10th in industrial/organizational psychology. <i>Business Week</i> ranked the DuPree College of Management 11th among the nation's public universities; <i>Computerworld</i> ranked the executive master's degree program in the management of technology 7th among technology executive programs. President George W. Bush appointed Dr. Clough to his President's Council of Advisors on Science and Technology. He is one of 24 members of the prestigious board and the first Tech representative to serve on the Council. Jean-Lou Chameau succeeds Mike Thomas as Provost and Vice President for Academic Affairs. Fall 2001 enrollment was the largest ever, with 15,576 students registered. Incoming freshmen averaged 1,331 on the SAT and included 126 National Merit Scholars and 19 National Achievement Scholars. Georgia Tech was named first in the nation in the graduation of African-American engineers at all degree levels by <i>Black Issues in Higher Education</i> , and celebrated the 40th anniversary of its integration with a minority student enrollment of 34 percent. Physics major Will Roper wins the first in 50 years, Rhodes Scholarship, and was named Truman Scholar, receiving up to \$30,000 to complete his bachelor's degree and do graduate study. Aerospace engineering major Karen Feigh became the first Tech student in 20 years to win a Marshall Scholarship for graduate work in Great Britain. Thirteen young faculty received CAREER Awards from the National Science Foundation, the most ever won in any year by any school, bringing Georgia Tech's total to 59, second in the nation. Research expenditures topped \$300 million, the seventh consecutive increase. Records were set in the number of research awards--1,884--and their value--over \$237 million. Thirty-five U.S. patents were issued for Tech research, a record high. Sam Shelton, associate professor of mechanical engineering who designed the 1996 Olympic Torch, was chosen to do the same for the 2002 Winter Olympics in Salt Lake City. New coach Paul Hewitt took the men's basketball team to the NCAA Tournament for the first time since 1996 and was named ACC Coach of the Year. The women's team returned to the NIT for the second year in a row. Golfer Bryce Molder was named Fred Haskins Collegiate Player of the Year and received the 2001 Jack Nicklaus, Golfweek, and Dave Williams National Player of the Year awards. Academic All-Americans include: Bryce Molder, golf; Dan Dyke, football; Kyleen Bell, volleyball; Laura Ozolins, tennis; Shilo Ayalon and David Laitala, swimming. Eight hundred sixteen companies recruited on campus, conducting almost 11,600 interviews.





DEGREES OFFERED

Table 1.4 Degree Majors

Bachelor's	Master's	Doctoral
<i>Bachelor's degrees are awarded in the following majors:</i>	<i>Master's degrees are awarded in the following majors:</i>	<i>The doctoral degree is awarded with majors in the following:</i>
College of Architecture		
Architecture Building Construction Industrial Design	Architecture Building Construction and Facility Management City Planning	Architecture
College of Computing		
Computer Science	Bioengineering Computer Science Human - Computer Interaction	Algorithms, Combinatorics, and Optimization Bioengineering Computer Science
College of Engineering		
Aerospace Engineering Biomedical Engineering Chemical Engineering Civil Engineering Computer Engineering Electrical Engineering Industrial Engineering Materials Science and Engineering Mechanical Engineering Nuclear and Radiological Engineering Polymer and Textile Chemistry Textiles Enterprise Management Textile and Fiber Engineering	Aerospace Engineering Bioengineering Chemical Engineering Civil Engineering Electrical and Computer Engineering Engineering Science and Mechanics Environmental Engineering Health Physics Health Systems Industrial Engineering International Logistics Materials Science and Engineering Mechanical Engineering Nuclear and Radiological Engineering Operations Research Polymers Quantitative and Computational Finance Statistics Textile and Fiber Chemistry Textile and Fiber Engineering	Aerospace Engineering Algorithms, Combinatorics, and Optimization Bioengineering Biomedical Engineering Chemical Engineering Civil Engineering Electrical and Computer Engineering Engineering Science and Mechanics Environmental Engineering Industrial Engineering Materials Science and Engineering Mechanical Engineering Nuclear and Radiological Engineering Textile Engineering
DuPree College of Management		
Management	Intl. Executive Master of Business Administration Management Executive Master of Science in Management of Technology Quantitative and Computational Finance	Management
Ivan Allen College		
Economics History, Technology, and Society International Affairs International Affairs and Modern Language Public Policy Science, Technology, and Culture	Economics History of Technology Human - Computer Interaction Information Design and Technology International Affairs Public Policy	History of Technology Public Policy
College of Sciences		
Applied Biology Applied Mathematics Applied Physics Applied Psychology Chemistry Discrete Mathematics Earth and Atmospheric Sciences Physics	Applied Biology Applied Mathematics Applied Physics Bioinformatics Chemistry Earth and Atmospheric Sciences Human - Computer Interaction Physics Psychology Quantitative and Computational Finance Statistics	Algorithms, Combinatorics, and Optimization Applied Biology Chemistry Earth and Atmospheric Sciences Mathematics Physics Psychology



Source: Office of the Registrar



ACCREDITATION

Table 1.5 Accreditation Information

Professional Accreditation	Institutional Accreditation
<p><u>College of Architecture</u></p> <p>In the College of Architecture, the program leading to the Bachelor of Science in Industrial Design has been recognized by the Industrial Designers Society of America and is in the review process for accreditation by the National Association of Schools in Art and Design. The National Architectural Accrediting Board has accredited the curriculum leading to the Master of Architecture. The Master of City Planning degree program has been accredited by the Planning Accreditation Board. The Building Construction Program has been accredited by the American Council for Construction Education.</p>	<p>Georgia Tech is accredited by the Southern Association of Colleges and Schools (SACS). A self-study was conducted, and reaffirmation was awarded in 1994.</p>
<p><u>College of Computing</u></p> <p>The programs in the College of Computing at Georgia Tech are accredited by the Computing Sciences Accreditation Board. These programs include the Bachelor of Science in Computer Science, Master of Science in Computer Science, Master of Science in Human-Computer Interaction, and the Doctor of Philosophy in Computer Science.</p>	
<p><u>College of Engineering</u></p> <p>The Accreditation Board for Engineering and Technology has accredited the engineering curricula leading to Bachelor of Science degrees in the following fields: aerospace engineering; chemical engineering; civil engineering; computer engineering; electrical engineering; industrial engineering; materials science and engineering; mechanical engineering; nuclear engineering; and textile engineering; and a graduate program leading to a master's degree in the field of environmental engineering.</p>	
<p><u>DuPree College of Management</u></p> <p>In the DuPree College of Management, all of the degree programs subject to the review of the Association to Advance Collegiate Schools of Business International have been accredited by that organization. These programs include Bachelor of Science in Management, Master of Science in Management, Master of Science in Management of Technology, Master of Science - Undesignated, and Doctor of Philosophy in Management.</p>	
<p><u>College of Sciences</u></p> <p>The American Chemical Society has certified the curriculum leading to the Bachelor of Science in Chemistry. The Human Factors and Ergonomics Society has accredited the Engineering Psychology Graduate Program.</p>	





PRESIDENTS OF GEORGIA TECH

Isaac S. Hopkins
1888-1896

Lyman Hall
1896-1905

Kenneth G. Matheson
1906-1922

Marion L. Brittain
1922-1944

Colonel Blake R. Van Leer
1944-1956

Paul Weber
Acting President
1956-1957

Edwin D. Harrison
1957-1969

Vernon Crawford
Acting President
1969

Arthur G. Hansen
1969-1971

James E. Boyd
Acting President
1971-1972

Joseph M. Pettit
1972-1986

Henry C. Bourne, Jr.
Acting President
1986-1987

John Patrick Crecine
1987-1994

Michael E. Thomas
Acting President
1994

G. Wayne Clough
1994-Present



G. Wayne Clough is the tenth president of the Georgia Institute of Technology and the first alumnus to serve as president. During his tenure as president, Georgia Tech has served as the Olympic Village for the 1996 Centennial Games and Tech's second Capital Campaign was initiated, raising over \$700 million. Research expenditures have increased for seven consecutive years to \$310 million, and nearly 300 courses have been redesigned to incorporate web enhancements under a technology initiative that requires all students to have a networked computer. Seven new residence halls, an aquatic center, a sports performance center, and seven new academic buildings have been built. His tenure at Georgia Tech has also been marked by increased recognition for the Institute.

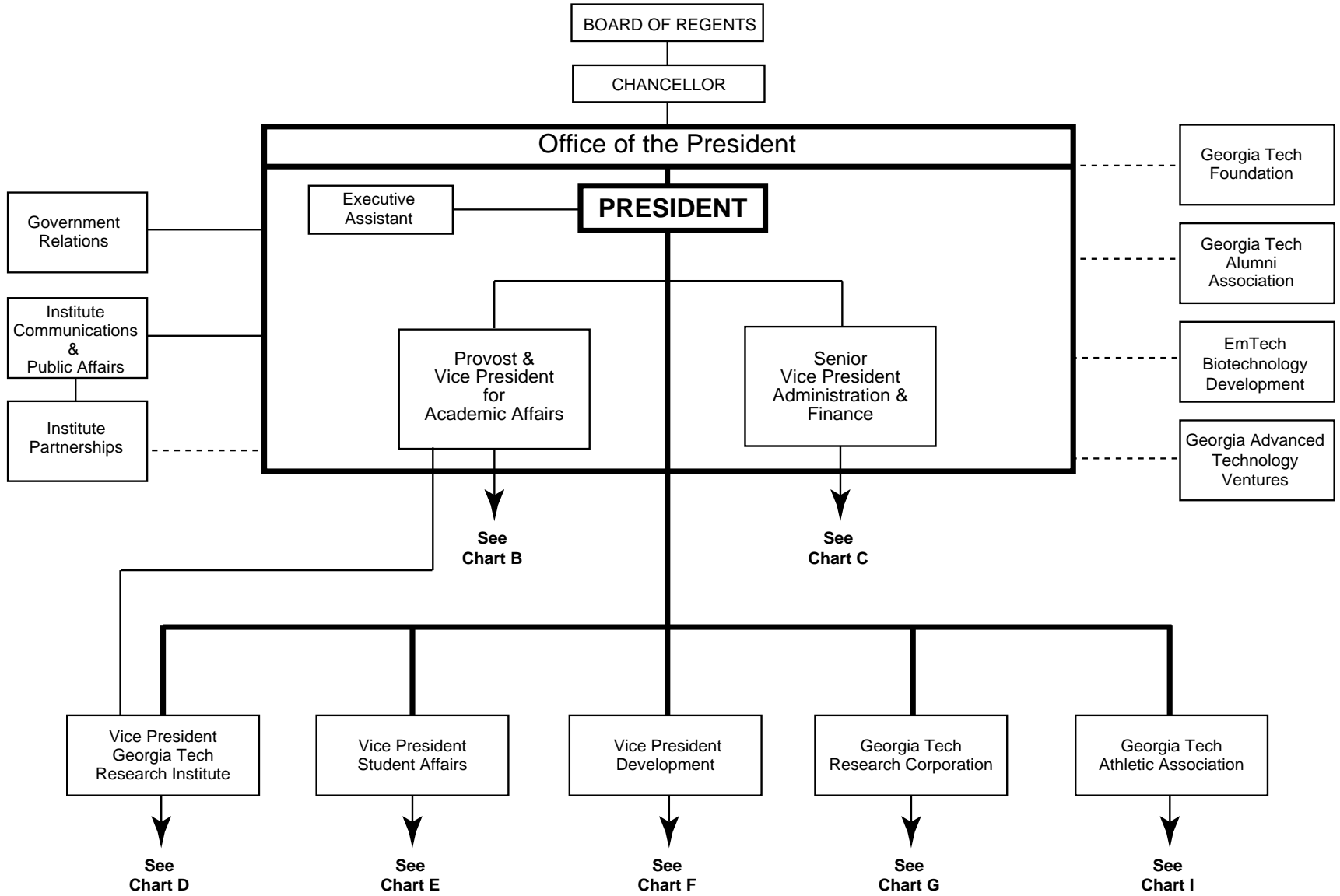
Dr. Clough received his B.S. and M.S. in Civil Engineering from Georgia Tech in 1964 and 1965 respectively, and his Ph.D. in 1969 from the University of California, Berkeley. Prior to returning to Georgia Tech as president in 1994, he was provost and vice president for academic affairs at the University of Washington. At Virginia Tech, he served as Head of the Department of Civil Engineering and Dean of the College of Engineering. He also was a member of the faculty at Duke University and Stanford University. Clough was elected to the National Academy of Engineering in 1990. He has been recognized for his teaching and research, including seven awards from the American Society of Civil Engineers. He is one of only a handful of engineers to have twice received Civil Engineer's oldest awards, the Norman Medal.

For many years, Clough has been listed among the 100 Most Influential People in Georgia by *Georgia Trend* magazine. President George W. Bush appointed Dr. Clough to his President's Council of Advisors on Science and Technology. He is one of 24 members of the prestigious board and the first Tech representative to serve on the Council. Dr. Clough serves on the executive committees of the National Council on Competitiveness, Central Atlanta Progress, and the Metro Atlanta Chamber of Commerce; he is a Trustee of the Georgia Research Alliance and the Institute of Paper Science and Technology. He chairs the National Academy of Engineering's, The Engineer of 2020 project and serves on the Board of Advisors for Noro-Moseley Partners, the southeast's largest venture capital fund, and the Board of Directors of TSYS.



Chart A

Georgia Institute of Technology Presidential Organization Chart



ORGANIZATIONAL CHART
Fig. 1.2 Georgia Tech Organizational Chart



Chart B

Georgia Institute of Technology Provost Organization Chart

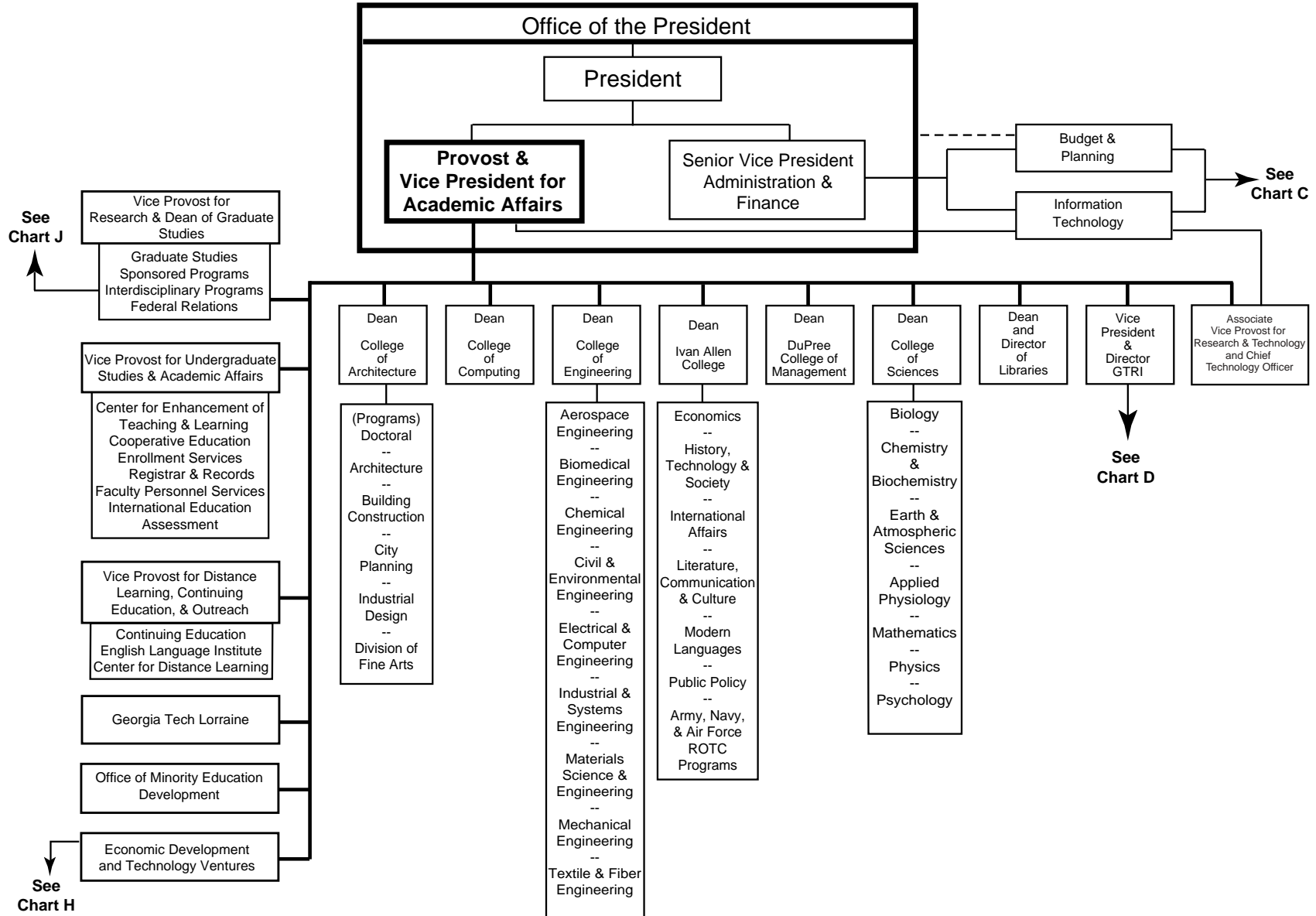


Fig. 1.2 Georgia Tech Organizational Chart – Continued

ORGANIZATIONAL CHART





Chart C

Georgia Institute of Technology
Senior Vice President Organization Chart

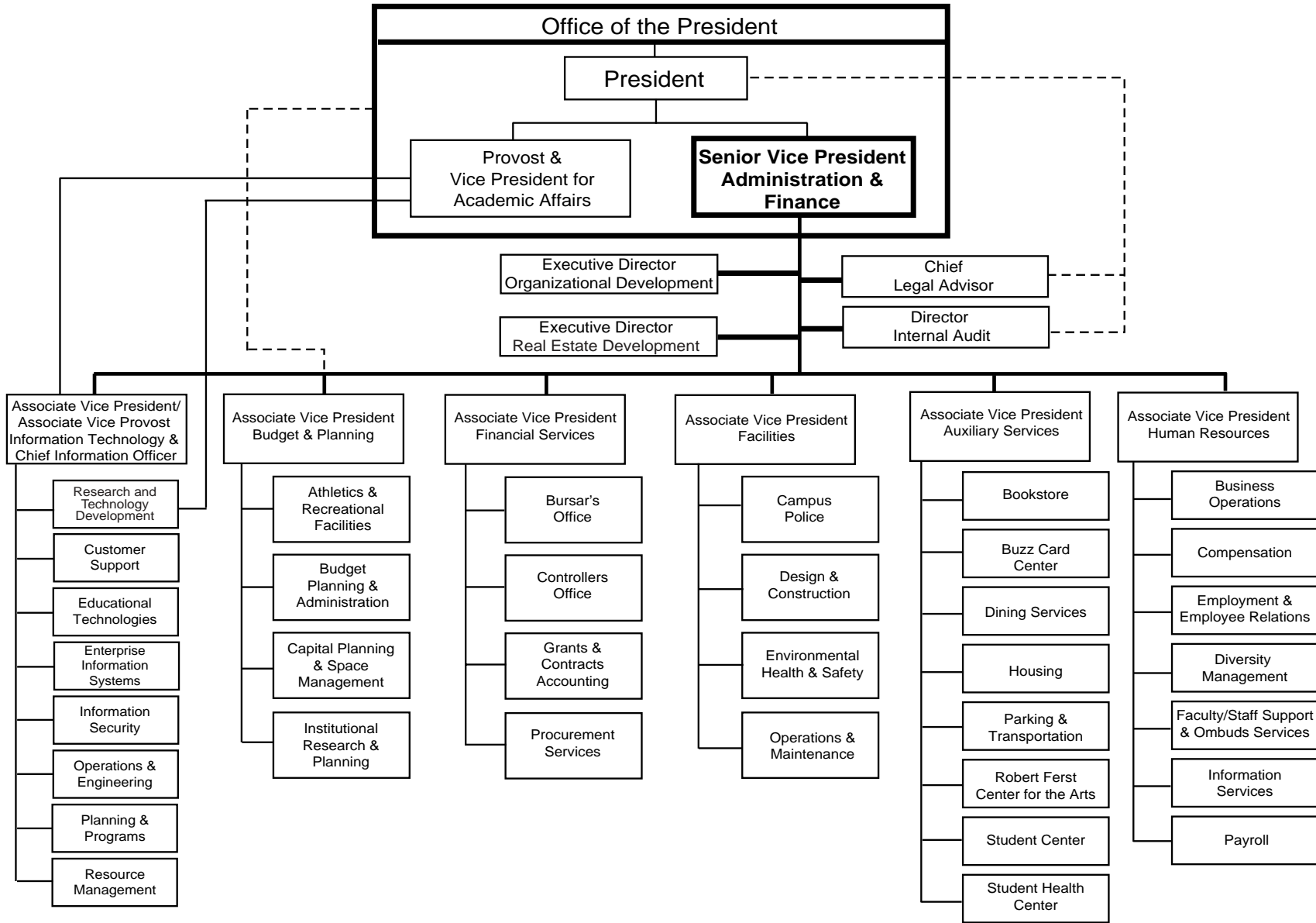


Fig. 1.2 Georgia Tech Organizational Chart – Continued

ORGANIZATIONAL CHART





Chart D

Georgia Institute of Technology Georgia Tech Research Institute Organization Chart

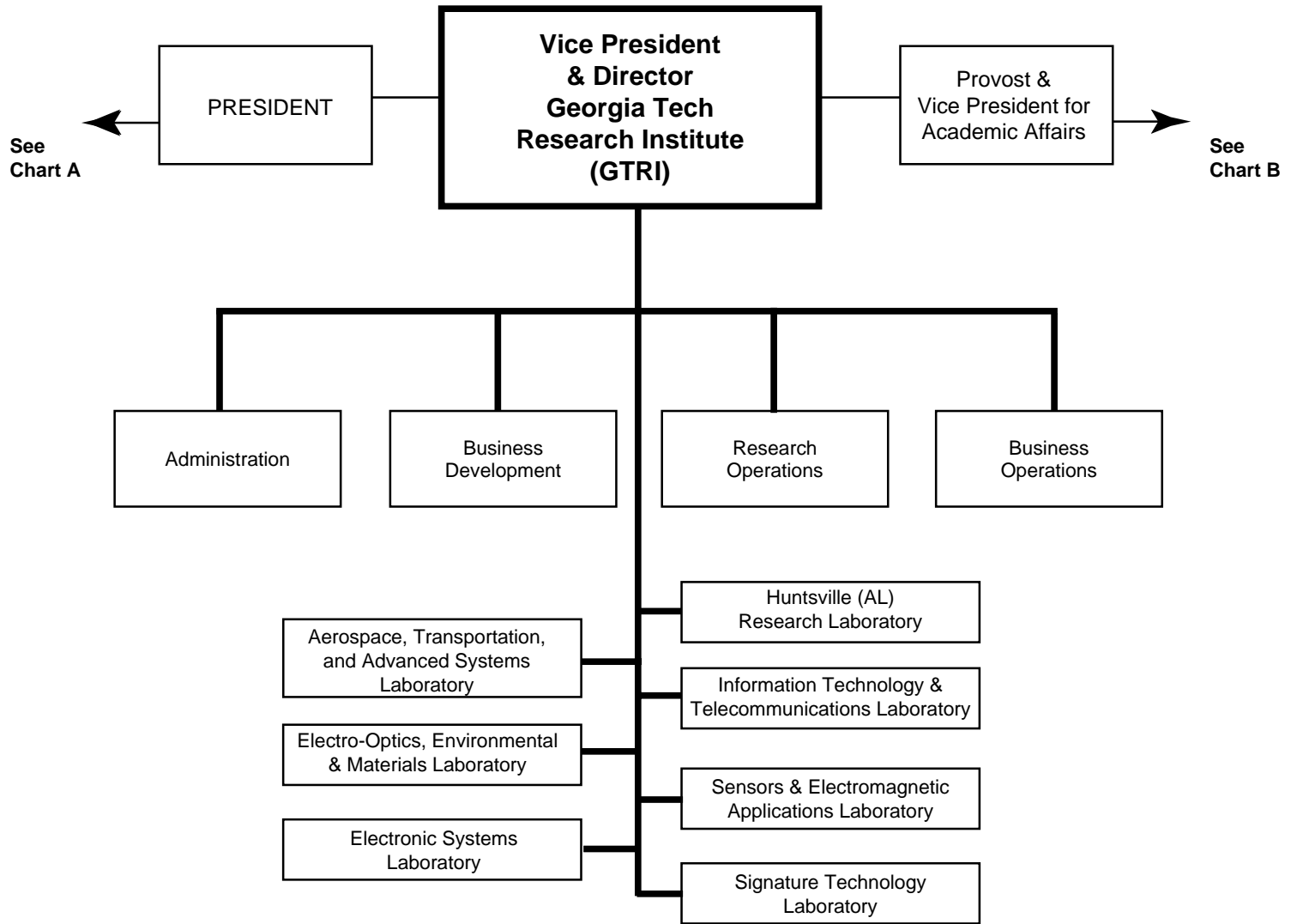


Fig. 1.2 Georgia Tech Organizational Chart - Continued

ORGANIZATIONAL CHART



ORGANIZATIONAL CHART

Fig. 1.2 Georgia Tech Organizational Chart – *Continued*

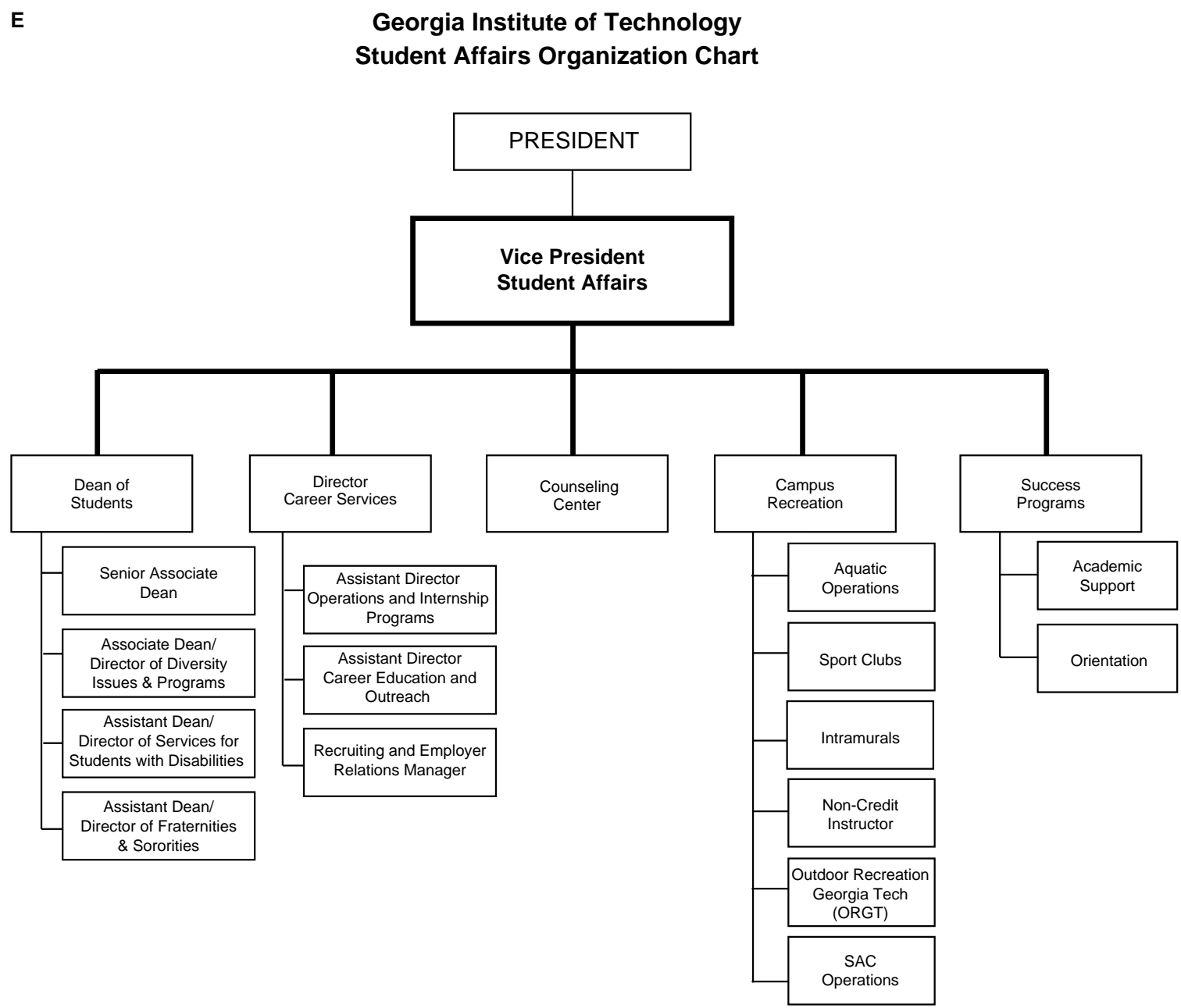
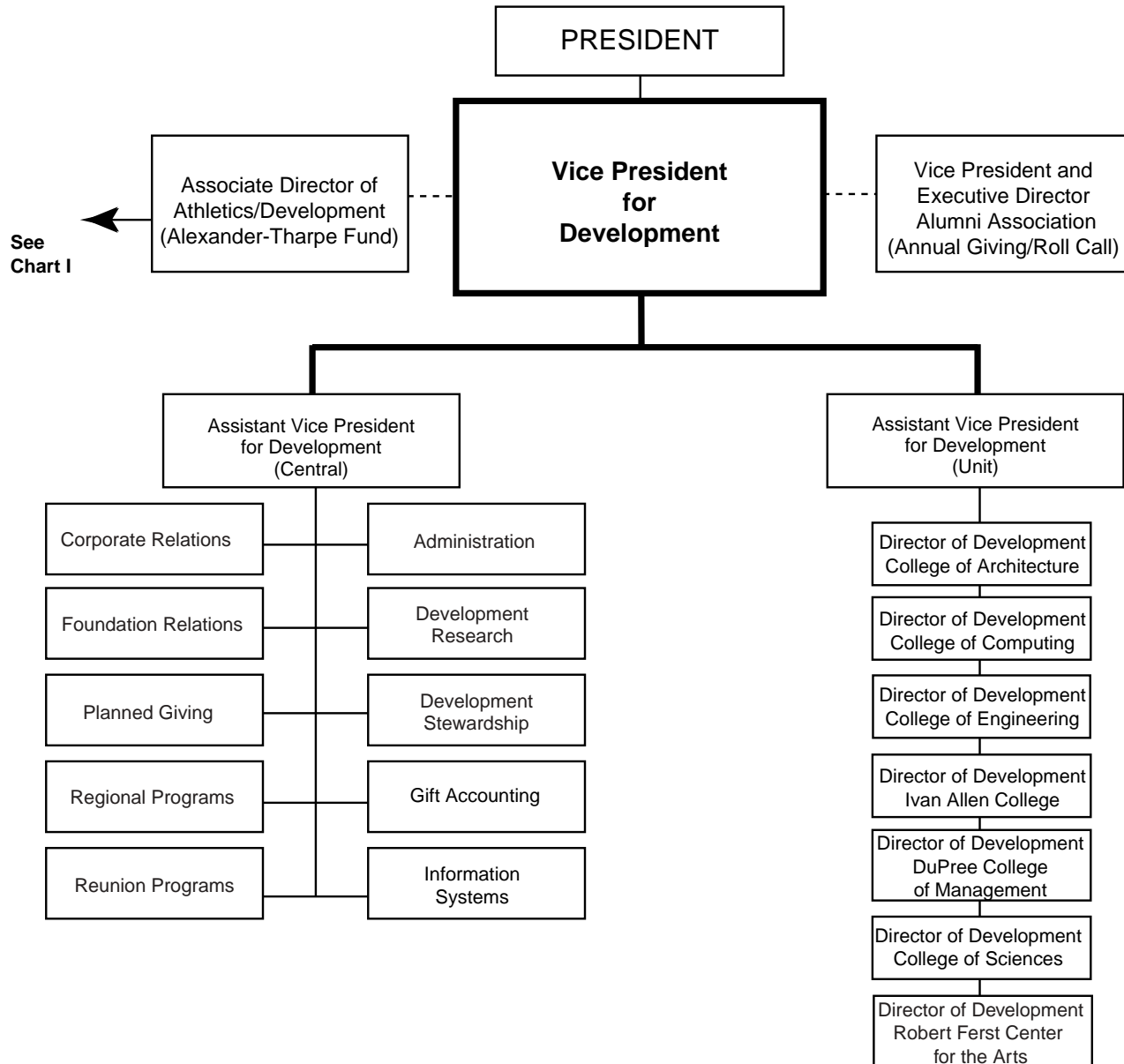




Chart F

Georgia Institute of Technology Development Organization Chart



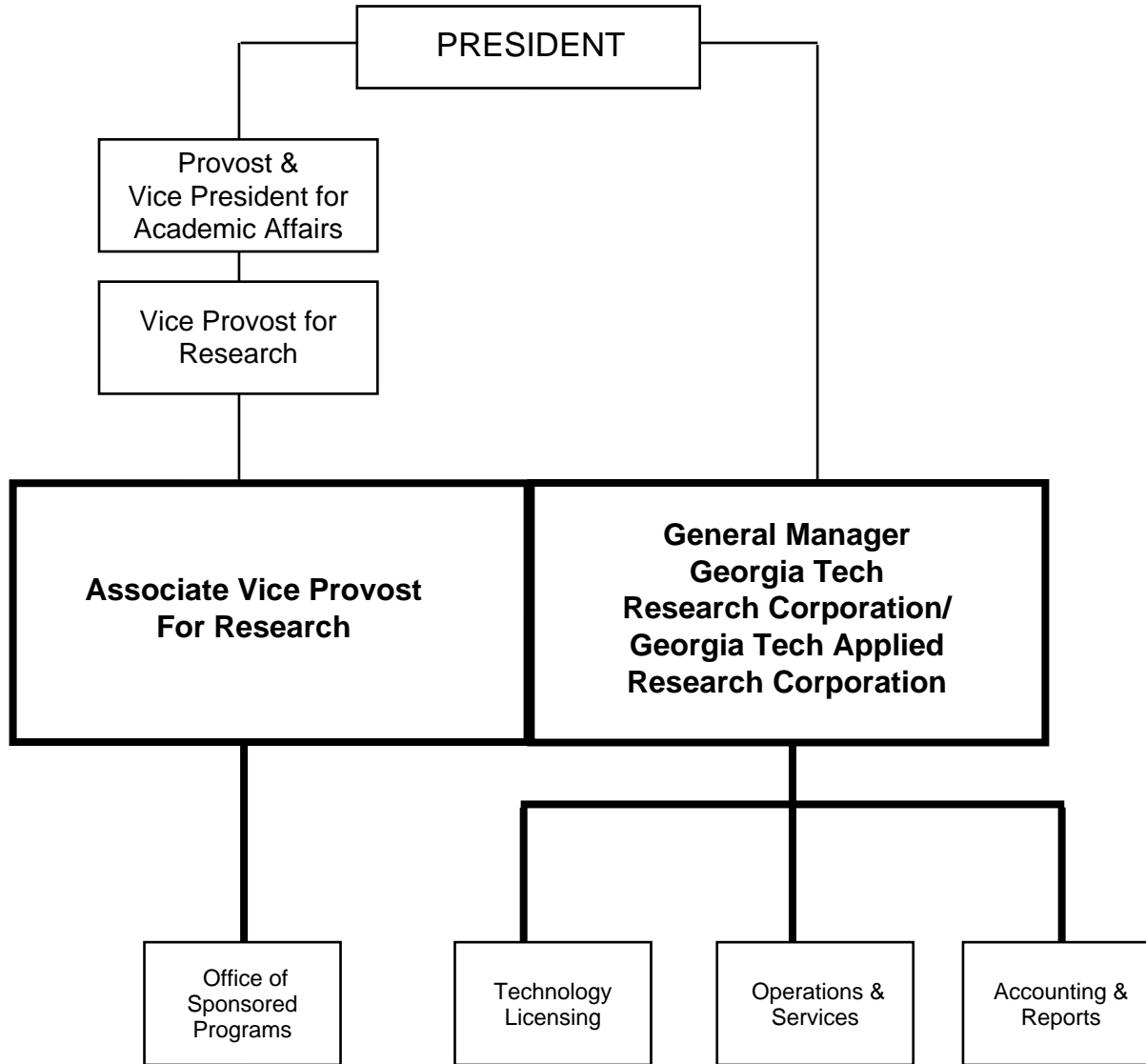
See
Chart I

ORGANIZATIONAL CHART
Fig. 1.2 Georgia Tech Organizational Chart – Continued



Chart G

**Georgia Institute of Technology
Georgia Tech Research Corporation/
Georgia Tech Applied Research Corporation**



ORGANIZATIONAL CHART
Fig. 1.2 Georgia Tech Organizational Chart – *Continued*



Chart H

Georgia Institute of Technology Economic Development and Technology Ventures

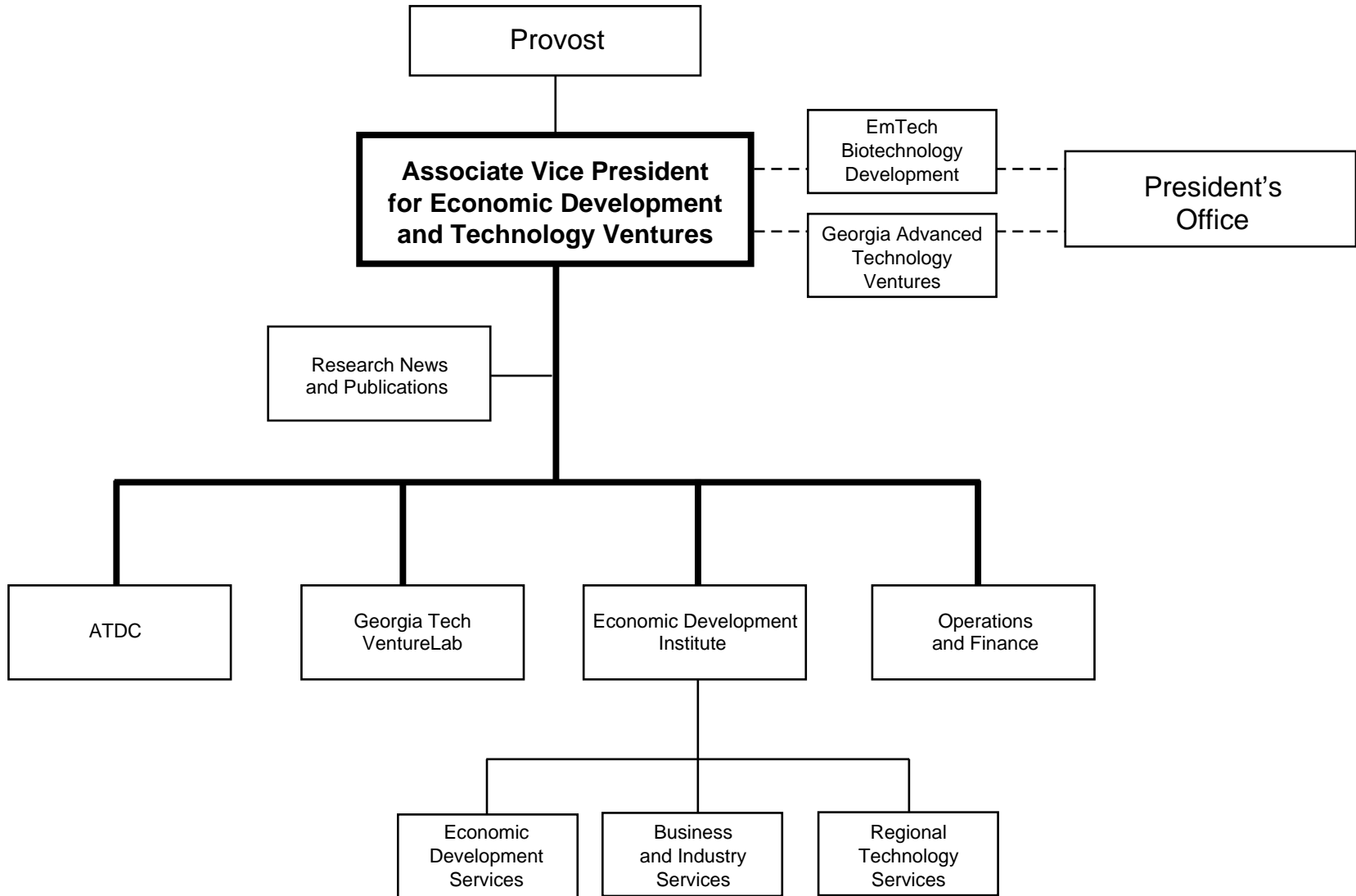


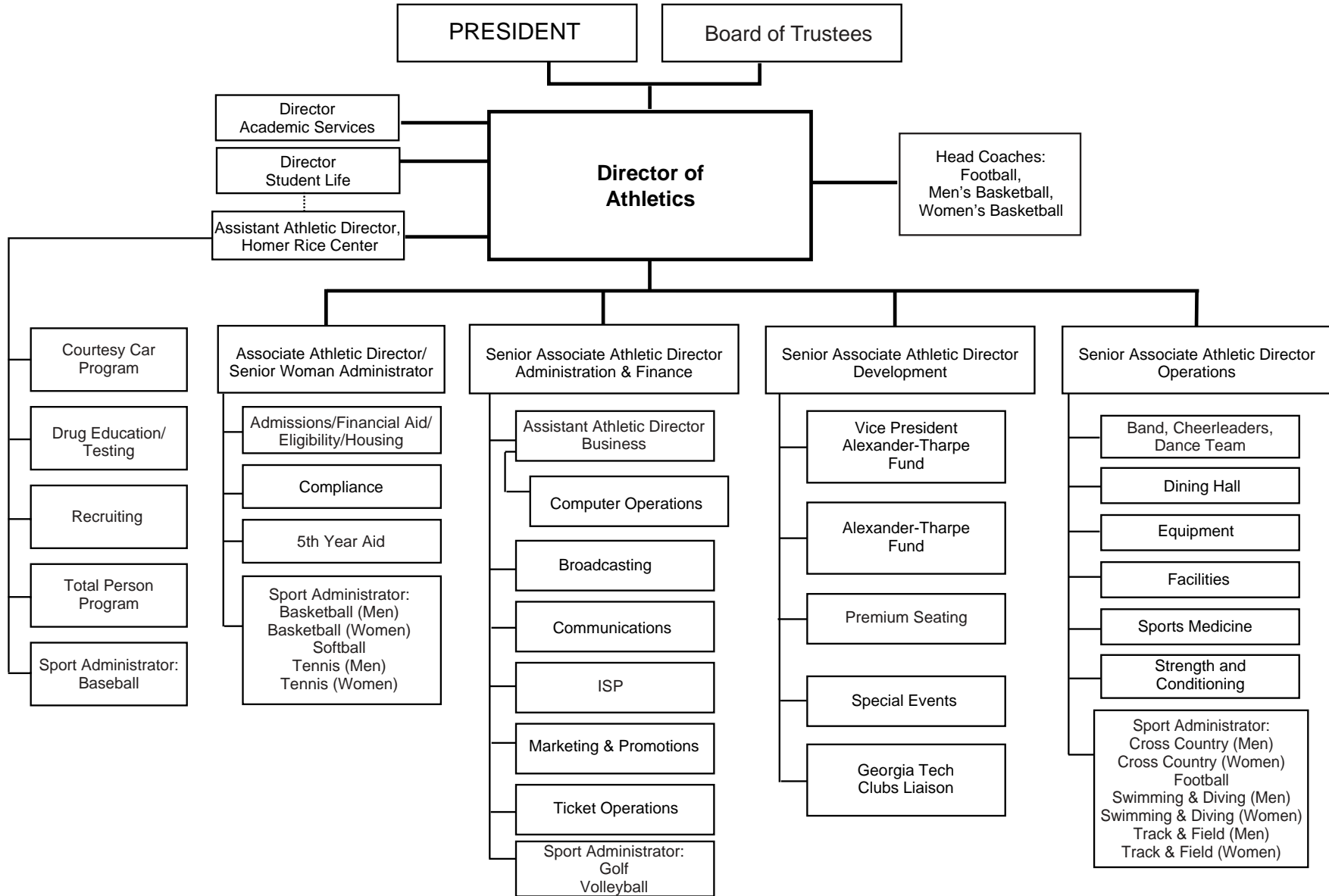
Fig. 1.2 Georgia Tech Organizational Chart – Continued

ORGANIZATIONAL CHART



Chart I

Georgia Institute of Technology Georgia Tech Athletic Association



INTRODUCTION



ORGANIZATIONAL CHART
Fig. 1.2 Georgia Tech Organizational Chart - Continued





Chart J

Interdisciplinary Centers of Georgia Tech

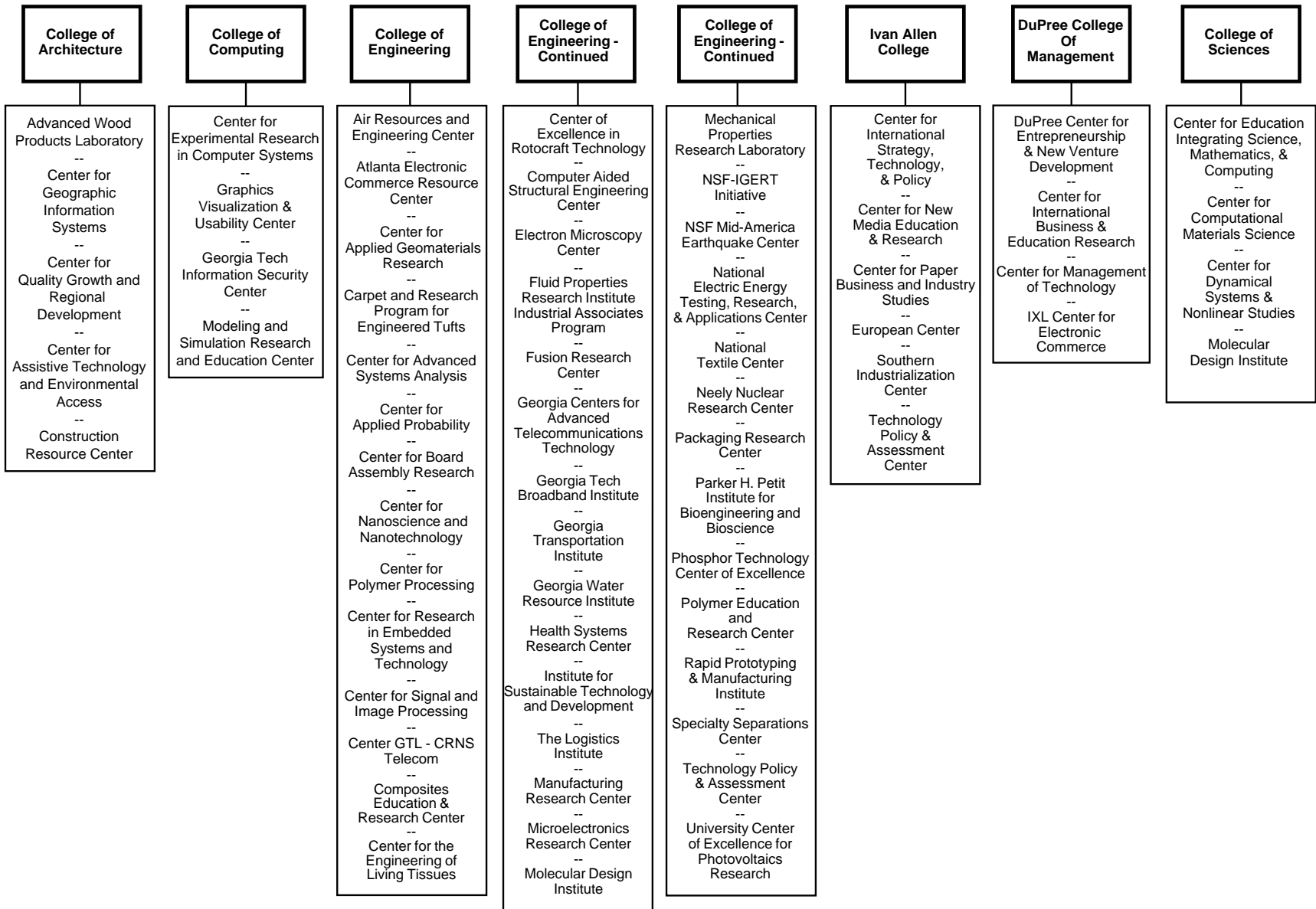


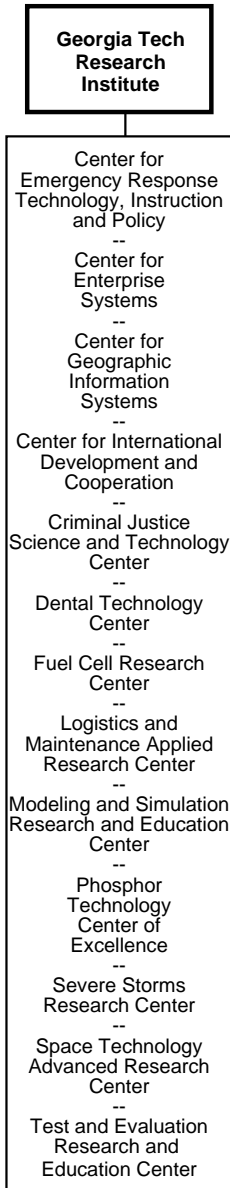
Fig. 1.2 Georgia Tech Organizational Chart - Continued

ORGANIZATIONAL CHART

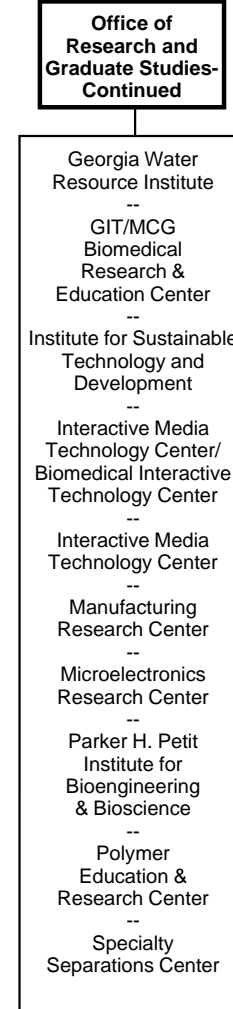
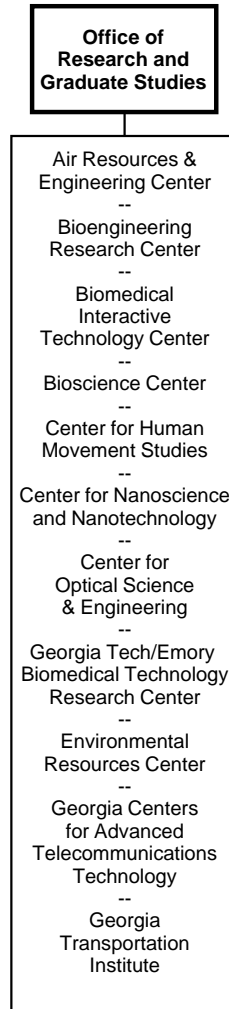
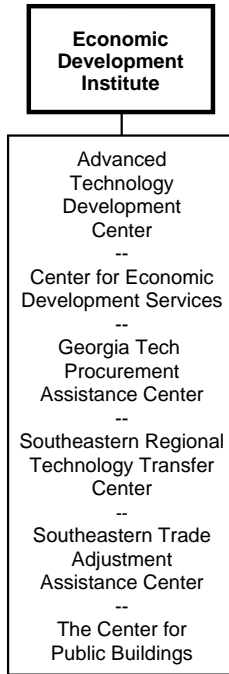




Chart J - Continued



Interdisciplinary Centers of Georgia Tech



ORGANIZATIONAL CHART
 Fig. 1.2 Georgia Tech Organizational Chart - Continued

ADMINISTRATION

Table 1.6 Senior Administrators

Name	Area
	President
G. Wayne Clough	President
Jean-Lou A. Chameau	Provost and Vice President for Academic Affairs
Robert K. Thompson	Senior Vice President, Administration and Finance
April Brown	Executive Assistant to the President
Robert Haley	Special Assistant to the President/Focus Program
Andrew J. Harris	Special Assistant to the President/Director, Government Relations
Robert T. Harty	Executive Director, Institute Communications and Public Affairs
Andrea Ashmore	Special Assistant to the President/Director, Institute Partnerships
	Provost and Vice President for Academic Affairs
Jean-Lou A. Chameau	Provost and Vice President for Academic Affairs
Charles L. Liotta	Vice Provost for Research and Dean of Graduate Studies
Jilda D. Garton	Associate Vice Provost for Research and General Manager, Georgia Tech Research Corporation/ Georgia Tech Applied Research Corporation
G. Duane Hutchison	Director, Office of Sponsored Programs
Maureen Kilroy	Assistant Dean, Graduate Studies
Keith Oden	Director, Graduate Co-op and Fellowship Programs
Patty Bartlett	Director, Federal Relations
Joseph S. DiGregorio	Vice Provost for Distance Learning, Continuing Education, and Outreach
Joseph S. Boland	Director, Center for Distance Learning
Diana L. Turner	Director, Continuing Education
Charles Windish	Director, Language Institute
Robert C. McMath	Vice Provost for Undergraduate Studies and Academic Affairs
Barbara Hall	Associate Vice President, Enrollment Services
Jerry McTier	Director, Student Financial Planning and Services
Marie Mons	Associate Director, Student Financial Planning and Services
Paul Hurst	Director, Marketing and Special Programs
Deborah Smith	Director, Undergraduate Admissions
Ingrid Hayes	Associate Director, Undergraduate Admissions
M. Jo McIver	Registrar
Debbie Williamson	Associate Registrar
Candy Carson	Assistant Registrar
Donna Llewellyn	Director, Center for the Enhancement of Teaching and Learning
Thomas M. Akins	Director, Cooperative Education
J. Joseph Hoey	Director, Office of Assessment
Harvey Charles	Director, Office of International Education
Edward K. Reedy	Vice President and Director, Georgia Tech Research Institute
John Mullin	Associate Vice President/Associate Vice Provost, Information Technology & Chief Information Officer
Ron Hutchins	Associate Vice Provost for Research and Technology & Chief Technology Officer
Wayne Hodges	Associate Vice President, Economic Development and Technology Ventures
Hans Puttgen	President, Georgia Tech Lorraine
Gordon Moore	Director, Office of Minority Educational Development
	Senior Vice President/Administration and Finance
Robert K. Thompson	Senior Vice President, Administration and Finance
Chuck Donbaugh	Associate Vice President, Human Resources
Maryann Fogarty	Director, Payroll
Russ Cappello	Director, Employment and Employee Relations
Cecil Duvall	Director, Human Resource Information Services
Jean Fuller	Director, Faculty/Staff Support and Ombuds Services
Pearl Alexander	Director, Office of Diversity Management
Beth Barton	Director, Human Resources Business Operations
Jim Rolan	Director, Compensation
Rosalind R. Meyers	Associate Vice President, Auxiliary Services
Michael Black	Director, Housing





ADMINISTRATION

Table 1.6 Senior Administrators – Continued

Senior Vice President/Administration and Finance - <i>Continued</i>	
F. Glenn Boyett	Director, Auxiliary Services Information Technology
Barbara Hanschke	Director, Finance
Vern Johnson	Director, Dining Services
James Pete	Director, BuzzCard Center
Bobby Pearson	Director, Bookstore
Cindy Smith	Director, Student Health Center
Rich Steele	Director, Student Center
Andrea Hoffer	Acting Director, Robert Ferst Center for the Arts
Rodney Weis	Director, Parking and Transportation
Joel E. Hercik	Associate Vice President, Financial Services
Henry Spinks	Controller
Bruce Spratt	Director, Accounting Services
Carol Payne	Bursar
Tom Pearson	Director, Procurement Services
Chuck Duffy	Director, Grants and Contracts Accounting
Freddie Everett	Risk Manager
Randy Nordin	Chief Legal Advisor
Chuck Rhode	Associate Vice President, Facilities
Warren Page	Director, Operations and Maintenance
Michael Patterson	Director, Design and Construction
Ed Guida	Director, Environmental Health and Safety
Jack Vickery	Chief of Police
Chuck LaFleur	Director, Facilities Information Technology
Steven G. Swant	Associate Vice President, Budget and Planning
James E. Kirk	Director, Budget Planning and Administration
Sandi Bramblett	Director, Institutional Research and Planning
Leslie M. Saunders	Director, Capital Planning and Space Management
Michael Edwards	Director, Athletics and Recreational Facilities Planning
John Mullin	Associate Vice President/Associate Vice Provost, Information Technology & Chief Information Officer
Ron Hutchins	Associate Vice Provost for Research and Technology & Chief Technology Officer
Vacant	Executive Director, Information Technology/Director, Operations and Engineering
Janet Leininger	Associate Director, Operations and Engineering
Linda Cabot	Director, Customer Support
James O'Connor	Director, Enterprise Information Systems
Lori Sundal	Associate Director, Enterprise Information Systems
Barbara Roper	Director, Resource Management
Jim Consuegra	Interim Director, Educational Technologies
Mike Brandon	Director, Planning and Programs
Herb Baines	Director, Information Security
Hal Irvin	Executive Director, Office of Organizational Development
Robert N. Clark, Jr.	Director, Internal Auditing
Scott Levitan	Executive Director, Real Estate Development
Vice President/Student Affairs	
Lee Wilcox	Vice President
Gail DiSabatino	Dean of Students
Karen Boyd	Senior Associate Dean
Stephanie Ray	Associate Dean/Director of Diversity Issues and Programs
Vacant	Assistant Dean/Director of Services for Students with Disabilities
William Barnes	Assistant Dean/Director of Fraternities and Sororities
Ralph Mobley	Director of Career Services
Ernest Walker	Assistant Director, Operations and Internship Programs
Marge Dussich	Assistant Director, Career Education and Outreach
Cynthia Jordin	Recruiting and Employer Relations Manager
Thomas Parker	Director, Counseling Center



ADMINISTRATION

Table 1.6 Senior Administrators – Continued

Vice President/Student Affairs - <i>continued</i>	
Butch Stanphill	Director of Campus Recreation
Bill Osher	Director of Success Programs
Patricia Kennington	Director of Academic Support
Amy Stalzer	Director of Orientation
Vice President for Development	
Barrett H. Carson	Vice President for Development
Patrick J. McKenna	Assistant Vice President for Development/Central
James Simmons	Director, Corporate Relations
Lynn Boyd	Director, Corporate Liaison
Birgit Burton	Director, Foundation Relations
Ann Dibble	Director, Planned Giving
Louis Rice	Director, Planned Giving
Cathy Inabnit	Director, Regional Development
Vacant	Director, Reunion Programs
Mary Duncan	Director, Administration
Lorrie Buchanan	Director, Development Research
Beth Gallant	Director, Development Stewardship
Mark Sanders	Director, Development Information Systems
Marta Garcia	Assistant Vice President for Development/Unit
Raymond Reynolds	Director of Development, College of Engineering
David Buchanan	Director of Development, College of Architecture
Mary Alice Isele	Director of Development, College of Computing
Blythe Keller	Director of Development, College of Sciences
Ken Kenton	Director of Development, DuPree College of Management
Ski Hilenski	Director of Development, Ivan Allen College
Alisa Smallwood	Director of Development, Robert Ferst Center for the Arts
Georgia Tech Research Corporation/Georgia Tech Applied Research Corporation	
Jilda D. Garton	Associate Vice Provost for Research/General Manager, Georgia Tech Research Corporation and Georgia Tech Applied Research Corporation
Barbara Alexander	Director, Accounting and Reports
George Harker	Director, Technology Licensing
Nicolas Perez	Director, Operations and Services
Athletic Association	
David T. Braine	Director of Athletics
Carole Moore	Director, Academic Services
Lucius Sanford	Director, Student Life
Agnus Berenato	Head Coach, Women's Basketball
Paul Hewitt	Head Coach, Men's Basketball
Chan Gailey	Head Coach, Football
Sterling Brown	Senior Associate Athletic Director, Operations
Michelle Cherwa	Director, Cheerleading
Tom Conner	Director, Equipment
Ed Ellis	Director, Strength and Conditioning
Paul Flaherty	Director, Football Operations
Bucky Johnson	Band Director
Don Lowe	Director, Sports Medicine
Shawn Teske	Director, Facilities
Beverly Williamson	Director, Dining Hall
Seth Baron	Head Coach, Men and Women's Swimming and Diving
Alan Drosky	Head Coach, Women's Track/Men's and Women's Cross Country
Grover Hinsdale	Head Coach, Men's Track and Field
Mary McElroy	Associate Athletic Director/Senior Woman Administrator





ADMINISTRATION

Table 1.6 Senior Administrators – *Continued*

Athletic Association - <i>Continued</i>	
Jennifer Condaras	Director, Compliance
Karen Copeland	Director, Women's Basketball Operations
Kate Madden	Head Coach, Softball
Bryan Shelton	Head Coach, Women's Tennis
Kenny Thorne	Head Coach, Men's Tennis
Peter Zaharis	Director, Men's Basketball Operations
Larry New	Assistant Athletic Director, Homer Rice Center
Joe Gandolpho	Director of Sports Vision
Rob Skinner	Director of Nutrition
Danny Hall	Head Coach, Baseball
Steve Orsini	Senior Associate Athletic Director, Administration and Finance
Mollie S. Mayfield	Assistant Athletic Director, Business
Joelen Akin	Director, Marketing and Promotions
Leigh Baker	Director, Ticket Operations
Wes Durham	Director, Broadcasting
Mike Stamus	Director, Communications
Shelton Collier	Head Coach, Volleyball
Bruce Heppler	Head Coach, Men's Golf
Jack Thompson	Senior Associate Athletic Director, Development
Barbara Dockweiler	Director, Alexander-Tharpe Special Events
Jim Hall	Vice President, Alexander-Tharpe Fund
Leslie Hammond	Director, Premium Seating
Gary Lanier	Director of Georgia Tech Clubs
Georgia Tech Alumni Association	
Joseph P. Irwin	Vice President and Executive Director
Allison Hickman	Assistant Executive Director, Administration
Ginger Amoni	Director, Accounting and Compensation
Jack Henderson	Director, Network and Information Systems
Chris Gaddis	Director, Building Management
Leonard Contardo	Assistant Executive Director, Career Services
Jennifer Gillilan	Director, Career Development
John Dunn	Assistant Executive Director, Communications
Marilyn Somers	Director, Living History
Lisa Nickel	Assistant Executive Director, Campus Relations
George Griffin	Assistant Executive Director, Alumni Relations and Business Development
Martin Ludwig	Director, Alumni Travel
Jeff Colburn	Director, Business Development
Vallee Donovan	Director, Event Management
Rena Moyers	Assistant Executive Director, Marketing Services
Lora Magnuson	Director, Web Management
Jim Shea	Assistant Executive Director, Annual Giving
Georgia Tech Research Institute	
Edward K. Reedy	Vice President and Director
Janice P. Rogers	Director, Administration
George B. Harrison	Director, Research Operations
Charles E. Brown	Director, Business Operations
James W. Cofer	Director, Business Development
David E. Parekh	Director, Aerospace, Transportation and Advanced Systems
Gary W. Caille	Director, Electro-Optics, Environment and Materials Laboratory
William S. Rogers	Director, Electronic Systems Laboratory
Barry D. Bullard	Director, Huntsville (AL) Research Laboratory
Randolph M. Case	Director, Information Technology and Telecommunications Laboratory
Robert N. Trebits	Director, Sensors and Electromagnetics Applications Laboratory
John G. Meadors	Director, Signature Technology Laboratory

ADMINISTRATION

Table 1.6 Senior Administrators – Continued

Economic Development and Technology Ventures	
Wayne Hodges	Associate Vice President, Economic Development and Technology Ventures
Wayne Hodges	Director, Advanced Technology Development Center
Lee Herron	Associate Director, ATDC/CEO, EmTech Biotechnology Development, Inc.
Larry Alford	Director, North Georgia Regional Offices
Larry Alford	Group Director, Business and Industry Services
Sherman Dudley	Director, South Georgia Regional Offices
Rick Duke	Director, Economic Development Institute
Charles Estes	Director, Operations and Finance
Joel R. Duke	Director, Center for Economic Development Services
Zack Osborne	Director, Georgia Tech Procurement Assistance Center
John Myers	Director, Center for Public Buildings
Mike Lott	Director, Traditional Industries Program/ATDC International
Bob Springfield	Director, Manufacturing Systems Centers
David Bridges	Director, Southeastern Regional Technology Transfer Center
Paul Lewis	Director, Southeastern Trade Adjustment Assistance Center
John Toon	Director, Research News and Publication Office
College of Architecture	
Thomas D. Galloway	Dean
Thomas N. Debo	Associate Dean, Academic and Student Affairs
Uma Amirtharajah	Director, Administration
David Buchanan	Director, Development
Carol A. Whitescarver	Director, Continuing Education
Charles Eastman	Director, Doctoral Program
Ellen Dunham-Jones	Director, Architecture Program
Roozbeh Kangari	Director, Building Construction Program
Cheryl K. Contant	Director, City and Regional Planning Program
Lorraine Justice	Director, Industrial Design Program
Bucky Johnson	Interim Director, Arts and Technology Program/Head, Department of Music
Karl Brohammer	Director, Advanced Wood Products Laboratory
Steven P. French	Director, Center for Geographic Information Systems
Cheryl K. Contant	Interim Director, Center for Quality Growth and Regional Development
Joseph A. Koncelik	Director, Center for Assistive Technology and Environmental Access
Roozbeh Kangari	Director, Construction Resource Center
College of Computing	
Peter A. Freeman	Dean
James Foley	Associate Dean
Tom Pilsch	Assistant Dean, Continuing Education
Ellen Zegura	Assistant Dean, Space and Planning
Eric Trevena	Director, Administration
David Leonard	Director, Computing Network Services
Mary Alice Isele	Director, Development
Karsten Schwan	Director, Center for Experimental Research in Computer Systems (CERCS)
Peter A. Freeman	Interim Director, Georgia Tech Information Security Center (GTISC)
Aaron Bobick	Director, Graphics, Visualization and Usability Center (GVU)
Richard Fujimoto	Director, Modeling and Simulation Research and Education Center
College of Engineering	
J. Narl Davidson	Interim Dean
Vacant	Associate Dean
J. Narl Davidson	Associate Dean
Jack R. Lohmann	Associate Dean
Lytia R. Howard	Assistant Dean
Jane G. Weyant	Assistant Dean
R. Dale Atkins	Director, Continuing Education
Raymond Reynolds	Director, Development





ADMINISTRATION

Table 1.6 Senior Administrators – *Continued*

College of Engineering - <i>Continued</i>	
Royal F. (Pete) Dawkins	Director, Financial Administration
J. David Frost	Director, Georgia Tech Regional Engineering Program
Robert G. Haley	Director, Special Projects
Sandra H. Pierotti	Director, Engineering Computing Services
Robert G. Loewy	Chair, School of Aerospace Engineering
Don P. Giddens	Chair, Georgia Tech/Emory Department of Biomedical Engineering
Ronald W. Rousseau	Chair, School of Chemical Engineering
Bruce R. Ellingwood	Chair, School of Civil and Environmental Engineering
Roger P. Webb	Chair, School of Electrical and Computer Engineering
William B. Rouse	Chair, School of Industrial and Systems Engineering
Ashok Saxena	Chair, School of Materials Science and Engineering
Ward O. Winer	Chair, The George W. Woodruff School of Mechanical Engineering
Fred L. Cook	Chair, School of Textile and Fiber Engineering
Ted Russell	Director, Air Resources and Engineering Center
Robert Fulton	Director, Atlanta Electronic Commerce Resource Center
Fred L. Cook	Director, Carpet and Research Program for Engineered Tufts
Daniel P. Schrage	Co-Director, Center for Advanced Systems Analysis (CASA)
James I. Craig	Co-Director, Center for Advanced Systems Analysis (CASA)
J. Carlos Santamarina	Co-Director, Center for Applied Geomaterials Research
Lenoid Germanovich	Co-Director, Center for Applied Geomaterials Research
Richard Serfozo	Director, Center for Applied Probability
Edward W. Kamen	Director, Center for Board Assembly Research
Daniel P. Schrage	Director, Center of Excellence in Rotocraft Technology
Zhong Lin (Z.L.) Wang	Director, Center for Nanoscience and Nanotechnology
Jonathan S. Colton	Co-Director, Center for Polymer Processing
John D. Muzzy	Co-Director, Center for Polymer Processing
Krishna Palem	Director, Center for Research in Embedded Systems and Technology
Ronald W. Schafer	Director, Center for Signal and Image Processing
William T. Rhodes	Director, Centre GTL - CRNS Telecom
W. Steven Johnson	Director, Composites Education and Research Center
Lawrence Kahn	Director, Computer-Aided Structural Engineering Center
Amy S. Teja	Director, Fluid Properties Research Institute
Nikil S. Jayant	Director, Georgia Centers for Advanced Telecommunications Technology (GCATT)
Weston M. Stacey	Director, Fusion Research Center
Nikil S. Jayant	Director, Georgia Tech Broadband Institute
Glenn J. Rix	Director, Georgia Transportation Institute
Aris P. Georgakakos	Director, Georgia Water Resource Institute
Francois Sainfort	Director, Health Systems Research Center
Berdinus A. Bras	Director, Institute for Sustainable Technology and Development (ISTD)
Robert M. Nerem	Director, Parker H. Petit Institute for Bioengineering and Bioscience
Mike Thomas	Director, The Logistics Institute
Steven Danyluk	Director, Manufacturing Research Center
David L. McDowell	Director, Mechanical Properties Research Laboratory
James D. Meindl	Director, Microelectronics Research Center
Z. L. Wang	Director, Microscopy Center
William S. Rees	Director, Molecular Design Institute
Hans B. Puttgen	Director, National Electric Energy Testing, Research, and Applications Center
Haskell Beckham	Director, National Textile Center
Nolan E. Hertel	Director, Neely Nuclear Research Center
Robert Nerem	Director, NSF-ERC Georgia Tech/Emory Center for the Engineering of Living Tissues
Rao R. Tummala	Director, NSF-ERC Packaging Research Center
Mark Hay	Director, NSF-IGERT Initiative
Barry Goodno	Director, NSF Mid-America Earthquake Center
Christopher J. Summers	Director, Phosphor Technology Center of Excellence
Vacant	Director, Polymer Education and Research Center
Steven Danyluk	Director, Rapid Prototyping and Manufacturing Institute
Charles A. Eckert	Director, Specialty Separations Center
Alan L. Porter	Director, Technology Policy and Assessment Center
Ajeet Rohatgi	Director, University Center of Excellence for Photovoltaics Research and Education



ADMINISTRATION

Table 1.6 Senior Administrators – Continued

Ivan Allen College	
Sue V. Rosser	Dean
Richard P. Barke	Associate Dean
Kenneth Knoespel	Associate Dean
James R. Brannen	Director, Administration and Budgets
Ski Hilenski	Director, Development
Mita Choudhury	Director, Publications
Patrick McCarthy	Chair, School of Economics
Willie Pearson, Jr.	Chair, School of History, Technology, and Society
William Long	Chair, The Sam Nunn School of International Affairs
Robert Kolker	Chair, School of Literature, Communication, and Culture
Phillip McKnight	Chair, School of Modern Languages
Susan E. Cozzens	Chair, School of Public Policy
Maj. Richard Parker	Head, Department of ROTC-Army
Capt. Barry Einsidler	Head, Department of ROTC-Navy
Col. James Stevens	Head, Department of ROTC-Air Force
Tom McDonough	Director, Center for Paper Business and Industry Studies
John E. Endicott	Director, Center for International Strategy, Technology, and Policy
Jay Bolter	Co-Director, Center for New Media Education and Research
Janet Murray	Co-Director, Center for New Media Education and Research
William Long	Interim Director, European Union Center
Douglas Flamming	Director, Southern Industrialization Center
Susan Cozzens	Director, Technology Policy and Assessment Center
Alan L. Porter	Co-Director, Technology Policy and Assessment Center
J. David Roessner	Co-Director, Technology Policy and Assessment Center
DuPree College Of Management	
Terry C. Blum	Dean, The DuPree College of Management
Nathan Bennett	Associate Dean
Peter Vantine	Associate Dean, Executive Education
Lee Suddath	Special Assistant to the Dean, External Relations
Dennis Saylor	Director, Administration and Finance
Hope Wilson	Director of Communications
Yvette McDonald	Director of The Undergraduate Program
Dennis Nagao	Director of Executive Master of Science in Management of Technology Program
Ann Scott	Director, Graduate Programs
Mary McRee	Director, Career Services
Alan Flury	Director, DuPree Center for Entrepreneurship and New Venture Development
John R. McIntyre	Director, Center for International Business Education and Research
Soumen Ghosh	Director, Center for Management of Technology
Nick Voigt	Director, IXL Center for Electronic Commerce
College Of Sciences	
Gary B. Schuster	Dean
Anderson D. Smith	Associate Dean
E. Kent Barefield	Associate Dean
Jan Brown	Director, Administration
Pat Ledon	Director, Finance
Jerry O'Brien	Director, Facilities
Blythe Keller	Director, Development
Roger M. Wartell	Chair, School of Biology
Laren M. Tolbert	Chair, School of Chemistry and Biochemistry
William Chameides	Acting Chair, School of Earth and Atmospheric Sciences
Richard Duke	Acting Chair, School of Mathematics
Ronald Fox	Chair, School of Physics
Randall W. Engle	Chair, School of Psychology





ADMINISTRATION

Table 1.6 Senior Administrators – *Continued*

College Of Sciences (<i>continued</i>)	
Robert J. Gregor	Head, Department of Health and Performance Sciences
Paul A. Ohme	Director, Center for Education Integrating Science, Mathematics, and Computing (CEISMC)
Uzi Landman	Director, Center for Computational Materials Science
Konstantin Mischaikow	Director, Center for Dynamical Systems and Nonlinear Studies (CDSNS)
William S. Rees, Jr.	Director, Molecular Design Institute
Libraries	
Richard W. Meyer	Dean and Director
Crit Stuart	Assistant Director, Access Services
Barbara Walker	Assistant Director, Information Services
Office of Research and Graduate Studies: Interdisciplinary Centers	
Charles L. Liotta	Vice Provost for Research and Dean of Graduate Studies
James Camp	Director, Office of Academic and Research Support
Bert Bras	Director, Institute for Sustainable Technology and Development
Ted Russell	Director, Air Resources and Engineering Center
Bernd Kahn	Director, Environmental Resources Center
Glenn Rix	Director, Georgia Transportation Institute
Aris Georgakakos	Director, Georgia Water Resource Institute
Charles A. Eckert	Director, Specialty Separations Center
Robert Nerem	Director, Parker H. Petit Institute for Bioengineering and Bioscience
Ajit Yoganathan	Director, Bioengineering Research Center
Ajit Yoganathan	Director, Emory/Georgia Tech Biomedical Technology Research Center
Loren Williams	Director, GIT/MCG Biomedical Research and Education Program
Sheldon May	Director, Bioscience Center
Nikil Jayant	Director, Georgia Centers for Advanced Telecommunications Technology
Robert Gregor	Director, Center for Human Movement Studies
William T. Rhodes	Director, Center for Optical Science and Engineering
Mark Clements	Executive Director, Interactive Media Technology Center and Biomedical Interactive Technology Center
Edward Price	Co-Director, Interactive Media Technology Center
John Peifer	Research Director, Biomedical Interactive Technology Center
Steven Danyluk	Director, Manufacturing Research Center
James Meindl	Director, Microelectronics Research Center
Vacant	Director, Polymer Education and Research Center
Zhong Lin (Z.L.) Wang	Director, Center for Nanoscience and Nanotechnology



ADMISSIONS

Table 2.1 Freshman Admissions

	Number Applied	Number Accepted	% of Applied Accepted	Number Enrolled	% of Applied Enrolled	% of Accepted Enrolled
Year and College, Fall Terms 1997-2001						
1997						
Architecture	512	241	47%	108	20%	45%
Computing	682	396	58%	195	29%	49%
Engineering	4,673	2,957	63%	1,122	24%	38%
Ivan Allen	715	404	57%	176	25%	44%
Sciences	1,055	676	64%	220	21%	33%
Special Non-Degree	39	28	72%	27	69%	96%
Total	7,676	4,702	61%	1,848	24%	39%
1998						
Architecture	392	267	68%	124	32%	46%
Computing	819	606	74%	299	37%	49%
Engineering	4,150	3,142	76%	1,357	33%	43%
Ivan Allen	375	261	70%	108	29%	41%
Management	187	124	66%	72	39%	58%
Sciences	915	733	80%	231	25%	32%
Special Non-Degree	17	15	88%	15	88%	100%
Total	6,855	5,148	75%	2,206	32%	43%
1999						
Architecture	432	240	56%	109	25%	45%
Computing	1,021	647	63%	343	34%	53%
Engineering	4,476	3,172	71%	1,394	31%	44%
Ivan Allen	345	229	66%	91	26%	40%
Management	288	178	62%	103	36%	58%
Sciences	1,021	730	71%	267	26%	37%
Special Non-Degree	19	14	74%	11	58%	79%
Total	7,602	5,210	69%	2,318	30%	44%
2000						
Architecture	519	258	50%	117	23%	45%
Computing	1,337	697	52%	378	28%	54%
Engineering	5,059	2,992	59%	1,271	25%	42%
Ivan Allen	442	243	55%	102	23%	42%
Management	350	164	47%	91	26%	55%
Sciences	1,141	718	63%	235	21%	33%
Special Non-Degree	20	10	50%	10	50%	100%
Total	8,868	5,082	57%	2,204	25%	43%
2001						
Architecture	518	212	41%	94	18%	44%
Computing	1,549	711	46%	346	22%	49%
Engineering	5,277	3,016	57%	1,256	24%	42%
Ivan Allen	505	289	57%	137	27%	47%
Management	421	203	48%	119	28%	59%
Sciences	1,188	695	59%	252	21%	36%
Special Non-Degree	24	18	75%	16	67%	89%
Total	9,482	5,144	54%	2,220	23%	43%
Ethnic Origin, Fall Semester 2001						
Asian	2,111	962	46%	402	19%	42%
Black	1,274	315	25%	113	9%	36%
Hispanic	411	183	45%	48	12%	26%
Native American	22	9	41%	1	5%	11%
White	5,589	3,649	65%	1,644	29%	45%
Multiracial	47	24	51%	12	26%	50%
Declined Submission	28	2	7%			
Gender, Fall Semester 2001						
Male	6,879	3,659	53%	1,587	23%	43%
Female	2,597	1,485	57%	633	24%	43%
Declined Submission	6	3				

Source: Office of Undergraduate Admissions

ADMISSIONS

Table 2.2 Transfer Admissions

	Number Applied	Number Accepted	% of Applied Accepted	Number Enrolled	% of Applied Enrolled	% of Accepted Enrolled
Year and College, Fall Terms 1997-2001						
1997						
Architecture	92	23	25%	20	22%	87%
Computing	83	30	36%	23	27%	77%
Engineering	483	239	49%	205	42%	86%
Ivan Allen	103	37	36%	32	31%	86%
Sciences	72	27	38%	19	26%	70%
Special Non-Degree	33	27	82%	24	73%	89%
Total	866	383	44%	323	37%	84%
1998						
Architecture	63	26	41%	22	35%	85%
Computing	111	43	39%	37	33%	86%
Engineering	568	341	60%	291	51%	85%
Ivan Allen	32	8	25%	6	19%	75%
Management	51	15	29%	12	24%	80%
Sciences	88	45	51%	32	36%	71%
Special Non-Degree	38	30	79%	21	55%	70%
Total	951	508	54%	421	44%	82%
1999						
Architecture	79	15	19%	9	11%	60%
Computing	148	53	36%	43	29%	81%
Engineering	732	389	53%	316	43%	81%
Ivan Allen	46	11	24%	8	17%	73%
Management	69	34	49%	31	45%	91%
Sciences	103	45	44%	34	33%	76%
Special Non-Degree	28	18	64%	14	50%	78%
Total	1,205	565	47%	455	38%	81%
2000						
Architecture	71	17	24%	15	21%	88%
Computing	158	59	37%	48	30%	81%
Engineering	695	337	48%	298	43%	88%
Ivan Allen	45	11	24%	11	24%	100%
Management	106	33	31%	30	28%	91%
Sciences	113	41	36%	31	27%	76%
Special Non-Degree	32	27	84%	21	66%	78%
Total	1,220	525	43%	454	37%	86%
2001						
Architecture	77	14	18%	13	17%	93%
Computing	266	84	32%	67	25%	80%
Engineering	706	325	46%	256	36%	79%
Ivan Allen	68	15	22%	12	18%	80%
Management	103	24	23%	22	21%	92%
Sciences	115	50	43%	40	35%	80%
Special Non-Degree	35	30	86%	26	74%	87%
Total	1,370	542	40%	436	32%	80%
Ethnic Origin, Fall Semester 2001						
Asian	327	108	33%	75	23%	69%
Black	243	80	33%	68	28%	85%
Hispanic	65	25	38%	21	32%	84%
Native American	3	1	33%	1	33%	100%
White	704	321	46%	270	38%	84%
Multiracial	1	1	100%	1	100%	100%
Declined Submission	27	6	22%			
Gender, Fall Semester 2001						
Male	983	394	40%	322	33%	82%
Female	387	148	38%	114	29%	77%



ADMISSIONS

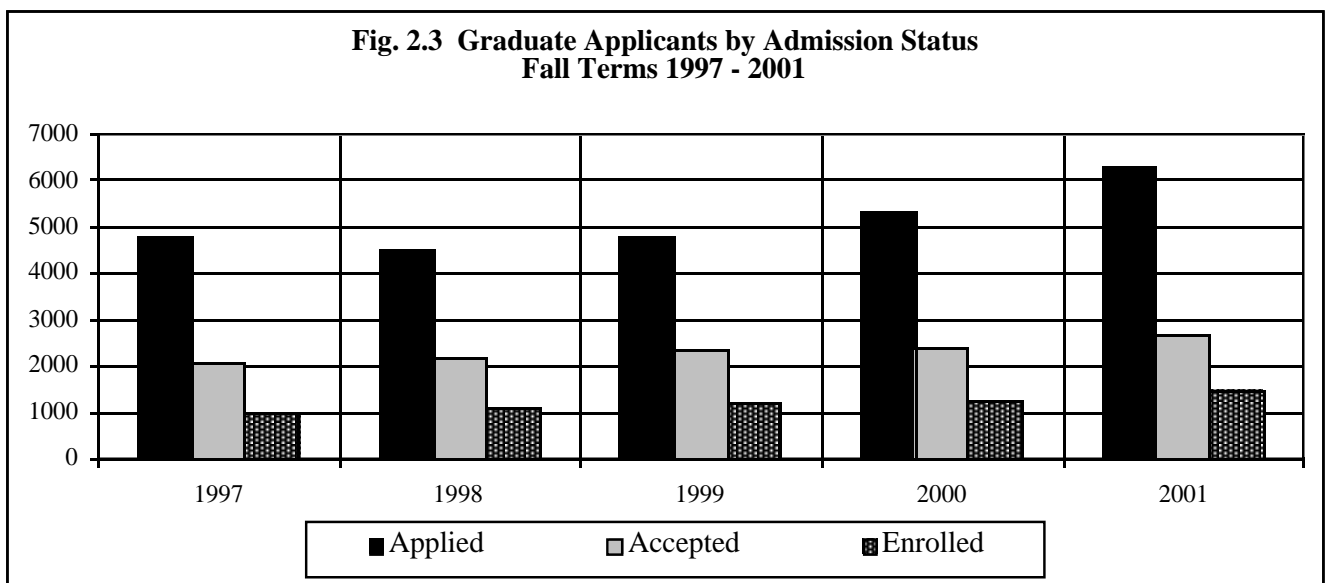
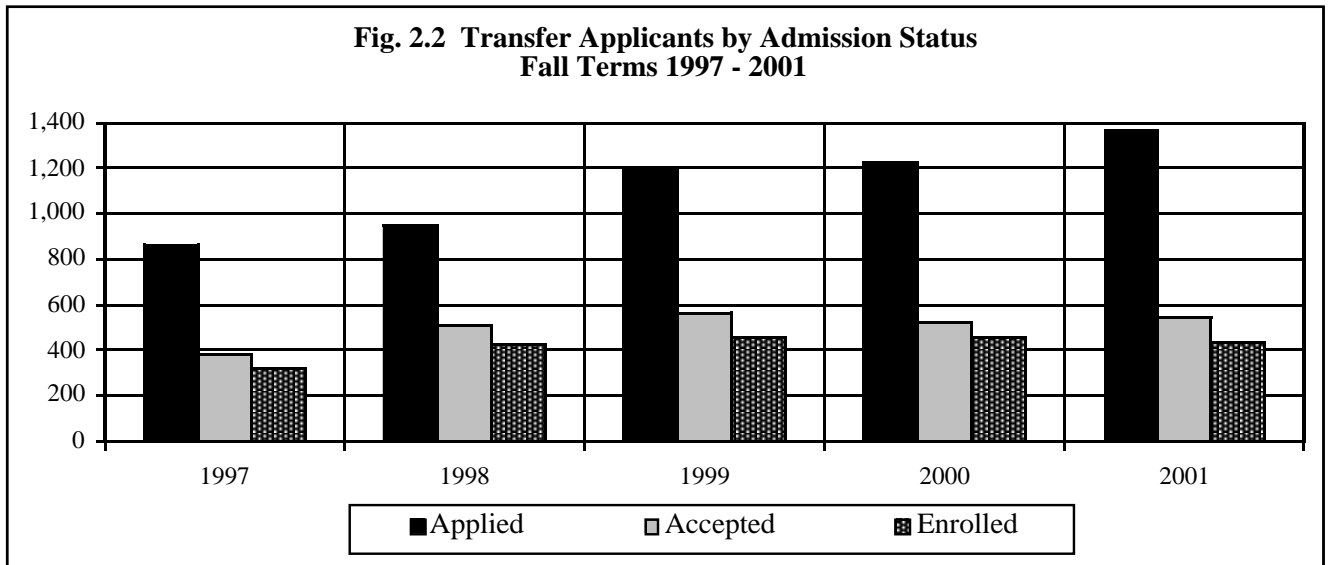
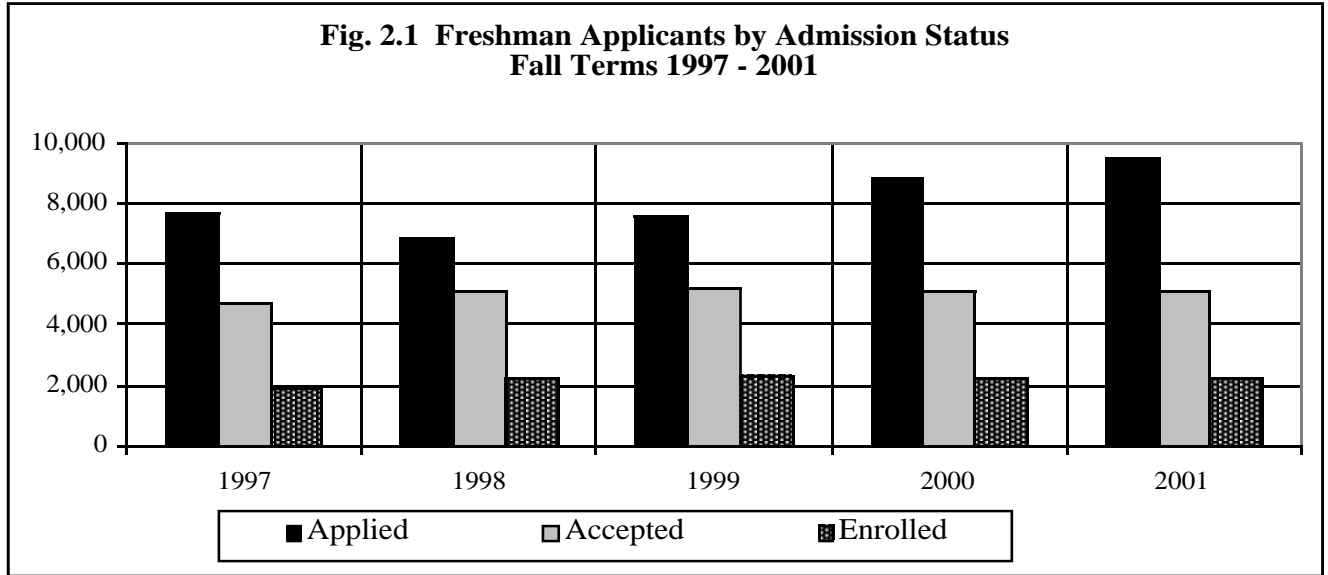
Table 2.3 Graduate Admissions

	Number Applied	Number Accepted	% of Applied Accepted	Number Enrolled	% of Applied Enrolled	% of Accepted Enrolled
Year and College, Fall Terms 1997-2001						
1997						
Architecture	303	172	57%	81	27%	47%
Computing	330	140	42%	65	20%	46%
Engineering	2,916	1,251	43%	565	19%	45%
Ivan Allen	721	318	44%	123	17%	39%
Sciences	509	178	35%	102	20%	57%
Total	4,779	2,059	43%	936	20%	45%
1998						
Architecture	322	198	61%	95	30%	48%
Computing	357	111	31%	64	18%	58%
Engineering	2,840	1,338	47%	630	22%	47%
Ivan Allen	223	122	55%	61	27%	50%
Management	440	227	52%	107	24%	47%
Sciences	349	165	47%	114	33%	69%
Total	4,531	2,161	48%	1,071	24%	50%
1999						
Architecture	329	200	61%	99	30%	50%
Computing	443	201	45%	95	21%	47%
Engineering	2,998	1,429	48%	710	24%	50%
Ivan Allen	239	124	52%	61	26%	49%
Management	433	198	46%	107	25%	54%
Sciences	360	167	46%	118	33%	71%
Total	4,802	2,319	48%	1,190	25%	51%
2000						
Architecture	357	191	54%	109	31%	57%
Computing	506	199	39%	84	17%	42%
Engineering	3,171	1,510	48%	752	24%	50%
Ivan Allen	308	154	50%	84	27%	55%
Management	509	171	34%	89	17%	52%
Sciences	455	178	39%	125	27%	70%
Total	5,306	2,403	45%	1,243	23%	52%
2001						
Architecture	390	206	53%	90	23%	44%
Computing	606	234	39%	108	18%	46%
Engineering	3,987	1,645	41%	927	23%	56%
Ivan Allen	278	104	37%	67	24%	64%
Management	589	219	37%	106	18%	48%
Sciences	430	238	55%	161	37%	68%
Total	6,280	2,646	42%	1,459	23%	55%
Ethnic Origin, Fall Semester 2001						
Asian	3,749	1,062	28%	514	14%	48%
Black	355	135	38%	87	25%	64%
Hispanic	241	127	53%	68	28%	54%
Native American	5	4	80%	3	60%	75%
White	1,900	1,299	68%	779	41%	60%
Multiracial	30	19	63%	8	27%	42%
Gender, Fall Semester 2001						
Male	4,756	1,984	42%	1,103	23%	56%
Female	1,524	662	43%	356	23%	54%

Source: Graduate Academic and Enrollment Services



ADMISSIONS





ADMISSIONS

Table 2.4 Sources of Ten or More Entering Freshmen, Fall Semester 2001

High School	Location	Number of Students
Chattahoochee	Alpharetta, GA	50
Brookwood	Snellville, GA	43
George Walton Comprehensive	Marietta, GA	39
Lassiter	Marietta, GA	38
Parkview	Lilburn, GA	36
Harrison	Kennesaw, GA	33
Alan C. Pope	Marietta, GA	32
Collins Hill	Suwanee, GA	29
Roswell	Roswell, GA	27
Fayette County	Fayetteville, GA	24
Duluth	Duluth, GA	21
Chamblee	Chamblee, GA	20
North Cobb	Kennesaw, GA	18
Milton	Alpharetta, GA	17
Starr's Mill	Fayetteville, GA	17
Sandy Creek	Tyrone, GA	16
Evans	Evans, GA	14
Norcross	Norcross, GA	14
Lakeside	Evans, GA	13
McIntosh	Peachtree City, GA	13
North Gwinnett	Suwanee, GA	13
North Springs	Atlanta, GA	13
Wheeler	Marietta, GA	13
Centennial	Roswell, GA	12
Herschel Jenkins	Savannah, GA	12
Jonesboro	Jonesboro, GA	12
The Marist School	Atlanta, GA	12
Meadowcreek	Norcross, GA	12
Columbus	Columbus, GA	11
Saint Pius X	Atlanta, GA	11
Shiloh	Lithonia, GA	11
South Gwinnett	Snellville, GA	11
Dunwoody	Dunwoody, GA	10
Lakeside	Atlanta, GA	10
Sprayberry Senior	Marietta, GA	10
Woodward Academy	College Park, GA	10

SCHOLASTIC ASSESSMENT TEST (SAT) SCORES

Table 2.5 Averages for Entering Freshmen, Fall Terms 1992-2001*

Fall Term	Verbal		Math		Composite
	Male	Female	Male	Female	
Georgia Tech Cumulative Enrollment Average SAT					
1992	558	549	674	633	1,226
1993	559	552	679	638	1,232
1994	562	563	681	646	1,233
1995	560	563	679	646	1,232
1996	623	627	683	653	1,298
1997	631	633	681	652	1,305
1998	626	625	678	646	1,296
1999	630	628	684	650	1,304
2000	642	642	697	664	1,330
2001	642	643	697	669	1,331

Table 2.6 Averages for Entering Freshmen, Academic Years 1991-1992 to 2000-2001*

Year	Verbal		Math		Composite
	Male	Female	Male	Female	
Georgia Tech Cumulative Enrollment Average SAT					
1991-1992	541	529	660	617	1,187
1992-1993	558	548	673	634	1,218
1993-1994	554	548	675	633	1,218
1994-1995	553	555	671	637	1,215
1995-1996	619	624	659	637	1,281
1996-1997	613	618	660	636	1,268
1997-1998	624	628	673	647	1,291
1998-1999	620	615	672	638	1,281
1999-2000	627	624	679	647	1,296
2000-2001	639	640	695	665	1,326

Year	Verbal		Math		Composite
	Male	Female	Male	Female	
National Average SAT					
1991-1992	428	419	499	456	899
1992-1993	428	420	502	457	904
1993-1994	425	421	501	460	902
1994-1995	429	426	503	463	910
1995-1996	507	503	527	492	1,014
1996-1997	507	503	530	494	1,016
1997-1998	509	502	531	496	1,017
1998-1999	509	502	531	495	1,016
1999-2000	507	504	533	498	1,019
2000-2001	509	502	533	498	1,020

* Effective 1996, reported SAT scores are recentered.



FINANCIAL AID

Table 2.7 Student Financial Aid Awards, Fiscal Year 2000-2001

Award	Number of Awards	Amount of Awards
<u>Georgia Tech Awarded Aid</u>		
Pell Grants	1,340	\$2,806,459
Supplemental Educational Opportunity Grants	290	445,263
Federal Work-Study Program	323	444,100
Perkins Loans	416	1,174,296
Stafford Loans - subsidized	2,878	11,340,177
Stafford Loans - unsubsidized	2,457	9,993,621
Parent Loans Undergraduate Students (PLUS)	951	8,579,725
Subtotal Federal Funds	8,655	\$34,783,641
Hope Scholarships	4,325	\$14,832,222
Subtotal State Funds	4,325	\$14,832,222
Georgia Tech National Merit	298	\$331,982
Georgia Tech National Achievement	21	25,667
Subtotal National Merit/Achievement	319	\$357,649
Institutional Scholarships	2,363	\$5,662,814
Georgia Tech Long Term Loans	107	154,792
Short Term Loans	280	576,377
Subtotal Institutional Scholarships/Loans	2,750	\$6,393,983
Total Georgia Tech Awarded Aid	16,049	\$56,367,495
<u>Outside Awards</u>		
Miscellaneous Scholarships/Grants	1,973	\$2,613,730
Georgia Governor's Scholarships	712	1,054,422
ROTC Scholarships	249	1,048,303
Robert C. Byrd Scholarships	198	273,750
Miscellaneous Loans	335	2,408,128
Total Outside Aid	3,467	\$7,398,333
Total Awards	19,516	\$63,765,828

FINANCIAL AID

President's Scholarship Program

The President's Scholarship Program is Georgia Tech's premier merit-based scholarship. Since its inception in 1981, the program has maintained as its objective, the selection and enrollment of students who have demonstrated excellence in academic and leadership performance and have strong potential to become leaders on campus and in the community. The scholarship offers three levels of awards. For the 2002 competition (for students who will enter Georgia Tech as freshmen in summer or fall of 2002), the four-year award amounts are: Georgia resident: full cost of attendance; \$24,000 and \$12,000; non-Georgia resident: full cost of attendance; \$48,000 and \$32,000.

To apply for the President's Scholarship, a student must submit the Georgia Tech application for admission by October 31 of the senior year. The most qualified applicants in terms of high school grades, standardized test scores, writing ability, and demonstrated leadership and involvement in activities will be selected as scholarship semifinalists. Each semifinalist will be sent a supplemental application in December and will be interviewed by a Regional Committee in January. Approximately 130 of the top-ranked candidates in the competition will be invited as finalists to attend the President's Scholarship Weekend on campus in the spring.

Table 2.8 President's Scholarship Program Summary, 1992-1993 through 2001-2002

Entering Year	Mean HSA*	Mean SAT**	Georgia		Out-of-State		Total
			Male	Female	Male	Female	
1992-93	3.9	1,435	19	9	13	7	48
1993-94	3.9	1,440	27	4	13	4	48
1994-95	3.9	1,437	21	12	19	8	60
1995-96	3.9	1,431	33	10	15	10	68
1996-97	3.9	1,413	38	18	11	6	73
1997-98	3.9	1,484	24	11	21	9	65
1998-99	4.0	1,419	18	29	26	13	86
1999-00	3.9	1,412	16	19	26	20	81
2000-01	4.0	1,456	13	18	25	20	76
2001-02	3.9	1,422	15	15	29	15	74

ACT: American College Testing

* HSA: High School Average

**SAT: Scholastic Assessment Test

HOPE Scholarship Program

HOPE -- **Helping Outstanding Pupils Educationally** -- is Georgia's unique program, created by Governor Zell Miller, that rewards students' hard work with financial assistance in degree, diploma, or certificate programs at any eligible Georgia public or private college, university, or public technical institute. Additionally, other HOPE assistance is available for students who received a GED after July 1, 1993. HOPE is funded by Georgia's Lottery for Education.

Table 2.9 Georgia Tech's HOPE Scholarship Program Summary, 1994-1995 through 2001-2002

Year	Number	Amount
1994-1995	2,078	\$4,181,037
1995-1996	3,151	\$7,097,070
1996-1997	3,490	\$8,369,368
1997-1998	3,835	\$9,551,109
1998-1999	4,242	\$11,160,897
1999-2000	3,945	\$12,874,658
2000-2001	4,329	\$14,483,222
2001-2002*	4,124	\$14,778,968

*This figure reflects current awards, not expenditures



FINANCIAL AID

Table 2.10 National Merit and Achievement Scholars

Rank	All Institutions		Public Institutions				
	Institution	# of Scholars	Rank	Institution	Freshman Enrollment	# of Scholars	% of Class
National Merit Scholars, 2000-2001 Academic Year							
1.	Harvard University	360	1.	University of California - Berkeley	3,842	231	6.01%
2.	Stanford University	265	2.	Georgia Institute of Technology	2,209	103	4.66%
3.	University of Texas - Austin*	233	3.	UNC-Chapel Hill	3,687	145	3.93%
4.	University of California - Berkeley*	231	4.	University of Texas - Austin	7,560	233	3.08%
5.	University of Chicago	173	5.	University of Oklahoma	3,671	109	2.97%
6.	Texas A & M University*	171	6.	Texas A & M University	6,368	171	2.69%
7.	Yale University	167	7.	University of Kansas	4,031	105	2.60%
8.	Massachusetts Institute of Technology	165	8.	University of Florida	6,257	158	2.53%
9.	Rice University	159	9.	Iowa State University	4,625	110	2.38%
10.	University of Florida*	158	10.	Arizona State University	5,983	115	1.92%
11.	Princeton University	156	11.	Ohio State University	5,964	109	1.83%
12.	New York University	151					
13.	UNC-Chapel Hill*	145					
14.	University of Southern California	139					
15.	Washington University	138					
16.	Northwestern University	129					
17.	Arizona State University*	115					
18.	Brigham Young University	112					
19.	Iowa State University*	110					
20.	Ohio State University*	109					
	University of Oklahoma*	109					
22.	Vanderbilt University	107					
23.	University of Kansas*	105					
24.	Georgia Institute of Technology*	103					
National Achievement Scholars, 2000-2001 Academic Year							
1.	Harvard University	55	1.	Florida A & M University	2,294	52	2.32%
2.	Florida A & M University*	52	2.	Georgia Institute of Technology	2,209	21	0.95%
3.	Stanford University	50	3.	University of Alabama	2,404	16	0.67%
4.	University of Florida*	39	4.	University of Florida	6,257	39	0.62%
5.	Yale University	33	5.	Florida State University	5,722	30	0.52%
6.	Florida State University*	30	6.	UNC-Chapel Hill	3,687	15	0.41%
7.	Duke University	29	7.	Iowa State University	4,625	15	0.32%
8.	Howard University	28					
9.	Washington University	27					
10.	Georgia Institute of Technology*	21					
11.	Massachusetts Institute of Technology	20					
12.	Princeton University	18					
	University of Pennsylvania	18					
14.	Spelman College	17					
15.	New York University	16					
	University of Southern California	16					
	University of Alabama*	16					
	Emory University	16					
19.	Iowa State University*	15					
	UNC-Chapel Hill*	15					

*Public Institution

FINANCIAL AID

Graduate Financial Assistance

Regents' Opportunity Scholarships

Georgia Tech has participated in the Regents' Opportunity Scholarship Program since 1978. Since then, 140 African-Americans, 6 Hispanics, 1 Native American, and 91 non-minority persons have been supported on Regents' Opportunity Scholarships. Twenty-four of these students have completed the Ph.D. degree, and 130 have received Master's degrees. Fourteen Regents' Scholars were enrolled in 2000-2001.

President's Fellowship Program

President's Fellowships were established in 1973 to enhance the scope and quality of Georgia Tech's Ph.D. programs. Through support of the Georgia Tech Foundation, President's Fellowships are offered annually to a select number of highly qualified U.S nationals who intend to pursue doctoral degrees. President's Fellowships provide \$5,500 stipends, which supplement other support offered by the academic units. Since the inception of the President's Fellowship Program in Fall Quarter 1973, 1,285 awards have been made, including 110 new awards for Fall 2000.

Domenica Rea D'Onofrio Graduate Fellowships

Approximately \$13,000 per year may be awarded in this fellowship program to native born citizens of Italy. Three Italian students were supported on this fellowship in 2000-2001.

Tuition Waivers

Outstanding students who are not residents of Georgia may receive out-of-state tuition waivers. Approximately 150 of these are awarded annually.

Table 2.11 President's Fellowship Survey, as of Fiscal Year 2001

Fiscal Year	Number of New Fellows	Number Enrolled as of Fall 2001	Number Awarded Terminal M.S.	Number Awarded Ph.D.	Number Awarded Ph.D./M.S.
1990-91	90	0	35	47	26
1991-92	81	0	30	44	27
1992-93	74	0	21	44	31
1993-94	73	0	30	26	19
1994-95	72	5	30	28	11
1995-96	70	11	19	29	8
1996-97	82	22	30	21	8
1997-98	65	46	10	8	8
1998-99	70	41	12	3	2
1999-00	100	78	16	0	2
2000-01	110	107	0	0	0





ENROLLMENT

Table 2.12 Class Enrollment by Gender and Ethnicity, Fall Semester 2001

Class	Asian		Black		Hispanic		Native American		White		Multiracial	
	M	F	M	F	M	F	M	F	M	F	M	F
<u>Undergraduate</u>												
JEPHS**	1	1	0	0	0	0	0	0	13	1	0	0
Freshman	349	129	114	55	50	17	2	3	1,508	578	11	6
Sophomore	318	128	108	73	52	15	4	2	1,296	494	18	5
Junior	293	114	131	105	64	19	0	1	1,336	466	31	12
Senior	344	150	183	136	72	29	3	1	1,444	569	33	18
Special Undergraduate	6	5	23	9	4	3	0	0	60	23	1	4
Total Undergraduate	1,311	527	559	378	242	83	9	7	5,657	2,131	94	45
<u>Graduate</u>												
Master's	403	157	97	67	85	28	4	3	1,052	306	8	8
Ph.D.	762	189	86	48	68	21	2	1	742	268	12	5
Special Graduate	16	3	5	1	6	0	0	0	64	16	0	0
Total Graduate	1,181	349	188	116	159	49	6	4	1,858	590	20	13
<u>Institute</u>												
Total	2,492	876	747	494	401	132	15	11	7,515	2,721	114	58

** JEPHS=Joint Enrollment Program for High School Students

Table 2.13 Class Enrollment by Gender and Year, Fall Terms 1999-2001

Class	M	F	Total	M	F	Total	M	F	Total
	1999			2000			2001		
<u>Undergraduate</u>									
JEPHS**	10	3	13	8	4	12	14	2	16
Freshman	2,122	843	2,965	2,127	853	2,980	2,034	788	2,822
Sophomore	1,645	687	2,332	1,857	710	2,567	1,796	717	2,513
Junior	1,531	659	2,190	1,641	674	2,315	1,855	717	2,572
Senior	1,907	763	2,670	1,960	786	2,746	2,079	903	2,982
Special Undergraduate	52	35	87	75	50	125	94	44	138
Total Undergraduate	7,267	2,990	10,257	7,668	3,077	10,745	7,872	3,171	11,043
<u>Graduate</u>									
Master's	1,399	475	1,874	1,423	531	1,954	1,649	569	2,218
Ph.D.	1,419	465	1,884	1,529	489	2,018	1,672	532	2,204
Special Graduate	47	13	60	69	18	87	91	20	111
Total Graduate	2,865	953	3,818	3,021	1,038	4,059	3,412	1,121	4,533
<u>Institute</u>									
Total	10,132	3,943	14,075	10,689	4,115	14,804	11,284	4,292	15,576

** JEPHS=Joint Enrollment Program for High School Students

ENROLLMENT

Table 2.14 Students Enrolled by Country of Residence, Fall Semester 2001

Country	Undergraduate	Graduate	Total	Country	Undergraduate	Graduate	Total
Albania	1	1	2	Kazakhstan	0	2	2
Algeria	0	1	1	Kenya	5	3	8
Anguilla	1	0	1	Kiribati	1	0	1
Antigua and Barbuda	1	1	2	Korea (North)	1	0	1
Argentina	2	7	9	Korea (South)	38	310	348
Armenia	0	3	3	Kuwait	1	0	1
Australia	1	2	3	Kyrgyzstan	0	2	2
Austria	0	8	8	Laos	1	0	1
Azerbaijan	0	1	1	Lebanon	1	8	9
Bahamas (The)	4	1	5	Liberia	0	1	1
Bahrain	3	0	3	Lithuania	0	1	1
Bangladesh	13	13	26	Macedonia	0	1	1
Belgium	3	3	6	Malaysia	7	9	16
Belize	0	2	2	Mauritius	0	3	3
Benin	0	3	3	Mexico	2	25	27
Bermuda	0	1	1	Morocco	1	2	3
Bolivia	3	3	6	Nepal	0	3	3
Botswana	1	0	1	Netherlands	1	3	4
Brazil	7	16	23	New Zealand	0	2	2
British Virgin Islands	2	0	2	Nicaragua	2	0	2
Bulgaria	0	6	6	Nigeria	15	9	24
Burma (Myanmar)	3	0	3	Norway	0	2	2
Burundi	0	1	1	Pakistan	28	17	45
Cameroon	0	1	1	Panama	8	3	11
Canada	6	14	20	Paraguay	1	0	1
Chile	0	3	3	Peru	1	6	7
China	14	379	393	Philippines	0	3	3
Colombia	7	24	31	Poland	1	2	3
Costa Rica	4	1	5	Romania	1	9	10
Cote D'Ivoire	2	0	2	Russia	2	16	18
Cyprus	2	2	4	Saint Lucia	1	0	1
Denmark	0	1	1	Saudi Arabia	2	10	12
Dominica	0	1	1	Senegal	1	1	2
Dominican Republic	0	2	2	Seychelles	1	0	1
Ecuador	3	4	7	Singapore	14	7	21
Egypt	0	11	11	Slovenia	0	3	3
El Salvador	1	2	3	Somalia	1	0	1
Eritrea	0	2	2	South Africa	3	3	6
Estonia	0	1	1	Spain	5	7	12
Ethiopia	1	0	1	Sri Lanka	1	1	2
Finland	1	1	2	Suriname	1	0	1
France	3	161	164	Sweden	5	1	6
Gambia (The)	0	1	1	Switzerland	2	4	6
Georgia	0	1	1	Syria	1	0	1
Germany	5	33	38	Taiwan	8	58	66
Germany, Federal Rep of	4	6	10	Tajikistan	0	1	1
Ghana	6	2	8	Tanzania	1	1	2
Greece	5	14	19	Thailand	4	68	72
Grenada	1	0	1	Togo	2	0	2
Guatemala	2	5	7	Trinidad and Tobago	9	11	20
Guinea	1	0	1	Tunisia	1	4	5
Haiti	0	2	2	Turkey	4	88	92
Honduras	1	3	4	Turkmenistan	0	1	1
Hong Kong	10	5	15	Uganda	0	1	1
Hungary	0	2	2	Ukraine	2	4	6
Iceland	0	5	5	USSR	0	1	1
India	149	350	499	United Arab Emirates	7	0	7
Indonesia	15	14	29	United Kingdom/Gr Britain	5	12	17
Iran	5	22	27	Uruguay	0	1	1
Ireland	0	1	1	Venezuela	6	14	20
Israel	3	5	8	Vietnam	4	0	4
Italy	3	9	12	Yugoslavia	0	8	8
Jamaica	6	6	12	Zimbabwe	1	0	1
Japan	5	23	28				
Jordan	0	5	5				
				Total	520	1,949	2,469





ENROLLMENT

Table 2.15 Students Enrolled by State of Residence, Fall Semester 2001

State	Undergraduate			Graduate			Institute
	Male	Female	Total	Male	Female	Total	Total
Alaska	3	1	4	2	1	3	7
Alabama	142	53	195	54	14	68	263
Arizona	8	2	10	7	5	12	22
Arkansas	15	8	23	13	2	15	38
California	47	26	73	61	19	80	153
Colorado	18	10	28	12	8	20	48
Connecticut	40	8	48	14	2	16	64
Delaware	6	2	8	3	2	5	13
District of Columbia	2	2	4	5	2	7	11
Florida	512	140	652	159	40	199	851
Georgia	4,903	2,287	7,190	700	328	1,028	8,218
Hawaii	5	2	7	0	0	0	7
Idaho	3	1	4	4	0	4	8
Illinois	42	13	55	26	13	39	94
Indiana	7	5	12	23	4	27	39
Iowa	2	2	4	4	0	4	8
Kansas	10	4	14	6	2	8	22
Kentucky	47	19	66	12	3	15	81
Louisiana	70	15	85	22	10	32	117
Maine	3	1	4	4	1	5	9
Maryland	90	27	117	34	18	52	169
Massachusetts	60	9	69	21	13	34	103
Michigan	26	14	40	30	18	48	88
Minnesota	10	2	12	8	3	11	23
Mississippi	33	8	41	17	5	22	63
Missouri	22	7	29	11	7	18	47
Montana	3	0	3	1	0	1	4
Nebraska	6	2	8	4	0	4	12
Nevada	4	3	7	1	0	1	8
New Hampshire	16	7	23	3	1	4	27
New Jersey	95	27	122	33	14	47	169
New Mexico	3	0	3	9	5	14	17
New York	125	30	155	67	22	89	244
North Carolina	146	31	177	50	23	73	250
North Dakota	1	0	1	1	0	1	2
Ohio	57	17	74	42	16	58	132
Oklahoma	4	4	8	3	4	7	15
Oregon	8	3	11	11	3	14	25
Pennsylvania	91	24	115	44	14	58	173
Rhode Island	17	2	19	5	0	5	24
South Carolina	126	43	169	58	11	69	238
South Dakota	3	0	3	1	1	2	5
Tennessee	164	30	194	61	25	86	280
Texas	165	58	223	98	22	120	343
Utah	5	0	5	6	0	6	11
Vermont	2	2	4	2	0	2	6
Virginia	139	50	189	53	25	78	267
Washington	15	8	23	14	3	17	40
West Virginia	8	2	10	7	2	9	19
Wisconsin	10	6	16	13	7	20	36
Wyoming	0	0	0	1	2	3	3
Other U. S. Territories and Possessions							
Guam	2	0	2	0	0	0	2
Puerto Rico	28	8	36	13	3	16	52
Virgin Islands	3	1	4	0	0	0	4
Unknown*	88	37	125	6	2	8	133
Total	7,460	3,063	10,523	1,859	725	2,584	13,107

* Unknown = U. S. students who gave no state designation.

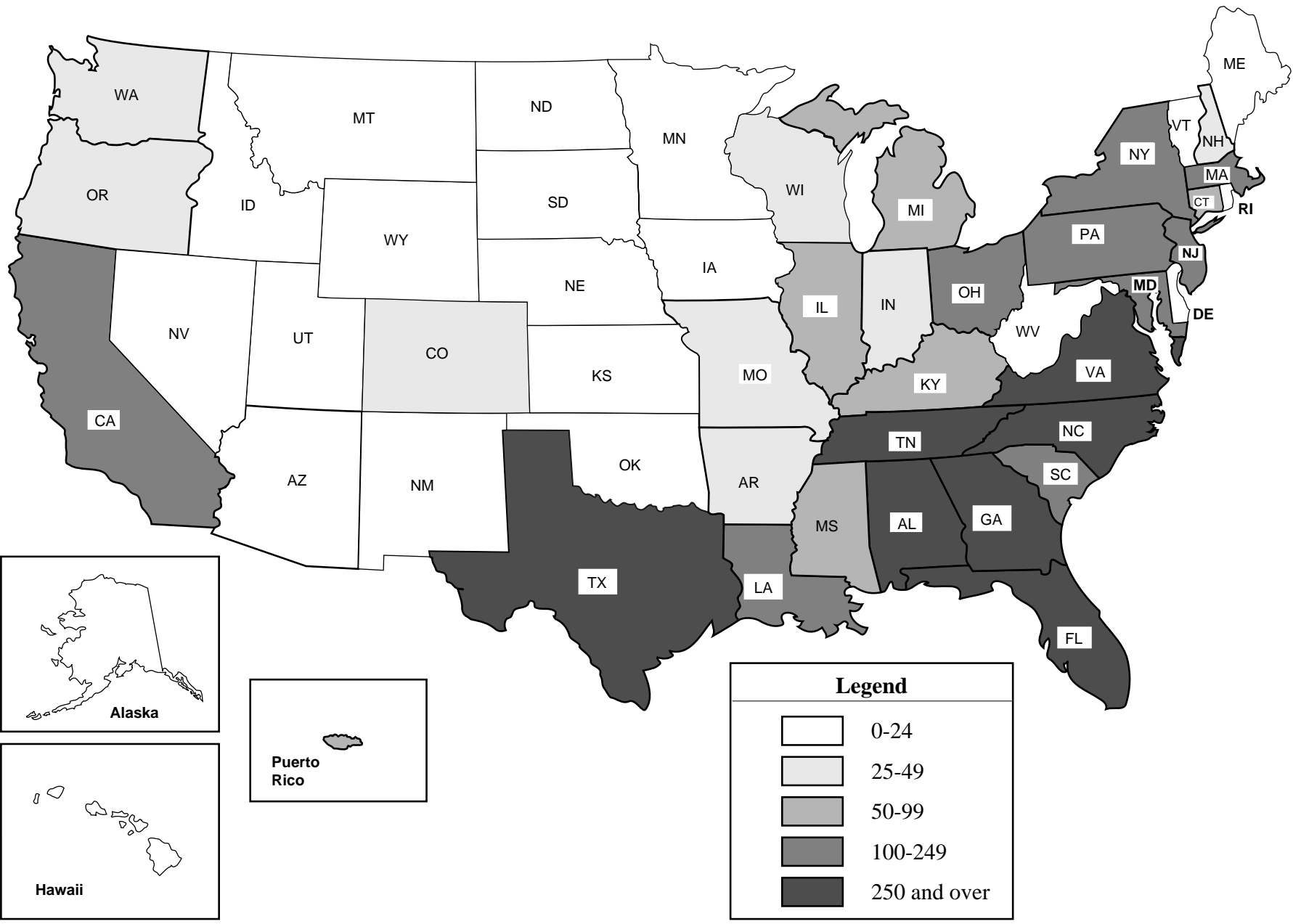


Fig. 2.4 Enrollment by State of Residence, Fall Semester 2001





ENROLLMENT

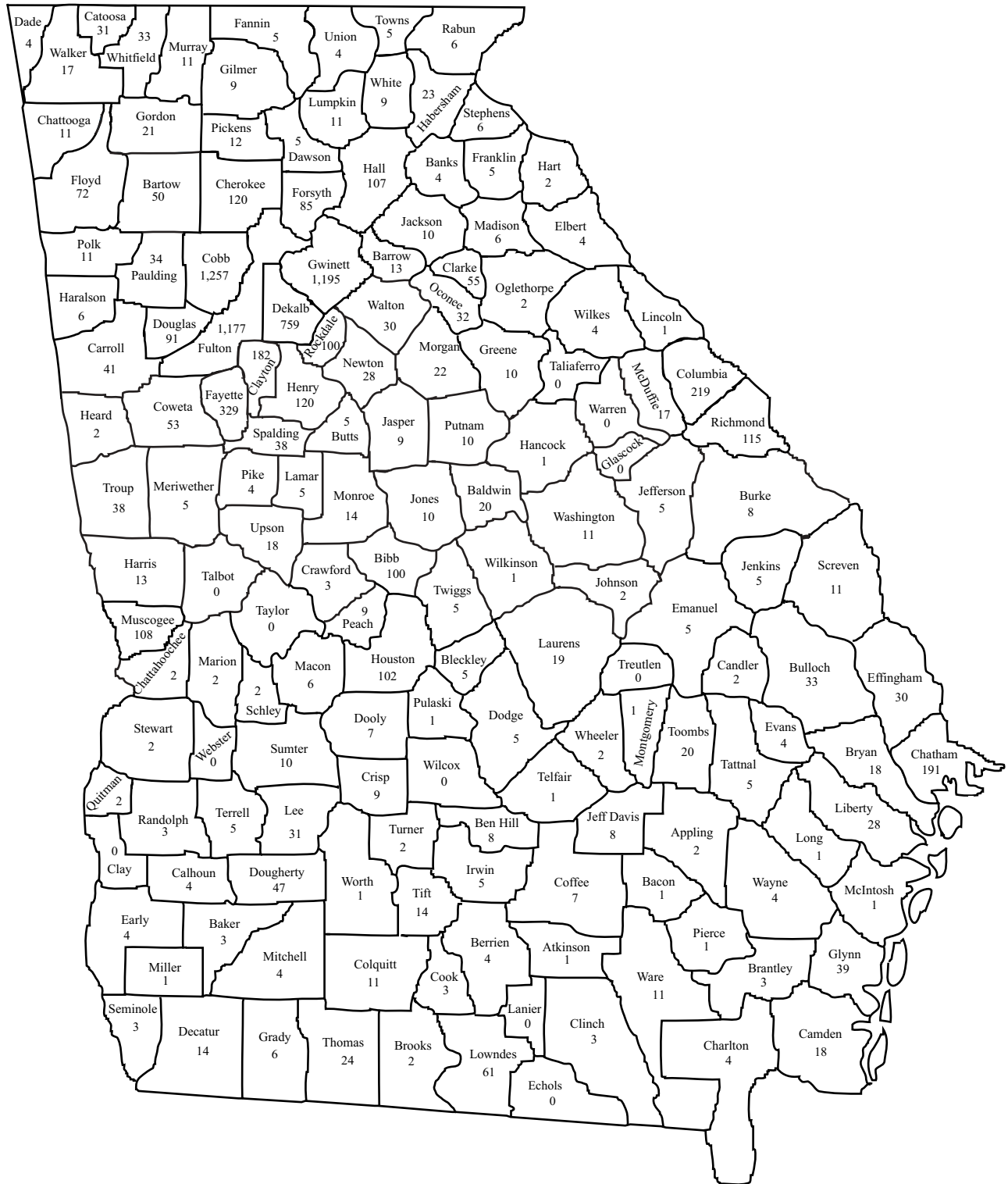
Table 2.16 Students Enrolled by Georgia County of Origin, Fall Semester 2001

County	Undergrad.	Graduate	Total	County	Undergrad.	Graduate	Total	County	Undergrad.	Graduate	Total
Appling	2	0	2	Fannin	5	0	5	Oglethorpe	2	0	2
Atkinson	1	0	1	Fayette	315	14	329	Paulding	30	4	34
Bacon	1	0	1	Floyd	62	10	72	Peach	7	2	9
Baker	3	0	3	Forsyth	74	11	85	Pickens	10	2	12
Baldwin	19	1	20	Franklin	4	1	5	Pierce	1	0	1
Banks	3	1	4	Fulton	894	283	1,177	Pike	4	0	4
Barrow	9	4	13	Gilmer	8	1	9	Polk	10	1	11
Bartow	45	5	50	Glascock	0	0	0	Pulaski	1	0	1
Ben Hill	7	1	8	Glynn	36	3	39	Putnam	9	1	10
Berrien	4	0	4	Gordon	19	2	21	Quitman	2	0	2
Bibb	90	10	100	Grady	5	1	6	Rabun	5	1	6
Bleckley	5	0	5	Greene	9	1	10	Randolph	2	1	3
Brantley	3	0	3	Gwinnett	1,088	107	1,195	Richmond	99	16	115
Brooks	2	0	2	Habersham	21	2	23	Rockdale	90	10	100
Bryan	17	1	18	Hall	100	7	107	Schley	2	0	2
Bulloch	32	1	33	Hancock	1	0	1	Screven	11	0	11
Burke	8	0	8	Haralson	6	0	6	Seminole	3	0	3
Butts	4	1	5	Harris	12	1	13	Spalding	36	2	38
Calhoun	3	1	4	Hart	2	0	2	Stephens	6	0	6
Camden	17	1	18	Heard	2	0	2	Stewart	2	0	2
Candler	2	0	2	Henry	113	7	120	Sumter	10	0	10
Carroll	37	4	41	Houston	93	9	102	Talbot	0	0	0
Catoosa	31	0	31	Irwin	5	0	5	Taliaferro	0	0	0
Charlton	0	4	4	Jackson	9	1	10	Tattnall	5	0	5
Chatham	173	18	191	Jasper	9	0	9	Taylor	0	0	0
Chattahoochee	2	0	2	Jeff Davis	7	1	8	Telfair	1	0	1
Chattooga	9	2	11	Jefferson	5	0	5	Terrell	5	0	5
Cherokee	114	6	120	Jenkins	5	0	5	Thomas	21	3	24
Clarke	45	10	55	Johnson	2	0	2	Tift	13	1	14
Clay	0	0	0	Jones	8	2	10	Toombs	19	1	20
Clayton	169	13	182	Lamar	4	1	5	Towns	5	0	5
Clinch	3	0	3	Lanier	0	0	0	Treutlen	0	0	0
Cobb	1,107	150	1,257	Laurens	18	1	19	Troup	34	4	38
Coffee	7	0	7	Lee	31	0	31	Turner	2	0	2
Colquitt	9	2	11	Liberty	26	2	28	Twiggs	5	0	5
Columbia	209	10	219	Lincoln	1	0	1	Union	4	0	4
Cook	3	0	3	Long	1	0	1	Upson	18	0	18
Coweta	44	9	53	Lowndes	59	2	61	Walker	16	1	17
Crawford	3	0	3	Lumpkin	10	1	11	Walton	28	2	30
Crisp	6	3	9	Macon	6	0	6	Ware	11	0	11
Dade	4	0	4	Madison	6	0	6	Warren	0	0	0
Dawson	3	2	5	Marion	2	0	2	Washington	11	0	11
Decatur	9	5	14	McDuffie	16	1	17	Wayne	4	0	4
Dekalb	625	134	759	McIntosh	1	0	1	Webster	0	0	0
Dodge	4	1	5	Meriwether	5	0	5	Wheeler	2	0	2
Dooley	6	1	7	Miller	1	0	1	White	8	1	9
Dougherty	44	3	47	Mitchell	2	2	4	Whitfield	31	2	33
Douglas	82	9	91	Monroe	13	1	14	Wilcox	0	0	0
Early	3	1	4	Montgomery	1	0	1	Wilkes	4	0	4
Echols	0	0	0	Morgan	21	1	22	Wilkinson	1	0	1
Effingham	29	1	30	Murray	10	1	11	Worth	1	0	1
Elbert	4	0	4	Muscogee	99	9	108	Unknown*	224	65	289
Emanuel	5	0	5	Newton	25	3	28				
Evans	2	2	4	Oconee	30	2	32	Total	7,190	1,028	8,218

* Unknown = In-state students who gave no county designation.

ENROLLMENT

Fig. 2.5 Enrollment by Georgia County of Origin, Fall Semester 2001





ENROLLMENT

Table 2.17 Undergraduate Enrollment by College, Ethnicity, and Gender, Fall Semester 2001

School	Asian		Black		Hispanic		Native American		White		Multi-Racial		Total		Total
	M	F	M	F	M	F	M	F	M	F	M	F	M	F	
Architecture	13	13	5	9	9	4	0	0	112	99	1	2	140	127	267
Building Construction	4	1	4	5	0	0	0	0	93	20	2	2	103	28	131
Industrial Design	7	18	0	2	1	3	0	1	70	86	0	0	78	110	188
Undeclared Architecture	0	0	0	0	0	0	0	0	1	0	0	0	1	0	1
Total Architecture	24	32	9	16	10	7	0	1	276	205	3	4	322	265	587
Computer Science	305	75	63	20	22	1	4	0	952	83	14	1	1,360	180	1,540
Total Computing	305	75	63	20	22	1	4	0	952	83	14	1	1,360	180	1,540
Aerospace Engineering	65	9	19	9	13	3	1	0	328	67	8	1	434	89	523
Biomedical Engineering	6	4	1	2	0	1	0	0	12	14	0	0	19	21	40
Chemical Engineering	48	42	17	30	7	4	0	1	249	124	1	3	322	204	526
Civil Engineering	6	16	26	15	8	7	1	0	260	95	3	3	304	136	440
Computer Engineering	252	33	73	31	28	3	0	0	513	34	13	2	879	103	982
Electrical Engineering	212	27	95	36	24	3	0	0	443	51	10	2	784	119	903
GTREP Civil Engineering	0	0	0	0	0	0	0	0	21	5	0	0	21	5	26
GTREP Computer Engineering	4	0	5	0	0	0	0	0	16	1	0	0	25	1	26
Industrial Engineering	90	94	47	68	45	16	0	0	398	267	9	4	589	449	1,038
Materials Science & Eng.	2	0	2	2	0	0	0	0	33	12	0	0	37	14	51
Mechanical Engineering	113	21	60	31	38	7	1	1	729	127	14	1	955	188	1,143
Nuclear & Radiological Eng.	0	0	2	1	0	0	0	0	44	10	1	0	47	11	58
Polymer & Textile Chem. Eng.	1	0	1	1	0	0	0	0	6	8	0	0	8	9	17
Textiles Enterprise Management	0	0	0	0	0	0	0	0	8	5	0	0	8	5	13
Textile & Fiber Engineering	3	2	4	8	0	1	0	0	23	22	0	2	30	35	65
Undeclared Engineering	30	19	6	4	5	3	0	0	188	49	2	1	231	76	307
Total Engineering	832	267	358	238	168	48	3	2	3,271	891	61	19	4,693	1,465	6,158
Economics	5	3	3	3	1	1	0	0	23	11	2	0	34	18	52
History, Technology, & Soc.	1	0	3	5	1	0	0	0	34	29	0	0	39	34	73
International Affairs	12	12	4	6	2	4	0	0	85	99	0	4	103	125	228
Intl. Affairs & Modern Lang.	0	5	2	2	0	0	0	0	15	24	0	1	17	32	49
Public Policy	1	1	1	4	0	0	0	0	26	20	0	0	28	25	53
Science, Tech. & Culture	4	6	2	4	0	0	0	1	43	53	0	1	49	65	114
Undeclared Ivan Allen	1	3	2	0	0	1	0	0	12	15	0	0	15	19	34
Total Ivan Allen	24	30	17	24	4	6	0	1	238	251	2	6	285	318	603
Management	57	59	75	34	21	9	2	0	545	335	9	7	709	444	1,153
Total Management	57	59	75	34	21	9	2	0	545	335	9	7	709	444	1,153
Applied Physics	0	0	0	0	1	0	0	0	2	1	0	0	3	1	4
Biology	25	31	3	13	5	6	0	2	75	164	1	2	109	218	327
Chemistry	13	13	3	10	1	1	0	1	44	53	1	1	62	79	141
Discrete Mathematics	1	0	0	0	0	1	0	0	6	2	0	0	7	3	10
Earth and Atmospheric Sci.	0	1	0	1	1	0	0	0	19	16	0	0	20	18	38
Mathematics	3	2	2	3	2	1	0	0	32	21	1	0	40	27	67
Physics	9	1	1	2	2	0	0	0	81	14	1	0	94	17	111
Psychology	5	4	2	6	1	0	0	0	18	34	0	0	26	44	70
Undeclared Sciences	6	6	3	2	0	0	0	0	25	37	0	1	34	46	80
Total Sciences	62	58	14	37	13	9	0	3	302	342	4	4	395	453	848
No College Declared	7	6	23	9	4	3	0	0	73	24	1	4	108	46	154
Total No College Declared	7	6	23	9	4	3	0	0	73	24	1	4	108	46	154
Total Institute	1,311	527	559	378	242	83	9	7	5,657	2,131	94	45	7,872	3,171	11,043

ENROLLMENT

Table 2.18 Graduate Enrollment by College, Ethnicity, and Gender, Fall Semester 2001

School	Asian		Black		Hispanic		Native American		White		Multi-Racial		Total		Total
	M	F	M	F	M	F	M	F	M	F	M	F	M	F	
Architecture	27	22	9	8	7	4	0	0	70	38	0	2	113	74	187
Building Construction	3	0	3	2	1	0	0	0	22	5	0	0	29	7	36
City Planning	8	4	6	7	1	0	0	0	21	18	0	1	36	30	66
Total Architecture	38	26	18	17	9	4	0	0	113	61	0	3	178	111	289
Algorithms, Comb., & Opt.	4	0	0	0	0	0	0	0	2	0	0	0	6	0	6
Computer Science	114	29	10	3	11	1	0	0	129	28	0	0	264	61	325
Human-Computer Interaction	3	3	1	0	0	0	0	0	3	9	0	2	7	14	21
Total Computing	121	32	11	3	11	1	0	0	134	37	0	2	277	75	352
Algorithms, Comb., & Opt.	1	0	0	0	0	0	0	0	2	1	0	0	3	1	4
Aerospace Engineering	112	14	4	0	5	0	1	0	110	16	2	0	234	30	264
Bioengineering Engineering	15	6	1	4	5	0	0	0	22	22	0	0	43	32	75
Biomedical Engineering	3	4	1	1	0	2	0	0	6	7	0	0	10	14	24
Chemical Engineering	32	15	6	6	5	1	0	1	41	16	0	0	84	39	123
Civil Engineering	71	17	7	6	16	8	0	1	85	24	2	0	181	56	237
Electrical & Computer Eng.	328	53	40	19	29	1	1	0	387	36	2	2	787	111	898
Electrical Engineering	0	0	0	0	0	0	0	0	1	0	0	0	1	0	1
Eng. Sci. & Mechanics Eng.	0	1	0	0	0	0	0	0	0	1	0	0	0	2	2
Environmental Engineering	27	12	0	0	3	2	1	0	37	18	1	0	69	32	101
Health Physics	0	0	0	1	0	0	0	0	13	6	1	0	14	7	21
Health Systems	1	1	0	0	0	0	0	0	0	4	0	0	1	5	6
Industrial Engineering	136	34	5	10	23	8	2	0	75	31	3	1	244	84	328
International Logistics	1	0	4	1	0	1	0	0	15	2	0	0	20	4	24
Materials Science & Eng.	24	3	3	4	1	0	0	0	27	9	2	1	57	17	74
Mechanical Engineering	103	19	34	2	18	5	1	0	322	49	4	0	482	75	557
Nuclear Engineering	0	0	1	0	0	0	0	0	0	0	0	0	1	0	1
Nuclear & Radiological Eng.	4	1	1	2	0	0	0	0	13	3	0	0	18	6	24
Operations Research	6	1	2	0	1	2	0	0	14	5	0	0	23	8	31
Polymers	4	5	0	0	0	0	0	0	1	1	0	0	5	6	11
Quantitative & Comp. Finance	4	3	0	0	0	0	0	0	7	0	0	0	11	3	14
Statistics	0	0	0	0	0	0	0	0	1	1	0	0	1	1	2
Textile Engineering	11	3	0	0	0	0	0	0	0	1	0	0	11	4	15
Textile & Fiber Chemistry	1	1	0	0	0	0	0	0	0	0	0	0	1	1	2
Textile & Fiber Engineering	5	3	0	0	0	0	0	0	0	2	0	0	5	5	10
Total Engineering	889	196	109	56	106	30	6	2	1,179	255	17	4	2,306	543	2,849
Economics	1	0	1	1	1	0	0	0	4	0	0	0	7	1	8
History of Technology	3	1	0	1	0	0	0	0	10	3	0	0	13	5	18
Human-Computer Interaction	0	1	0	0	0	0	0	0	3	4	0	0	3	5	8
Information Design & Tech.	5	7	2	3	0	1	0	0	13	14	0	0	20	25	45
International Affairs	2	6	1	3	0	3	0	0	14	19	0	2	17	33	50
Public Policy/Joint Program	1	1	1	2	0	0	0	0	3	3	0	0	5	6	11
Public Policy	8	2	3	8	3	5	0	0	18	18	0	0	32	33	65
Total Ivan Allen	20	18	8	18	4	9	0	0	65	61	0	2	97	108	205
Management	29	20	8	3	10	2	0	2	92	36	2	0	141	63	204
Management of Technology	2	1	7	4	4	0	0	0	61	8	1	0	75	13	88
Quantitative & Comp. Finance	2	1	1	0	0	0	0	0	1	0	0	0	4	1	5
Total Management	33	22	16	7	14	2	0	2	154	44	3	0	220	77	297
Algorithms, Comb., & Opt.	1	1	0	0	0	0	0	0	2	0	0	0	3	1	4
Bioinformatics	3	6	0	0	0	0	0	0	2	4	0	0	5	10	15
Biology	5	11	2	2	0	0	0	0	20	22	0	0	27	35	62
Chemistry	19	10	10	9	1	3	0	0	66	49	0	1	96	72	168
Earth & Atmos. Science	9	12	3	2	1	0	0	0	25	12	0	1	38	27	65
Human-Computer Interaction	0	0	0	0	0	0	0	0	3	1	0	0	3	1	4
Mathematics	2	4	3	0	8	0	0	0	25	7	0	0	38	11	49
Physics	32	9	7	0	2	0	0	0	46	5	0	0	87	14	101
Psychology	5	1	1	2	2	0	0	0	18	30	0	0	26	33	59
Quantitative & Comp. Finance	4	0	0	0	1	0	0	0	3	1	0	0	8	1	9
Statistics	0	1	0	0	0	0	0	0	1	1	0	0	1	2	3
Total Sciences	80	55	26	15	15	3	0	0	211	132	0	2	332	207	539
No College Declared	0	0	0	0	0	0	0	0	2	0	0	0	2	0	2
Total No College Declared	0	0	0	0	0	0	0	0	2	0	0	0	2	0	2
Total Institute	1,181	349	188	116	159	49	6	4	1,858	590	20	13	3,412	1,121	4,533





ENROLLMENT

Table 2.19 Undergraduate Enrollment by College, Fall Terms 1992-2001

School	1992	1993	1994	1995	1996	1997	1998	1999	2000	2001
Architecture	443	367	312	332	308	287	323	289	292	267
Building Construction	102	88	86	89	97	101	88	77	117	131
Industrial Design	112	116	123	134	153	164	173	163	172	188
Undeclared Architecture	1	0	0	0	0	0	0	10	4	1
Total Architecture	658	571	521	555	558	552	584	539	585	587
Computer Science	411	449	528	659	769	948	1,184	1,292	1,448	1,540
Total Computing	411	449	528	659	769	948	1,184	1,292	1,448	1,540
Aerospace Engineering	386	334	265	245	239	266	339	368	445	523
Biomedical Engineering	—	—	—	—	—	—	—	—	—	40
Ceramic & Materials Eng.	99	110	92	70	85	70	57	49	42	51
Chemical Engineering	693	740	790	825	764	691	690	662	591	526
Civil Engineering	607	631	691	700	664	595	553	499	441	440
Computer Engineering	255	311	360	442	548	604	761	823	917	982
Electrical Engineering	1,314	1,269	1,174	1,147	1,074	953	1,004	963	950	903
Engineering Science & Mechanics	53	30	14	3	—	—	—	—	—	—
GTREP Civil Engineering	—	—	—	—	—	—	—	—	15	26
GTREP Computer Engineering	—	—	—	—	—	—	—	—	9	26
Industrial & Systems Engineering	797	815	858	911	981	990	1,098	1,072	1,062	1,038
Mechanical Engineering	1,247	1,115	1,113	1,091	1,049	1,033	1,076	1,136	1,227	1,143
Nuclear & Radiological Eng.	73	63	59	45	33	26	23	24	35	58
Polymer & Textile Chemistry	—	—	—	—	39	37	34	27	20	17
Textiles	53	44	39	34	23	28	27	1	—	—
Textile Chemistry	23	24	37	57	—	—	—	—	—	—
Textile Engineering	132	145	142	123	89	84	85	1	1	0
Textile & Fiber Engineering	—	—	—	—	—	—	—	66	78	65
Textiles Enterprise Management	—	—	—	—	—	—	—	19	15	13
Undeclared Engineering	473	530	461	437	402	440	430	364	253	307
Total Engineering	6,206	6,174	6,107	6,130	5,990	5,817	6,177	6,074	6,101	6,158
Economics	42	38	43	44	52	43	51	42	48	52
History, Technology, & Society	24	32	30	38	39	48	59	51	64	73
International Affairs	153	173	168	161	158	167	201	217	227	228
Intl Affairs & Modern Language	—	—	—	—	—	—	—	—	20	49
Literature, Communication, & Culture	11	1	—	—	—	—	—	—	—	—
Public Policy	—	—	—	—	—	—	3	14	38	53
Science, Technology & Culture	—	19	24	24	35	52	62	74	88	114
Undeclared Ivan Allen	67	50	50	78	88	91	81	58	36	34
Total Ivan Allen	297	313	315	345	372	401	457	456	521	603
Management	889	746	667	706	738	797	925	960	1,105	1,153
Management Science	41	46	46	46	35	49	26	11	1	0
Total Management*	930	792	713	752	773	846	951	971	1,106	1,153
Biology	249	274	324	369	360	352	347	332	360	327
Chemistry	137	139	152	168	146	140	130	135	147	141
Earth & Atmosphere Sciences	—	18	42	36	42	44	35	40	36	38
Mathematics	77	83	83	79	75	68	71	76	86	77
Physics	140	159	147	129	97	101	79	109	102	115
Psychology	36	39	48	52	58	67	60	54	51	70
Undeclared Sciences	178	171	232	199	229	96	96	80	65	80
Total Sciences	817	883	1,028	1,032	1,007	868	818	826	847	848
No College Declared	—	—	—	—	—	162	133	99	137	154
Total No College Declared	—	—	—	—	—	162	133	99	137	154
Total Institute	9,319	9,182	9,212	9,473	9,469	9,594	10,304	10,257	10,745	11,043

*Management was a part of the Ivan Allen College until 1998.

ENROLLMENT

Table 2.20 Graduate Enrollment by College, Fall Terms 1992-2001

School	1992	1993	1994	1995	1996	1997	1998	1999	2000	2001
Architecture	180	193	192	172	166	158	158	173	189	187
Building Construction	—	—	—	—	—	—	—	—	23	36
City Planning	81	98	91	86	80	69	79	75	62	66
Total Architecture	261	291	283	260	246	227	237	248	274	289
Algorithms, Combinatorics, & Opt.	—	—	—	—	—	2	2	2	7	6
Bioengineering	—	—	—	—	—	—	1	1	0	0
Computer Science	246	233	225	204	191	188	220	247	262	325
Human-Computer Interaction	—	—	—	—	—	6	12	16	25	21
Total Computing	246	233	225	204	191	196	235	266	294	352
Algorithms, Combinatorics, & Opt.	—	—	—	—	—	—	2	3	4	4
Aerospace Engineering	191	206	240	190	202	196	213	224	260	264
Bioengineering	—	—	—	—	—	11	30	47	53	75
Biomedical Engineering	—	—	—	—	—	—	—	—	9	24
Ceramic & Materials Engineering	40	39	43	36	22	34	54	75	68	74
Chemical Engineering	86	96	108	117	110	109	100	106	123	123
Civil Engineering	212	217	216	246	257	245	212	204	203	237
Electrical & Computer Engineering	740	807	817	735	714	690	745	780	792	899
Engineering Science & Mechanics	30	25	17	12	7	6	6	4	2	2
Environmental Engineering	90	88	125	137	135	136	114	94	106	101
Health Systems	—	6	10	14	6	10	10	13	5	6
Industrial & Systems Engineering	299	251	220	209	193	177	211	237	272	328
International Logistics	—	—	—	—	—	—	—	—	24	24
Mechanical Engineering	334	320	314	356	367	412	435	460	488	557
Metallurgical Engineering	33	38	38	40	54	34	19	—	—	—
Nuclear & Health Physics Eng.	122	117	105	83	78	62	60	45	47	46
Operations Research	—	18	18	10	12	19	17	24	25	31
Polymers	—	—	—	—	—	5	5	6	7	11
Quantitative & Comp. Finance	—	—	—	—	—	—	—	—	5	14
Statistics	—	—	—	—	—	1	3	5	0	2
Textiles	15	13	6	4	4	3	6	—	—	—
Textile Engineering	45	45	58	52	57	39	35	24	22	15
Textile and Fiber Chemistry	5	4	4	7	6	5	5	5	3	2
Textile and Fiber Engineering	—	—	—	—	—	—	—	15	13	10
Undeclared Engineering	23	15	12	1	4	6	0	0	0	0
Total Engineering	2,265	2,305	2,351	2,249	2,228	2,200	2,282	2,371	2,531	2,849
Economics	3	8	24	20	8	11	9	10	5	8
History of Technology	—	9	7	15	17	13	12	15	19	18
Human-Computer Interaction	—	—	—	—	—	1	2	6	7	8
Information, Design & Technology	—	21	33	37	39	35	42	36	42	45
International Affairs	—	—	—	—	19	33	30	45	55	50
Public Policy	32	32	38	44	42	44	46	42	69	65
Public Policy/Joint Program	—	—	—	—	—	—	—	—	—	11
Technology and Science Policy	17	8	5	3	1	1	—	—	—	—
Undeclared Ivan Allen	—	—	—	—	—	1	0	0	0	0
Total Ivan Allen	52	78	107	119	126	139	141	154	197	205
Management	232	220	213	206	216	203	206	225	210	204
Management of Technology	—	—	—	23	51	74	92	91	81	88
Quantitative & Comp. Finance	—	—	—	—	—	—	—	—	—	5
Total Management*	232	220	213	229	267	277	298	316	291	297
Algorithms, Combinatorics, & Opt.	—	—	—	—	—	3	7	5	5	4
Bioinformatics	—	—	—	—	—	—	—	—	1	15
Biology	46	46	40	40	42	47	50	54	54	62
Chemistry	115	118	121	123	117	130	139	157	162	168
Earth and Atmospheric Sciences	68	83	68	70	70	48	48	48	51	65
Human-Computer Interaction	—	—	—	—	—	—	1	1	1	4
Mathematics	90	85	83	79	67	70	67	60	48	49
Physics	113	114	108	96	85	82	82	71	83	101
Psychology	82	90	89	89	77	70	64	63	61	59
Quantitative and Comp. Finance	—	—	—	—	—	—	—	—	4	9
Statistics	—	—	—	—	—	2	4	4	2	3
Undeclared	1	1	0	4	0	1	0	0	0	0
Total Sciences	515	537	509	501	458	453	462	463	472	539
No College Declared	—	—	—	—	—	—	—	—	—	2
Total No College Declared	—	—	—	—	—	—	—	—	—	2
Total Institute	3,571	3,664	3,688	3,563	3,516	3,492	3,655	3,818	4,059	4,533

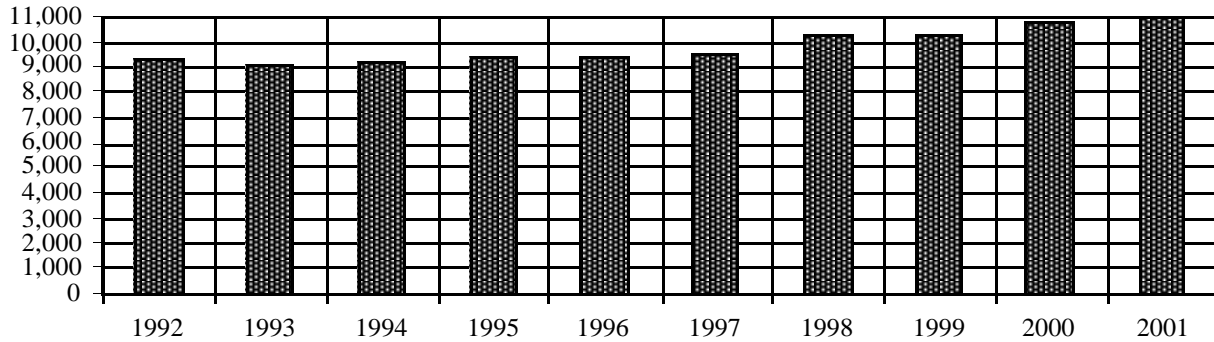
*Management was a part of the Ivan Allen College until 1998.



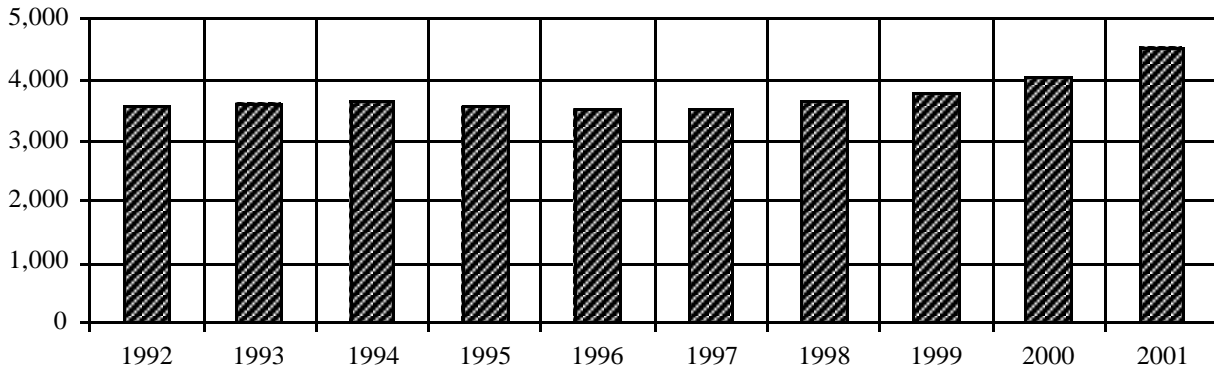


ENROLLMENT

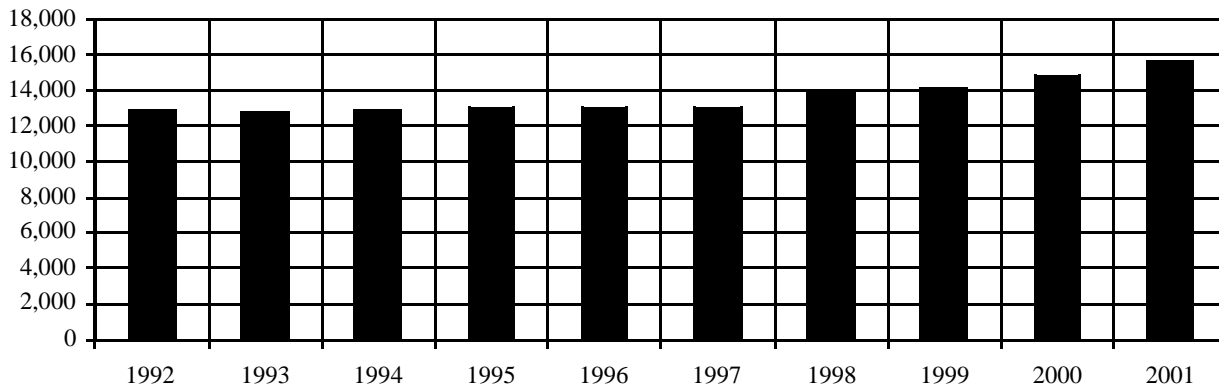
**Fig. 2.6 Undergraduate Enrollment for the Ten Year Period
Fall Terms 1992 - 2001**



**Fig. 2.7 Graduate Enrollment for the Ten Year Period
Fall Terms 1992 - 2001**



**Fig. 2.8 Institute Enrollment for the Ten Year Period
Fall Terms 1992 - 2001**



ENROLLMENT

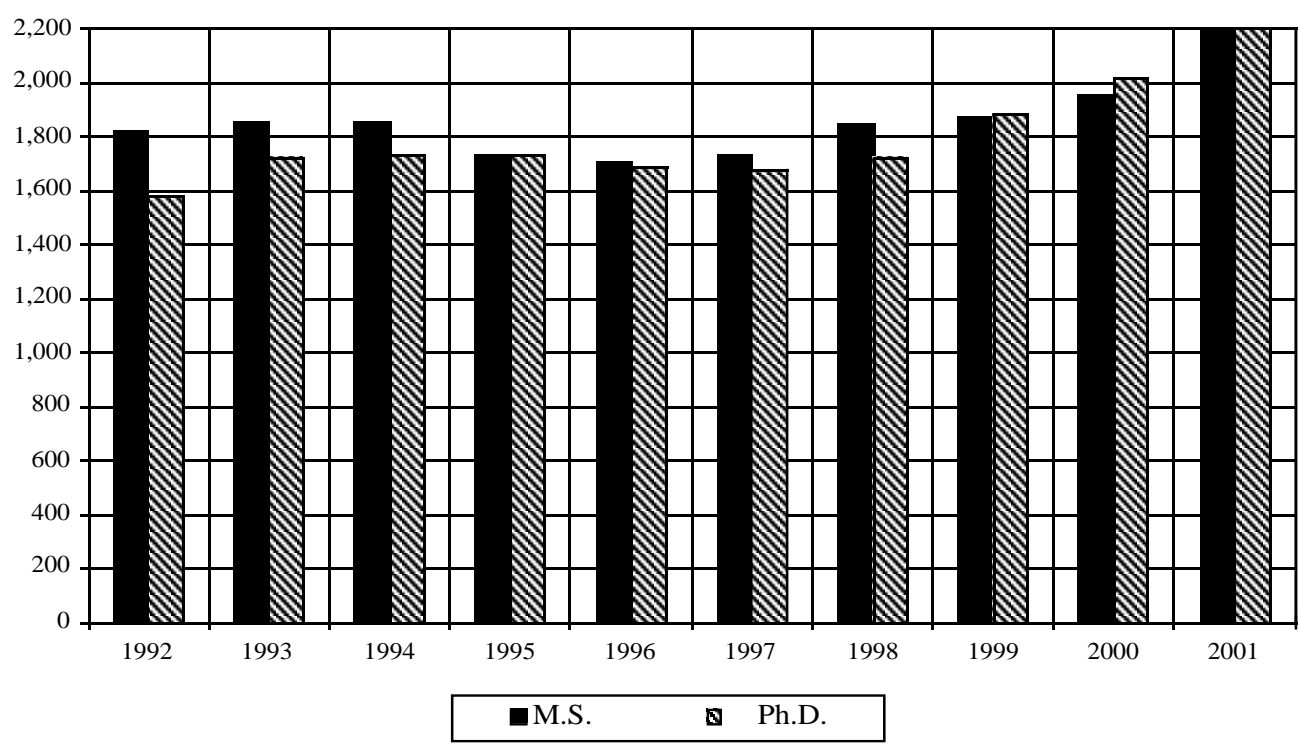
Table 2.21 Graduate Enrollment by Degree Program, Fall Terms 1992-2001

Fall	Architecture		Computing		Engineering		Ivan Allen		Management*		Sciences		Total	
	M.S.	Ph.D.	M.S.	Ph.D.	M.S.	Ph.D.	M.S.	Ph.D.	M.S.	Ph.D.	M.S.	Ph.D.	M.S.	Ph.D.
1992	143	33	108	126	1,217	995	248	34	–	–	105	395	1,821	1,583
1993	254	36	95	128	1,160	1,096	254	36	–	–	93	430	1,856	1,726
1994	245	37	85	134	1,165	1,115	274	33	–	–	86	413	1,855	1,732
1995	226	29	76	120	1,066	1,127	302	38	–	–	66	417	1,736	1,731
1996	207	32	69	117	1,030	1,115	342	39	–	–	62	388	1,710	1,691
1997	191	32	59	129	1,029	1,117	367	39	–	–	87	361	1,733	1,678
1998	197	34	81	147	1,114	1,133	122	18	257	28	80	367	1,851	1,727
1999	206	38	87	177	1,112	1,232	123	26	277	30	69	381	1,874	1,884
2000	220	45	101	191	1,176	1,310	137	52	260	25	60	395	1,954	2,018
2001	238	51	132	220	1,428	1,421	156	50	272	25	103	437	2,329	2,204

*DuPree College of Management was included in the Ivan Allen College until 1998.

Note: Includes both full-time and part-time Ph.D. and M.S. students; does not include special students.

**Fig. 2.9 Graduate Enrollment by Degree Program
Fall Terms 1992 - 2001**





DISTRIBUTION OF GRADES

Table 2.22 Student Grades by College and Percent, Fall Semester 2001

	A	B	C	D	F	S*	U*	I*	W*	V*	Average Grade
College of Architecture											
Lower Division	62.6	23.7	5.6	0.9	1.4	2.6	0.0	0.1	3.1	0.0	3.5
Upper Division	57.6	28.7	6.3	1.2	0.7	2.1	0.0	1.0	2.3	0.1	3.5
Graduate Division	56.0	21.6	1.7	0.4	0.5	12.8	0.0	1.2	3.6	2.3	3.7
College Total	59.2	25.4	5.1	0.9	0.9	4.4	0.0	0.7	2.9	0.5	3.5
College of Computing											
Lower Division	18.9	24.1	20.4	11.8	8.3	0.9	0.0	6.7	8.9	0.0	2.4
Upper Division	41.7	30.6	14.5	2.7	1.1	0.8	0.0	0.6	7.2	0.9	3.2
Graduate Division	38.2	10.6	2.2	0.1	0.6	26.0	0.6	0.4	2.6	18.9	3.7
College Total	29.8	22.6	14.3	6.5	4.4	7.0	0.2	3.5	6.9	4.9	2.9
College of Engineering											
Lower Division	30.1	32.8	20.3	5.5	4.1	0.8	0.0	0.3	6.1	0.0	2.9
Upper Division	36.3	32.7	18.4	3.9	2.4	0.6	0.0	1.2	4.3	0.1	3.0
Graduate Division	34.3	17.1	3.0	0.3	0.1	26.6	0.4	4.5	2.7	11.0	3.6
College Total	34.3	26.9	13.1	2.9	1.9	10.3	0.1	2.3	4.0	4.1	3.1
Ivan Allen College											
Lower Division	31.7	37.4	14.6	3.6	1.8	3.0	0.2	0.5	4.1	0.3	3.1
Upper Division	50.2	29.8	8.7	1.2	1.2	2.8	0.1	0.8	4.9	0.4	3.4
Graduate Division	61.3	18.6	0.5	0.0	0.3	4.8	0.3	1.8	4.3	8.2	3.7
College Total	38.1	34.4	12.3	2.8	1.5	3.1	0.1	0.7	4.3	0.8	3.2
College of Management											
Lower Division	25.9	29.0	24.5	9.5	5.5	0.4	0.0	0.3	4.9	0.0	2.6
Upper Division	37.1	40.1	14.5	2.5	0.9	1.3	0.1	0.1	3.2	0.0	3.2
Graduate Division	57.3	26.8	2.4	0.2	0.2	6.0	0.0	0.8	2.0	4.3	3.6
College Total	40.7	33.7	13.0	3.3	1.7	2.5	0.1	0.4	3.2	1.3	3.2
College of Sciences											
Lower Division	31.0	28.7	21.1	8.3	4.9	1.1	0.1	0.2	4.7	0.0	2.8
Upper Division	30.1	28.7	18.8	6.5	2.8	3.0	0.0	0.8	9.0	0.3	2.9
Graduate Division	28.1	14.7	3.9	0.4	0.2	29.0	0.4	0.9	4.6	17.9	3.5
College Total	30.5	26.9	18.5	7.0	4.0	5.0	0.1	0.4	5.2	2.4	2.8
Institute											
Lower Division	30.9	30.4	18.3	6.6	4.1	1.6	0.1	0.9	5.0	1.4	2.9
Upper Division	39.2	31.7	14.9	3.2	1.8	1.4	0.0	0.9	4.7	2.1	3.1
Graduate Division	38.1	17.2	2.8	0.3	0.2	22.4	0.3	2.8	3.0	12.9	3.6
Institute Total	35.1	27.8	13.8	4.1	2.5	6.2	0.1	1.3	4.5	4.2	3.0

*S= Satisfactory Completion of Pass/Fail

*U= Unsatisfactory Completion of Pass/Fail

*I= Incomplete

*W= Withdrawn

*V= Audit

CREDIT HOURS

Table 2.23 Student Semester Credit Hours by College and Division, Fiscal Years 1997 - 2001

	1997*	1998*	1999	2000	2001
College of Architecture					
Lower Level	6,334	5,781	6,541	6,367	6,997
Upper Level	8,342	8,413	7,769	8,268	10,292
Graduate	5,060	4,801	5,232	5,176	5,550
College Total	19,736	18,995	19,542	19,811	22,839
College of Computing					
Lower Level	12,845	14,651	18,780	20,655	23,268
Upper Level	5,845	7,584	10,741	9,513	10,994
Graduate	6,618	7,623	8,843	9,539	10,926
College Total	25,308	29,858	38,364	39,707	45,188
College of Engineering					
Lower Level	12,431	12,551	13,741	24,418	28,763
Upper Level	63,867	63,476	64,921	53,223	58,558
Graduate	63,456	71,000	74,750	76,618	87,177
College Total	139,754	147,027	153,412	154,259	174,498
Ivan Allen College					
Lower Level	33,005	34,908	40,277	43,032	44,361
Upper Level	18,435	19,299	20,388	15,853	19,215
Graduate	2,924	3,254	3,177	3,955	4,002
College Total	54,364	57,461	63,842	62,840	67,578
College of Management					
Lower Level	5,196	5,612	6,720	7,181	8,232
Upper Level	10,163	10,878	13,689	16,288	18,992
Graduate	7,674	7,842	8,778	9,726	9,795
College Total	23,033	24,332	29,187	33,195	37,019
College of Sciences					
Lower Level	75,111	74,555	81,417	85,229	90,778
Upper Level	33,427	32,541	31,408	19,004	15,945
Graduate	17,109	17,805	17,447	17,605	19,748
College Total	125,647	124,901	130,272	121,838	126,471
Institute					
Lower Level	144,922	148,059	167,477	186,828	202,399
Upper Level	140,078	142,135	148,915	122,117	133,996
Graduate	102,841	112,325	118,227	122,619	137,198
Institute Total	387,841	402,519	434,619	431,564	473,593

* Credit Hours converted from Quarter Credit Hours to Semester Credit Hours.





UNDERGRADUATE COOPERATIVE PROGRAM

Since 1912, Georgia Tech has offered a five-year cooperative program to those students who wish to combine career-related experience with classroom studies. The program is the fourth oldest of its kind in the world and the largest totally optional co-op program in the country. Students who enroll in this program alternate between industrial assignments and classroom studies on a semester basis, completing the same course work on the campus that is completed by regular four-year students. Graduates of the program are awarded a degree in their field with the designation "Cooperative Plan." By completing work assignments abroad and exhibiting proficiency in a foreign language, students may earn the "International Cooperative Plan" designation. This program is accredited by the Accreditation Council for Cooperative Education.

Professional work experience gives cooperative students an opportunity to develop their career interests, become more confident in their career choices, and gives them an opportunity to develop human relations skills through their work experiences. They are paid for their work in industry and are able to save a portion of their salaries, which can be applied toward educational expenses. Approximately 700 employers, throughout the U.S. and internationally, participate in the program. With average starting salaries of approximately \$13 per hour for students, the aggregate amount earned last year by all co-ops was about \$23 million.

Table 2.24 Undergraduate Cooperative Program Enrollment by Major, Fiscal Years 1992-2001

Major	1992	1993	1994	1995	1996	1997	1998	1999	2000	2001
Aerospace Engineering	128	123	113	121	122	148	173	195	195	224
Biology	32	35	32	58	39	35	32	36	48	17
Biomedical Engineering	--	--	--	--	--	--	--	--	--	14
Building Construction	0	0	0	0	0	3	4	9	24	14
Ceramic Engineering	5	7	7	8	5	1	0	0	0	0
Chemical Engineering	295	354	343	445	414	400	311	293	258	189
Chemistry	21	28	31	28	31	28	23	26	29	18
Civil Engineering	203	238	280	318	319	286	242	197	195	166
Computer Engineering	101	133	164	247	302	331	370	382	360	342
Computer Science	151	180	204	289	317	355	396	456	509	472
Earth and Atmospheric Sciences	0	2	8	6	7	10	8	3	5	1
Economics	6	6	8	6	4	3	6	7	13	5
Electrical Engineering	625	609	609	617	526	473	433	386	328	271
Engineering Science and Mechanics	10	14	4	4	1	0	0	0	0	0
History, Technology, Society	--	--	--	--	--	--	--	--	--	4
Industrial Design	29	30	36	39	52	45	45	33	34	11
Industrial Engineering	320	309	323	368	439	451	459	436	439	388
International Affairs	15	22	27	30	29	34	25	33	43	42
Management	166	143	118	131	171	205	222	201	206	161
Management Science	11	13	10	11	10	17	3	2	0	0
Materials Engineering	29	27	23	20	22	25	17	13	18	14
Mathematics	10	10	11	13	10	13	12	13	14	10
Mechanical Engineering	617	511	571	637	613	641	587	590	621	528
Nuclear and Radiological Engineering	21	17	12	13	11	12	7	13	12	17
Physics	33	30	21	21	17	15	15	18	16	16
Polymer and Textile Chemistry	8	16	16	20	19	16	16	16	9	5
Science, Technology and Culture	0	0	0	4	5	9	11	7	12	10
Textiles	5	6	8	10	11	6	11	5	3	2
Textile Engineering	56	61	62	71	49	50	38	32	36	28
Undecided Engineering College	96	189	124	176	134	124	149	128	67	48
Undecided Ivan Allen College	15	8	5	13	15	4	11	4	4	2
Undecided Sciences College	0	11	17	9	11	6	12	2	7	7
Total	3,008	3,132	3,187	3,733	3,705	3,746	3,638	3,536	3,505	3,026

Table 2.25 Undergraduate Cooperative Program Summary, Fiscal Years 1992-2001

	1992	1993	1994	1995	1996	1997	1998	1999	2000	2001
Cumulative Enrollment	3,571	3,648	3,683	3,905	4,189	4,187	4,185	3,949	3,811	3,779
Student Graduates	416	444	409	355	427	349	400	420	370	388

GRADUATE COOPERATIVE PROGRAM

The Graduate Cooperative Program was established in December 1983 and is currently the largest such program in the U.S. for science and engineering. One thousand one hundred ninety four (1,194) students (140 in 2000-2001) have received their graduate degrees with Graduate Co-op Program certificates. Enrollment in the program was 410 during 2000-2001, including 170 doctoral students. Summary statistics for the program are provided in the table.

Table 2.26 Graduate Cooperative Program Enrollment by Major, Fiscal Years 1992-2001

Major	1992	1993	1994	1995	1996	1997	1998	1999	2000	2001
Aerospace Engineering	24	25	18	20	16	8	15	14	13	12
Architecture	12	13	24	21	33	35	27	41	45	44
Biology	2	3	4	4	2	2	0	2	2	3
Chemical Engineering	1	5	4	2	12	8	13	8	7	6
Chemistry	1	5	6	5	3	4	6	4	3	2
Civil Engineering	49	31	21	16	15	14	12	25	27	25
City Planning	7	19	4	17	32	34	30	33	35	38
Earth and Atmospheric Sciences	10	5	2	3	2	1	3	2	2	1
Electrical Engineering	147	155	148	145	121	124	125	110	117	113
Engineering Science and Mechanics	13	10	1	1	0	2	0	4	3	1
Environmental Engineering	0	0	11	6	3	2	4	3	8	5
Health Physics	0	0	2	2	2	0	1	1	1	1
Information and Computer Sciences	42	55	50	48	39	40	38	41	47	48
Information Design and Technology	—	—	—	—	1	0	1	3	2	4
Industrial and Systems Engineering	84	68	43	36	35	41	37	33	34	31
Mechanical Engineering	66	79	65	55	44	49	50	42	44	49
Nuclear Engineering	4	4	2	2	2	0	1	1	0	1
Materials Engineering	3	8	4	5	7	5	5	6	5	3
Mathematics	3	5	8	8	4	3	4	3	2	2
Metallurgical Engineering	0	0	2	1	1	1	0	0	0	1
Management	33	28	27	20	12	10	18	15	16	10
Physics	15	16	9	6	3	2	1	1	2	2
Public Policy	—	—	—	—	1	1	2	2	1	2
Psychology	15	19	14	8	5	3	3	3	5	4
Textiles	6	8	3	4	5	3	6	4	3	2
Total	537	561	472	435	400	392	402	401	424	410

Table 2.27 Graduate Cooperative Program Summary, Fiscal Years 1992-2001

	1992	1993	1994	1995	1996	1997	1998	1999	2000	2001
Applicants	375	391	344	302	298	288	292	297	300	310
Admissions	360	380	332	288	290	281	286	290	294	300
Placements	242	317	256	216	220	215	218	216	220	217
Companies for above placements	135	148	150	126	128	130	129	125	130	131





STUDY ABROAD PROGRAM

Most Georgia Tech students who go abroad do so as part of a Georgia Tech-sponsored study abroad or exchange programs. Study abroad programs, which take place primarily during the summer, offer Georgia Tech courses that are taught primarily by Georgia Tech professors. Study abroad programs take students to places ranging from Australia and Kenya to France and Argentina. In 1997, Georgia Tech began actively managing reciprocal exchange programs that allow students to complete a portion of their academic programs in top-notch foreign universities. Exchange students enroll in the foreign university as visiting students and take classes, which are sometimes taught in a foreign language, with students from the host country.

Table 2.28 Georgia Tech Students Abroad by Year, 1993-1994 through 2000-2001*

Year	Number
1993-1994	191
1994-1995	241
1995-1996	291
1996-1997	333
1997-1998	485
1998-1999	491
1999-2000	574
2000-2001	748

* Year is equal to Fall Quarter/Semester through Summer Term of the following year.

Table 2.29 Georgia Tech Students Abroad by Discipline, 1997-1998 through 2000-2001

Program Title	Number of Participants			
	1997-1998	1998-1999	1999-2000	2000-2001
Argentina Summer Program	n/a	17	n/a	25
Brussels Summer Program	20	17	18	23
Chemical Engineering in London	30	10	11	17
College of Architecture Senior Year in Paris	24	21	17	22
College of Computing Summer Program in Barcelona	n/a	29	n/a	42
Costa Rica Summer Program	n/a	n/a	23	n/a
Down Under Program	47	90	89	115
Exchange Programs	16	27	37	52
Field Work in Animal Behavior	8	6	7	10
Georgia Tech Lorraine	31	49	77	120
Industrial Design in the French Context	15	n/a	n/a	n/a
Languages for Business and Technology	26	15	51	66
Modern Architecture and the Modern City	11	n/a	14	9
Non-Georgia Tech Programs	17	8	18	18
Oxford Summer Program	192	175	155	173
Political Economy of China	17	n/a	25	23
Summer Study in Italy - Art and Architecture	23	20	25	26
Work Abroad/International Co-op	8	7	7	7
Total	485	491	574	748

DEGREES CONFERRED

Table 2.30 Degrees Conferred by College, Ethnicity, and Gender, Summer Semester 2000 - Spring Semester 2001

College	Asian		Black		Hispanic		Native American		White		Multi-Racial		International		Total
	M	F	M	F	M	F	M	F	M	F	M	F	M	F	
Bachelor's															
Architecture	3	8	3	3	2	2	0	0	38	18	0	1	2	3	83
Computing	38	10	4	2	3	0	0	0	158	19	2	1	17	2	256
Engineering	117	40	74	32	25	10	2	2	603	197	6	6	57	9	1,180
Ivan Allen	3	0	4	4	1	1	0	0	33	49	0	2	0	0	97
Management	8	10	17	8	6	3	0	0	157	79	0	2	3	1	294
Sciences	6	7	5	3	2	0	1	0	53	46	0	0	1	1	125
Total	175	75	107	52	39	16	3	2	1,042	408	8	12	80	16	2,035
Master's															
Architecture	1	1	3	5	0	1	0	0	30	21	0	0	8	2	72
Computing	5	2	2	5	0	1	0	0	17	7	0	0	25	4	68
Engineering	38	15	23	24	11	4	0	0	215	43	2	0	250	56	681
Ivan Allen	3	2	0	3	2	3	0	0	11	20	0	2	8	6	60
Management	4	5	5	5	1	0	0	0	72	14	0	0	26	9	141
Sciences	4	2	1	4	2	1	0	0	14	10	1	0	13	6	58
Total	55	27	34	46	16	10	0	0	359	115	3	2	330	83	1,080
Ph.D.															
Architecture	0	0	0	1	0	0	0	0	1	0	0	0	2	1	5
Computing	0	0	0	0	0	0	0	0	5	0	0	0	10	0	15
Engineering	11	2	7	1	2	0	0	1	45	18	0	0	77	15	179
Ivan Allen	0	0	0	0	0	0	0	0	0	3	0	0	0	0	3
Management	0	0	0	1	0	0	0	0	1	1	0	0	2	0	5
Sciences	1	1	1	2	1	0	0	0	13	12	0	0	14	3	48
Total	12	3	8	5	3	0	0	1	65	34	0	0	105	19	255
Institute															
Institute	242	105	149	103	58	26	3	3	1,466	557	11	14	515	118	3,370





DEGREES CONFERRED

Table 2.31 Degrees Conferred by State of Residence, Summer Semester 2000 - Spring Semester 2001

State	Bachelor's	Master's	Ph.D.	State	Bachelor's	Master's	Ph.D.
Alabama	29	14	5	Nevada	1	0	0
Alaska	1	1	0	New Hampshire	3	0	0
Arizona	3	4	1	New Jersey	28	16	1
Arkansas	3	4	0	New Mexico	0	3	0
California	22	19	8	New York	29	21	5
Colorado	2	4	0	North Carolina	25	11	10
Connecticut	9	0	1	North Dakota	0	0	1
Delaware	1	2	0	Ohio	14	14	5
District of Columbia	0	1	1	Oklahoma	2	2	1
Florida	129	52	3	Oregon	0	1	0
Georgia	1,365	307	29	Pennsylvania	18	3	4
Hawaii	0	1	1	Rhode Island	3	1	0
Idaho	0	0	0	South Carolina	38	16	4
Illinois	7	13	5	South Dakota	0	0	0
Indiana	3	2	2	Tennessee	34	22	3
Iowa	1	3	1	Texas	32	28	5
Kansas	6	2	2	Utah	0	3	0
Kentucky	8	8	1	Vermont	0	1	0
Louisiana	6	15	3	Virginia	35	12	6
Maine	1	2	0	Washington	4	2	2
Maryland	26	12	6	West Virginia	3	4	0
Massachusetts	14	10	2	Wisconsin	2	4	0
Michigan	6	7	5	Wyoming	0	1	0
Minnesota	2	1	3	Not Reported	2	1	0
Mississippi	4	5	3				
Missouri	9	6	1	Other U.S. Territories & Possessions			
Montana	1	1	1	Guam	0	2	0
Nebraska	2	0	0	Puerto Rico	5	3	0
				Virgin Islands	1	0	0
				Total	1,939	667	131

DEGREES CONFERRED

Table 2.32 Degrees Conferred by Georgia County of Residence, Summer Semester 2000 - Spring Semester 2001

County	Bachelor's	Master's	Ph.D.	County	Bachelor's	Master's	Ph.D.	County	Bachelor's	Master's	Ph.D.
Appling	0	0	0	Fannin	1	0	0	Oglethorpe	0	0	0
Atkinson	0	0	0	Fayette	53	10	0	Paulding	2	0	0
Bacon	0	0	0	Floyd	11	1	1	Peach	2	1	0
Baker	0	0	0	Forsyth	10	0	0	Pickens	3	0	0
Baldwin	2	1	1	Franklin	1	0	0	Pierce	0	0	0
Banks	2	0	0	Fulton	177	90	7	Pike	1	0	0
Barrow	3	1	0	Gilmer	1	1	0	Polk	2	1	0
Bartow	5	1	0	Glascocock	0	0	0	Pulaski	0	0	0
Ben Hill	1	0	0	Glynn	5	0	0	Putnam	1	0	0
Berrien	0	0	0	Gordon	4	1	1	Quitman	0	1	0
Bibb	14	5	0	Grady	1	0	0	Rabun	1	0	0
Bleckley	0	0	0	Greene	0	0	0	Randolph	0	0	0
Brantley	0	0	0	Gwinnett	208	37	3	Richmond	28	1	1
Brooks	0	0	0	Habersham	5	0	0	Rockdale	19	2	0
Bryan	3	0	0	Hall	9	3	0	Schley	0	0	0
Bulloch	5	0	0	Hancock	0	0	0	Screven	2	0	0
Burke	1	0	0	Haralson	1	1	0	Seminole	0	0	0
Butts	2	0	0	Harris	1	1	0	Spalding	5	1	0
Calhoun	1	0	0	Hart	1	0	0	Stephens	2	0	0
Camden	0	1	0	Heard	0	0	0	Stewart	0	0	0
Candler	0	0	0	Henry	13	2	0	Sumter	2	0	0
Carroll	9	1	0	Houston	22	1	0	Talbot	0	0	0
Catoosa	4	0	0	Irwin	0	0	0	Taliaferro	0	0	0
Charlton	0	0	0	Jackson	2	0	0	Tattnall	0	0	0
Chatham	30	10	1	Jasper	1	0	0	Taylor	0	0	0
Chattahoochee	0	0	0	Jeff Davis	2	0	0	Telfair	1	0	0
Chattooga	1	0	0	Jefferson	3	0	0	Terrell	0	0	0
Cherokee	24	3	1	Jenkins	2	0	0	Thomas	9	0	0
Clarke	8	1	0	Johnson	0	0	0	Tift	4	0	0
Clay	1	0	0	Jones	2	0	0	Toombs	3	1	0
Clayton	43	3	0	Lamar	0	0	0	Towns	2	0	0
Clinch	0	0	0	Lanier	0	0	0	Treutlen	1	0	0
Cobb	217	45	3	Laurens	4	1	0	Troup	7	0	0
Coffee	2	1	0	Lee	0	0	0	Turner	0	0	0
Colquitt	2	0	0	Liberty	4	0	0	Twiggs	0	0	0
Columbia	32	5	0	Lincoln	0	0	0	Union	1	0	0
Cook	1	1	0	Long	0	0	0	Upson	1	0	0
Coweta	13	1	0	Lowndes	8	1	0	Walker	1	2	0
Crawford	1	0	0	Lumpkin	0	0	0	Walton	6	0	0
Crisp	3	0	0	Macon	1	0	0	Ware	4	0	0
Dade	0	0	0	Madison	1	0	0	Warren	0	0	0
Dawson	0	0	1	Marion	0	0	0	Washington	0	1	0
Decatur	0	0	1	McDuffie	5	0	0	Wayne	4	0	0
DeKalb	135	35	3	McIntosh	0	0	0	Webster	0	0	0
Dodge	1	0	0	Meriwether	0	0	1	Wheeler	0	0	0
Dooly	0	0	0	Miller	0	0	0	White	0	0	0
Dougherty	14	0	0	Mitchell	1	0	0	Whitfield	12	1	0
Douglas	26	0	0	Monroe	2	0	0	Wilcox	0	0	0
Early	3	0	0	Montgomery	2	1	0	Wilkes	0	0	0
Echols	0	0	0	Morgan	6	0	0	Wilkinson	0	0	0
Effingham	4	1	0	Murray	3	0	0	Worth	3	0	0
Elbert	0	0	0	Muscogee	18	5	0	Unknown*	19	21	3
Emanuel	4	1	0	Newton	2	0	0				
Evans	1	1	1	Oconee	6	0	0				
								Total	1,365	307	29

* Unknown = In-state students who gave no county designation.





DEGREES CONFERRED

Table 2.33 Degrees Conferred by Country of Residence, Summer Term 2000 - Spring Semester 2001

Country	Bachelor's	Master's	Ph.D.	Country	Bachelor's	Master's	Ph.D.
Algeria	0	1	0	Lebanon	1	1	0
Anguilla	0	0	1	Malaysia	2	0	0
Argentina	2	5	0	Mauritius	0	2	0
Azerbaijan	1	0	0	Mexico	0	10	2
Bangladesh	2	2	2	Morocco	1	0	0
Barbados	0	1	0	Nepal	1	0	0
Bermuda	1	0	0	Nigeria	3	1	0
Brazil	2	1	0	Norway	0	2	0
Bulgaria	0	1	0	Pakistan	11	6	0
Cameroon	2	0	1	Panama	1	3	0
Canada	1	7	1	Peru	0	1	0
Chile	1	1	0	Philippines	0	2	0
China	2	85	36	Romania	0	2	3
Colombia	2	10	1	Russia	0	5	0
Costa Rica	0	1	0	Saudi Arabia	1	0	1
Ecuador	0	2	0	Singapore	1	5	0
Egypt	0	2	0	Spain	0	2	0
El Salvador	1	2	0	Sri Lanka	1	1	0
Ethiopia	0	0	1	Sweden	0	1	1
France	5	30	1	Switzerland	0	1	1
Germany	2	1	1	Taiwan	1	14	3
Germany, Federal Republic of	0	17	4	Thailand	1	8	2
Ghana	4	2	1	Trinidad and Tobago	0	2	1
Greece	0	1	0	Turkey	1	28	3
Haiti	1	0	0	Ukraine	1	1	0
Hong Kong	1	1	0	Union of Sov. Soc. Republic	0	1	3
India	20	57	22	United Kingdom/Great Britain	2	5	1
Indonesia	2	5	1	Uruguay	1	0	0
Iran	0	1	5	Venezuela	1	2	2
Iraq	1	0	0	Vietnam	2	0	0
Israel	0	1	0	Yugoslavia	0	1	1
Ireland	0	1	0				
Italy	0	3	3	Total	96	414	124
Jamaica	2	1	0				
Japan	1	9	1				
Jordan	3	2	0				
Kenya	1	0	0				
Korea (South)	3	53	17				
Kuwait	0	0	1				
Kyrgyzstan	0	1	0				

DEGREES CONFERRED

Table 2.34 Bachelor's Degrees Conferred by College, Fiscal Years 1992 -2001

College	1992	1993	1994	1995	1996	1997	1998	1999	2000	2001
Architecture	49	125	69	69	63	50	41	52	49	42
Building Construction	23	28	31	34	32	21	32	32	26	16
Industrial Design	12	11	23	24	25	20	32	35	32	25
Total Architecture	84	164	123	127	120	91	105	119	107	83
Computer Science	97	87	70	74	89	79	102	158	207	256
Total Computing	97	87	70	74	89	79	102	158	207	256
Aerospace Engineering	64	63	52	37	35	35	32	50	29	51
Ceramic Engineering	1	1	4	3	3	1	—	—	—	—
Chemical Engineering	72	84	80	137	164	148	129	142	143	126
Civil Engineering	116	125	145	165	172	176	159	168	148	125
Computer Engineering	14	19	39	45	59	58	82	106	98	104
Electrical Engineering	302	333	304	270	305	259	239	235	223	224
Engineering Science & Mechanics	7	12	10	4	3	—	—	—	—	—
Industrial & Systems Engineering	254	256	215	222	289	264	279	302	289	287
Materials Engineering	12	16	25	21	19	16	25	19	15	—
Materials Science & Engineering	—	—	—	—	—	—	—	—	—	7
Mechanical Engineering	331	282	309	309	301	238	274	241	269	233
Nuclear & Radiological Eng.	7	7	12	8	13	10	9	0	5	3
Textiles	8	12	10	8	11	4	6	7	—	—
Polymer and Textile Chemistry	5	6	5	5	8	7	5	7	6	8
Textile Engineering	14	19	16	23	31	14	20	16	6	—
Textile Enterprise Management	—	—	—	—	—	—	—	—	6	3
Textile and Fiber Engineering	—	—	—	—	—	—	—	—	6	9
Total Engineering	1,207	1,235	1,226	1,257	1,413	1,230	1,259	1,293	1,243	1,180
Economics	16	7	6	7	14	13	19	15	8	6
History, Technology, and Society	1	2	11	11	12	10	12	11	14	17
International Affairs and Modern Lang.	—	—	—	—	—	—	—	—	—	2
International Affairs	7	37	37	42	44	46	29	38	50	51
Management	336	300	285	174	218	175	182	**	**	**
Management Science	11	8	13	5	10	16	9	**	**	**
Public Policy	—	—	—	—	—	—	—	—	—	4
Science, Technology, and Culture	1	3	3	10	7	5	14	14	18	17
Total Ivan Allen	369	362	347	254	311	258	262	78	90	97
Management	**	**	**	**	**	**	**	212	252	293
Management Science	**	**	**	**	**	**	**	16	7	1
Total Management	**	**	**	**	**	**	**	222	259	294
Applied Physics	14	8	13	9	8	3	0	1	1	**
Biology	45	46	33	53	76	45	76	61	50	53
Chemistry	22	29	24	30	43	31	34	36	25	15
Earth and Atmospheric Sciences	0	0	1	2	7	14	13	6	10	6
Mathematics	18	13	13	13	15	15	16	14	6	16
Physics	17	24	27	28	31	20	25	24	11	21
Psychology	11	7	8	20	9	8	20	16	18	14
Total Sciences	127	127	119	155	189	136	184	158	121	125
Total Bachelor's Degrees	1,884	1,975	1,885	1,867	2,122	1,794	1,912	2,028	2,027	2,035

**Management was included in the Ivan Allen College until 1998.





DEGREES CONFERRED

Table 2.35 Master's Degrees Conferred by College, Fiscal Years 1992-2001

College	1992	1993	1994	1995	1996	1997	1998	1999	2000	2001
Architecture	30	47	42	51	73	44	56	46	36	43
City Planning	21	25	39	44	35	39	30	28	47	29
Total Architecture	51	72	81	95	108	83	86	74	83	72
Bioengineering	—	—	—	—	—	—	1	0	0	—
Computer Science	53	69	65	64	50	46	30	55	50	55
Human - Computer Interaction	—	—	—	—	—	—	—	5	2	13
Total Computing	53	69	65	64	50	46	31	60	52	68
Aerospace Engineering	49	57	70	57	54	38	59	38	53	68
Bioengineering	—	—	—	1	0	0	1	2	4	2
Ceramic Engineering	3	7	6	6	8	7	1	—	—	—
Chemical Engineering	8	9	13	11	18	14	13	9	7	13
Civil Engineering	53	101	90	108	109	98	97	71	84	74
Electrical Engineering	203	224	252	219	216	172	186	189	42	—
Electrical & Computer Engineering	—	—	—	—	—	—	—	—	180	221
Engineering Science & Mechanics	4	5	6	3	1	4	1	1	2	3
Environmental Engineering	14	25	34	16	27	12	39	29	25	19
Health Physics	14	25	27	23	14	16	12	15	5	6
Health Systems	10	19	11	16	18	9	8	9	10	8
Industrial Engineering	78	88	66	58	64	63	51	71	75	98
Materials Science & Eng.	—	—	1	0	2	2	8	22	14	9
Mechanical Engineering	86	105	85	75	75	71	96	114	77	127
Metallurgical Engineering	3	7	8	5	4	7	0	—	—	—
Nuclear Engineering	8	4	3	11	2	4	4	1	1	4
Operations Research	23	24	25	22	9	17	13	20	25	17
Polymers	2	1	4	5	12	9	4	12	1	3
Quantitative & Comp. Finance	—	—	—	—	—	—	—	—	—	1
Statistics	6	6	5	9	4	2	1	2	2	3
Textiles	5	7	3	0	2	0	1	2	—	—
Textile and Fiber Engineering	3	9	8	9	7	11	7	3	5	4
Textile and Fiber Chemistry	—	—	4	0	4	2	2	4	2	1
Total Engineering	572	723	721	654	650	558	604	614	614	681
Economics	1	6	4	6	5	5	3	0	2	1
History of Technology	—	—	1	2	0	1	1	0	1	1
Human - Computer Interaction	—	—	—	—	—	—	—	3	1	5
Information, Design, and Tech.	—	—	—	10	13	10	15	11	15	18
International Affairs	—	—	—	—	—	—	15	13	14	28
Management	81	100	91	90	102	104	98	**	**	**
Management of Technology	—	—	—	—	—	20	32	**	**	**
Public Policy	10	13	6	14	11	16	13	17	11	7
Statistics	—	—	—	—	2	0	0	0	0	—
Technology and Science Policy	—	—	—	—	—	—	—	—	1	—
Total Ivan Allen	92	119	102	122	133	156	177	44	45	60
Management	**	**	**	**	**	**	**	84	103	101
Management of Technology	**	**	**	**	**	**	**	43	49	40
Total Management	**	**	**	**	**	**	**	127	152	141
Applied Physics	4	4	6	3	1	0	3	0	1	—
Bioinformatics	—	—	—	—	—	—	—	—	—	4
Biology	6	0	9	6	7	1	4	5	9	5
Chemistry	9	13	12	6	22	12	15	15	10	21
Earth and Atmospheric Sciences	9	9	17	6	9	10	6	6	13	6
Human - Computer Interaction	—	—	—	—	—	—	—	1	0	—
Mathematics	5	12	12	14	16	8	5	12	9	5
Physics	15	18	15	13	18	7	7	7	6	5
Psychology	8	7	15	7	14	11	12	10	8	10
Statistics	0	2	6	3	5	3	1	3	4	2
Total Sciences	56	65	92	58	92	52	53	59	60	58
Total Master's Degrees	824	1,048	1,061	993	1,033	895	951	978	1,006	1,080

**Management was included in the Ivan Allen College until 1998.

DEGREES CONFERRED

Table 2.36 Ph.D. Degrees Conferred by College, Fiscal Years 1992 -2001

College	1992	1993	1994	1995	1996	1997	1998	1999	2000	2001
Architecture	1	7	6	4	5	4	1	6	2	5
Total Architecture	1	7	6	4	5	4	1	6	2	5
Algorithms, Combinatorics, and Opt.	—	—	—	—	0	0	0	1	0	1
Computer Science	8	15	9	10	26	13	17	9	14	14
Total Computing	8	15	9	10	26	13	17	10	14	15
Aerospace Engineering	20	15	17	12	21	16	24	18	11	18
Bioengineering	—	—	—	—	—	—	2	1	1	1
Ceramic Engineering	1	1	2	3	1	1	1	1	—	—
Chemical Engineering	8	12	8	4	18	13	15	17	11	18
Civil Engineering	3	11	12	15	6	11	19	11	19	15
Electrical Engineering	48	31	46	39	52	54	60	58	10	—
Electrical and Computer Eng.	—	—	—	—	—	—	—	—	39	56
Engineering Science & Mechanics	2	3	1	0	3	1	0	1	1	1
Environmental Engineering	0	0	1	1	2	1	6	3	7	5
Industrial Engineering	16	20	12	14	24	14	11	16	10	10
Materials Science & Engineering	—	—	—	—	—	—	1	8	9	8
Metallurgical Engineering	3	3	5	3	8	8	3	—	—	—
Mechanical Engineering	23	24	29	21	25	22	28	27	32	38
Nuclear & Radiological Engineering	3	3	6	4	8	7	8	0	5	4
Textile Engineering	2	1	1	4	3	4	0	2	5	5
Total Engineering	129	124	140	120	171	152	178	163	160	179
History of Technology	—	—	—	—	1	0	0	1	0	1
Management	3	4	5	5	5	3	6	**	**	**
Public Policy	—	—	—	—	—	—	—	—	—	2
Total Ivan Allen	3	4	5	5	6	3	6	1	0	3
Management	**	**	**	**	**	**	**	2	3	5
Total Management	**	**	**	**	**	**	**	2	3	5
Algorithms, Combinatorics, and Opt.	0	0	0	0	0	0	0	1	3	1
Biology	3	4	7	2	6	3	4	2	5	5
Chemistry	14	17	13	13	6	13	19	15	21	15
Earth and Atmosphere	—	—	1	12	3	8	8	5	6	1
Geophysical Sciences	7	5	4	—	—	—	—	—	—	—
Mathematics	7	5	6	6	8	4	12	3	4	8
Physics	12	9	5	9	11	18	8	9	5	10
Psychology	4	6	6	8	10	6	10	11	7	8
Total Sciences	47	46	42	50	44	52	61	46	51	48
Total Ph.D. Degrees	188	196	202	189	252	224	263	228	230	255

**Management was included in the Ivan Allen College through 1998.

Table 2.37 Total Degrees Granted through Spring Semester 2001

Degree	Number Granted
Bachelor's	86,200
Master's	26,933
Ph.D.	4,340
Overall	117,473





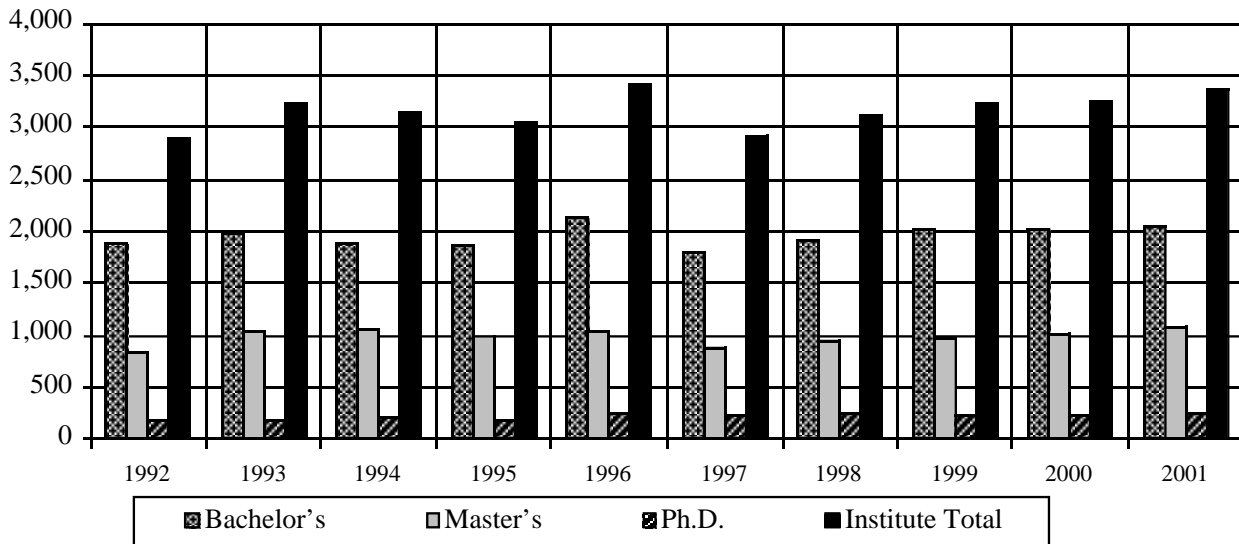
DEGREES CONFERRED

Table 2.38 Summary of Degrees Conferred, by College and Degree, Fiscal Years 1992 -2001

College	1992	1993	1994	1995	1996	1997	1998	1999	2000	2001
Bachelor's	84	164	123	127	120	91	105	119	107	83
Master's	51	72	81	95	108	83	86	74	83	72
Ph.D.	1	7	6	4	5	4	1	6	2	5
Total Architecture	136	243	210	226	233	178	192	199	192	160
Bachelor's	97	87	70	74	89	79	102	158	207	256
Master's	53	69	65	64	50	46	31	60	52	68
Ph.D.	8	15	9	10	26	13	17	10	14	15
Total Computing	158	171	144	148	165	138	150	228	273	339
Bachelor's	1,207	1,235	1,226	1,257	1,413	1,230	1,259	1,293	1,243	1,180
Master's	579	723	721	654	650	558	604	614	614	681
Ph.D.	129	124	140	120	171	152	178	163	160	179
Total Engineering	1,915	2,082	2,087	2,031	2,234	1,940	2,041	2,070	2,017	2,040
Bachelor's	369	362	347	254	311	258	262	78	90	97
Master's	92	119	102	122	133	156	177	44	45	60
Ph.D.	3	4	5	5	6	3	6	1	0	3
Total Ivan Allen	464	485	454	381	450	417	445	123	135	160
Bachelor's	*	*	*	*	*	*	*	222	259	294
Master's	*	*	*	*	*	*	*	127	152	141
Ph.D.	*	*	*	*	*	*	*	2	3	5
Total Management	*	*	*	*	*	*	*	351	414	440
Bachelor's	127	121	119	155	189	136	184	158	121	125
Master's	56	65	92	58	92	52	53	59	60	58
Ph.D.	47	46	42	50	44	52	61	46	51	48
Total Science	230	232	253	263	325	240	298	263	232	231
Bachelor's	1,884	1,975	1,885	1,867	2,122	1,794	1,912	2,028	2,027	2,035
Master's	831	1,048	1,061	993	1,033	895	951	978	1,006	1,080
Ph.D.	188	196	202	189	252	224	263	228	230	255
Institute Total	2,903	3,213	3,148	3,049	3,407	2,913	3,126	3,234	3,263	3,370

*Management was included in the Ivan Allen College through 1998.

**Fig. 2.10 Total Degrees Conferred
Fiscal Years 1992-2001**



GRADUATION RATES

Table 2.39 Graduation Rates for Entering Freshmen

Entering Class Summer/Fall	Graduated by 4th Year	Graduated by 5th Year	Graduated by 6th Year	Graduated by 7th Year
1990	19%	52%	66%	69%
1991	19%	56%	68%	70%
1992	20%	56%	69%	72%
1993	20%	56%	69%	71%
1994	18%	57%	69%	
1995	21%	57%	68%	
1996	23%	59%		
1997	24%			

** Note: The six year graduation rate is the official rate according to the IPEDS Graduation Rate Survey definition. Starting with 1993, cohorts include students beginning Summer or Fall who are full-time for Fall. Graduation rates published in the 1998 Fact Book were calculated using a different formula.

RETENTION RATES

Table 2.40 Retention Rates for Entering Freshmen

Entering Class Summer/Fall	Retained After 1 Year	Retained After 2 Years	Retained After 3 Years	Retained After 4 Years	Retained After 5 Years	Retained After 6 Years
1990	86%	76%	71%	70%	70%	69%
1991	86%	78%	73%	72%	71%	71%
1992	87%	78%	72%	72%	72%	71%
1993	85%	78%	74%	72%	72%	71%
1994	85%	78%	73%	73%	72%	73%
1995	85%	76%	73%	71%	71%	71%
1996	85%	77%	73%	72%	71%	
1997	86%	79%	75%	74%		
1998	86%	80%	77%			
1999	90%	83%				
2000	90%					

** Note: Starting with 1993, cohorts include students beginning Summer or Fall who are full-time for Fall. Retention is defined as being enrolled or having graduated.





CAREER SERVICES

Career Services is located in the Bill Moore Student Success Center. The office serves the Georgia Tech community with a variety of services, including career counseling and planning, opportunities for full-time, summer intern and part-time employment. One of the primary objectives of the office is to offer career education to students and assist them in attaining career and employment goals. The center conducts workshops and seminars on a variety of career related subjects—interviewing skills, resume preparation, networking, etc. A library is available that includes information on specific employers, governmental services, and employment-related publications as well as local and national salary data, career planning, and graduate and professional school information. In addition, the office refers resumes for employer review.

Assistance is available to employers in the planning, implementation, and administration of programs that encourage effective corporate-campus relations at Georgia Tech.

Over 800 employer visits occurred on-campus with the Career Services Office during the year. These employers represent a substantial number of the Fortune 500 corporations, as well as many state and regional organizations.

Table 2.41 Top Interviewing Companies, Fiscal Years 1999-2001

1998-99	1999-00	2000-01
Andersen Consulting	Andersen Consulting	Accenture
Ernst & Young	Ford Motor Company	Cap Gemini/Ernst and Young
Ford Motor Company	General Motors	Deloitte Consulting
General Electric Company	IBM	General Motors
IBM	Intel	General Electric
Lucent Technologies	Lucent Technologies	IBM
Manhattan Associates	Microstrategy	Intel
Milliken and Company	Motorola	Motorola
Nortel Networks	Nortel Networks	PricewaterhouseCoopers
Procter & Gamble	Radiant Systems	Radiant Systems
		Sprint

Table 2.42 Average Reported Starting Annual Salaries by College and Degree, Fiscal Year 2000-2001

College	Bachelor's	Master's	Ph.D.
Architecture	\$37,022	\$47,057	\$53,000
Computing	\$55,398	\$60,817	N/A
Engineering	\$48,978	\$58,787	\$81,950
Ivan Allen	\$32,250	\$68,333	N/A
Management	\$43,569	\$83,120	N/A
Sciences	\$29,633	\$51,667	N/A

CAREER SERVICES

Table 2.43 Reported Starting Annual Salary Comparisons by Major and Degree, Fiscal Years 2000 and 2001

Major	Degree	2000	2001	Percent Change
Aerospace Engineering	Bachelor's	\$46,802	\$51,865	+11%
	Master's	\$54,500	\$56,000	+3%
	Ph.D.	\$60,000	\$68,400	+14%
Architecture	Bachelor's	\$28,625	\$31,583	+10%
	Master's	\$42,500	\$50,000	+18%
	Ph.D.	N/A	\$53,000	N/A
Applied Biology	Ph.D.	\$60,000	N/A	N/A
Biology	Bachelor's	\$32,214	\$28,600	-11%
	Ph.D.	\$35,000	\$24,500	-30%
Bioengineering	Master's	\$50,000	N/A	N/A
Building Construction	Bachelor's	\$44,214	\$42,111	-5%
Chemical Engineering	Bachelor's	\$46,721	\$50,348	+8%
	Master's	N/A	\$43,000	N/A
	Ph.D.	\$78,667	\$53,500	-32%
Chemistry	Bachelor's	\$28,000	\$31,150	+11%
	Master's	\$59,500	\$70,000	+18%
	Ph.D.	\$56,000	\$40,277	-28%
City Planning	Master's	\$42,875	\$45,880	+7%
Civil Engineering	Bachelor's	\$38,760	\$39,478	+2%
	Master's	\$44,000	\$48,916	+11%
	Ph.D.	\$59,000	\$45,333	-23%
Computer Engineering	Bachelor's	\$48,992	\$56,434	+15%
Computer Science	Bachelor's	\$53,937	\$55,395	+3%
	Master's	\$60,500	\$66,225	+9%
Earth and Atmospheric Sciences	Doctoral	\$54,000	N/A	N/A
Electrical Engineering	Bachelor's	\$47,996	\$51,015	+6%
	Master's	\$62,738	\$65,722	+5%
	Ph.D.	\$73,063	\$89,818	+23%
Environmental Engineering	Master's	\$56,667	\$42,000	-26%
	Ph.D.	\$44,000	N/A	N/A
Health Physics	Master's	\$49,500	N/A	N/A
Health Systems	Master's	\$56,200	N/A	N/A
History, Technology, and Society	Bachelor's	\$30,000	\$25,000	-17%
Industrial Design	Bachelor's	\$39,125	\$50,166	+28%
Industrial and Systems Engineering	Bachelor's	\$47,427	\$48,996	+3%
	Master's	\$58,222	\$66,967	+15%
	Ph.D.	N/A	\$90,000	N/A





CAREER SERVICES

Table 2.43 Reported Starting Annual Salary Comparisons by Major and Degree, Fiscal Year 2000 and 2001 – *Continued*

Major	Degree	2000	2001	Percent Change
International Affairs	Bachelor's	\$32,925	\$32,500	-9%
	Master's	\$36,000	\$80,000	+122%
Management	Bachelor's	\$40,330	\$43,569	+8%
	Master's	\$75,057	\$82,517	+10%
Management Science	Bachelor's	\$49,000	N/A	N/A
Materials Science and Engineering	Bachelor's	\$38,475	\$55,000	+43%
	Master's	\$66,900	\$14,440	-78%
	Ph.D.	\$62,800	\$78,000	+24%
Mathematics	Bachelor's	\$44,500	\$28,666	-36%
	Master's	\$40,000	N/A	N/A
	Ph.D.	\$43,000	\$56,565	+32%
Mechanical Engineering	Bachelor's	\$46,795	\$47,529	+2%
	Master's	\$53,600	\$61,944	+16%
	Ph.D.	\$58,700	\$76,888	+31%
Nuclear Engineering	Ph.D.	N/A	\$39,600	N/A
Operations Research	Master's	\$54,000	N/A	N/A
Polymers and Textile Chemistry	Bachelor's	N/A	\$50,000	N/A
Physics	Bachelor's	N/A	\$21,000	N/A
	Master's	\$75,000	N/A	N/A
	Ph.D.	\$47,500	N/A	N/A
Psychology	Bachelor's	\$50,000	\$39,000	-22%
	Ph.D.	\$96,000	\$34,000	-65%
Public Policy	Master's	\$40,000	\$50,000	+25%
Science, Technology and Culture	Bachelor's	\$40,167	\$36,500	-9%
Textile Engineering	Bachelor's	\$47,750	\$50,004	+5%
	Ph.D.	\$58,500	\$73,720	+26%



CHAIRS AND PROFESSORSHIPS

Table 3.1 Chair and Professorship Holders

Name of Chair or Professorship	Chair Holder	Department, School or College
College of Architecture		
Harry West Chair in Quality Growth & Regional Development	Vacant	City Planning
College of Computing		
Frederick G. Storey Chair in Computing	Richard Lipton	College of Computing
John P. Imlay Jr. Chair in Computing	Calton Pu	College of Computing
John P. Imlay Jr. Dean's Chair in Computing	Peter Freeman	College of Computing
Stephen Fleming Chair in Telecommunications	James Foley	College of Computing
Ivan Allen College		
H. Bruce McEver Visiting Chair in Writing	Vacant	Literature, Communication, & Culture
James and Mary Wesley Chair in New Media Studies	Jay D. Bolter	Literature, Communication, & Culture
Margaret and Henry Bourne Chair in Poetry	Thomas Lux	Literature, Communication, & Culture
Melvin Kranzberg Chair in History of Science and Technology (Formerly Fuller E. Callaway Chair)	Gerhard J. M. Krige	History, Technology, & Society
College of Management		
Fuller E. Callaway Chair in the College of Management	Eugene E. Comiskey	Management
Hal and John Smith Chair of Small Business and Entrepreneurship	Vacant	Management
INVESCO Chair in International Finance	Charles Mulford	Management
Lawrence P. Huang Chair in Engineering Entrepreneurship	David Ku	Management
Tedd Munchak Chair in Entrepreneurship	Terry Blum	Management
Thomas R. Williams Chair in Business & Management (Formerly First National Bank Endowed Chair)	Cheol S. Eun	Management
College of Sciences		
Blanchard Junior Faculty Professorship	Robert Dickson	Chemistry & Biochemistry
Blanchard Junior Faculty Professorship	Suzanne Shuker	Chemistry & Biochemistry
Elizabeth Smithgall Watts Chair in Behavioral & Animal Conservation	Terry Maple	Psychology
Fuller E. Callaway Chair in Computational Materials Science	Uzi Landman	Physics
Georgia Research Alliance Eminent Scholar in Molecular Design	Vacant	Chemistry & Biochemistry
Georgia Research Alliance Eminent Scholar in Sensors & Instrumentation	Jiri Janata	Chemistry & Biochemistry
Georgia Research Alliance/Lucent Technologies Eminent Scholar in Ultrafast Optical Physics	Rick Trebino	Physics
Georgia Power/Georgia Research Alliance Eminent Scholar in Air Quality	Vacant	Earth & Atmospheric Sciences
Glen P. Robinson Chair in Non-Linear Science	Predrag Cvitanovic	Physics
Harry and Linda Teasley Chair in Environmental Biology	Mark Hay	Biology
Julius Brown Chair in the School of Chemistry & Biochemistry	Mostafa A. El-Sayed	Chemistry & Biochemistry
Smithgall Institute Chair	Alfred H. Merrill	Biology
Smithgall Institute Chair	William Chameides	Earth & Atmospheric Sciences
Vasser Woolley Chair in the School of Chemistry & Biochemistry	Gary B. Schuster	Chemistry & Biochemistry
College of Engineering		
A. Russell Chandler II Chair for Distinguished Faculty in the School of Industrial & Systems Engineering	George L. Nemhauser	Industrial & Systems Engineering
Anderson-Interface Chair of Natural Systems	Vacant	Industrial & Systems Engineering

Source: Office of the Vice Provost for Undergraduate Studies and Academic Affairs

CHAIRS AND PROFESSORSHIPS

Table 3.1 Chair and Professorship Holders - Continued

Name of Chair or Professorship	Chair Holder	Department, School or College
<i>College of Engineering - Continued</i>		
Arbutus Distinguished Chair in Digital System Design	Vacant	Electrical & Computer Engineering
B. Mifflin Hood Professorship in Ceramic Engineering	Joe K. Cochran	Materials Engineering
Boeing Professorship of Advanced Aerospace Systems Analysis	Dimitri Mavris	Aerospace Engineering
Carter N. Paden Distinguished Chair	David McDowell	Mechanical Engineering
Cecil J. "Pete" Silas Chair in Chemical Engineering	Ronald W. Rousseau	Chemical Engineering
Coca-Cola Chair in Material Handling & Distribution in the School of Industrial and Systems Engineering	Ellis L. Johnson	Industrial & Systems Engineering
Coca-Cola Professorship in Industrial & Systems Engineering	Vacant	Industrial & Systems Engineering
Coca-Cola Professorship in Industrial & Systems Engineering	Vacant	Industrial & Systems Engineering
David S. and Andrew F. Lewis Chair in Aerospace Engineering	Vacant	Aerospace Engineering
David S. Lewis Chair in Aerospace Engineering	Ben Zinn	Aerospace Engineering
Demetrius T. Paris Junior Professorship	Linda M. Wills	Electrical & Computer Engineering
Duke Power Professorship in Engineering	Ronald Harley	Electrical & Computer Engineering
Eugene C. Gwaltney, Jr. Chair in Mechanical Engineering	Ward O. Winer	Mechanical Engineering
Eugene C. Gwaltney, Jr. Chair in Manufacturing Systems	Leon F. McGinnis	Industrial & Systems Engineering
Fred and Teresa Estrada Young Professorship in Engineering	Jorge A. Vanegas	College of Engineering
Fuller E. Callaway Chair in Nuclear Engineering & Health Physics	Weston M. Stacey, Jr.	Mechanical Engineering
George W. Woodruff Chair in Mechanical Systems	Jerry H. Ginsberg	Mechanical Engineering
George W. Woodruff Chair in Thermal Systems	Ari Glezer	Mechanical Engineering
Georgia Freight Bureau Chair in Transportation and Logistics	Chelsea White	Industrial & Systems Engineering
Georgia Power Distinguished Professorship in Environmental Engineering	Armistead Russell	Civil & Environmental Engineering
Georgia Power Professorship in Nuclear Engineering	S.I. Abdel-Khalik	Mechanical Engineering
Georgia Power Professorship in the School of Electrical & Computer Engineering	Hans Puttgen	Electrical & Computer Engineering
Georgia Power Professorship in the School of Electrical & Computer Engineering	Ajeet Rohatgi	Electrical & Computer Engineering
Georgia Power Professorship in the School of Mechanical Engineering	Richard Salant	Mechanical Engineering
Georgia Research Alliance Eminent Scholar in Environmental Technologies	Jean-Lou Chameau	Civil & Environmental Engineering
H. Milton and Carolyn J. Stewart Chair in Industrial and Systems Engineering	William B. Rouse	Industrial & Systems Engineering
Hercules-Gossage Chair in Chemical Engineering	Vacant	Chemical Engineering
HUSCO/Ramirez Chair in Fluid Power Systems	Wayne Book	Mechanical Engineering
J. Erskine Love, Jr. Institute Chair in Engineering	Charles Eckert	Chemical Engineering
John E. Pippin Chair & Georgia Research Alliance Eminent Scholar in Wireless Systems	Nikil Jayant	Electrical & Computer Engineering
John E. Pippin Chair in Electromagnetics	Glenn Smith	Electrical & Computer Engineering
John H. Weitnaur, Jr. Technology Transfer Chair	John A. Copeland	Electrical & Computer Engineering
John M. McKenney and Warren D. Shiver Chair in Building Mechanical Systems	Vacant	Mechanical Engineering
John O. McCarty/Audichron Chair in the School of Electrical & Computer Engineering	Ronald W. Schafer	Electrical & Computer Engineering
John P. Hunter, Jr. in Industrial & Systems Engineering	Vacant	Industrial & Systems Engineering
Joseph M. Pettit Chair in Electrical & Computer Engineering	James D. Meindl	Electrical & Computer Engineering
Joseph M. Pettit Chair in Electronics	Rao Tummala	Electrical & Computer Engineering
Joseph M. Pettit Professorship of Electrical & Computer Engineering	Mark G. Allen	Electrical & Computer Engineering
Joseph M. Pettit Professorship of Electrical & Computer Engineering	April S. Brown	Electrical & Computer Engineering
Joseph M. Pettit Professorship of Electrical & Computer Engineering	Nan Marie Jokerst	Electrical & Computer Engineering
Joseph M. Pettit Professorship of Electrical & Computer Engineering	Joy Laskar	Electrical & Computer Engineering
Joseph M. Pettit Professorship of Electrical & Computer Engineering	Gordon L. Stuber	Electrical & Computer Engineering
Julian T. Hightower Chair in Engineering	Edward W. Kamen	College of Engineering





CHAIRS AND PROFESSORSHIPS

Table 3.1 Chair and Professorship Holders - *Continued*

Name of Chair or Professorship	Chair Holder	Department, School or College
College of Engineering - <i>Continued</i>		
Julian T. Hightower Chair in Engineering	Allen Tannenbaum	College of Engineering
Julius Brown Chair in the School of Electrical & Computer Engineering	Thomas K. Gaylord	Electrical & Computer Engineering
Kenneth J. Byers Eminent Scholars in Microelectronics	Vacant	Electrical & Computer Engineering
Kenneth J. Byers Professorship in Electrical & Computer Engineering	Ian F. Akyildiz	Electrical & Computer Engineering
Kenneth J. Byers Professorship in Electrical & Computer Engineering	Kevin F. Brennan	Electrical & Computer Engineering
Kenneth J. Byers Professorship in Electrical & Computer Engineering	James H. McClellan	Electrical & Computer Engineering
Lawrence L. Gellerstedt, Jr. Chair in Bioengineering	Don Giddens	Biomedical Engineering
Lockheed Martin Professorship in Avionics Integration	Eric N. Johnson	Aerospace Engineering
Manhattan Associates Chair in Supply Chain Management	John Bartholdi	Industrial & Systems Engineering
Morris M. Bryan, Jr. Chair in Mechanical Engineering for Advanced Manufacturing Systems	Steven Danyluk	Mechanical Engineering
Motorola Chair in Electrical and Computer Engineering	Vacant	Electrical & Computer Engineering
Motorola Professorship in Electrical & Computer Engineering	Gary S. May	Electrical and Computer Engineering
ON Semiconductor Professorship in Electrical & Computer Engineering	J. Stevenson Kenney	Electrical & Computer Engineering
Parker H. Petit Chair for Engineering in Medicine Scholar in Wireless Systems	Robert M. Nerem	Mechanical Engineering
Price Gilbert, Jr. Chair in Tissue Engineering	Barbara Boyan	College of Engineering
Rae and Frank H. Neely Chair in Nuclear Engineering & Health Physics	Peter H. Rogers	Mechanical Engineering
Rhesa Farmer Chair in Embedded Systems	Vacant	Electrical & Computer Engineering
Roberto C. Goizueta Chair in Chemical Engineering	William Koros	Chemical Engineering
Russell & Sammie Chandler Chair in Industrial and Systems Engineering	Vacant	Industrial & Systems Engineering
Schlumberger Professorship in Microelectronics	Philip E. Allen	Electrical & Computer Engineering
Steve W. Chaddick Chair in Electro-Optics	Vacant	Electrical & Computer Engineering
Steve W. Chaddick School Chair in Electrical & Computer Engineering	Roger P. Webb	Electrical & Computer Engineering
United Parcel Services Distinguished Professorship in Logistics	Vacant	Industrial & Systems Engineering
Wallace H. Coulter Chair in Biomedical Engineering	Vacant	Biomedical Engineering
William R. T. Oakes Chair in Aerospace Engineering	Robert G. Loewy	Aerospace Engineering
William W. LaRoche, Jr. Distinguished Chair in Chemical Engineering	Dennis W. Hess	Chemical Engineering
Georgia Tech Research Institute		
Glen P. Robinson Chair in Electro-Optics	Gary Gimmestad	Georgia Tech Research Institute
Office of the President		
William B. Turner Chair in Servant Leadership	Arnold Stancell	Office of the President

FACULTY DEGREES

Table 3.2 Institutions Awarding Highest Degrees, as of June 2001

Number per Institution	Institution
59	Georgia Institute of Technology
54	Massachusetts Institute of Technology
40	Stanford University
38	University of California, Berkeley
33	University of Illinois, Urbana-Champaign
25	Cornell University; University of Michigan
23	Ohio State University
20	University of Wisconsin, Madison
17	Columbia University; University of Texas, Austin
16	California Institute of Technology; Carnegie-Mellon University; University of Pennsylvania
14	Purdue University
11	Harvard University; University of California, Los Angeles; University of Florida
10	Northwestern University; Rice University; University of Chicago; University of Georgia; University of North Carolina, Chapel Hill
9	Brown University; Princeton University; University of Washington
8	Johns Hopkins University; North Carolina State University; Pennsylvania State University; University of Maryland
7	University of Minnesota; University of Southern California; Yale University
6	University of Delaware; University of Rochester
5	Florida State University; Michigan State University; University of California, Davis; University of Pittsburgh; University of Virginia
4	Duke University; Emory University; Georgia State University; Indiana University; New York University; State University of New York, Stony Brook; Syracuse University; University of California, Santa Barbara; University of California, Irvine; University of Colorado; University of Houston; University of Iowa; University of London; Vanderbilt University
3 and under	116 different institutions
Total	835 Academic Faculty



FACULTY PROFILE

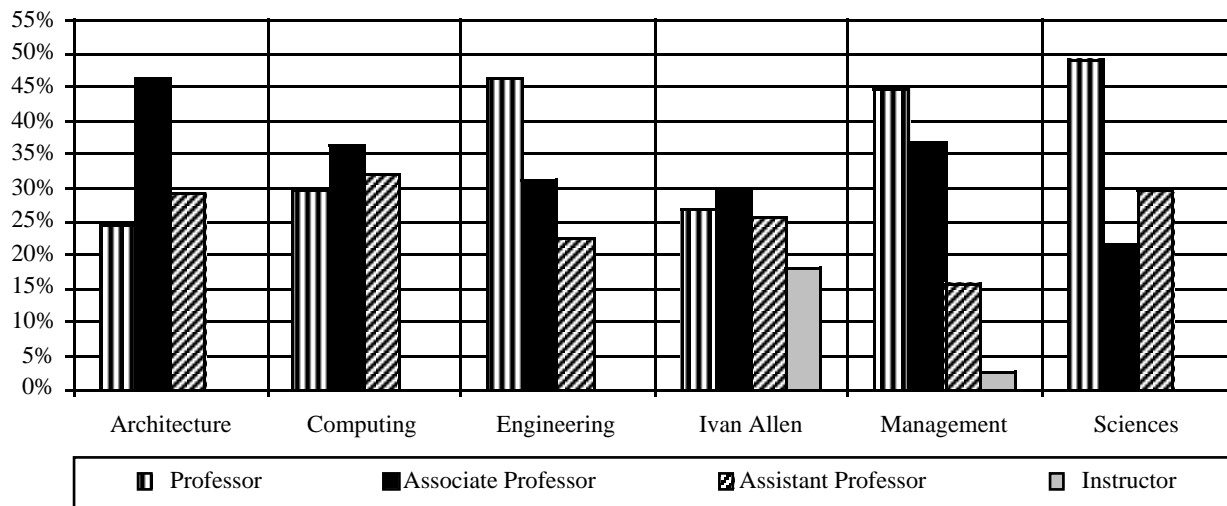
Table 3.3 Full-time Teaching Faculty Distribution by College, as of June 2001

College	By Rank										Total #
	Professor		Associate Professor		Assistant Professor		Instructor		Lecturer		
	#	%	#	%	#	%	#	%	#	%	
Architecture	10	24.4	19	46.3	12	29.3	0	0.0	0	0.0	41
Computing	13	29.5	16	36.4	14	31.8	0	0.0	1	2.3	44
Engineering	149	46.1	101	31.3	72	22.3	0	0.0	1	0.3	323
Ivan Allen	29	26.6	32	29.4	28	25.7	20	18.3	0	0.0	109
Management	17	44.7	14	36.8	6	15.8	1	2.6	0	0.0	38
Sciences	75	49.0	33	21.6	45	29.4	0	0.0	0	0.0	153
Total	293	41.4	215	30.4	177	25.0	21	3.0	2	0.3	708

College	By Highest Degree						Total #
	Ph.D.		Master's		Bachelor's/Other		
	#	%	#	%	#	%	
Architecture	21	51.2	20	48.8	0	0.0	41
Computing	43	97.7	0	0.0	1	2.3	44
Engineering	322	99.7	0	0.0	1	0.3	323
Ivan Allen	88	80.7	21	19.3	0	0.0	109
Management	37	97.4	1	2.6	0	0.0	38
Sciences	153	100.00	0	0.0	0	0.0	153
Total	664	93.8	42	5.9	2	0.3	708

College	By Race and Sex						Total #
	Black Male	White Male	Other Male	Black Female	White Female	Other Female	
	Architecture	0	31	1	2	7	
Computing	0	24	12	0	7	1	44
Engineering	9	226	55	1	27	5	323
Ivan Allen	2	62	5	3	33	4	109
Management	0	19	15	0	4	0	38
Sciences	2	124	15	0	8	4	153
Total	13	486	103	6	86	14	708

Fig. 3.1 Percentage Faculty Distribution by Rank As of June 2001



Note: Includes only those persons with academic rank; does not include academic administrators, or those on leave of absence.

FACULTY PROFILE

Table 3.4 Full-time Teaching Faculty Distribution by Gender, Percent Tenured, and Doctorates, as of June 2001

College	Professor		Associate Professor		Assistant Professor		Instructor		Lecturer		Total		% Ten.	% Ph.D.
	M	F	M	F	M	F	M	F	M	F	M	F		
College of Architecture	9	1	14	5	9	3	0	0	0	0	32	9	58.5	51.2
College of Computing	12	1	12	4	11	3	0	0	1	0	36	8	52.3	97.7
Aerospace Engineering	16	0	3	0	5	1	0	0	1	0	25	1	65.4	96.2
Biomedical Engineering	2	0	3	0	1	2	0	0	0	0	6	2	37.5	100.0
Chemical Engineering	16	1	8	1	5	0	0	0	0	0	29	2	74.2	100.0
Civil Engineering	14	0	14	1	6	5	0	0	0	0	34	6	70.0	100.0
Electrical Engineering	40	1	20	4	15	1	0	0	0	0	75	6	70.4	100.0
Industrial & Systems Eng.	15	2	15	2	8	5	0	0	0	0	38	9	63.8	100.0
Materials Engineering	12	0	1	2	0	0	0	0	0	0	13	2	80.0	100.0
Mechanical Engineering	26	0	19	0	9	4	0	0	0	0	54	4	72.4	100.0
Textile & Fiber Engineering	2	0	5	1	2	0	0	0	0	0	9	1	70.0	100.0
Regional Engineering Program	2	0	2	0	3	0	0	0	0	0	7	0	0.0	100.0
College of Engineering	145	4	90	11	54	18	0	0	1	0	290	33	67.8	99.7
Economics	2	1	1	0	3	1	0	0	0	0	6	2	50.0	100.0
Public Policy	3	3	3	1	3	0	0	0	0	0	9	4	69.2	100.0
History, Technology, & Soc.	5	1	4	1	1	2	0	0	0	0	10	4	64.3	100.0
International Affairs	5	0	4	0	2	3	0	0	0	0	11	3	50.0	100.0
Literature, Comm., & Culture	5	1	6	5	5	6	8	5	0	0	26	20	37.0	54.3
Modern Languages	0	2	4	3	3	2	0	0	0	0	7	7	57.1	100.0
Ivan Allen College	21	8	22	10	15	13	11	9	0	0	69	40	49.5	80.7
College of Management	16	1	11	3	6	0	1	0	0	0	34	4	78.9	100.0
Biology	6	0	6	1	5	1	0	0	0	0	17	2	57.9	100.0
Chemistry & Biochemistry	14	0	2	0	11	2	0	0	0	0	27	2	51.7	100.0
Earth & Atmospheric Science	10	0	3	2	4	0	0	0	0	0	17	2	57.9	100.0
Mathematics	21	0	9	1	10	0	0	0	0	0	40	1	70.7	100.0
Physics	16	1	3	0	7	0	0	0	0	0	26	1	74.1	100.0
Psychology	5	1	3	2	2	0	0	0	0	0	10	3	84.6	100.0
Health & Performance Sci.	1	0	0	1	3	0	0	0	0	0	4	1	40.0	100.0
College of Sciences	73	2	26	7	42	3	0	0	0	0	141	12	64.7	100.0
Institute Total	276	17	175	40	137	40	12	9	2	0	602	106	63.4	93.9
Percentage of Total	39.0	2.4	24.7	5.6	19.4	50.6	1.7	10.3	0.3	0.0	85.0	15.0		

Note: Includes only those persons with academic rank; does not include academic administrators, or those on leave of absence.





FACULTY PROFILE

Table 3.5 Academic Faculty Distribution by Position Classification, as of June 2001

	By Rank					Total
	Professor	Associate Professor	Assistant Professor	Instructor	Lecturer	
Full-time Teaching Faculty	293	215	177	21	2	708
General Administrators	5	0	1	0	0	6
Academic Administrators	52	5	0	0	0	57
Librarians	0	0	2	0	0	2
On-leave	13	21	14	0	0	48
Part-time Faculty*	5	7	2	0	0	14
Total	368	248	196	21	2	835

	By Highest Degree			
	Ph.D.	Master's	Bachelor's/Other	Total
Full-time Teaching Faculty	664	42	2	708
General Administrators	6	0	0	6
Academic Administrators	57	0	0	57
Librarians	0	2	0	2
On-leave	47	1	0	48
Part-time Faculty*	12	2	0	14
Total	786	47	2	835

	By Race and Sex								Grand Total
	Black Male	White Male	Other Male	Total Male	Black Female	White Female	Other Female	Total Female	
Full-time Teaching Faculty	13	486	103	502	6	86	14	106	708
General Administrators	1	4	0	5	0	1	0	1	6
Academic Administrators	0	47	2	49	0	8	0	8	57
Librarians	0	0	0	0	1	1	0	2	2
On-leave	2	25	8	35	2	10	1	13	48
Part-time Faculty*	0	7	5	12	0	2	0	2	14
Total	16	569	118	703	9	108	15	132	835

* Includes only those part-time faculty (less than .75 EFT) who are on contract; does not include part-time faculty who are hired on a per course, per quarter basis as needed.

Source: Office of the Vice Provost for Undergraduate Studies and Academic Affairs

STAFF PROFILE

Table 3.6 Total Employee Profile by EEO Category, September 2001*

EEO Code	Category	White		Black		Hispanic		Asian		American Indian		Total		Grand Total
		M	F	M	F	M	F	M	F	M	F	M	F	
1	Executive, Admin., Managerial	272	216	32	57	1	1	5	9	0	1	310	284	594
2	Instructional Faculty/Librarians	512	134	12	11	9	1	100	15	2	0	635	161	796
3	Research Faculty and Other Pro.	667	319	40	178	8	4	45	13	2	1	762	515	1,277
4	Clerical and Secretarial	14	155	29	239	1	3	0	6	0	0	44	403	447
5	Technical and Paraprofessional	220	80	54	30	3	1	12	12	0	0	289	123	412
6	Skilled Crafts	75	1	39	2	1	0	0	0	0	0	115	3	118
7	Service and Maintenance	54	15	168	134	6	7	1	1	0	0	229	157	386
	Total	1,814	920	374	651	29	17	163	56	4	2	2,384	1,646	4,030

* Includes regular GT employees with benefits excluding postdoctoral fellows.
EEO = Equal Employment Opportunity

Source: Office of Human Resources

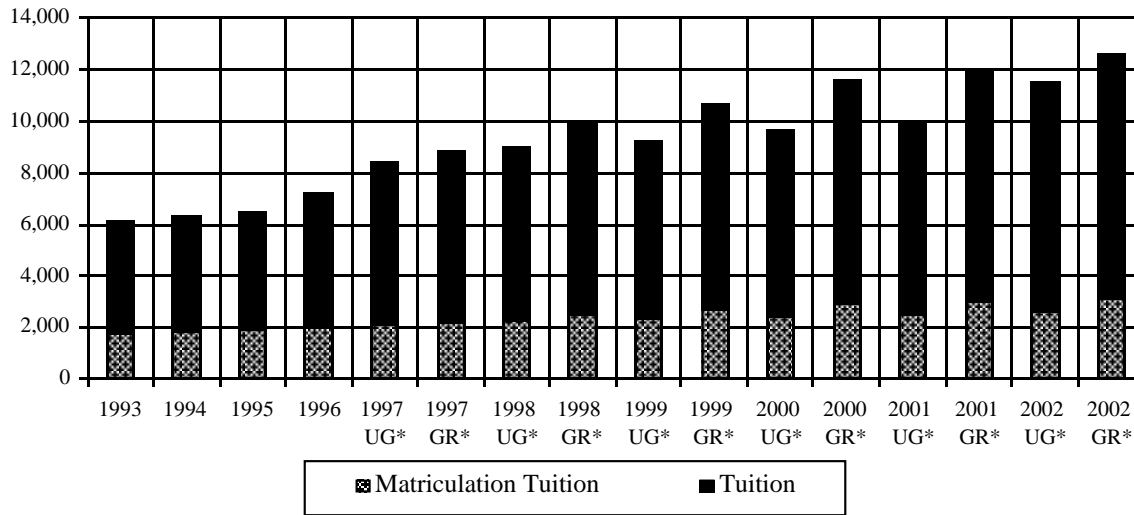


TUITION AND FEES

Table 4.1 Matriculation and Nonresident Tuition Fees, Fiscal Years 1993-2002

Fiscal Year	Matriculation Fee (Resident and Nonresident)	Nonresident Tuition Fee	Total Nonresident Fee (Matriculation and Tuition)
1993	1,791	4,326	6,117
1994	1,845	4,455	6,300
1995	1,899	4,590	6,489
1996	1,995	5,181	7,176
1997 - Undergraduate	2,115	6,261	8,376
1997 - Graduate	2,200	6,573	8,793
1998 - Undergraduate	2,241	6,720	8,961
1998 - Graduate	2,472	7,416	9,888
1999 - Undergraduate	2,310	6,930	9,240
1999 - Graduate	2,670	8,010	10,680
2000 - Undergraduate	2,414	7,242	9,656
2000 - Graduate	2,896	8,688	11,584
2001 - Undergraduate	2,506	7,518	10,024
2001 - Graduate	3,006	9,018	12,024
2002 - Undergraduate	2,632	8,896	11,528
2002 - Graduate	3,156	9,468	12,624

**Fig. 4.1 Matriculation and Nonresident Tuition Fees
Fiscal Years 1993 through 2002**



* UG = Undergraduate / GR = Graduate

Table 4.2 Estimated Academic Year Cost for Resident Undergraduate Student 1997-1998 to 2001-2002

	1997-98	1998-99	1999-00	2000-01	2002-02
Matriculation (Full-time Student)	\$2,241	\$2,310	\$2,414	\$2,506	\$2,632
Other Mandatory Fees:					
Student Activity	144	150	150	150	156
Student Athletic	99	99	100	100	106
Student Health	201	213	222	222	226
Transportation	66	69	72	72	76
Technology	150	150	150	150	150
Recreation-Facility	—	—	—	108	108
Estimated Elective Charges:					
Dormitory Room Rent	2,463	2,604	2,658	2,844	3,060
Board	2,100	2,244	2,318	2,390	2,486
Miscellaneous (books, supplies, personal)	2,400	2,520	2,646	2,778	2,917
Total Estimated Cost	\$9,864	\$10,359	\$10,730	\$11,320	\$11,917

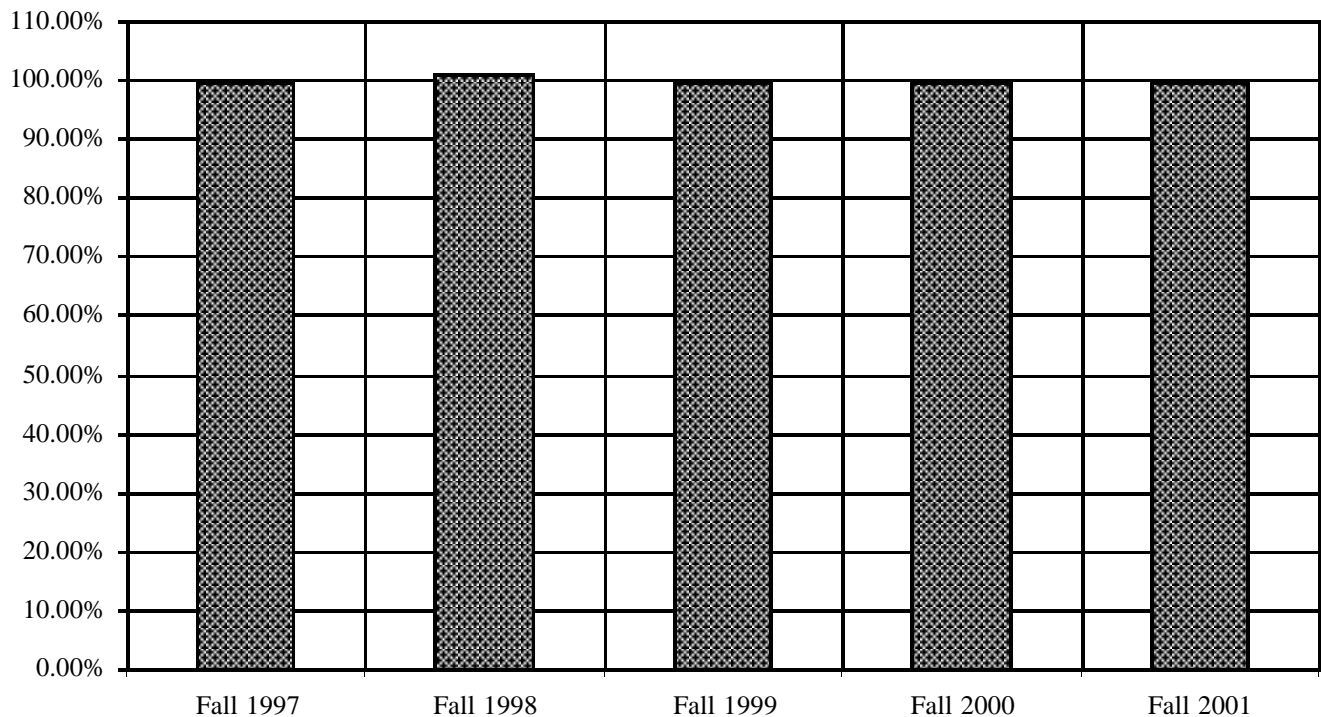
Source: Office of the Associate Vice President, Budget and Planning

HOUSING

Table 4.3 Capacity and Occupancy, Fall Terms 1997-2001

	1997		1998		1999		2000		2001	
	M	F	M	F	M	F	M	F	M	F
Single Student Housing										
Capacity	4,410	1,844	4,324	1,956	4,339	1,940	4,399	1,890	4,382	1,940
Occupancy	4,410	1,812	4,430	1,937	4,330	1,933	4,384	1,880	4,379	1,930
Fraternity Housing										
Capacity	1,056	N/A	1,052	N/A	1,052	N/A	1,010	N/A	1,052	N/A
Occupancy	1,056	N/A	1,052	N/A	1,052	N/A	1,010	N/A	1,052	N/A
Sorority Housing										
Capacity	N/A	170	N/A	148	N/A	148	N/A	174	N/A	174
Occupancy	N/A	170	N/A	147	N/A	147	N/A	174	N/A	174
Total Single Student Housing										
Capacity	5,466	2,014	5,376	2,104	5,391	2,088	5,409	2,064	5,434	2,114
Occupancy	5,466	1,982	5,482	2,084	5,382	2,080	5,394	2,054	5,431	2,104
Married Student Housing										
Capacity	300		300		300		300		300	
Occupancy	300		296		299		290		285	
Total Institute Student Housing										
Capacity	7,780		7,780		7,779		7,773		7,848	
Occupancy	7,748		7,862		7,761		7,738		7,820	
Percentage Occupancy	99.6%		101%		99.8%		99.5%		99.6%	

**Fig. 4.2 Student Housing Occupancy
Fall Terms 1997 - 2001**

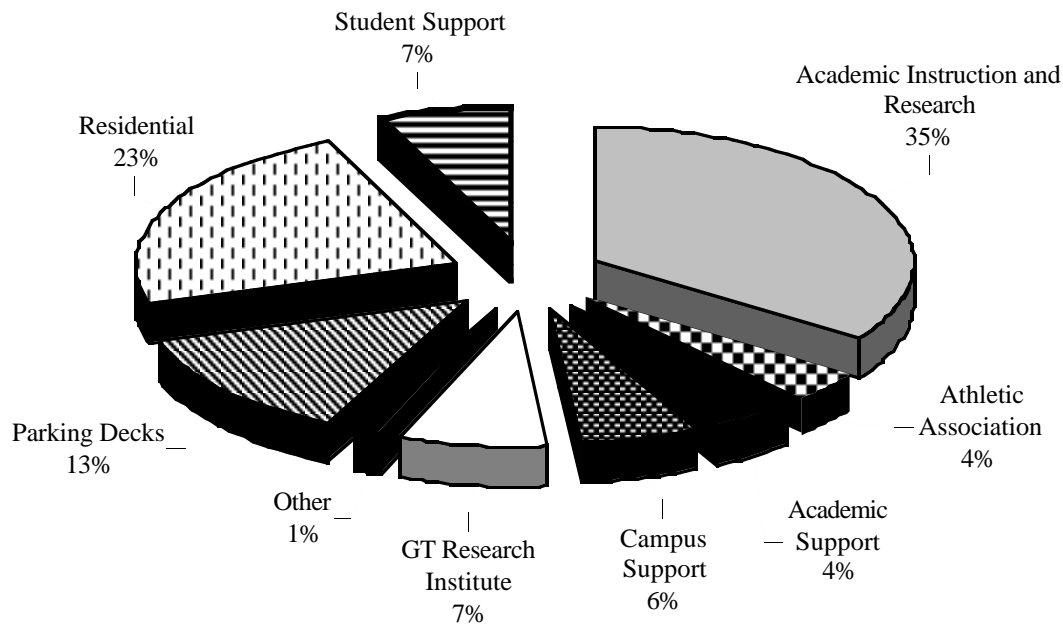


FACILITIES

Table 4.4 Institute Buildings by Use, October 2001

Principal Use of Buildings	Number of Buildings	Gross Area Square Feet
Academic Instruction and Research	65	3,276,898
Academic Support	13	413,035
Athletic Association	10	345,310
Campus Support	26	568,464
GT Research Institute	16	705,025
Other	6	124,760
Parking Decks	6	1,254,926
Residential	35	2,192,054
Student Support	17	624,960
Institute Total	194	9,505,432

Fig. 4.3 Square Footage by Building Use October 2001



FACILITIES

Table 4.5 Institute Buildings by Square Footage, October 2001

Building Name	Building Number	Gross Square Footage	Assignable Square Footage	Year
190 Bobby Dodd Way	021	12,323	8,745	1941
328 Tenth (F/S)	734	3,400	3,400	1982
348 Tenth	735	2,295	2,295	1984
401 Ferst Drive, N.W.	120	4,101	3,064	1967
490 Tenth Street	128	37,973	26,628	1989
500 Tech Parkway, N.W.	142	16,228	12,134	1995
505 Tenth Street, N.W.	155	11,971	6,905	2000
645 Northside Drive	163	58,202	52,336	2001
711 Marietta Street,	164	26,626	22,590	2001
781 Marietta Street, N.W.	137	29,160	16,388	1992
811 Marietta Street, N.W.	138	44,855	34,940	1995
831 Marietta Street	870	8,040	8,040	1995
845 Marietta Street	156	13,225	11,113	2000
Administration Building #1 (GTRI Cobb County)	801	27,589	15,310	1978
Advanced Technology Development Center North	061	44,708	26,700	1984
Advanced Technology Development Center South	061A	39,484	22,465	1985
Advanced Wood Products Lab	158	18,695	15,821	2000
Aerospace Combustion Laboratory	151	21,490	13,748	2000
Ajax, Fred W.	097	10,511	8,400	1965
Alexander, William A. Memorial Coliseum at McDonald's Center	073	184,551	149,094	1957
Allen, Lamar Sustainable Education Building	145	33,030	17,383	1998
Aquatic Center	140	117,145	81,946	1995
Architecture Addition	075	52,724	35,138	1980
Armstrong, Arthur H. Residence Hall	108	23,761	14,806	1969
Army Armory	023B	11,407	9,810	1927
Army Office	023A	2,375	2,055	1927
Athletic Association Annex	089	2,875	2,180	1954
Athletic Association Lecture Conference	088	1,501	1,347	1959
Baker, Henry L.	099	102,840	64,442	1969
Beringause, Gary F.	046	10,629	8,425	1981
Bill Moore Student Success Center	031	48,767	26,772	1992
Bioengineering and Biosciences Complex	146	156,749	99,129	1999
Bobby Dodd Stadium at Grant Field	017	170,162	52,549	1925
Boggs Storage Facility	103A	434	366	1971
Boggs, Gilbert Hillhouse	103	153,414	87,602	1970
Bradley, W.C. & Sarah	074	8,380	5,166	1951
Brittain, Marion L. Dining Hall	012	19,990	13,027	1928
Brittain, Marion L. "T" Room Addition	072	1,989	1,856	1949
Broadband Institute Residential Laboratory	152	6,400	3,715	2000
Brown, Julius Residence Hall	007	17,423	10,926	1925
Bunger-Henry (Harold Bunger & A.V. Henry) Building	086	145,413	84,195	1964
Burge Parking Deck	009	56,064	31,074	1989
Burge, Flippen D. Apartments	001	63,236	44,816	1947
Calculator Addition	051E	1,544	1,047	1983
Calculator Building	051B	6,812	3,680	1947
Caldwell, Hugh H. Residence Hall	109	30,483	18,958	1969
Callaway III, Fuller E. Student Athletic Complex	122	102,447	76,511	1977
Callaway Jr., Fuller E. Manufacturing Research Center	126	118,380	64,696	1991





FACILITIES

Table 4.5 Institute Buildings by Square Footage, October 2001 - Continued

Building Name	Building Number	Gross Square Footage	Assignable Square Footage	Year
Callaway Sr., Fuller E. Apartments	070	146,132	108,431	1947
Carnegie, Andrew	036	10,215	6,355	1906
Centennial Research Building	790	197,981	120,633	1985
Center Street Apartments	132	152,789	92,842	1995
Central Receiving - Property Control Building	113	12,000	10,869	1970
Chandler, Russ Stadium	068	11,241	7,121	1986
Chapin, Lloyd W. Building	025	7,932	4,688	1910
Civil Engineering (Old) Building	058	33,019	21,621	1939
Cloudman, Josiah Residence Hall	013	22,886	13,228	1931
College Of Architecture Annex Building	060A	11,024	7,261	1996
College Of Architecture	076	61,962	36,605	1952
College Of Computing	050	118,213	75,900	1989
College of Management	057	50,710	32,066	1983
Commander, Robert C. Building	105	7,260	4,896	1969
Coon, John Saylor Building	045	61,047	40,003	1920
Couch Building	115	31,479	19,056	1975
Crosland, Dorothy M. Tower	100	129,208	91,230	1968
Curran Street Parking Deck	139	177,179	89,412	1996
Daniel Lab Addition	022A	4,152	2,402	1994
Daniel, J.L. Laboratory	022	22,294	11,811	1942
Edge, Arthur B. Intercollegiate Athletic Center	018	72,774	45,382	1982
Eighth Street Apartments	130	289,931	151,371	1995
Electronic Research Laboratory	079	58,107	37,236	1965
Emerson, Cherry Addition	066A	44,051	26,358	1968
Emerson, Cherry L. Building	066	15,576	8,348	1959
Emerson, William Henry Building	029B	16,569	10,284	1925
Engineering Science and Mechanics Building	041	38,892	24,791	1938
Evans, Lettie Pate Whitehead Administration Building	035	48,392	28,877	1888
Facilities Garage/Warehouse	067	9,752	7,331	1948
Facilities Operations Storage	067A	6,943	6,009	1990
Facilities Waste Storage Building	161	2,325	—	2000
Facilities Zone Maintenance Building	150	2,297	2,121	1998
Ferst, Robert Center For The Arts	124	38,213	28,199	1992
Fiber Optic Network	127	2,107	1,859	1988
Field, Floyd Residence Hall	090	26,341	17,090	1961
Fitten, Louise M. Residence Hall	119	29,515	19,062	1972
Folk, Edwin H. Residence Hall	110	30,483	18,958	1969
Stein, Jack C. House	134	30,843	18,900	1995
Freeman Jr., Y. Frank Residence Hall	117	25,890	17,200	1972
French, Aaron Building	030	32,810	20,489	1898
Fulmer, Herman K. Residence Hall	106	15,630	9,013	1969
GCATT Parking Deck	141B	289,316	135,645	1996
Georgia Centers for Advanced Telecommunications Technology	141	157,462	90,030	1996
Gilbert, Judge S. Price Memorial Library	077	95,802	69,575	1953
Glenn, William H. Residence Hall	016	60,453	38,803	1947
GPC Building #3	774	20,570	20,570	1997
Graduate Living Center	052	139,560	82,186	1993
Griffin Track Stands	080A	2,750	1,736	1985

Source: Office of Capital Planning and Space Management

FACILITIES

Table 4.5 Institute Buildings by Square Footage, October 2001 - *Continued*

Building Name	Building Number	Gross Square Footage	Assignable Square Footage	Year
Groseclose, Colonel Frank F. Building	056	52,761	34,570	1983
GTRI Research Building	051	19,744	14,895	1939
Guggenheim, Daniel F. Building	040	24,442	14,305	1930
Hanson, Major John Residence Hall	093	23,775	14,636	1961
Harris, Nathaniel E. Residence Hall	011	23,917	13,240	1926
Harrison, George W. Jr. Residence Hall	014	30,526	19,616	1939
Healey, Ada M. Apartments	112	54,148	38,230	1970
Heffernan House	720	3,255	2,641	1995
Hefner, Ralph A. Residence Hall	107	23,761	14,811	1969
Hemphill Avenue Apartments	131	132,877	76,993	1995
Hightower, William H. Building	044	81,842	52,925	1949
Hinman, Thomas P. Building	051A	18,725	9,970	1951
Holland, Archibald D. Building	026	34,509	1,251	1914
Homer Rice Ctr. for Sports Performance	018A	38,896	26,560	1996
Hopkins, Isaac S. Residence Hall	094	24,403	15,942	1961
Houston, Frank K. Addition	114A	26,894	19,022	1985
Houston, Frank K. Building	114	22,097	19,091	1971
Howell, Clark Residence Hall	010	23,933	15,028	1939
Howey, Joseph H. Physics Building	081	131,630	78,034	1967
Human Resources Building	032	7,308	4,761	1988
Institute of Paper Science and Technology	129	162,923	96,669	1992
Instruction Center	055	40,779	25,166	1983
IPST Engineering Center	850	16,730	16,730	1997
King Office Addition	083A	4,949	3,409	1986
King, Roy S. Facilities Building	083	36,298	32,221	1961
Knight, Montgomery Building	101	55,406	34,454	1968
Love, J. Erskine Jr., Manufacturing Building	144	153,664	78,476	2000
Luck Jr., James K. Building	073A	12,032	9,356	1987
Lyman Hall Building	029A	18,278	13,755	1906
Lyman/Emerson Addition	029C	7,600	794	1991
Manufacturing Related Disciplines Complex	135	121,976	64,622	1995
Mason, Jesse W. Building	111	93,576	57,751	1969
Matheson, Kenneth G. Residence Hall	091	33,994	21,021	1961
Maulding, William & Jeanette Residence Hall	065	211,922	115,584	1995
Mechanical Engineering Research Building	048	8,260	6,834	1941
Montag, Harold E. Residence Hall	118	24,386	16,527	1972
Moore, Bill Tennis Center	080	30,079	26,611	1985
Naval Reserve Center	060	39,499	24,207	1996
Navy ROTC Armory	059	10,648	7,433	1924
Neely Storage Facility	087A	1,166	1,095	1979
Neely, Frank H. Nuclear Research Center	087	41,342	23,585	1963
NEETRAC Cable Aging Chamber (Forest Park)	775	4,750	4,626	1999
NEETRAC High Voltage Test Laboratory (Forest Park)	771	15,550	15,550	1996
NEETRAC Materials Test Laboratory (Forest Park)	773	3,390	3,390	1996
NEETRAC Mechanical Test Laboratory (Forest Park)	772	3,750	3,750	1996
North Campus Parking Deck	148	268,458	—	2001
O'Keefe Custodial Building	033B	7,566	3,905	1979
O'Keefe Gym	033A	34,953	25,739	1979





FACILITIES

Table 4.5 Institute Buildings by Square Footage, October 2001 - Continued

Building Name	Building Number	Gross Square Footage	Assignable Square Footage	Year
O'Keefe Main Building	033	110,057	65,058	1979
O'Keefe Storage Facility	033C	834	650	1990
Perry, William G. Residence Hall	092	20,371	13,528	1961
Peters, Richard Parking Deck	008	180,747	92,735	1986
Pettit, Joseph M. Microelectronics Research	095	98,420	52,918	1989
President's House	071	7,955	6,818	1949
President's House/Grounds	071A	1,601	1,415	1985
Pumping Station	062	252	—	1948
Research Building #2 (GTRI Cobb County)	802	27,961	20,652	1978
Research Building #3 (GTRI Cobb County)	803	40,313	25,438	1978
Research Building #4 (GTRI Cobb County)	804	20,848	13,981	1978
Research Building #5 (GTRI Cobb County)	805	44,893	30,995	1978
Research Building #6 (GTRI Cobb County)	806	3,200	3,048	1978
Research Building #7 (GTRI Cobb County)	807	2,202	2,010	1978
Research Building #7A (GTRI Cobb County)	807A	2,220	2,147	1978
Rich Building	051C	7,064	3,752	1955
Rich Chiller Plant	051F	4,927	—	1986
Rich Computer Center	051D	40,731	27,731	1973
Robert, L.W. Alumni Faculty House	003	25,423	15,615	1911
Rose Bowl Field Storage	063	3,000	2,791	1989
SAC Bubble Pool	122B	19,608	15,000	1990
Savant, Domenico P. Building	038	25,349	16,008	1901
Skiles, William Vernon Classroom Building	002	139,855	71,590	1959
Smith, David M. Building	024	38,305	22,979	1923
Smith, John M. Residence Hall	006	63,848	39,246	1947
Smithgall Jr., Charles A. Student Services	123	42,315	27,927	1991
Southern Region Education Board	125	22,902	14,337	1986
Steam Shop	083B	1,723	1,511	1988
Storeroom Annex	083C	9,415	8,154	1988
Structural Engineering and Materials Research Laboratory	149	29,012	23,852	1999
Student Center Parking Deck	054	283,162	152,744	1989
Student Center Post Office	104A	5,744	5,076	1989
Swann, Janie Austell Building	039	24,168	14,367	1900
Techway Building	136	29,506	26,037	1993
Tenth Street Chiller Plant	133	8,756	102	1995
Towers, Donigan D. Residence Hall	015	48,761	31,171	1947
Undergraduate Residence Hall	064	191,510	99,969	1993
Van Leer, Blake R. Building	085	162,230	92,857	1961
Visitor Information Center	042	101	72	1985
Wardlaw Jr., William C. Center	047	115,589	66,864	1988
Weber, Paul Space Science & Technology 3 Building	098	34,445	20,584	1967
Weber, Paul Space Science & Technology 1 Building	084	51,458	29,908	1967
Wenn, Fred B. Student Center	104	108,273	76,204	1969
Whitehead, Joseph B. Memorial Infirmary	082	23,660	13,846	1960
Woodruff, George & Irene Residence Hall	116	137,750	85,493	1984
WREK Transmitter And Tower	020	384	328	1985
Institute Total		9,478,093	5,614,875	

Source: Office of Capital Planning and Space Management

LIBRARY

The Library and Information Center houses collections of scientific and technical information. It includes over 3.9 million volumes, 2.7 million technical reports, and more than 1.3 million government documents. It is an official depository of the U.S. Government Printing Office and the U.S. Patent and Trademark Office. The Library's goals include increasing the amount and quality of information available on the desktop, increasing productivity, and creation of a rich learning environment for students.

The catalog record of the Library's collections is part of the Georgia Tech Electronic Library (GTEL®) and is used by faculty, staff, and students through the campus network. GTEL® also contains abstracts and indices to contents of journals and conference proceedings in general areas, as well as engineering, science, computing, business, and management. GTEL® is complemented by a campus-wide delivery service of library materials to faculty and staff.

The Library has direct access to more than 2,800 electronic journals, over 200 databases of citations, abstracts, full text, and numeric data through Galileo which is funded by the state. The Library's corporate and research services department offers fee-based services to teaching and research faculty on campus and to individuals and businesses outside Georgia Tech. These services include research services, database searching, and reports on specific subjects tailored to meet client needs. The Library's information consultants provide training for faculty and students as well as specialized information retrieval and research.

The Institute's membership in the Atlanta Regional Consortium for Higher Education allows access to and delivery of materials from 13 other libraries in the area. Georgia Tech, Emory, University of Georgia, and Georgia State University participate in a reciprocal borrowing program to enhance access to information resources for the students and faculty. Tech students and faculty also may use the libraries of all other institutions in the University System of Georgia.

The Library is a member of the Association of Research Libraries, Online Computer Library Center (OCLC), Solinet, International Association of Technological University Libraries and the International Federation for Information and Documentation.

According to the Institute's Financial Reports, the Library has received the following funding for the fiscal years 1992 through 2001:

Table 4.6 Library Expenditures, Fiscal Years 1992-2001

Fiscal Year	Expenditures	Percentage of Educational and General Expenditures
1992	\$5,741,942	3.0%
1993	\$5,294,917	1.7%
1994	\$6,453,777	1.8%
1995	\$7,671,381	1.9%
1996	\$8,361,852	1.9%
1997	\$8,729,659	2.0%
1998	\$9,404,951	1.8%
1999	\$9,402,613	1.7%
2000	\$9,707,414	1.6%
2001	\$9,714,138	1.6%

Table 4.7 Library Collections, Fiscal Years 2000 and 2001

	1999-2000	2000-2001	Percent Change
Catalogued Items	3,842,895	3,939,093	+2.5%
Government Documents	711,960	1,335,444	+87.6%
Technical Reports	2,668,314	2,695,212	+1.0%
Maps	189,592	191,024	+0.8%
Patents	5,824,187	6,709,630	+15.2%
Electronic Journals	1,451	2,874	+98.1%

Note: This year and in the next few years we will see a reduction in the size of our government documents and other collections as more and more government information goes online.

Figure for 2000-2001 includes government documents in hardcopy plus microtext plus machine-readable data file formats. Figure in previous years indicated hardcopy government documents only.





AUXILIARY SERVICES

The **Division of Auxiliary Services** (www.gatech.edu/auxservices/) strives to enhance the quality of student life by delivering a variety of essential goods and services with an emphasis on creativity, innovation, and customer service. Services provided include:

Student Housing: Georgia Tech has a residential campus community consisting of 29 residence halls, 6,285 beds, and 300 married student apartments. The residence hall beds range from double occupancy rooms with community baths to single bedrooms in apartments with shared kitchens and bathrooms. All rooms have local phone service and cable T.V. Each student has an internet connection and access to the web. Additionally, all students have access to a residential fitness center and laundry rooms. Supported by a staff of full-time professionals and students, the Freshman Experience is designed to help incoming freshman get the most from the educational experience at Georgia Tech. The Residence Hall Association (RHA) provides residents with representation and leadership on campus and promotes numerous social, academic, and recreational activities. From award winning facility designs, to programmatic support, the Department of Housing has created an exciting multicultural, academic living environment that will enhance the Georgia Tech experience. Student Housing can be reached at (404) 894-2470.

The **Student Health Center** is a modern, two-story ambulatory care center with facilities for outpatient medical treatment and health education for eligible students and spouses. The staff consists of six full-time physicians, two women's health nurse practitioners, registered nurses, pharmacists, health educators, and laboratory and x-ray technologists. A psychiatrist is available at the Student Counseling Center, located in the Student Services Building. Specialty clinics are held on-site in travel medicine, sports medicine, and for a small fee-for-service, orthopedics, gynecology, and nutrition. The student health fee covers regular on-campus services during school terms with certain pharmaceutical, lab, and x-ray charges. A supplemental insurance plan, which covers consultations, diagnostic testing and hospitalization for injuries or illnesses is available to all students. The Student Health Center can be reached at (404) 894-2584.

Dining Services at Georgia Tech is committed to customer satisfaction and high-quality, innovative meal selections. The dining program is carefully designed to provide variety and flexibility on a budget that is right for students. Meal plans and retail operations provide choices that suit the student's schedules, as well as their lifestyles. Several meal plan options are available on a semester basis. In addition to two dining halls, Dining Services operates a grocery store, two coffee houses, a restaurant (Ferst Place), and a food court, which houses many national brands. Dining Services can be reached at (404) 894-2383.

The **Student Center** contains facilities, services, and programs to provide a complete range of social, artistic, cultural, and recreational programs for the Tech community. The Student Center employs 30 full-time employees as well as over 100 part-time student assistants. The 100,000 square foot facility is located in the center of campus and offers eleven meeting rooms ranging in capacity from 18 to 900, a full-service post office, automatic teller machines, crafts center, volunteer referral office, theatre, recreation area, music listening room, box office, computer cluster, and food services. The Student Center is host to over 6,000 functions annually. The Student Center can be reached at (404) 894-2805 (Programs), (404) 894-2804 (Reservations), or (404) 894-2788 (Administration).

The **Georgia Tech Bookstore** is dedicated to fulfilling the educational needs of students, faculty, and staff. Located adjacent to the Student Center, the Bookstore supplies textbooks, school supplies, general books, computers, and software, as well as official Institute clothing and gift items. Other shops and services in the Houston Bookstore Mall include Hair Cuttery, cyber.cafe@gatech, George P. Burdell's General Store, STA Travel Agency, and the Buzz Card Center. The Bookstore can be reached at (404) 894-2515.

The **Robert Ferst Center for the Arts**, a 1,155 seat state-of-the-art theatre, brings world-class performers to the Tech campus. Each season a complete performing arts series is presented consisting of major classical artists, internationally recognized dance companies, major national and international touring opera companies, vocal, jazz, rock and contemporary artists, comedians, and specials. A performing arts educational series is offered for school children. A drama camp, in partnership with Drama Tech, is offered annually to children ages 8 through 13 years old. The Richards and the Westbrook galleries located in the theatre foyer, host visual art exhibits. The Robert Ferst Center for the Arts can be reached at (404) 894-2787, and the Box Office can be reached at 894-9600.

Parking and Transportation operates over 10,000 parking spaces in seven parking decks and numerous surface lots. Visitor lots are provided at three different locations on campus and metered spaces for visitor use are available at various locations. Additional information is available on the web site at www.parking.gatech.edu. The Stinger Shuttle Service and Stingerette Escort Service provide transportation to all areas of campus. Stingerette provides handicapped pickup service from 7:00 a.m. to 5:00 p.m. during weekdays while classes are in session. Stingerette escort service is available on weekends and evenings from 6:00 p.m. to 4:00 a.m., call (404) 894-9649. Comments and questions may be sent to information.parking@parking.gatech.edu.

The **BuzzCard Center** is the All-Campus Card office located in the Houston Bookstore Mall. The BuzzCard Center administers and supports the All-Campus Card System, BuzzCard production, and meal plan administration. The BuzzCard is the Georgia Tech identification card that can provide access to a variety of campus-wide services and systems. The BuzzCard can also be your personal on-campus debit card with the establishment of a BuzzCard account. The BuzzCard account allows you to draw upon pre-deposited funds for the purchase of products and services throughout campus. The Card Center offers extended hours of service from Monday through Thursday, 8:00 a.m. to 6:00 p.m. and Friday, 8:00 a.m. to 5:00 p.m. The Buzz Card Center can be reached at the toll free number (877) 483-3248 or at (404) 894-BUZZ (2899). You may also visit us at our web site, www.buzzcard.gatech.edu.

STUDENT AFFAIRS

The mission of the Division of Student Affairs at Georgia Tech is to support and enhance the educational mission of Georgia Tech and assist students in reaching their goals. Division staff will work in a collaborative relationship with the faculty, staff, and students to provide a comprehensive learning environment that fosters the intellectual, psychological, physical, social, ethical, and career development of students.

Student Athletic Complex: Campus Recreation is available at the Fuller E. Callaway III Student Athletic Complex (SAC), the Aquatic Center, and the O'Keefe Building. The facilities in SAC/Aquatic Center include: a 50-meter "bubbled" pool; six multipurpose courts for basketball, volleyball, and badminton; four indoor racquetball/handball courts; one squash court; cardio theater, aerobic/fitness area; two saunas and two complete weight rooms for strength training; lighted artificial turf fields; and two sand volleyball courts. The O'Keefe facility houses Outdoor Recreation Georgia Tech (ORGT), which includes whitewater canoeing, caving, whitewater rafting, sea kayaking, backpacking, rock climbing, whitewater kayaking, and mountain biking. The Campus Recreation program provides Option/Non-credit classes in aerobic fitness, several martial arts, tennis, golf, swimming, fencing, lifeguard training, scuba, CPR, first aid, and yoga. Other programs offered within Campus Recreation are Intramurals and Sport Clubs.

The Counseling Center staff helps students with personal problems, academic concerns, and relationship issues, as well as questions and issues concerning choosing a major or career. Psychologists and professional counselors are available for individual sessions, couples counseling, group counseling, and consultation about personal concerns. Specialized skill building and academic/study skills workshops, a computer-assisted study skills program, a computer-based career guidance program, a counseling resource center library, and a testing program for determining interests, aptitudes, and personality traits are among services provided in the Center. Counseling is primarily on a short-term basis. If long-term assistance is necessary, students may be referred to appropriate community resources.

Office of the Dean of Students provides advocacy and support for students. This office assists students in resolution of problems, provides information and referral about campus resources, and promotes initiatives which address student needs and interests. Student Conduct Code and the Academic Honor Code are coordinated through this office.

The Office of Diversity Issues and Programs is responsible for fostering a vision of diversity appreciation reflective of the Institute's strategic plan, which enables students from all backgrounds and cultures to thrive and succeed at Tech. The Office provides an institutionalized approach for meeting the co-curricular needs of students by coordinating and planning educational opportunities that enhance interaction and learning across groups. Through intentional programming and training, the Office assists the campus in understanding, appreciating, and celebrating Tech's rich cultural diversity. Women's Programs, housed within the **Women's Resource Center**, enhance the performance and personal development of women at Georgia Tech by striving to create a more inclusive and supportive campus environment for women, and by promoting understanding among Georgia Tech's diverse community of women and men. Services and programs provide opportunities to involve female students in all phases of campus life.

Fraternities and Sororities at Georgia Tech involve over 25% of the undergraduate students in leadership development, philanthropic, athletic, educational, and social activities. There are 32 national fraternities and nine national sororities, including six traditionally African-American organizations. Thirty-five of the 40 organizations maintain housing facilities, many of which have been recently renovated or constructed during the Olympic preparations. These houses provide living, dining, meeting, and social facilities, as well as soon to be completed Ethernet connectivity to the campus system.

Student Organizations abound at Georgia Tech. Opportunities are provided for student participation in a variety of officially recognized groups. The Student Government Association provides 13 committees for student involvement. Besides the traditional student newspaper, yearbook, and radio station, there are approximately 32 sports/recreation organizations, 31 special interest groups, 19 religious organizations, 66 departmental, professional, and honor societies, 23 social service organizations, 25 cultural organizations, and 11 national honor societies. Over 6,000 students are involved in one or more student organizations.

Services for Students with Disabilities, Access Disabled Assistance Program for Tech Students (**ADAPTS**) is an integral component for supporting the success of students within the Georgia Tech disabled community. Our purpose is to improve the educational development of students with disabilities and to enhance understanding and support within the Institute. By being responsive to individual needs, we assure that qualified students with disabilities have equal access to all institutional programs and services. Over 180 students with disabilities are being accommodated. Accommodations and services provided include registration, academic adjustments, test proctoring, enlarged print or Braille, textbooks on tape, scanning of materials, interpreting, notetaking, removal of structural barriers, accessible parking, campus transportation, housing needs, communication with faculty about disability needs, and coordinating actions, policies, and procedures that affect students with disabilities.

GT SMART is a five-year project funded through a grant from the Robert Wood Johnson Foundation program, **A Matter of Degree**. Georgia Tech is one of ten universities across the country to be selected as part of a national effort to curb alcohol consumption through changing norms, attitudes, practices, and policies affecting drinking both on and off campus.

Success Programs helps students succeed as students, professionals, and citizens through New Student Orientation, Freshman Convocation, the Freshman Seminar, 1-to-1 Tutoring, and Freshman Council. Success Programs works closely with SPAARC, a student academic advisory group which helps students to plan their course of study. Success Programs also offers academic counseling. In concert, these programs and services help students manage their time, learn how to learn, identify career goals, conquer their stress, and become better leaders. Success Programs welcomes students to the Institute and helps them turn their dreams into reality.

Career Services helps facilitate student transfer from an academic environment to a meaningful, productive career. Services are available to all Georgia Tech students seeking full-time employment after graduation and internship experiences while enrolled in school. Services include career counseling, campus interviewing, career related seminars, development of job search and networking strategies, etc. Contact information and a full menu of available services can be found at www.career.gatech.edu.





STUDENT ORGANIZATIONS

Table 4.8 Fraternities and Sororities

Social Organization	Date Established on Campus
Fraternities	
Alpha Tau Omega	1888
Kappa Sigma	1895
Sigma Nu	1896
Kappa Alpha Order	1899
Phi Delta Theta	1902
Chi Phi	1904
Phi Kappa Sigma	1904
Pi Kappa Alpha	1904
Sigma Phi Epsilon	1907
Pi Kappa Phi	1913
Beta Theta Pi	1917
Delta Sigma Phi	1920
Delta Tau Delta	1921
Sigma Chi	1922
Phi Sigma Kappa	1923
Chi Psi	1923
Theta Chi	1923
Phi Gamma Delta	1926
Phi Kappa Tau	1929
Lambda Chi Alpha*	1942
Alpha Epsilon Pi	1946
Tau Kappa Epsilon	1948
Theta Xi	1951
Delta Upsilon	1957
Phi Kappa Theta	1966
Psi Upsilon	1970
Omega Psi Phi	1976
Alpha Phi Alpha	1981
Kappa Alpha Psi	1982
Delta Chi	1991
Phi Kappa Psi	1998
Phi Beta Sigma	1999
Sororities	
Alpha Xi Delta	1954
Alpha Gamma Delta	1970
Alpha Chi Omega	1974
Alpha Delta Pi	1977
Alpha Kappa Alpha	1979
Delta Sigma Theta	1982
Zeta Tau Alpha	1984
Phi Mu	1989
Zeta Phi Beta	2000
Chi Omega Tau	2001

*In 1942, Beta Kappa became Lambda Chi Alpha.

STUDENT ORGANIZATIONS

Table 4.9 Student Organizations

Organization	Purpose
Student Governing Organizations	
Board of Student Publications	Governs and coordinates the efforts of the major student publications
Engineering Advisory Council	Serves as a liaison between students and administrators with the College of Engineering
Freshman Council	Works to develop leadership skills among freshmen members of the Council, and to provide academic support information and traditional spirit to the freshman class as a whole
Georgia Tech Student Foundation	A foundation that raises money from students and allocates it to student groups
Graduate Student Senate	Provides graduate students with involvement in the operations of the Institute
Interfraternity Council	Governing body of the fraternity system
Intramural Advisory Board	Represent and advise on student intramural activities
National Panhellenic	Governing body of the historically African-American fraternities and sororities
Outdoor Recreation Georgia Tech	Provides instruction for a safe outdoor recreation program
Panhellenic Association	Governing body of the sorority system
President's Council	Provides an open forum for presidents of organizations to discuss issues relating to the activities and operations of student organizations
Residence Hall Association	Represents residents and organizes residence halls
SAC Advisory Board	Assists in the development and administration of programs which serves the recreational athletic interests of GT, and to suggest and review policies, procedures, and operations concerning SAC
Sports Club Council	Supervises and evaluates the sports club program
Student Alumni Association	Promotes increased interaction between students and alumni
Student Center Governing Board	Determines policies and procedures of the Student Center
Student Center Programming Board	Coordinates activities and programs
Undergraduate Student Government	Organizes and funds undergraduate student organizations and activities and involvement in the operation of the Institute
Production Organizations	
<i>Blueprint</i>	Georgia Tech's Annual
Chamber Orchestra	Studies and performs classical chamber music
Chorale	Performs sacred works and popular contemporary music
DramaTech	Theatrical performances
<i>Erato</i>	A student publication of art, poetry, prose, and photography
GIFTED	Gospel choir
Gold Rush Dance Team	Performs at basketball games
Georgia Tech Yellow Jacket Band	Performs at football games
Let's Try This Players!	An improv troupe of Drama Tech
Musicians Network	Brings campus musicians together for playing and recording
<i>North Avenue Review</i>	Specialty student paper
Symphony Orchestra	Performs symphonies on campus
T-Book	On-line resource for students
<i>The Technique</i>	Student-run newspaper
WREK Radio	Georgia Tech's 24-hour a day, student-run radio station
Honor Societies	
ANAK	Honor
Gamma Beta Phi Society	Encourages scholastic effort and rewards academic merit
Golden Key Nat'l Honor Society	Recognizes scholastic achievement and excellence in all undergraduate fields
Honor Advisory Council	Judiciary Board charged with upholding the Honor Code
Joint Services Honor Society	Promotes better understanding and camaraderie between the military services
Lambda Sigma	Alpha Kappa Chapter, promotes leadership, scholarship, and fellowship among sophomores
National Society of Collegiate Scholars	An honor society for first and second year students that recognizes academic excellence and promotes leadership development and community service
Omicron Delta Kappa	Alpha Eta Circle, promotes leadership



Source: Division of Student Affairs



STUDENT ORGANIZATIONS

Table 4.9 Student Organizations – Continued

Organization	Purpose
<i>Honor Societies - Continued</i>	
Order of Omega	Promotes leadership of fraternity and sorority members
Phi Eta Sigma	Freshman Honorary Society
Phi Kappa Phi	Recognizes superior scholarship in all fields of study
Tau Beta Pi Association	Georgia Alpha Chapter, honors academic achievements and exemplary character
<i>Departmental Honoraries</i>	
Alpha Pi Mu	Industrial engineering
Beta Beta Beta	Biology
Beta Gamma Sigma	Business and management
Chi Epsilon	Civil engineering
Omega Chi Epsilon	Chemical engineering
Eta Kappa Nu	Beta Mu Chapter, electrical engineering
Kappa Kappa Psi	Promotes the existence and welfare of the band
Keramos	Ceramic industries
Phi Psi	To promote scholarship and leadership in the textile industry
Pi Mu Epsilon	Mathematics
Pi Tau Sigma	National honorary mechanical engineering fraternity
Sigma Gamma Tau	Aeronautical engineering
Sigma Pi Sigma	Physics
Tau Beta Sigma	Promotes and serves the Georgia Tech band
<i>Departmental and Professional Societies</i>	
AIESEC	Promotes international understanding and cooperation
Alpha Chi Sigma	Professional co-ed chemistry fraternity
Alpha Kappa Psi	Professional business fraternity for industrial management and industrial engineering
American Institute of Aeronautics	Promotes student/industry relations in aerospace engineering and astronautics
American Institute of Architects	Provides student link to the practice of architecture and those professionals involved
American Society of Civil Engineers	Provides professional, social, and academic development activities for civil engineers
American Society of Mechanical Engineers	Opportunities and responsibilities of mechanical engineering
American Society of Metals / The Metallurgical Society	Stimulates interaction between students and faculty in Materials Engineering
Arnold Air Society	Develops leadership and dedication in AFROTC cadets
Assoc. for Computing Machinery	Promotes and increases knowledge of science, design, development, construction, languages and applications of modern computing machinery
Assoc. of Environmental Engineers	Provides a forum for communication in the field of environmental engineering
Assoc. for Metaphysical and Parapsychological Research	Fosters and encourages the study of accurate information pertaining to metaphysics and parapsychology
Biomedical Engineering Society	To promote the profession of biomedical engineering through study, research, and discussion
Computer Professionals for Social Responsibility	Fosters and supports public decision of and meaningful involvement in information technology decisions critical to society
Construction Management Society	Serves the needs of students with an interest in construction engineering
Co-op Club	Promotes recreation and leadership for co-op students
Economics Club	To encourage students to pursue further studies in economics
Entertainment Software Producers	Facilitates the development of entertainment software by GT students
Entrepreneur Club	To assist in the professional educational development of students with interest in pursuing an entrepreneurial career path
Executive Round Table	To provide a forum for leaders to share creative ideas
Graduate Students in Management	Serves as a focal point for graduate management activities
Health and Physics Society	To provide support for graduate students in the health physics/nuclear engineering programs
Human Factors & Ergonomics Society	Students interested in pursuing a career in (or just learning more about) human factors/ engineering psychology
Industrial Design Society of America	Fosters better student understanding of the practice and profession of industrial design

Source: Division of Student Affairs

STUDENT ORGANIZATIONS

Table 4.9 Student Organizations – Continued

Organization	Purpose
<i>Departmental and Professional Societies - Continued</i>	
Institute of Electrical and Electronic Engineers	Provides means for student involvement in electrical engineering
Institute of Industrial Engineers	Promotes a better understanding of knowledge of the theory and practice of electronics, communications, and other related fields of engineering and science, as well as to further the professional development of the student
International Affairs Student Organization	To promote placement of members in internships and professional positions
Management Consulting Club	Promotes the DuPree School of Management and students in the school of management to local, national, and international management consulting firms
Motorsports	To design, and compete in the annual Formulae SAE competition
National Society of Black Engineers	Fosters the recruitment, retention, and career development of minorities in engineering
Phi Alpha Delta (Pre-Law)	Prepares students for law school
Prometheus	To provide a forum for discussion of ideas related to history, technology, and society
Psychology Club	To promote interaction between students and faculty in the School of Psychology
Society of Automotive Engineers	Advances the arts, sciences, standards, and engineering practices connected with the design and utilization of self-propelled mechanisms, prime movers, and related equipment
Society of Hispanic Professional Engineers	Promotes scholarships and assists Hispanic students in acquiring scholarships
Society of Manufacturing Engineers	To promote manufacturing interest on Georgia Tech campus
Society of Physics Students	Advances and diffuses knowledge of physics
Society of Women Engineers	Professional service organization aimed toward informing women engineering students of opportunities open to them





STUDENT ORGANIZATIONS

Table 4.9 Student Organizations – Continued

Organization	Organization	Organization
Recreation, Leisure and Sports Organizations		
Amateur Radio	Golf Club	Rowing Club (Crew Club)
Anime-o-Tekku	Ice Hockey Club	Rugby Club
Barbell Club	Ice Skating Club	Running Wreck
Baseball Club	In-Line Roller Hockey Club	Sailing Club
Bowling Club	Intramural Council	Scuba Jackets Club
Canoe and Kayak Club	Lacrosse Club	Soccer Club, Women
Cheerleaders	Metro Flow (break dancing)	Solar Jackets
Chess Club	Mini Baja Team	Sport Parachute Club
Chinese Boxing Association	Motorsports	Swarm
Cricket Club	Outdoor Recreation Georgia Tech	Team Handball
Cycling	Paintball Club	Ultimate Frisbee Club - Men
Dance Association	Photography Club	Ultimate Frisbee Club - Women
Ducks Unlimited	Racquetball Club	Volleyball Club
Equestrian Club	Ramblin' Reck Club	Water Polo Club
Exhibition Rifle Team	RoboJackets	Wrestling Club
Future Wreck	Roleplaying and Boardgaming Society	Yellow Jacket Flying Club
Religious and Spiritual Organizations		
Asian Christian Fellowship	Church of Jesus Christ of Latter Day Saints	Lutheran Campus Ministry
Baha'i Club	Student Association	Muslim Student Association
Baptist Student Union	Episcopal Campus Ministry	Navigators
Bhakti-Yoga Club	Falun Dafa Association	Peculiar College Ministries
Campus Crusade for Christ	Fellowship of Christian Students	Presbyterian Student Center
Catholic Center	FOCUS	Real Life Ministries
Christian Campus Fellowship	GIFTED	Rejoice For Jesus
Christian Students	Jewish Student Union	Wesley Foundation
Christian Students Organization	Light of the Messiah	Westminster Christian Fellowship
Service, Educational and Political Organizations		
Academic Quizbowl Team	Habitat for Humanity	Speech and Debate Team
AIESEC	Helping You through Peer Education	Student Alumni Association
Alpha Phi Omega	Honor Advisory Council	Student Foundation
Alternative Spring Break Corp	LEARN (Leadership Enhancement and	Students for Life
Ambassadors	Resource Networking)	Students Organizing for Justice
Best Buddies	Lifelink Network for Children	TEAM Buzz
Campus Civitan Club	Linux Users Group at Georgia Tech	TEACH
Circle "K" Club	Minority Recruitment Team	Techwood Tutorial Project
College Democrats	Mock Trial Team	Tech Corps
College Republicans	Naval ROTC	The Environmental Forum
Connect with Tech	Omega Phi Alpha	Women's Awareness Month
Entertainment Software Producers	Silver Wings	Women's Leadership Conference
FASET Orientation	SPAARC	
Cultural and Diversity Organizations		
African-American Student Union	Gay and Lesbian Alliance	Pakistan Student Association
African Students Association	India Club	Puerto Rican Student Association
Arab Student Association	Indonesian Student Association	Russian Club
Bangladesh Students Association	Iranian Student Association	Singapore Society
Black Graduate Student Association	Italian American Student Association	Spanish Speaking Organization
Brazilian Student Association	Japan Society	Thai Student Association
Caribbean Students Association	Korean Students Association	Tsinghua Alumni Association
Chinese Student Association	Korean Undergraduate Student Association	Turkish Students Organization
Diversity Forum	Latin American Student Association	Women's Student Union

Source: Division of Student Affairs

ATHLETIC ASSOCIATION

"I'm a Ramblin' Wreck from Georgia Tech and a helluva engineer, A helluva, helluva, helluva, helluva, hell of an engineer". Those words from one of America's most famous fight songs typify the spirit of athletics at Georgia Tech, a school with one of the most storied and honored traditions in college athletics. Ever since 1892 when the first football team was organized on The Flats, Georgia Tech teams in all sports have represented the Institute in outstanding fashion while producing some of the best known names in athletics.

David Braine, the current director of athletics, oversees teams in 17 sports, and also the following departments: a Total Person Program, compliance, business, development, finance, accounting, ticketing, marketing, sports information and sports medicine. The most important function of Georgia Tech athletics, however, is academic support.

The Georgia Tech Athletic Association is a non-profit organization responsible for maintaining the intercollegiate athletic program at Tech. The Athletic Association is overseen by the Georgia Tech Athletic Board, chaired by the president of the Institute, Dr. G. Wayne Clough, and composed of seven faculty members, three alumni members, and three student members.

Braine follows in the footsteps of four of the most honored men in college athletics: John Heisman, for whom football's Heisman Trophy is named, William Alexander, Bobby Dodd, and Dr. Homer Rice.

Over the past 87 years, Tech has had only 11 head football coaches: John Heisman, Bill Alexander, Bobby Dodd, Bud Carson, Bill Fulcher, Pepper Rodgers, Bill Curry, Bobby Ross, Bill Lewis, and the present coach, Chan Gailey.

Tech has won four National Champions in football in the years 1917, 1928, 1952, and 1990. The Yellow Jacket football teams have the nation's best record in bowl games at 19-10. Other major highlights in sports have been a Final Four appearance by the Tech men's basketball team in 1990, a NWIT women's basketball title in 1992 and a runner-up spot in the College Baseball World Series in 1994.

Some of the most prominent names in Georgia Tech athletic history have been Grand Slam Champion Bobby Jones, former Masters champion Larry Mize, British Open Champion, David Duval and Stewart Cink in golf; Billy Lothridge, George Morris, Robert Lavette, Maxie Baughan, Marco Coleman, Shawn Jones and Joe Hamilton, runner-up in the 1999 Heisman Trophy race, in football.

Also, four Olympic gold medal winners in track, Derrick Adkins, Antonio McKay, Derrick Mills, and Angelo Taylor; basketballer Kisha Ford and trackster Andria King in women's sports; current Major League stars Nomar Garciaparra and Kevin Brown in baseball; and Roger Kaiser, Rich Yunkus, Mark Price, John Salley, Stephon Marbury and Matt Harpring in men's basketball.

Tech's athletic facilities rank among the finest in college athletics and improvements are on the drawing board. Current plans call for renovation and enlargement of both Bobby Dodd Stadium at Grant Field, one of America's oldest and most recognized football arenas, and the Russ Chandler Baseball Stadium. Plans also call for the enclosure and expansion of the on-campus swimming facility where aquatic events in the 1996 Olympic Games were staged.

The hub of Georgia Tech athletics is the Arthur Edge Athletics Center, which houses administrative and coaching staffs, a dining hall, locker rooms, training and weight facilities and the Andrew Hearn Academic Center. The Homer Rice Center for Sports Performance is the home of the Total Person Program, the best of its kind in the United States. The Center is comprised of seven sports performance and wellness clinics.

Georgia Tech teams participate in the Atlantic Coast Conference, generally regarded as one of the finest collegiate conferences in the country. The primary purpose of the Athletic Association is to help each student-athlete grow as a person, develop as an athlete, earn a meaningful degree and become a good citizen.

Table 4.10 Athletic Association Sponsored Groups

Group	Number of Participants
Sport Teams (17)	489
Band	280
Majorettes	11
Flag Line	20
Pep Band	40
Reckettes	20
Cheerleaders	31
Solid Gold	34
Student Trainers	9
Student Managers	22



Source: Office of the Director, Athletic Association



ATHLETIC ASSOCIATION

The Georgia Tech athletic program includes 17 intercollegiate athletic teams (nine men's and eight women's). During the 2001-02 school year, 489 student-athletes will compete in these sports:

Table 4.11 Intercollegiate Athletic Teams

Sport	Head Coach	Number of Participants	
		Men's	Women's
Baseball	Danny Hall	33	
Basketball	Paul Hewitt	13	
Cross Country	Alan Drosky	21	
Football	Chan Gailey	115	
Golf	Bruce Heppler	9	
Indoor Track	Grover Hinsdale	51	
Swimming	Seth Baron	20	
Tennis	Kenny Thorne	8	
Outdoor Track	Grover Hinsdale	51	
		Women's	
Basketball	Agnus Berenato	16	
Cross Country	Alan Drosky	16	
Indoor Track	Alan Drosky	40	
Softball	Kate Madden	16	
Swimming	Seth Baron	17	
Tennis	Bryan Shelton	8	
Outdoor Track	Alan Drosky	40	
Volleyball	Shelton Collier	15	

Table 4.12 Georgia Tech Athletic Board

Name	Title
	Chairman
Dr. G. Wayne Clough	President
	Faculty
Mr. Dave Braine	Director of Athletics
Dr. Mark A. Clements	School of Electrical and Computer Engineering
Dr. Daniel Schrage	School of Aerospace Engineering
Dr. Augustine Esogbue	School of Industrial and Systems Engineering
Dr. Rosario Gerhardt	School of Materials Science and Engineering
Dr. George Nemhauser	Vice Chairman/Faculty Chairman, School of Industrial and Systems Engineering
Dr. Sue Rosser	Dean, Ivan Allen College
Mr. Robert Thompson	Treasurer
Dr. William Wepfer	The George W. Woodruff School of Mechanical Engineering
	Students
Mr. Bryan Swarn	Student Athlete Advisory Board President
Mr. Chris Kavanaugh	Undergraduate SGA President
Mr. Trey Childress	Graduate Student Body President
Mr. Matthew Bryan	Editor, <i>The Technique</i>
	Alumni
Mr. Don Chapman	Alumnus
Mr. Jim Terry	Alumnus
Mr. Turner Warnack	Alumnus
	Honorary Members
Mr. George Brodnax	Alumnus
Mr. John O'Neill	Business Manager, Emeritus

Source: Office of the Director, Athletic Association

DEVELOPMENT

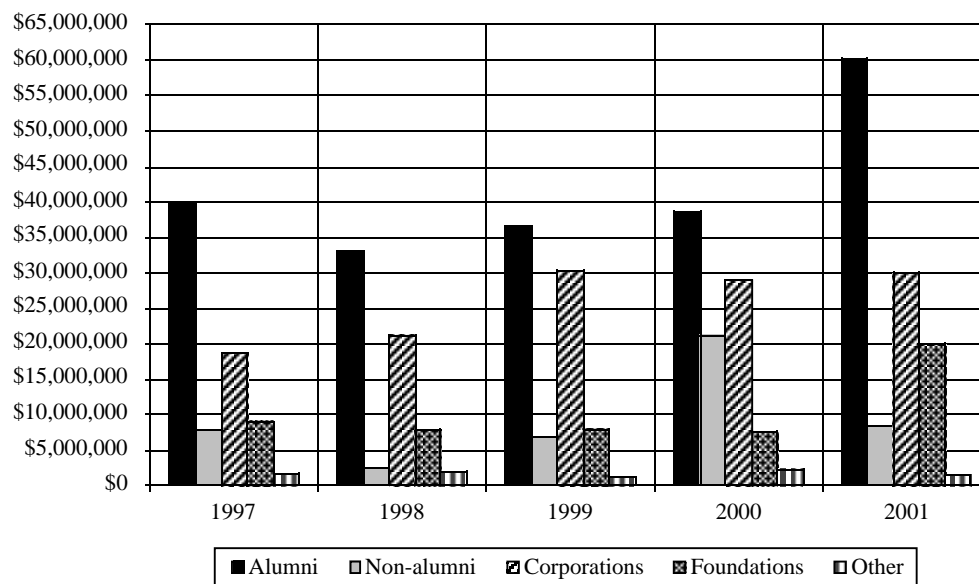
The Office of Development is charged with the principle role of private sector fundraising, and seeking the understanding and support of the Institute and its programs. The office directs the efforts of both Central Development and the individual college and school-based efforts on-campus, and serves as liaison to the fundraising initiatives through the Alumni Association (Roll-Call) and Intercollegiate Athletics (Alexander-Tharpe Fund).

SOURCES OF SUPPORT

Table 4.13 Major Institutional Support, Fiscal Years 1997-2001*

	1997	1998	1999	2000	2001
By Donor Purpose					
Unrestricted	\$8,966,032	\$4,983,497	\$4,583,435	\$4,944,910	\$5,913,908
Institute Divisions	5,360,827	2,721,060	1,174,556	2,523,869	6,237,013
Faculty and Staff Compensation	83,683	457,494	391,328	437,175	690,350
Research	7,714,324	8,226,785	7,707,340	14,040,055	8,709,089
Student Financial Aid	1,334,579	1,978,524	2,340,238	2,165,908	2,530,705
Other Restricted Purposes	14,319,652	18,684,114	18,972,370	10,344,019	19,259,313
Total for Current Operations	\$37,779,097	\$37,051,474	\$35,169,267	\$34,455,936	\$43,340,378
Property, Buildings, and Equipment	\$7,626,515	\$3,901,575	\$14,111,181	\$22,753,711	\$31,601,702
Endowment and Similar Funds Unrestricted	820,564	1,191,238	2,092,873	2,651,013	997,772
Endowment and Similar Funds Restricted	30,659,698	24,539,302	25,971,952	38,903,866	43,782,957
Other	0	0	5,356,632	0	311,408
Total for Capital Purposes	\$39,106,777	\$29,632,115	\$47,532,638	\$64,308,590	\$76,693,839
Grand Total	\$76,885,874	\$66,683,589	\$82,701,906	\$98,764,526	\$120,034,216
By Source of Support					
Alumni	\$39,681,357	\$33,088,040	\$36,562,970	\$38,636,648	\$60,230,519
Non-alumni	7,870,653	2,499,439	6,801,545	21,196,637	8,331,519
Corporations	18,740,106	21,247,311	30,247,061	28,944,106	29,920,243
Foundations	8,998,136	7,877,002	7,943,234	7,618,720	19,972,840
Other	1,595,622	1,971,797	1,147,096	2,368,415	1,579,095
Total	\$76,885,874	\$66,683,589	\$82,701,906	\$98,764,526	\$120,034,216

* Includes all gifts made to the Georgia Tech Foundation, the Alexander-Tharpe Fund, Inc., and the Georgia Institute of Technology.

**Fig. 4.4 Major Sources of Support
Fiscal Years 1997 - 2001**

Source: Office of the Vice President for Development



GEORGIA TECH FOUNDATION, INC.

The Georgia Tech Foundation was chartered in 1932 to “promote in various ways the cause of higher education in the state of Georgia; to raise and receive funds for the support and enhancement of the Georgia Institute of Technology; and to aid the Georgia Institute of Technology in its development as a leading educational institution.” It is a nonprofit corporation that receives, administers, and distributes virtually all contributions made in support of the Georgia Institute of Technology. It has been certified by the Internal Revenue Service of the United States and the Department of National Revenue-Taxations of Canada as a tax-exempt organization.

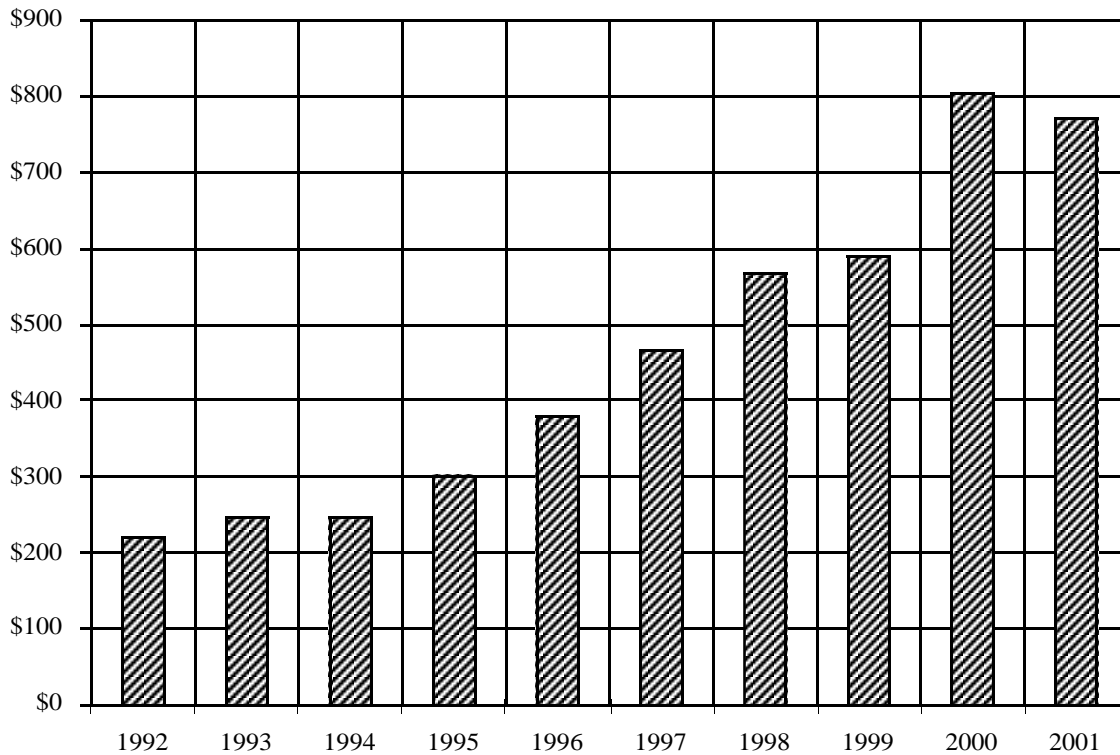
The Board of Trustees of the Foundation is composed of up to 45 individuals distinguished by success in their chosen professions and their long-time interest in, service to, and support of the Institute. These trustees include the president, president-elect, and immediate past president of the Alumni Association, chairman of the Georgia Tech Advisory Board, and the president of Georgia Institute of Technology as *ex-officio* members. The trustees are elected to four-year terms and may be elected to serve no more than two consecutive full terms on the Board. Thirty-four emeritus trustees continue to advise the Foundation and actively support the Institute.

The office of the Foundation is located in the William C. Wardlaw Center on North Avenue. The endowment of the Foundation as of June 30, 2001, had a market value of \$770 million. The Foundation supports recruitment and support of students, acquisition of facilities and equipment, recruitment and support of faculty, academic program initiatives, and various other special projects.

Table 4.14 Georgia Tech Foundation Officers, Fiscal Year 2001-2002

Name	Position	Title
H. Hammond Stith, Jr.	Chair	Retired, Stith Equipment Company
A. J. Land, Jr.	Vice Chair/Chair Elect	Chairman, Pope and Land Enterprises, Inc.
Don L. Chapman	Treasurer	Chairman, Tug Investment Corporation
John B. Carter, Jr.	President	Chief Operating Officer, Georgia Tech Foundation, Inc.
Mark W. Long	Secretary	Corporate Secretary, Georgia Tech Foundation, Inc.

**Fig. 4.5 Market Value of Endowment
Fiscal Years 2001 - 2002
(In Millions of Dollars)**



ALUMNI ASSOCIATION

The Georgia Tech Alumni Association was chartered in June 1908 and incorporated in 1947 as a not-for-profit organization with policies, goals, and objectives guided by a board of trustees.

The mission of the Georgia Tech Alumni Association is to promote the Institute and serve our alumni. We will strive to create relevant and meaningful programs for current and future alumni to foster lifelong participation and philanthropic support. We will communicate the achievements of the Institute, maintain its traditions and strengthen relationships with the campus community. Underlying all that we do is the belief in the value of education, the commitment to integrity, exceptional customer service, and a pledge that we will perform in a fiscally responsible manner.

The Association is organized into eight departments: Administration, Alumni Relations/Business Development, Campus Relations, Communications, Event Management, Career Development/Human Resources, Marketing Services, and Roll Call.

Administration consolidates accounting, database management, computing and information services, building management, and purchasing. Accounting maintains business records, manages investments, assesses cash flows, and produces all financial reports. Computing and information services maintain the Association's database of more than 110,000 alumni records and is responsible for computing needs. The department also maintains the Alumni Faculty house at 190 North Ave.

Alumni Relations/Business Development manages alumni clubs and groups, travel programs, affinity programs, advertising and merchandising. The Association's 68 Georgia Tech clubs, which are located throughout the United States and abroad, provide opportunities for alumni to socialize, recruit students, raise funds, and network. Alumni Tours offers educational trips for alumni to travel throughout the world.

Campus Relations is responsible for activities facilitating and promoting interaction among students, alumni, parents, and friends of Georgia Tech and campus organizations. Its responsibilities include student organizations and programs, campus initiatives, parent relations, and Family Weekend.

Communications produces alumni publications, BUZZwords, and directs the Living History programs, which records the personal memories of the Georgia Tech family. Communications publishes two major periodicals that serve as the primary news link between Georgia Tech and its alumni. TECH TOPICS is a quarterly tabloid mailed to nearly 98,000 alumni and friends. The GEORGIA TECH ALUMNI MAGAZINE focuses on technology and the management of technology and alumni successes. Its mail list of more than 32,000 includes faculty and staff and Roll Call donors. Since its founding in 1994, Living History has produced more than 300 video interviews with alumni, key Georgia Tech faculty, staff, and friends.

Event Management plans and stages Homecoming and other Association events. Event Management engaged more than 45,000 alumni through more than 200 events ranging from the George C. Griffin Pi Mile Road Race to home football tailgates. The centralization of event planning has led to a greater efficiency and professional standard for Alumni Association events. Homecoming included all of the favorite traditions, along with a new tradition, Buzz Bash, an all-alumni reunion party that was a hit with alumni and families. The Event Management planning team partnered with Campus Relations, Roll Call, Career Development, and Alumni Relations to produce Family Weekend, Phoenix Dinner, Alumni Career Conference, Leadership Georgia Tech, and the Peach Bowl Event. Management worked with Roll Call to make the Presidents' Dinner a spectacular celebration at the Georgia Dome marking the end of the five-year Campaign for Georgia Tech.

Career Development and Human Resources provides career advisement, job postings and resume database through JobNet, career-building workshops and the annual Alumni Career Conference. The department also manages human resource systems for the Association.

Marketing Services provides data to help shape the Association's strategies and planning, and maintains the Association's Web presence. It collects and analyzes data from alumni participating in Association activities. The Web site recorded 565,000 visits and fosters electronic networking among alumni via real-time online alumni directory, "listservs," and free hosting services and technical consultation with customized Web site templates for clubs network.

Roll Call is the single largest source of unrestricted funds at Georgia Tech, representing the broadest base of support for the Institute. More than 25,000 donors contributed to the record-setting 54th annual Roll Call total of \$8.2 million. The Roll Call uses research-driven direct marketing and telemarketing and personal contacts to manage a program that leads all public institutions in the percentage of alumni annual giving. Unrestricted funds provide for student scholarships and financial aid, assist the Institute in recruiting and retaining top faculty, and support new academic programs.

The offices of the Alumni Association are located in the L. W. "Chip" Robert Jr. Alumni/Faculty House at 190 North Ave., Atlanta, GA 30313. Inquiries should be directed to (404) 894-2391 or 1-800-GT ALUMS or Fax (404) 894-5113. E-mail: web@gtalumni.org.

Web address: <http://www.gtalumni.org>.





ALUMNI

Table 4.15 Geographical Distribution of Alumni by State, as of June 2001*

State	Population	State	Population	State	Population
Alabama	2,347	Maine	79	Pennsylvania	1,139
Alaska	60	Maryland	1,571	Rhode Island	78
Arizona	600	Massachusetts	902	South Carolina	2,694
Arkansas	228	Michigan	684	South Dakota	11
California	3,893	Minnesota	250	Tennessee	2,507
Colorado	902	Mississippi	402	Texas	3,910
Connecticut	501	Missouri	482	Utah	127
Delaware	196	Montana	46	Vermont	60
District of Columbia	156	Nebraska	70	Virginia	2,975
Florida	6,914	Nevada	127	Washington	680
Georgia	38,736	New Hampshire	166	West Virginia	123
Hawaii	102	New Jersey	1,107	Wisconsin	204
Idaho	74	New Mexico	250	Wyoming	24
Illinois	886	New York	1,323		
Indiana	381	North Carolina	3,396	American Samoa	1
Iowa	81	North Dakota	10	Guam	3
Kansas	187	Ohio	1,136	North Mariana Islands	1
Kentucky	543	Oklahoma	178	Puerto Rico	332
Louisiana	733	Oregon	293	Virgin Islands	16

Table 4.16 Geographical Distribution of Alumni by Country, as of June 2001*

Country	Population	Country	Population	Country	Population
Afghanistan	2	Germany	212	Nigeria	11
Algeria	10	Germany, Federal Republic of	12	Norway	18
Argentina	13	Ghana	5	Pakistan	38
Aruba	1	Greece	39	Panama	77
Australia	18	Guatemala	11	Papua New Guinea	1
Austria	5	Guinea	1	Paraguay	1
Bahamas	12	Haiti	2	Peru	18
Bahrain	2	Honduras	33	Philippines	9
Bangladesh	4	Hong Kong	27	Poland	5
Belgium	17	Hungary	1	Portugal	7
Belize	1	Iceland	9	Qatar	2
Benin	1	India	134	Romania	8
Bermuda	1	Indonesia	20	Russia	8
Bolivia	7	Iran	13	Saudi Arabia	23
Botswana	1	Iraq	4	Singapore	33
Brazil	31	Ireland	11	South Africa	9
British Virgin Islands	2	Israel	18	Spain	24
Bulgaria	2	Italy	22	Sri Lanka	2
Cameroon	1	Jamaica	10	Sudan	1
Canada	97	Japan	75	Suriname	1
Cayman Islands	2	Jordan	6	Sweden	8
Chile	14	Kenya	3	Switzerland	33
China	105	Korea, Republic of (South)	85	Syria	7
Colombia	103	Kuwait	6	Taiwan	103
Costa Rica	41	Lebanon	13	Tanzania	1
Cote D'Ivoire	2	Libya	1	Thailand	59
Cyprus	5	Luxembourg	1	Trinidad and Tobago	1
Czech Republic	1	Malaysia	11	Tunisia	4
Denmark	6	Martinique	1	Turkey	61
Dominican Republic	18	Mauritius	1	Ukraine	1
Ecuador	49	Mexico	94	Union of Soviet Soc. Republic	1
Egypt	8	Morocco	1	United Arab Emirates	7
El Salvador	13	Nepal	1	United Kingdom/Great Britain	98
Estonia	1	Netherlands	22	Venezuela	98
Finland	7	Netherlands Antilles	3	Vietnam	2
France	301	New Zealand	6	Yemen	2
German Democratic Republic	1	Nicaragua	15	Yugoslavia	2
				Zambia	1

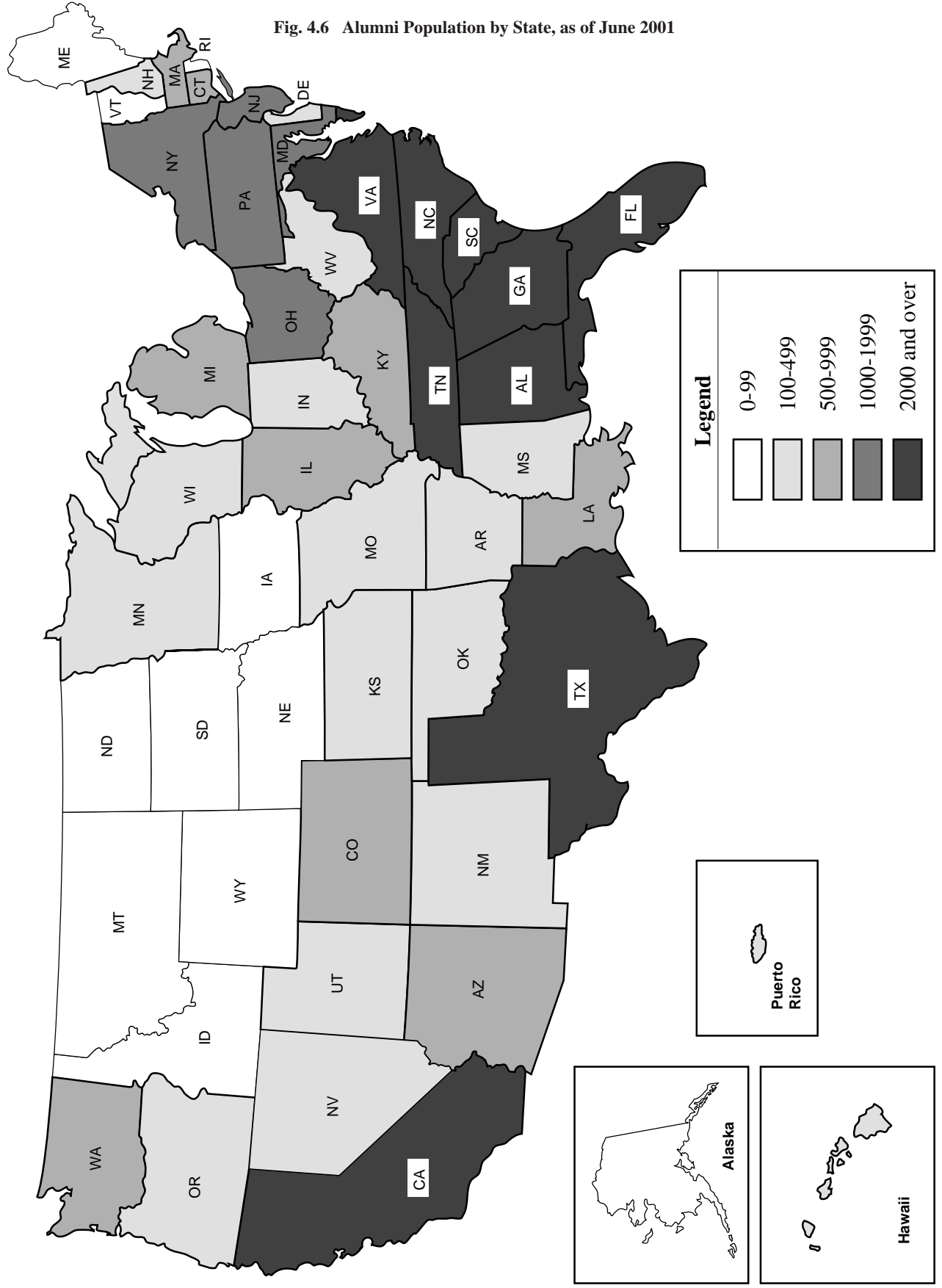
* These figures include only those alumni whose location is known.

Source: Office of the Vice President and Executive Director, Alumni Association



ALUMNI

Fig. 4.6 Alumni Population by State, as of June 2001



Source: Office of the Vice President and Executive Director, Alumni Association



ALUMNI

Table 4.17 Distribution of Alumni by County, as of June 2001

County	Alumni	County	Alumni	County	Alumni
Appling	15	Fannin	23	Newton	156
Atkinson	2	Fayette	704	Oconee	75
Bacon	9	Floyd	244	Oglethorpe	7
Baldwin	65	Forsyth	765	Paulding	117
Banks	18	Franklin	16	Peach	50
Barrow	73	Fulton	8,346	Pickens	91
Bartow	233	Gilmer	24	Pierce	5
Ben Hill	25	Glynn	253	Pike	24
Berrien	8	Gordon	80	Polk	58
Bibb	513	Grady	27	Pulaski	14
Bleckley	18	Greene	36	Putnam	37
Brantley	3	Gwinnett	4,550	Quitman	5
Brooks	10	Habersham	83	Rabun	48
Bryan	30	Hall	455	Randolph	5
Bulloch	77	Hancock	4	Richmond	427
Burke	19	Haralson	39	Rockdale	320
Butts	32	Harris	55	Schley	3
Calhoun	8	Hart	37	Screven	20
Camden	38	Heard	13	Seminole	5
Candler	12	Henry	417	Spalding	125
Carroll	248	Houston	289	Stephens	61
Catoosa	69	Irwin	15	Stewart	6
Charlton	6	Jackson	69	Sumter	42
Chatham	582	Jasper	18	Talbot	4
Chattooga	9	Jeff Davis	13	Tattnall	13
Cherokee	704	Jefferson	17	Taylor	4
Clarke	182	Jenkins	9	Telfair	8
Clay	7	Johnson	4	Terrell	9
Clayton	426	Jones	37	Thomas	58
Clinch	4	Lamar	25	Tift	37
Cobb	5,743	Lanier	2	Toombs	64
Coffee	21	Laurens	68	Towns	26
Colquitt	54	Lee	43	Treutlen	4
Columbia	339	Liberty	21	Troup	171
Cook	13	Lincoln	14	Turner	4
Coweta	379	Long	2	Twiggs	8
Crawford	10	Lowndes	113	Union	32
Crisp	30	Lumpkin	43	Upson	57
Dade	11	Macon	12	Walker	65
Dawson	39	Madison	16	Walton	143
Decatur	31	Marion	3	Ware	26
Dekalb	5,531	McDuffie	28	Warren	7
Dodge	17	McIntosh	18	Washington	41
Dooly	8	Meriwether	22	Wayne	39
Dougherty	197	Miller	3	Wheeler	3
Douglas	313	Mitchell	21	White	30
Early	9	Monroe	44	Whitfield	283
Effingham	56	Montgomery	7	Wilcox	8
Elbert	24	Morgan	45	Wilkes	13
Emanuel	19	Murray	26	Wilkinson	13
Evans	9	Muscogee	288	Worth	6

ALUMNI

Table 4.18 Alumni Clubs, as of June 2001

Location	State	Club President	Location	State	Club President
Atlanta - Buckhead	GA	Andy Anderson	Jacksonville	FL	Don Reott
Atlanta - Bell South Employees	GA	Bill Slate	Lagrange	GA	Hank Hensler
Atlanta - Cap Gemini	GA	Jody Murnane	Low Country (Charleston)	SC	Tricia Nutting
Atlanta - Coca Cola Employees	GA	Bruce Mullinex	Macon	GA	Tres Herin
Atlanta - East Metro	GA	Wayne Kerr	Memphis	TN	Rob Black
Atlanta - Georgia Power	GA	Bill Bryson	Miami	FL	Antonio Llanos
Atlanta - GT2	GA	Paul Hurst	Milledgeville	GA	Alan Deariso
Atlanta - Gwinnett	GA	Rick Desai	New Orleans	LA	Bob Clotworthy
Atlanta - North Metro	GA	Emory Harris	New York/NJ	NY	George Caviness
Atlanta - Radiant Systems	GA	Chris Goodson	North Alabama	AL	Lowell Primm
Atlanta - South Metro	GA	Tommy Zielinski	North Texas (Dallas/Ft. Worth)	TX	Eileen Webb
Atlanta - West Metro	GA	Bill F. Biggs	Northeast Ohio	OH	Ellen Klug
Augusta	GA	David Henderson	Northeast Tennessee	TN	Robert Smith
Austin	TX	Nathan Peck	Northern California	CA	Mark Wolfe
Baton Rouge	LA	Mark Mitchell	Northern Los Angeles	CA	Alec T. Pringle
Birmingham	AL	John Williams	Northwest Georgia	GA	Mike White
Boston	MA	Kyle Klatka	Orange County	CA	Rich Aguiar
Central Florida	FL	Todd Simmons	Phoenix	AZ	Bruce Kent
Charlotte	NC	John Kincheloe	Raleigh/Durham	NC	Cindy Anfindsen
Chattanooga	TN	Jimmy Lloyd	Richmond	VA	Wanda Murray
Chicago	IL	Jason Byars	Rome	GA	Marc Anthony
Columbia	SC	Bob Mahoney	San Diego	CA	Michael Chaffin
Columbus	GA	Bill Feighnter	San Juan	PR	Miguel Velez
Delaware Valley	PA	Dave Athey	Sandersville	GA	Lamar Doolittle
Denver	CO	Scott Alexander	Savannah	GA	Richard Delaguardia
Emerald Coast (Pensacola)	FL	Larry Baird	Seattle	WA	Christopher Lin
Gainesville	GA	Harry Bagwell	Space Coast	FL	Bud Miller
Gateway	MO	Scott Radeker	Sun Coast (Tampa/St.Pete)	FL	Andy Epstein
Golden Isles (Brunswick)	GA	Joel Coble	Tallahassee	FL	Stephen H. McNeil
Greensboro/Winston-Salem	NC	Andy Counts	Valdosta	GA	Joe Paoletti
Greenville/Spartanburg	SC	Ray Dunleavy	Washington, D.C. - EPA	DC	Anthony Priest
Griffin	GA	Mary Jo Rogers	West Georgia (Carrollton)	GA	Ben Moon
Hampton Roads (Norfolk)	VA	Lauriston Hardin	West Palm Beach	FL	Irv Silver
Houston	TX	Oscar Esquibel	Western North Carolina	NC	John Woodson





ALUMNI

Table 4.19 Employers of 25 or More Georgia Tech Alumni, as of June 2001

Company	Company	Company
3M	Fluor Daniel	Newport News Shipbuilding
ABB, Inc.	Ford Motor Company	Norfolk Southern Corporation
Accenture	General Dynamics Corporation	Northern Telecom Limited
Agilent Technologies	General Electric Company	Northrop Grumman Corporation
AGL Resources, Inc.	General Motors	Northwest Airlines, Inc.
Air Products and Chemicals, Inc.	Georgia Power Company	ON Semiconductor
Aluminum Company of America	Georgia Tech	Oracle Corporation
AMR Corporation	Georgia Tech Research Institute	Pratt & Whitney
Army Corps of Engineers	Georgia-Pacific Corporation	Price Waterhouse Coopers, LLP
Arthur Andersen & Company	Goodyear Tire & Rubber Company	Proctor & Gamble Company, The
AT&T	Gulfstream Aerospace Corporation	Raytheon Company
Babcock & Wilcox Company	Harris Corporation	Reynolds Metals Company
Bank of America	Hercules Incorporated	Science Applications International
Bechtel Corporation	Hewlett-Packard Company	Scientific-Atlanta, Inc.
Beers Construction Company	Home Depot, Inc.	Shaw Industries, Inc.
Bell Labs	Honeywell Home and Business Control	Shell Oil Company
BellSouth Corporation	Honeywell International, Inc.	Solutia
Boeing Company	Hughes Aircraft Company	Southern Company
Booz, Allen & Hamilton, Inc.	IBM Corporation	Southern Nuclear Operating Co.
BP Amoco Corporation	Intel Corporation	Southwire Company
Burlington Industries, Inc.	International Paper Company	Sprint Corporation
Celanese Acetate	Johnson & Johnson	Square D Company
Centers for Disease Control and Prevention	Johnson Controls, Inc.	SunTrust Banks, Inc.
Chevron Texaco Corporation	Kimberly-Clark Corporation	Tennessee Eastman Co.
Cisco Systems, Inc.	KPMG Peat Marwick LLP	Tennessee Valley Authority
Coca-Cola Company, The	Kurt Salmon Associates, Inc.	Texaco, Inc.
Compaq Computer Corporation	Law Companies Group, Inc.	Texas Instruments Incorporated
Deloitte & Touche LLP	Lithonia Lighting	The Trane Company
Delta Air Lines, Inc.	Lockheed Martin Aeronautics Company	US Air Force
Delta Technology	Lockwood Greene Engineers, Inc.	US Army
Du Pont de Nemours and Company	Lucent Technologies	US Navy
Duke Energy Company	Manhattan Associates	US Steel International, Inc.
Eli Lilly and Company	Merck & Co., Inc.	Union Camp Corporation
Ernst & Young	Michelin North America	United Parcel Service of America, Inc.
Experian	Microsoft Corporation	Verizon
ExxonMobil Corporation	Milliken & Company, Inc.	Wachovia Bank of Georgia, N.A.
Federal Aviation Administration	Monsanto Company	Westinghouse Electric Corporation
Federal Express Corporation	Motorola, Inc.	Westinghouse Savannah River Company
Federal Reserve Bank of Atlanta	NASA	Xerox Corporation
Florida Power & Light Company	NCR Corporation	

ALUMNI

Table 4.20 Georgia Tech Alumni Association Board of Trustees, 2000-2001

Officers	Trustees
<i>President</i> Albert S. Thornton Jr., IM '68	C. Dean Alford, EE '76 Robert A. Anclien, IM '69, MS IM '70 Lucius Anderson Barger, IE '63 Kimberly Barnes, IM '84 Robert Shelley Blount, III, TEXT '71 Gary T. Bottoms, IM '75 Frank A. Brown, Jr., IE '70 John H. Burson, III, CHE '56, MS MET '63, Ph.D. CHE '64 Gary M. Carden, IM '72, MS IM '73 Ronny Cone, IM '83 Stewart Davis, IM '64 John K. Dewberry, IM '86 Alan L. Dorris, IE '70, MS IE '72, Ph.D. '74 Thomas M. Dozier, IE '64 Walter Ehmer, IE '89 Ellen Vogler Heath, MCP '82 Kenneth E. Hyatt, CE '62, MS IM '66 Charles Jackson, IM '62 Cheryl Johnson Weldon, ChE '85 John Harrison Keys, IM '69 John S. Markwalter, Jr., IM '81 Jerry D. McCollum, ChE '59 Joseph Kelly McCutchen, III, MGMT '89 Bruce M. Mullinix, IM '72 Thomas E. Noonan, ME '83 D. Karl Paul, IM '69 W. Scott Petty, EE '81, MS EE '82, MSM '85 Sheryl S. Pruka, EE '82, MS EE '84 Thomas J. Quigley, EE '84 Elizabeth W. Sowell, IE '77 Richard J. Steele, Jr., ChE '85 Merlin D. Todd, BS '80, MS ARCH '82 Julie R. Turner, IE '87 Edward L. Underwood, IE '71 Louis Michael VanHouten, IM '65 Frank E. Williams, Jr., CE '56
<i>Past President</i> David M. McKenney, PHYS '60, IE '64	
<i>President-Elect/Treasurer</i> Robert L. Hall, IM '64	
<i>Vice President/Communications</i> J. William Goodhew, III, IM '61	
<i>Vice President/Roll Call</i> Carey H. Brown, IE '69	
<i>Vice President/Activities</i> Thomas L. Gay, IM '66	
<i>Vice President and Executive Director</i> Joseph P. Irwin, IM '80	





CENTER FOR THE ENHANCEMENT OF TEACHING AND LEARNING

The **Center for the Enhancement of Teaching and Learning** (CETL) was established to assist faculty members, teaching assistants, and administrators in their efforts to offer high-quality education to Georgia Tech students. The Center is designed to function as a catalyst to stimulate thought and activities aimed at the enhancement of teaching and learning on the campus, and to act as a facilitator for faculty, students, and administrators who wish to seek and share information. Current and projected activities of the Center include:

Faculty

- Pre-professionals – Class of 1957 and 1972 Graduate Teaching Assistant programs
- New Faculty – New Faculty Orientation
- Junior Faculty – Class of 1969 Teaching Fellows
- Senior Faculty – Senior Teaching Fellows
- All – Individual consultations, formal observation of classroom teaching, dialogues with students, videotaping and critiquing of lectures, workshops and seminars on relevant topics, grant preparation assistance
- Academic Units – Assistance with discipline-specific initiatives

Technology

- Training in instructional technology tools
- Individual consultations – Design and development

Assessment

- Course Evaluations – Administer the Institute's on-line Course/Instructor Opinion Survey, and publish annually updated normative data
- Grant preparation – Assistance with integrating assessment of the educational component into research grants, consultant work with faculty interested in writing educational proposals
- Consultations with faculty members or school directors in their efforts to support, develop, or assess teaching proficiency

Resources

- In-house library of related resources (including topics such as faculty development, syllabus design, and mentoring)
- Publication of newsletter, "*The Classroom*", for the campus.

Awards

- CETL/DOW Perseverance Award
- CETL/Frank Bogle Non-traditional Student Award
- CETL/BP GTA Teaching Excellence Award
- CETL/BP Junior Faculty Teaching Excellence Award

DISTANCE LEARNING, CONTINUING EDUCATION, AND OUTREACH

Distance Learning

Graduate level courses are available throughout the state of Georgia and the nation by videotape, CD-Rom, and over the Internet. Selected courses are available at some locations by video teleconferencing and satellite. The courses can be taken for professional development or with a degree objective. Qualified candidates are enrolled as regular part-time graduate students. A Master of Science degree can be earned in the fields of:

- Electrical Engineering
- Environmental Engineering
- Health Physics/Radiological Engineering
- Industrial Engineering
- Mechanical Engineering

Students at remote sites receive class handouts and videotapes of campus sessions by mail, and communicate with the instructor by telephone, computer, FAX, and/or e-mail. For a semester calendar, call (404) 894-3379, FAX 894-8924, write to Center for Distance Learning, Georgia Institute of Technology, Atlanta, GA 30332-0385, or e-mail: cdl@conted.gatech.edu.

Undergraduate courses are delivered by videotape to Georgia Tech co-op students on work semester. Undergraduate engineering courses are delivered by video teleconferencing to pre-engineering students at other units of the University System.

During the 2000-2001 academic year, 90 faculty delivered 97 courses with 879 enrollments.

Continuing Education

Continuing Education coordinates the delivery of non-credit short courses and professional development programs to the public and to individual clients. Programs are held on campus and at selected other locations in the United States and other countries. In collaboration with the Center for Distance Learning, continuing education programs also are delivered via distance learning technologies, including videotape, video teleconferencing, online, and satellite. The Department of Continuing Education also hosts conferences and trade shows.

Short courses, varying in length from one-to-five days, are offered throughout the year to assist professionals with acquiring knowledge of different fields and new technologies. Courses are offered on various topics in engineering, architecture, science, management, economic development, research, and computing. There are 33 certificate programs, comprised of sequences of these short courses and are offered in the following nineteen areas:

- DataBase Management
- DSP and Telecommunications
- E-Commerce
- Hazardous Materials
- Human Factors and Ergonomics
- Information Technology
- Information Technology Project Management
- Internet/Web Design Programming
- Linux
- Logistics
- Management
- Multimedia
- Networking
- Occupational Safety and Health
- Power Engineering
- Radar Technology
- Software Engineering
- Sustainable Facilities and Infrastructure
- UNIX

During the 2000-2001 fiscal year, 873 short courses and 18 conferences were conducted with more than 25,000 participants. For a semester calendar of courses, call (404) 385-3502, FAX (404) 894-7398, write to Continuing Education, Georgia Institute of Technology, Atlanta, GA 30332-0385, or e-mail: conted@gatech.edu.

Georgia Tech provides on-site training and education programs for industrial organizations and government agencies. The programs are designed to meet the needs of the organization. During the past year, 56 programs were conducted for single clients. For more information, call (404) 385-3502, FAX (404) 894-0201, write to Continuing Education, Georgia Institute of Technology, Atlanta, GA 30332-0385, or e-mail: diana.turner@conted.gatech.edu.





DISTANCE LEARNING, CONTINUING EDUCATION, AND OUTREACH

Language Institute

The Language Institute offers classes to international students and business and professional people. An intensive English program provides six levels of instruction in English as a second language to participants from around the world. The program facilitates the assimilation of international students into campus life in the United States through orientation and assistance in the admissions process to American colleges and universities. For descriptive brochures, call (404) 894-2425, FAX (404) 894-8755, write to Language Institute, Georgia Institute of Technology, Atlanta, Georgia 30332-0374, USA, or e-mail: charles.windish@conted.gatech.edu.

Distance Learning, Continuing Education, & Language Institute Program Information

Institutional Continuing Education Units (CEU's) for 2000-2001 fiscal year totaled 61,279. These data represent all public service activity officially reported to the Department of Distance Learning, Continuing Education, and Outreach, in addition to programs coordinated by the department.

Table 4.21 Summary of Continuing Education Units, Fiscal Year 2001

	Number
Number of Programs	1,426
Attendees	31,080
Continuing Education Units (CEUs)	
Category I	61,226
Category II	53
Total Continuing Education Units	61,279

ECONOMIC DEVELOPMENT AND TECHNOLOGY VENTURES

Economic Development and Technology Ventures

Georgia Tech's Office of Economic Development and Technology Ventures (EDTV) provides a comprehensive set of services with a common objective: to promote the growth of business and industry in Georgia. The organization helps entrepreneurs start new companies, works as part of the state's economic development team to attract companies to Georgia, helps Georgia communities plan for growth, provides a broad range of assistance to Georgia business and industry, and assists Georgia Tech faculty in commercializing technological innovations.

Within the organization are three units: the Advanced Technology Development Center, Georgia Tech's business incubator for early-stage technology companies; the Economic Development Institute, Georgia Tech's statewide business and economic development service group; and VentureLab, a new initiative aimed at expanding technology commercialization from Georgia Tech research.

www.edtv.gatech.edu

Economic Development Institute

Each year, the Economic Development Institute (EDI) helps hundreds of Georgia businesses become more productive and competitive through direct technical assistance, consulting, workshops, and continuing education courses. EDI also helps communities plan for economic growth, provides professional development opportunities for economic developers, and as part of the state's economic development team, works to attract new business to Georgia.

EDI provides services statewide through a network of 17 regional offices. In addition to the broad expertise of field staff, the regional offices call on support from campus-based specialists in energy and environmental management, quality and international standards, manufacturing information technology, marketing and strategic planning, lean enterprise, process productivity, community technology development, feasibility and other economic development studies, and other areas.

EDI's expertise is supplemented by faculty from Georgia Tech's academic units and the Georgia Tech Research Institute. Georgia Tech is also a member of the National Manufacturing Extension Partnership, which makes additional resources available to Georgia Tech business and industry.

www.edi.gatech.edu





ADVANCED TECHNOLOGY DEVELOPMENT CENTER

The Advanced Technology Development Center (ATDC) provides crucial start-up support for early-stage advanced technology companies. At facilities in Atlanta and Warner Robins, ATDC offers business consulting, contacts with potential investors and sources of other business support, educational programs, access to resources in the University System, quality office space with flexible lease terms and an environment supportive of entrepreneurship.

Early-stage companies are selected for ATDC membership based on their application of new technologies in products, processes or services; quality of their management teams; product marketability; and growth potential. ATDC seeks to attract entrepreneurs with technology products or processes possessing a proprietary nature and protected by patent, copyright, or trade secrets.

During FY 2001, ATDC began a relationship with the Coca-Cola Company through a new division known as Fizzion. The role of Fizzion is to bring new technology into the world's best-known soft drink company by nurturing start-up firms that have beverage industry applications and serving as an interface for other sources of new technology.

www.atdc.org

Georgia Tech VentureLab

For more than 40 years, the Georgia Institute of Technology has been an innovation powerhouse fueling development of new products and formation of technology-driven companies. To expand the amount of commercialization activity arising from its nationally-ranked research program, Georgia Tech has established a new initiative known as VentureLab.

As a one-stop center for technology commercialization, VentureLab provides faculty a clear pathway from laboratory innovation to commercial market. It offers assistance throughout the process, including help in evaluating the commercial value of an innovation and guidance from entrepreneurs with experience in forming new companies.

As part of the Office of Economic Development and Technology Ventures, VentureLab builds on 20 years of experience at the Advanced Technology Development Center (ATDC), one of the nation's most prestigious business incubators. ATDC has graduated 81 technology companies since 1984. During calendar 2000, companies associated with ATDC attracted nearly a half-billion dollars in investment, and in November 2000, *Inc. Magazine* cited ATDC as one of eight U.S. "incubators that work."

www.venturelab.gatech.edu

Highlights of FY 2001

Growing New Companies:

- \$ More than \$691 million in revenues were generated and over 4,600 high-tech jobs were provided by companies in the incubator program during calendar 2000.
- \$ Investment in incubator companies totaled almost \$500 million.
- \$ Fifty-two companies participated, with nine companies graduating.

Attracting Companies to Georgia:

- \$ As part of Georgia's economic development team for prospective or expanding businesses, Georgia Tech helped attract more than \$41.8 million in new capital investment and create or save 662 jobs statewide.

Preparing Communities for Growth:

- \$ Conducted 87 community economic development projects in 45 Georgia counties.
- \$ Completed 43 fiscal and economic impact analyses, of which 19 were in communities/counties not previously served.
- \$ More than 720 economic development practitioners attended 13 training events.

Assisting Georgia Companies

- \$ Customers served through projects, technical assists, counseling sessions, and information assists totaled 1,220.
- \$ Customers reported the following impacts:
 - 91% took action on recommendations
 - 32% reported jobs created or saved
 - 44% had sales increases or cost savings
- \$ Over 8,000 participants attended 220 training events, workshops, and network meetings.
- \$ Companies helped by procurement assistance services received more than \$197 million in new government contracts.

INFORMATION TECHNOLOGY

The **Office of Information Technology (OIT)** views the current and future explosion of technology use as an unprecedented opportunity for OIT to infuse and sustain information technology competency across all areas of Georgia Tech. As technologists in higher education, we are committed to developing and supporting information technology systems and services that enhance educational and research environments of Georgia Tech.

The IT revolution is affecting all facets of campus life. OIT, comprised of seven directorates, is at the forefront of that revolution. Each of the directorates has specific responsibilities in achieving the goals mentioned above.

Customer Support

The **Customer Support (CS) Directorate** provides support for software applications and operating systems. CS services all of campus — providing walk-in help for faculty, staff and students, web submission of requests (24 x 7), telephone, and e-mail support. The directorate is divided into three groups, the **Computer Service Specialist (CSS) Program**, the **Customer Support Center (CSC)**, and **Computer Services and Consulting**.

The CSS Program focuses on providing dedicated on-site support to departments and academic units through a Service Level Agreement. The CSC, which is located in the Rich Computer Center, provides second level support to the students, faculty and staff as well as the centrally managed software distribution programs.

Computer Services and Consulting provides warranty repairs, system upgrades, software installations, and system backups on a cost recovery basis. In addition, system configurations pre-purchase information for new Dell and Apple equipment are provided to faculty and staff at no cost. This service is available to students through the bookstore. CS administers the Remedy Action Request problem management system. Using the Action Request System allows OIT to characterize the types of requests for assistance, as well as monitor the workload and demand by its customers. Visit the CS website, <http://www.oit.gatech.edu/cs/>.

Educational Technologies (ET) Directorate serves as the technology advocate for the academic faculty. The focus of the directorate's mission is to support technology as it applies to teaching and learning, and to assist in the deployment of technology in academic units. This mission is accomplished through close cooperation and coordination with the academic faculty; the Vice Provost for Undergraduate Studies and Academic Affairs; the Center for the Enhancement of Teaching and Learning; the Office for Distance Learning, Continuing Education, and Outreach; the Library & Information Center; and other campus organizations.

Services provided by the Educational Technologies Directorate include, but are not limited to, the following:

- Instructional Support
- Classroom Technology (Design and Deployment)
- General-Purpose Computing

ET supports the WebCT course management system, presently at version 3.6. Current configuration includes approximately 24,197 general accounts across 481 courses that include faculty, student, and Distance Learning/Continuing Education users. Student user accounts total 11,292. An instructional Technologist is available to provide direct support to the teaching faculty in the creation and integration of technology. The Rich Instructional Development Technology Center (ITDC) provides state-of-the-art video conferencing capabilities and development resources for the faculty.

The Classroom Technology & Audio Visual Initiative, <http://classrooms.gatech.edu/>, is currently in year three. As a result, 87 technology-enabled classrooms are available for faculty use. The room breakout includes: 64 (20-70 seat) and 23 (70+ seat) teaching environments.

The Student Multimedia Lab in the Rich facility provides high-end, cross-platform (Mac, PC, Unix) computing services that include negative, slide, and flatbed scanning, current software for

graphic design and web page development, as well as video capture and audio streaming technologies. A list of installed and supported software can be found by visiting <http://resources.edtech.gatech.edu>. This lab is generally used to support student academic research, technical projects, and technical presentations.

The High performance Computing group and Scientific Visualization group provide support to the research faculty. Visit the educational technologies website at <http://edtech.gatech.edu/aboutus/index.html>.

Enterprise Information Systems

The **Enterprise Information Systems (EIS) Directorate** designs, implements, and supports Georgia Tech's administrative and student information systems; develops and maintains the Institute's data repository; researches and evaluates new software tools; and provides technical project management and support to all administrative systems customers.

The Administrative and Intranet Systems Support Teams provide day-to-day assistance to those who use any of the campus' business or student information systems. These teams solve software problems, enhance functionality of vendor packages and develop custom solutions to meet campus priorities as necessary. This includes continued enhancements to the Banner Student Systems, Office of Sponsored Programs System, Faculty Evaluation, Faculty and Student Elections, and Parking. New efforts include the web-based Georgia Tech Administrative Service Center, a function focused, central access point and guide to administrative and financial services across campus. The teams are heavily involved with defining, building and supporting Georgia Tech's Intranet and Data Warehouse.

The System 2000 Implementation and Support Team provides professional software engineering and project management services for the System 2000 implementation effort, which includes PeopleSoft. The team is fully engaged in supporting the Human Resources Management System (HRMS) and PeopleSoft Financials System which includes General Ledger, Accounts Payable and Purchasing. The team has also developed and implemented the Salary Planning and Distribution System and the Grants System, using PeopleSoft tools. The next phase of implementation includes Benefits Administration in January 2002 and Asset Management targeted for March 2002. These are joint efforts between EIS, Human Resources, and the Business Office. Departments across the campus are involved in the design and testing of these mission critical implementations.

The System Management, Configuration Management and Database Administration Teams provide the infrastructure and support required by the Administrative/Intranet Systems and System 2000 Implementation Teams in their maintenance and implementation efforts. The System Management team focuses on issues such as software upgrades and patches, software migrations, application security, and technical architecture. The Configuration Management team provides support for creating consistency in desktops and software environments, software version control, software licensing and tracking, service request management and documentation releases. The Database Administration Team manages all of the Georgia Tech administrative systems' databases, as well as, the public database for student use and provides support for application upgrades and patches, database security, tuning and troubleshooting. Visit the EIS website at <http://www.eis.gatech.edu/>.

Information Security

Information Security (IS), is responsible for educating the campus community about security related issues, assessing current policies, developing new policies, assisting in strengthening technical measures to protect campus resources, and developing mechanisms to react to incidents and events that endanger those resources.

The IS team released a revised Computer and Network Usage Policy in July of 2001. The policy was designed to facilitate the Institute's mission and is reflective of the various campus constituencies that were represented by membership on the GT Information Security Policy Committee. The policy can be viewed at <http://www.security.gatech.edu/policy/usage.html>.





INFORMATION TECHNOLOGY

Under development and coordination is a security education and awareness program to proactively inform the campus community of network threats and strategies to reduce the impact of security events to the GT mission. An online Security Awareness Tutorial, <http://www.security.gatech.edu/tutorial.html>, is currently available and is designed to educate our students, faculty and staff on the issues of information and technology security.

The implementation of a campus border intrusion detection system is currently in the pilot phase and yielding positive results that offers valuable trending information. IS, in concert with the GT Information Security Policy Committee, developed and published incident procedures designed to limit Tech's exposure to existing security breaches and implemented process improvements to mitigate new and potential risks. This policy can be assessed at <http://www.security.gatech.edu/policy/usage/policy.html#7.2>.

IS recognized that the many facets of information security risks and mitigation strategies can be overwhelming. After collaboration with student organizations, campus administrators, faculty, and unit level computer support representatives, IS developed a roadmap accessible via the web, <http://www.security.gatech.edu/gt-infosec-roadmap>, in an effort to offer a perspective that is specific to Georgia Tech.

Information security alerts are distributed to campus immediately pertaining to issues such as high-risk virus or other high-risk system vulnerabilities that may allow for damage to or loss of campus information resources. The IS home page, http://www.security.gatech.edu/system_admin.html, provides a wealth of information on information security topics ranging from desktop security to Unix, Linux, and Windows security and system administration issues.

Users can report information resources security or abuse problems, by sending e-mail to: security@gatech.edu

Information Security also offers the following services:

- Policy consultation (unit level development)
- Network and modem scanning
- Risk assessment
- Incident investigation and response
- Virus protection
- Security Brown Bag sessions (at departmental location)

Operations and Engineering

Operations and Engineering (O&E) Directorate is responsible for the design, development, operation, management, and maintenance of the core campus servers, information technology services and systems, as well as the data, voice and video communications networks for the Georgia Tech community. As an extension of this responsibility, O&E coordinates with other campus units such as Capital Planning and Space Management in addition to Facilities, in the plans for information technology infrastructure and services for new and existing buildings.

O&E consists of multiple teams including: Engineering, Consolidated Operations, Campus Backbone, Campus Services, Academic Services, Administrative Services, and Financial Data Processing. These teams have individual roles as well as collaboration partnerships. O&E works with other OIT directorates to provide infrastructure for the administrative systems developed by Enterprise Information Systems, and augmenting Educational Technology activities. O&E initiates and conducts research integral to campus initiatives which ensure continued growth and refinement of our information management and network technology resources.

Recent projects include an in-depth analysis of the storage architecture for our major systems resulting in the acquisition of a storage architecture network (SAN) system, which will improve speed, volume and flexibility. Remote access initiatives were expanded to include a new mail service ("Spectrum"), which went live in July 2001. The Spectrum mail service provides secure mail access to students, faculty, and staff via the web as well as conventional POP clients. The service can be accessed virtually worldwide. Network improvements included completion of a

backbone upgrade (gigabit Ethernet) in multiple academic buildings, as well as research centers and administrative areas. A total of 6,000 new ports were activated. In addition, Georgia Tech's secure wireless network was increased to include 13 additional facilities, thus enabling users to conduct their work via laptops throughout 12.5 percent of the campus. O&E is also investigating the use of wireless connectivity outdoors, which would allow roaming between buildings. One experimental unit has been setup outdoors. This initiative is leading edge not only because it provides a secure wireless capability but also because the system is comprised of non-proprietary technology.

O&E also collaborates with Georgia Tech academic and research faculty on related endeavors. For example, O&E, in conjunction with Georgia State, operates the Southern CrossRoads (SoX) **GigaPoP**, the southeast's connection to Internet2. Numerous southeastern universities utilize the SoX GigaPoP as their connection into the Abilene Network Service. Abilene is a nationwide network that supports high performance, high bandwidth research applications, and serves as the national backbone for Internet2.

Planning and Programs

Planning and Programs (P&P) provides full life-cycle project management services for a broad range of coordinated activities that require a significant commitment of deliverables and resources by the Office of Information Technology (OIT). These projects usually involve cross-functional teams with both technical and functional participants. Many times it is critical to have OIT involvement in projects initiated and managed outside of OIT.

P&P coordinates OIT's participation in these projects, assuring that appropriate expertise is provided to meet agreed project objectives. This is especially important in initiatives that significantly impact or heavily rely upon centrally supported information technology infrastructure and/or support services. The primary purpose our project management services is to provide a scalable and repeatable process that builds upon industry-proven standards for successful definition, planning and execution of activities requiring a high degree of commitment and coordination. Coordination of necessary OIT participation in campus initiatives is intended to assure a win-win situation that best leverages centrally supported information technology resources to support strategic information technology initiatives for the entire campus community. Visit the P&P website at <http://www.oit.gatech.edu/pp/>.

Some of the projects supported by Planning and Programs include:

- Development of OIT's Professional Development Program
- Phases 1 and 2 of the Parking System implementation
- Phase 1 of the Electronic Gradebook
- GT wireless network prototype
- Secure remote access for GTREP participants
- Assessment of a campus-wide pay-for-print solution
- Formal planning for multiple Web/CT upgrades
- Coordination of GT's PeopleSoft technical and functional training program

Resource Management

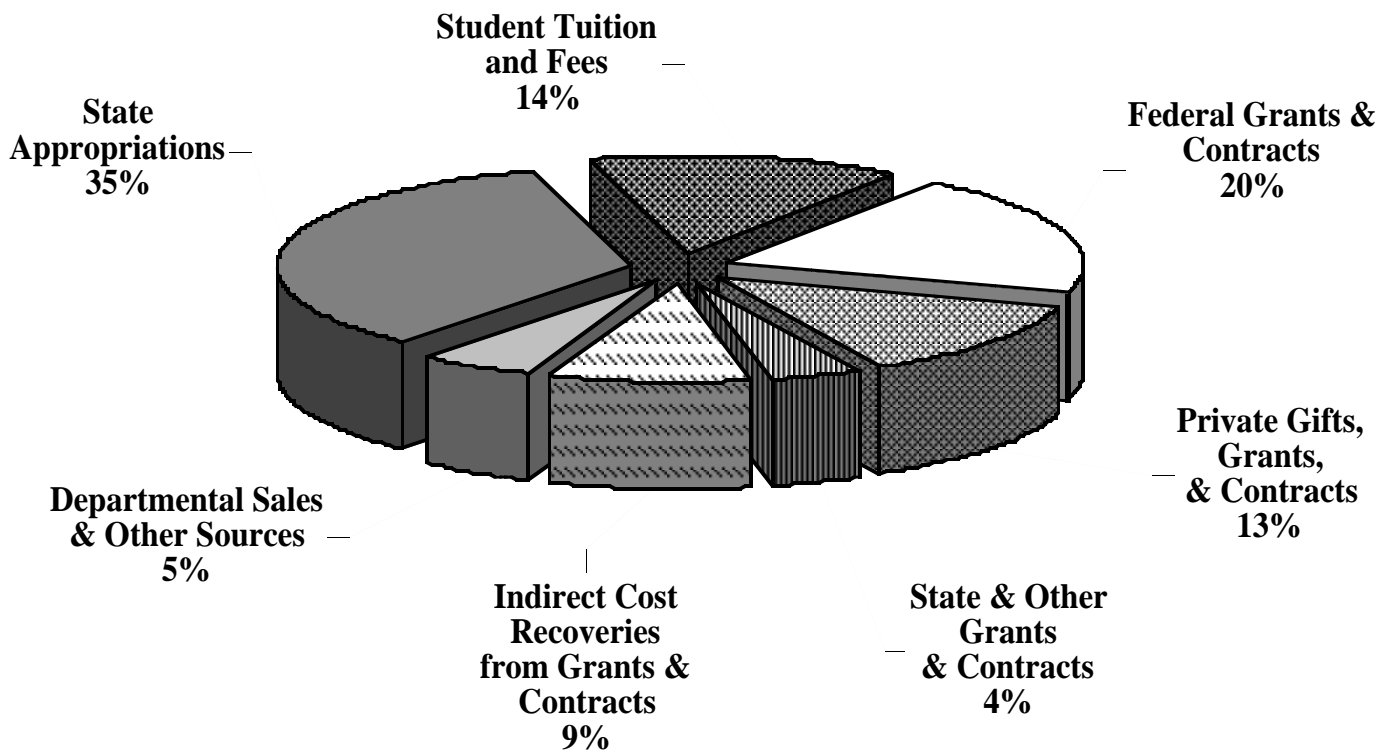
The **Resource Management (RM) Directorate** provides centralized management of the Office of Information Technology's budgetary, purchasing, facilities, and human resource functions. This office provides both internal and external support to the OIT campus and units.

RM manages Georgia Tech's electronic data processing (EDP) approval process, revenue and expense accounting processes related to cost centers, property management, and the functions relating to personnel and policies of the Institute and Board of Regents.

The staff assists the Associate Vice President and Associate Vice Provost with coordination of OIT resources related to the long-range strategic plan. Other areas included under RM are **Media and Public Relations**; and **Printing and Copying Services (PCS)**. For more information about OIT, visit the OIT Home Page at <http://www.oit.gatech.edu>.



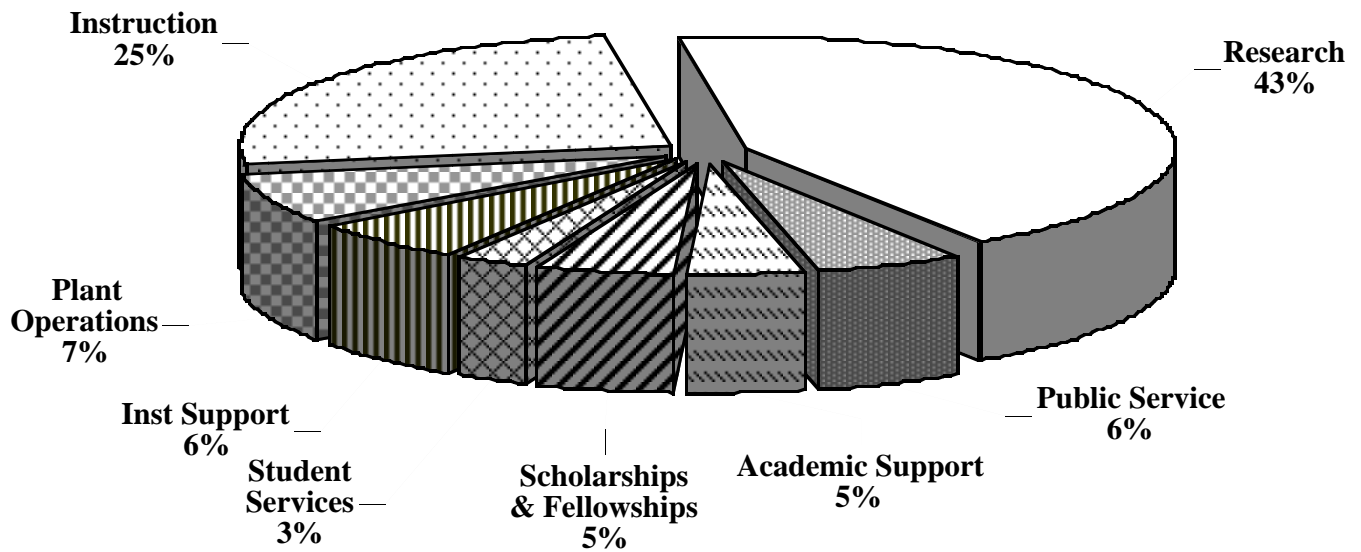
**Fig. 5.1 Georgia Institute of Technology
Educational and General Revenues
Fiscal Year 2001
Actual: \$589 Million**



NOTE: This schedule presents "Educational and General" revenues by major source. E&G excludes \$64 million in revenue of auxiliary operations such as housing and parking and also excludes \$73 million in revenues of affiliate organizations: GT Athletic Association, GT Foundation, and GT Research Corporation.



**Fig. 5.2 Georgia Institute of Technology
Educational and General Expenditures by Program
Fiscal Year 2001
Actual: \$587 Million**

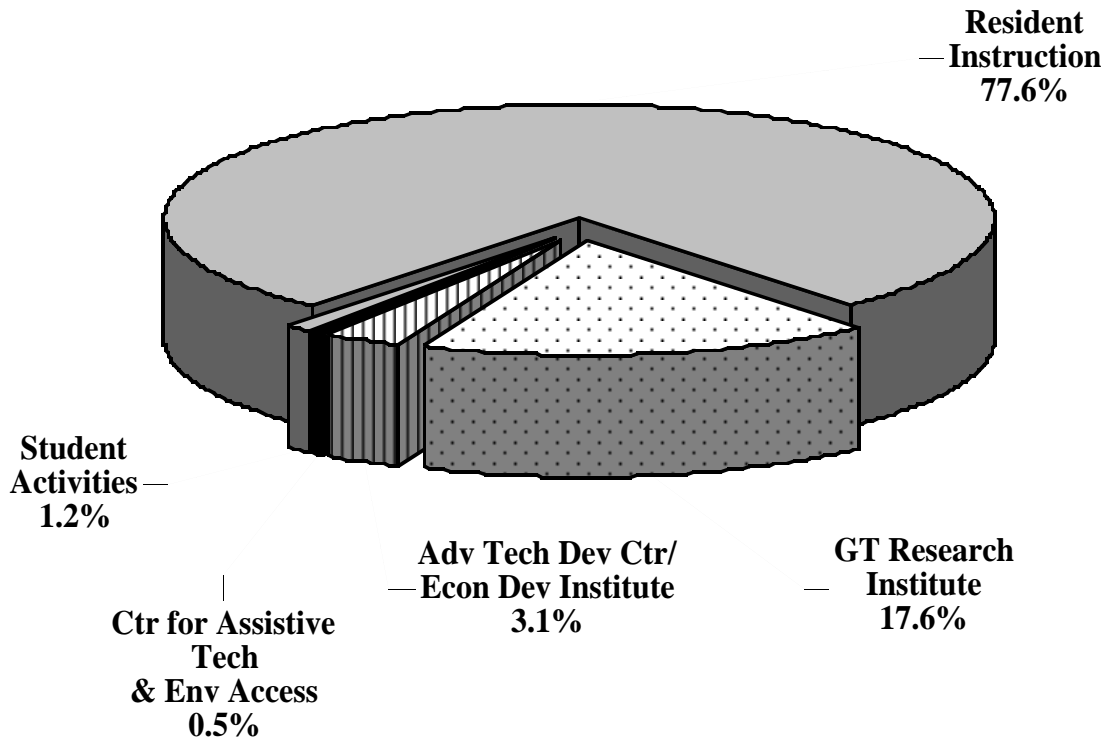


NOTE: This schedule presents "Educational and General" expenditures by major program. E&G excludes \$58 million in auxiliary operations such as housing and parking and also exclude \$50 million in expenditures of affiliate organizations: GT Athletic Association, GT Foundation, and GT Research Corporation.





**Fig. 5.3 Georgia Institute of Technology
Educational and General Expenditures by Fund
Fiscal Year 2001
Actual: \$587 Million**

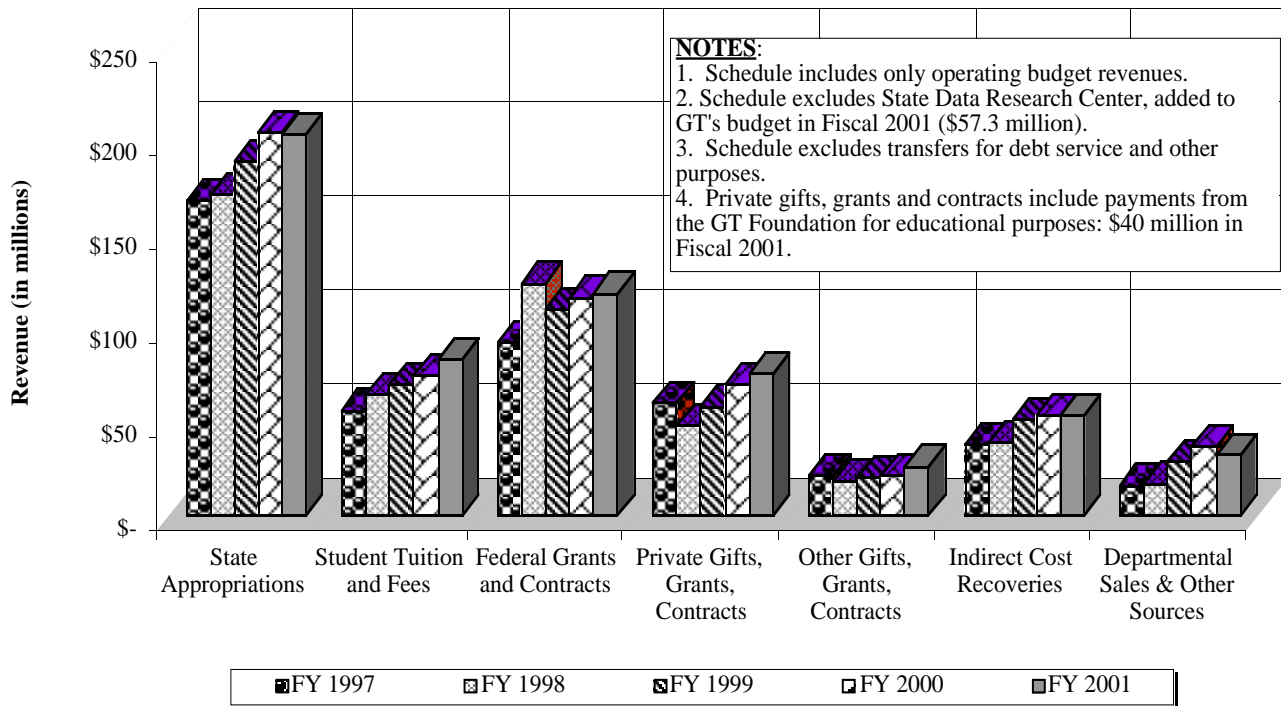


NOTE: This schedule presents "Educational and General" expenditures by major fund. E&G excludes \$58 million in auxiliary operations such as housing and parking and also exclude \$50 million in expenditures of affiliate organizations: GT Athletic Association, GT Foundation, and GT Research Corporation.

**Georgia Institute of Technology
Total Actual Revenues
FY 1997 - FY 2001
(In Millions of Dollars)**

Major Revenue Category	Actual Revenue				
	FY 1997	FY 1998	FY 1999	FY 2000	FY 2001
State Appropriations	\$167.1	\$170.6	\$188.2	\$203.9	\$202.9
Student Tuition and Fees	55.8	63.6	69.5	74.0	83.2
Federal Grants and Contracts	92.1	123.3	109.1	115.6	117.6
Private Gifts, Grants, Contracts	59.8	47.7	58.1	69.4	75.0
Indirect Cost Recoveries	37.1	38.6	50.4	53.4	53.4
Departmental Sales & Other Sources	15.9	16.9	28.8	36.6	31.4
Other Gifts, Grants, Contracts	21.3	18.1	19.4	20.6	25.6
Total Educational & General Revenue	\$449.0	\$478.7	\$523.5	\$573.5	\$589.2
Auxiliary Enterprises	53.0	54.2	58.9	62.8	64.1
Total Current Institute Revenue	\$502.1	\$532.9	\$582.4	\$636.3	\$653.3
Affiliate Organizations:					
GT Athletic Association	\$18.4	\$19.9	\$20.1	\$23.5	\$27.3
GT Foundation	15.2	19.0	32.9	38.0	32.5
GT Research Corporation	10.7	10.5	11.8	12.9	13.4
Total Affiliate Organizations	\$44.3	\$49.4	\$64.8	\$74.4	\$73.2
GRAND TOTAL - GEORGIA TECH	\$546.4	\$582.3	\$647.2	\$710.7	\$726.5

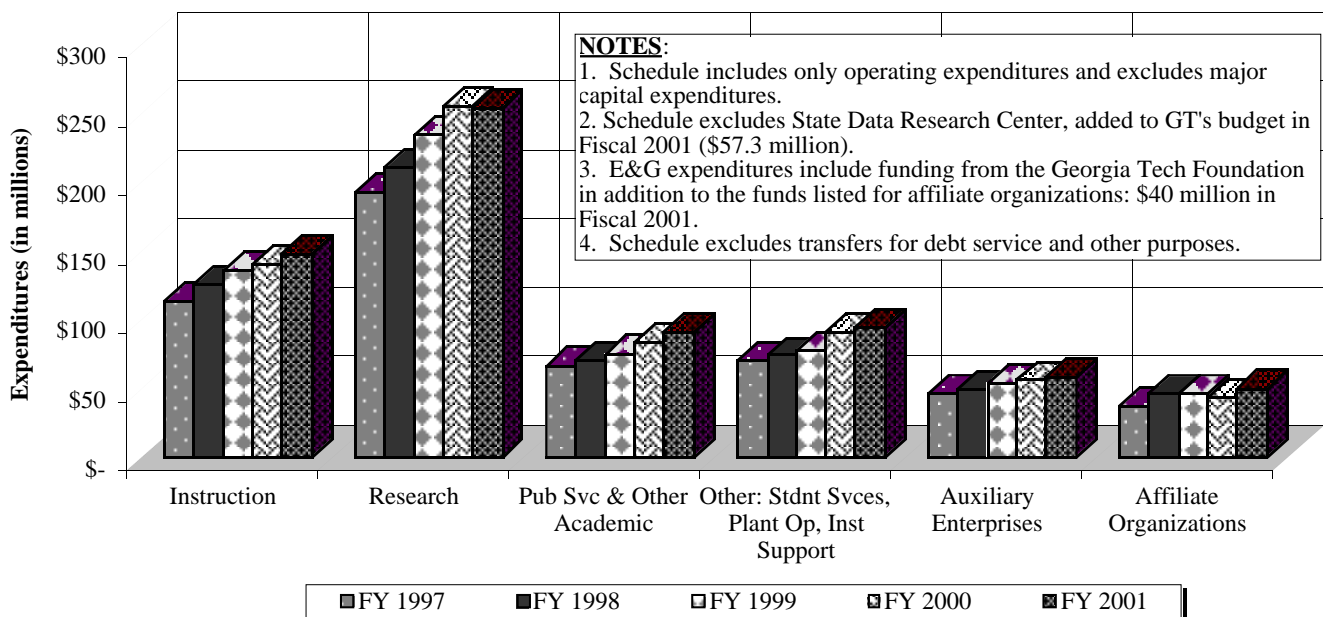
Fig. 5.4 Total Actual Revenues FY 1997-2001



**Georgia Institute of Technology
Total Actual Expenditures
FY 1994 - FY 2001
(In Millions of Dollars)**

Program Category	Actual Expenditures				
	FY 1997	FY 1998	FY 1999	FY 2000	FY 2001
Academic Programs					
Instruction	\$113.2	\$125.1	\$135.8	\$140.2	\$148.0
Research	193.4	210.6	234.0	255.4	254.2
Public Service	23.9	24.4	23.3	28.4	32.5
Academic Support	23.6	24.9	27.1	28.2	27.4
Scholarships and Fellowships	18.9	21.1	25.0	26.5	30.6
Sub-Total - Academic Programs	\$373.0	\$406.2	\$445.3	\$478.7	\$492.6
Support Programs					
Student Services	\$10.2	\$11.1	\$12.2	\$14.8	\$15.9
Institutional Support	34.1	35.1	36.6	35.6	36.0
Plant Operations	26.5	27.6	29.3	40.8	42.4
Total Educational and General	\$443.8	\$480.1	\$523.5	\$569.9	\$587.0
Auxiliary Enterprises	\$46.8	\$49.4	\$54.0	\$55.9	\$58.2
Total Current Institute Expenditures	\$490.6	\$529.5	\$577.5	\$625.8	\$645.2
Affiliate Organizations:					
GT Athletic Association	\$18.5	\$19.9	\$20.4	\$23.0	\$27.3
GT Foundation	10.7	16.3	13.2	10.6	10.5
GT Research Corporation	8.0	9.8	12.5	9.8	12.2
Total Affiliate Organizations	\$37.2	\$46.0	\$46.1	\$43.4	\$50.0
GRAND TOTAL - GEORGIA TECH	\$527.8	\$575.6	\$623.6	\$669.2	\$695.2

Fig. 5.5 Total Actual Expenditures FY 1997-2001





RESEARCH SCOPE

Georgia Tech is a major center for advanced technology in Georgia and the Southeast. With faculty in excess of 1,900 and graduate students in excess of 4,500, the Institute conducts research of national significance, provides research services and facilities to faculty, students, industry, and government agencies, and supports the economic and technological growth of the state. Research operations are carried out through schools, centers, and laboratories, each performing research in a particular field of interest.

National Science Foundation statistics place Georgia Tech second in the nation for overall volume of engineering research and development expenditures, behind only Johns Hopkins University (for fiscal year 1999 and last posted period). In dollar volume of research, Georgia Tech research areas ranked in the nation's top ten including aeronautical/astronautical engineering (5th), civil engineering (7th), electrical engineering (1st), computer sciences (7th), mechanical engineering (4th).

Most of the research is supported by contracts with government organizations and private industry. The Georgia Tech Research Corporation, a non-profit organization incorporated under the laws of the state of Georgia, serves as the contracting agency. It also licenses intellectual property created at Georgia Tech, including patents, software, trade secrets, and other similar properties.

Georgia Tech is proud of the diversity and strength of its research programs and conducts research in a wide range of engineering, science, computing, architecture, public policy, social sciences, management, and related areas. Some examples of current research topics include:

Biological/Health-related: optical biosensors for detecting food pathogens, electron transport in DNA strands, acoustical control in hospitals and nursing homes, a unique biomaterial for replacement arteries and cartilage, intervention and prevention of falls in the elderly, prosthetics research and land mine survivors, mechanical regulation of skeletal muscle length, deformation of DNA and protein molecules under mechanical forces, medical imaging, digital speech processing, models of prion and amyloid diseases, gene identification in DNA genomes, engineering a bioartificial pancreas, microneedles for drug delivery, and rational design of drugs.

Environmental/Quality of Life-related: development of online identity, near-critical water as a replacement solvent, measuring small-particle air pollutants, air emissions as a factor of vehicle age, early detection of tornadoes, accountability in scientific research, societal impacts of the Information Revolution, underwater acoustics, the ecology of temperate and tropical reef communities, railroad crossing safety management system, the "Aware Home," mathematics learning in a 3-D multi-user environment, using multimedia to enhance the study of film, experimental courtrooms, strategies for metropolitan Atlanta regional transportation and air quality, assistive technology, system infrastructure for ubiquitous presence, and remote inspection of power line crossarms.

Manufacturing/Business/Military-related: business costs of environmental permitting, magnetic resonance imaging of industrial processes, ultra-low VOC coating materials, an electronic system for tracking military inventory, bistatic imaging and radar cross section of military vehicles, wearable computers for "just in time" training, intelligent turbine engines, aerospace systems analysis, rotorcraft technology, security of information and electronic commerce systems, electronic and mechanical properties of carbon nanotubes, the dynamics of aircrew communication, magnetic nanocrystal self-assembled superlattices, honeycomb structures for thermal dissipation, smart materials, magnetic nanoparticles, lighting up single molecules, mathematical modeling of MEMS devices, symbolic dynamics from experimental data, fluid flow controls with MEMS devices, precision machining, rapid prototyping, mechanical system diagnostics, assembly of electronic packages, software-enabled control for intelligent uninhabited aerial vehicles, advanced electronic interconnection, war and reconciliation factors, algorithms for paint color matching, standardizing test and evaluation process, applying computer imaging in the poultry industry, low-cost electronic warfare training system, stochastic networks in communications and manufacturing, research in large-scale integer programming, avoiding artificial bottlenecks in semiconductor wafer fabrication facilities, use of cockpit display of traffic information for increased pilot involvement, tactical mobile robots, and multi-modal shipment planning.

Approximately 1.3 million square feet of floor space is devoted to research incorporating a number of buildings on the Georgia Tech campus, as well as several off-campus facilities. The Georgia Tech Research Institute manages about 42 percent of the research and extension activities and centers, academic schools, and colleges manage the remaining 58 percent.

RESEARCH SCOPE

Table 6.1 Awards Summary by Unit, Fiscal Years 1997-2001**

Unit	1997	1998	1999	2000	2001
Engineering	573	568	551	681	695
Architecture	35	33	48	45	50
Computing	63	61	50	72	79
Ivan Allen	17	26	23	29	21
Management	—	—	—	1	2
Sciences	183	187	203	183	216
Research Centers	240	252	225	224	223
GTRI	546	499	570	615	598
Total	1,657	1,626	1,670	1,850	1,884

Unit	1997	1998	1999	2000	2001
Engineering	\$52,241,764	\$54,712,417	\$58,781,723	\$74,865,404	\$68,774,172
Architecture	1,817,423	3,045,586	4,863,190	3,021,809	5,497,275
Computing	6,423,365	5,559,392	6,191,128	10,710,535	11,338,172
Ivan Allen	1,787,567	2,655,489	1,950,533	2,032,538	1,826,729
Management	—	—	—	310,000	321,289
Sciences	16,472,500	18,337,806	24,729,729	17,499,163	24,453,930
Research Centers	15,461,441	13,979,899	20,801,389	16,630,914	26,412,060
GTRI	103,061,780	88,724,451	99,760,785	107,387,769	98,749,583
Total	\$197,265,840	\$187,015,040	\$217,078,477	\$232,458,132	\$237,373,210

** This summary includes research and other extramural support such as fellowships, traineeships, training grants, sponsored instruction, and instructional equipment grants. It does not include gifts or grants awarded through the Georgia Tech Foundation.

Table 6.2 Research Grants and Contracts* by Awarding Agency, Fiscal Year 2001

Awarding Agency	Amount	Percent of Total
U. S. Air Force	\$ 29,670,554	13.8%
U. S. Army	29,635,091	13.8%
U. S. Navy	15,789,264	7.3%
U. S. Department of Commerce	631,035	0.3%
U. S. Department of Defense	13,746,190	6.4%
U. S. Department of Education	633,103	0.3%
U. S. Department of Energy	2,224,905	1.0%
U. S. Department of Health and Human Services	6,291,976	2.9%
U. S. Department of Transportation	1,287,100	0.6%
U. S. Department of Interior	236,145	0.1%
Environmental Protection Agency	1,479,968	0.7%
National Aeronautics & Space Administration	9,728,397	4.5%
National Science Foundation	27,190,234	12.6%
Other Federal Agencies	1,875,336	1.2%
Total Federal Government	\$140,419,298	65.5%
Government Owned-Contractor Operated Facilities	1,567,623	0.7%
State and Local Governments	13,256,166	6.1%
Miscellaneous, Industrial and Other	59,497,427	27.7%
Grand Total	\$214,740,514	100.0%

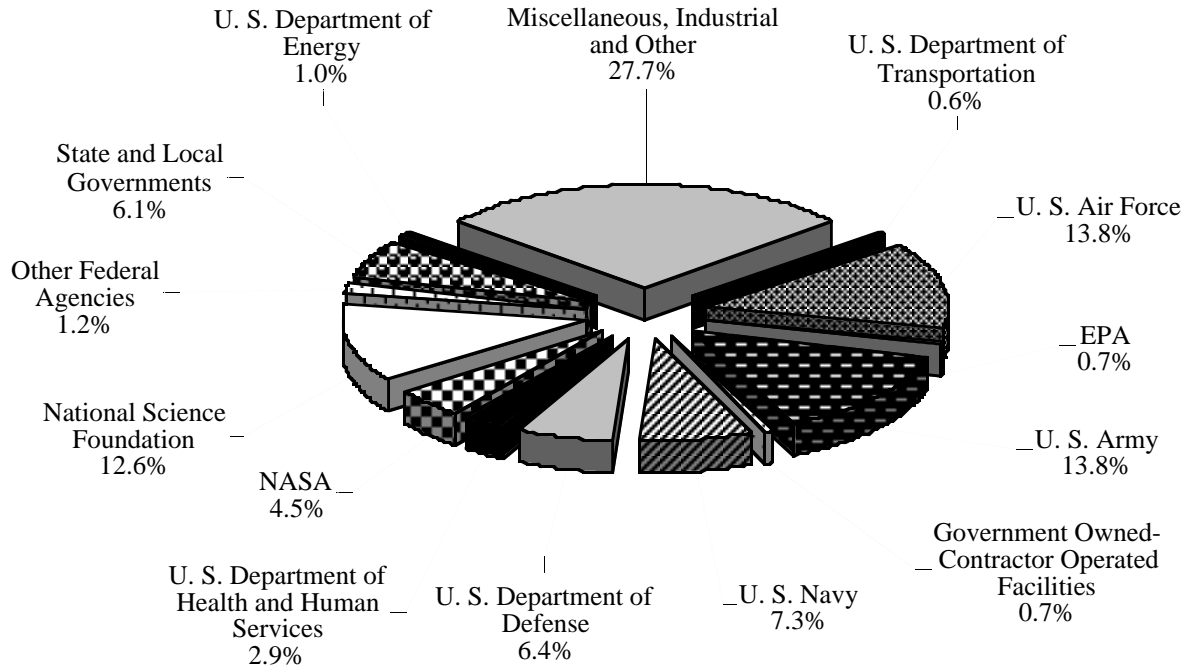
* This summary includes research *only* and does not include other extramural support such as fellowships, traineeships, training grants, sponsored instruction, instructional equipment grants and gifts or grants awarded through the Georgia Tech Foundation.



Source: Office of Sponsored Programs

RESEARCH SCOPE

**Fig. 6.1 Research Grants and Contracts
By Awarding Agency, Fiscal Year 2001**



RESEARCH SCOPE

Table 6.3 Awards Summary Detail, Fiscal Year 2001

Unit	Proposals		Awards*	
	Number	Amount	Number	Amount
College of Engineering				
Dean, College of Engineering	15	\$6,789,770	36	\$3,305,998
Aerospace	118	42,318,264	102	8,591,906
BME	23	13,386,027	18	1,400,969
Chemical	62	14,292,248	46	3,677,945
Civil	123	22,780,344	100	9,358,737
Electrical	214	105,112,508	192	22,087,676
GTEC	6	18,320,000	0	0
GTREP	3	205,850	2	169,861
Industrial & Systems	67	20,090,973	45	3,899,799
Materials	61	49,907,251	37	3,860,897
Mechanical	150	65,747,971	108	10,461,856
Textile & Fiber	14	4,300,497	9	1,958,527
Total	856	\$363,251,704	695	\$68,774,172
College of Architecture	60	\$20,144,201	50	\$5,497,275
College of Computing	90	\$89,246,625	79	\$11,338,172
Ivan Allen College	31	\$4,264,887	21	\$1,826,729
DuPree College of Management	5	\$8,415,082	2	\$321,289
College of Sciences				
Dean, College of Sciences	1	\$5,000	1	\$5,000
Biology	42	25,870,313	22	3,518,308
Chemistry	73	29,242,072	39	3,930,910
Earth & Atmospheric Sciences	70	21,950,578	60	6,643,577
Health Sciences	17	6,227,379	8	538,800
Mathematics	29	5,084,208	21	1,730,134
Physics	33	20,375,628	26	3,669,367
Psychology	28	8,118,346	21	2,056,739
CEISMC	15	3,075,361	14	2,033,959
MDI	5	1,565,788	4	327,136
Total	313	\$121,514,673	216	\$24,453,930
Research Centers	162	\$56,598,374	223	\$26,412,060
Georgia Tech Research Institute				
ARL Arlington Research Laboratory	21	\$11,527,012	32	\$3,272,934
ATAS Aerospace, Transportation, and Advanced Systems	67	37,365,524	73	16,297,880
SEAL Sensors and Electromagnetic Applications Laboratory	94	30,600,491	152	18,583,334
ELSYS Electronic Systems Laboratory	80	30,941,282	66	14,301,977
STL Signature Tech. Laboratory	35	19,943,874	47	13,583,888
ITTL Information Tech. and Telecommunications Laboratory	76	43,376,738	76	19,177,430
HRO Huntsville Research Operations	24	7,813,514	25	2,920,765
EOEML Electro-Optics, Environment, and Materials Laboratory	116	19,731,635	127	10,611,375
Total	513	\$201,301,071	598	\$98,749,583
Institute Total	2,030	\$864,736,617	1,884	\$237,373,210

* Awards include *only* the sponsored activity handled by the Office of Sponsored Programs and do not include gifts or grants for research awarded through the Georgia Tech Foundation.



Source: Office of Sponsored Programs



SPONSORED PROGRAMS

The Vice Provost for Research and Dean of Graduate Studies has the responsibility for all research programs conducted by the Georgia Institute of Technology. He works with the deans, chairs, directors, and other department heads in establishing research policies and procedures. In partnership with the Office of the President, the Georgia Tech Research Corporation (GTRC) and its subsidiary, Georgia Tech Applied Research Corporation (GTARC), the Office of Sponsored Programs (OSP) provides program development assistance as well as overall contract management for the sponsored research program at Georgia Tech. Organizationally, OSP reports to the Associate Vice Provost for Research who also serves as the General Manager for GTRC and GTARC. The Associate Vice Provost for Research is responsible, in cooperation with Grants and Contracts Accounting, for negotiating facilities and administrative (indirect) cost rates. Also, the Office of the Associate Vice Provost is responsible for the design and maintenance of an interactive automated database which integrates all contract administration functions and is used for management control and reporting. The database is used to produce and distribute a variety of periodic management reports including: a) a monthly listing of all deliverables due the following month, b) a quarterly overdue deliverables report, c) a monthly report of all sponsored activity, and d) a monthly report of cost-sharing commitments. In addition, specialized (ad hoc) reports are prepared on request.

Prior to funding, OSP provides assistance that leads to the submission of formal proposals. OSP is responsible for submitting all proposal and grant applications for sponsored research and instruction from GTRC, GTARC and the Georgia Institute of Technology. Contracting Officers review proposals and cost estimates for compliance with sponsor requirements and Institute policies, and prepare the business portion of proposals. Contracting Officers serve as the sponsor's point of contact for business matters during the evaluation process, negotiate the final terms of the contract or grant, and sign, in conjunction with an officer of GTRC or GTARC, the resulting agreement.

After sponsored research projects are funded, OSP has the responsibility for monitoring active grants and contracts. Upon receipt of a signed agreement, an initial in-depth review of the award documents takes place and relevant initiation forms are prepared and distributed. Complete project files are established and maintained for the duration of the program. All post-award project modifications to existing programs are processed by OSP. OSP is also responsible for the preparation and monitoring of subcontracts and consulting agreements issued by Georgia Tech under sponsored programs. Liaison with project sponsors is maintained by OSP Contracting Officers through responses to contractual situations or requests on day-to-day administrative matters. Responsibilities include monitoring programs to see that potential problems in meeting contractual obligations (i.e., assurance of satisfactory performance, submission of all deliverables, etc.) are called to the attention of Georgia Tech management in a timely manner. OSP is responsible for all contractual closeout actions, i.e., submission of final billing and research property and patent reports, accounting for the disposition of classified documents, and verification that deliverable requirements have been satisfied. OSP is also responsible for the preparation and administration of Small Business Administration (SBA) subcontracting plans.

Research Administration, Communications, Training, and Technologies (ReACTT) within OSP provides a multitude of services internally to OSP as well as to the entire Institute. ReACTT furnishes specialized educational, informational, and technological support to research administrators and faculty. Workshops are offered on a variety of topics of interest to research faculty and administrators. ReACTT is the focal point for electronic research administration at Georgia Tech. ReACTT researches the literature and electronic sources and publicizes announcements of funding opportunities, orders and/or electronically downloads Requests for Proposals (RFPs) and other solicitations, and distributes them to the campus. ReACTT also assists individual researchers in program development activities through database searches, and obtaining guidelines, application forms, etc. A newsletter, *Research News*, is published monthly by this division; it is also posted to the internet. ReACTT has access to several databases and assists with individualized searches for funding opportunities and sponsor information. These databases have also been made accessible through the OSP Internet homepage at <http://www.osp.gatech.edu>. ReACTT administers the Community of Science (COS) program at Georgia Tech and assists researchers in maintaining their COS profiles and in using the COS database. ReACTT helps researchers with electronic submission of proposals via FastLane and other systems. ReACTT distributes all proposals and deliverable reports and serves as the filing center for project files and progress reports, pending receipt of final reports, and subsequent submission to the Archives section of the Georgia Tech Library.

GEORGIA TECH RESEARCH CORPORATION

Founded in 1937, the Georgia Tech Research Corporation (GTRC) is a state chartered not-for-profit corporation serving Georgia Tech as a University System of Georgia approved cooperative organization. By charter, GTRC "... shall be operated exclusively for scientific, literary and educational purposes . . . conduct laboratories, engage in scientific research, and distribute and disseminate information resulting from research." GTRC is an IRS section 501(c)(3) not-for-profit organization and is located on campus in the 505 Tenth Street Building. Georgia Tech Applied Research Corporation (GTARC) is a wholly controlled subsidiary of GTRC and serves the Georgia Tech Research Institute (GTRI).

GTRC serves as the contracting agency for all of the sponsored research activities at Georgia Tech. The Research Corporation, since its founding, has received some 35,466 contracts for a total value of over \$3.15 billion. It also licenses all intellectual property (patents, software, trade secrets, etc.) created at Georgia Tech. At the end of the fiscal year, GTRC held 235 patents on behalf of Georgia Tech and had 185 patent applications pending approval of the U. S. Patent and Trademark Office. All funds collected by GTRC are used to support various Georgia Tech programs requested by the Institute and as approved by the GTRC Board of Trustees. In addition to paying for sponsored research costs, license and royalty fees, and all corporate operating expenses during Fiscal Year 2001, GTRC provided more than \$12.6 million to Georgia Tech in the form of grants and funded support programs.

Additionally, GTRC assists Georgia Tech in obtaining quality research space, enters into long-term leases for specialized research equipment, and conducts other research support programs as requested by the Institute.

Table 6.4 Revenues, Fiscal Years 2000 and 2001

Revenue	2000	2001
Sponsored Research	\$203,387,324	\$213,933,800
License and Royalty	2,179,757	2,275,068
Investment & Other	1,211,079	1,315,531
Total Revenue	\$206,778,160	\$217,524,399

Table 6.5 Grants and Funded Support Programs, Fiscal Year 2001

Support	Amount
Research Operations	
Equipment, facilities, matching grants	\$6,114,000
Contingency and liability support	2,819,347
Total	\$8,933,347
Research Personnel, Recruiting, and Development	
Senior research leadership/incentive grants	\$1,533,892
Contract development/technology transfer expenses	847,642
Ph.D. support and tuition assistance programs	467,110
Foreign travel and professional society support	198,007
Promotional expenses/Research Association Dues	510,635
New faculty moving expenses	100,908
Faculty and staff recognition/awards program	88,815
Total	\$3,747,009
Total Support	\$12,680,356

Table 6.6 GTRC Sponsored Research Contracting Operations, Fiscal Years 2000 and 2001

	2000	2001
Proposals submitted	2,031	2,030
Dollar value	\$766,829,261	\$864,736,617
Proposals outstanding	1,733	2,048
Dollar value	\$868,323,127	\$1,026,150,576
Contracts Awarded	1,850	1,884
Dollar value	\$232,458,132	\$237,373,210



**GEORGIA TECH RESEARCH CORPORATION
GEORGIA TECH APPLIED RESEARCH CORPORATION**

Table 6.7 GTRC Technology Licensing Activities, Fiscal Years 2000 and 2001

	2000	2001
Inventions, software and copyright disclosures	175	154
U. S. patents issued	24	35
Expressions of possible licensing interest received	100	100
Invention licenses executed	15	15
Software licenses executed	20	16
Copyright licenses	0	1

Table 6.8 Georgia Tech Research Corporation Officers/Georgia Tech Applied Research Corporation Officers

Name	Office
Mr. M. Andrew Clark	Chairman
Mr. Ben J. Dyer	Vice Chairman
Dr. G. Wayne Clough	President
Dr. Charles L. Liotta	Vice Provost for Research
Ms. Jilda D. Garton	Associate Vice Provost and General Manager
Dr. Edward K. Reedy	Secretary
Dr. Jean-Lou Chameau	Treasurer

Table 6.9 Georgia Tech Research Corporation Trustees/Georgia Tech Applied Research Corporation Trustees

Trustee	Title
William C. Archer	Executive Vice President for External Affairs, Georgia Power
Dr. Jean-Lou Chameau	Provost and Vice President for Academic Affairs, Georgia Tech
Mr. M. Andrew Clark	Vice President for International Leasing, The Uniroyal Goodrich Tire Company
Dr. G. Wayne Clough	President, Georgia Tech
Mr. Ben J. Dyer	Chairman, Intellimedia Corp.
Winford G. Ellis	Rear Admiral, Retired
Dr. James L. Ferris	President, Institute of Paper Science & Technology
Dr. Michael M. E. Johns	Executive Vice President for Health Affairs, Emory University
Mr. Lewis Jordan	Chairman of Wingspread Enterprises LLC
Ms. Shirley Mewborn	Vice President and Treasurer, Southern Engineering Co.
Mr. Leland Strange	Chairman, President and CEO of Intelligent Systems Corporation
Mr. Robert K. Thompson	Senior Vice President for Administration and Finance, Georgia Tech

Table 6.10 Georgia Tech Research Corporation Trustees Emeritus/Georgia Tech Applied Research Corporation Trustees Emeritus

Trustees Emeritus	Title
Dr. William B. Harrison	Former Senior Vice President, Southern Company Services
Mr. E. E. Renfro, III	Former Director, Nuclear Operations, Florida Power Corporation
Mr. Glen P. Robinson, Jr.	Former Chairman, Scientific-Atlanta
Mr. Kenneth G. Taylor	Former President, Simons-Eastern Engineering

INTERDISCIPLINARY CENTERS

To stimulate cooperation in emerging areas of education and research, Georgia Tech has established a network of more than 100 centers that cut across traditional academic disciplines. Drawing upon human and technical resources throughout the university, the centers provide an interdisciplinary setting for addressing basic and applied problems of interest to government and private enterprise. They also provide a mechanism for interdisciplinary thrusts in graduate and undergraduate education.

Centers are established and terminated as needs and opportunities change. Tech's centers involve faculty from academic colleges and from the Georgia Tech Research Institute (GTRI). GTRI provides additional flexibility to research at Georgia Tech and complements academic programs. All of Tech's interdisciplinary centers perform sponsored research on a contractual basis. Industry affiliate memberships are also available through several of the centers. Membership benefits include special access to Tech's broad technical resources, cooperative research programs, and timely technical reports and preprints. A brief description of the majority of Georgia Tech's centers can be found through the University System of Georgia's web site at <http://www.usg.edu/admin/icapp/centers/gatech/>. A list of centers and their contact information follows:

Reporting through the College of Architecture:

Advanced Wood Products Laboratory (AWPL)
Director: Karl Brohammer Ph: (404) 463-2556
E-mail: karl.brohammer@arch.gatech.edu

Center for Geographic Information Systems (GIS)
(Also reports through GTRI)
Director: Steven P. French Ph: (404) 385-0900
E-mail: steve.french@arch.gatech.edu

Center for Quality Growth and Regional Development (CQGRD)
Interim Director: Cheryl K. Contant Ph: (404) 894-2350
E-mail: cheryl.contant@arch.gatech.edu

Center for Assistive Technology and Environmental Access (CATEA)
Director: Joseph A. Koncelik Ph: (404) 894-1413
E-mail: joe.koncelik@arch.gatech.edu

Construction Resource Center (CRC)
Director: Roozbeh Kangari Ph: (404) 894-2296
E-mail: roozbeh.kangari@arch.gatech.edu

Reporting through the College of Computing:

Center for Experimental Research in Computer Systems
Director: Karsten Schwan Ph: (404) 894-2589
E-mail: karsten.schwan@cc.gatech.edu

Georgia Tech Information Security Center (GTISC)
Interim Director: Peter Freeman Ph: (404) 894-4222
E-mail: freeman@cc.gatech.edu

Graphics, Visualization and Usability Center (GVUC)
Director: Aaron Bobick Ph: (404) 894-8591
E-mail: aaron.bobick@gvu.gatech.edu

Modeling and Simulation Research and Education Center
Director: Dr. Richard Fujimoto Ph: (404) 894-5615
E-Mail: richard.fujimoto@cc.gatech.edu

Reporting through the College of Engineering:

Air Resources and Engineering Center
Director: Ted Russell Ph: (404) 894-3079
E-mail: ted.russell@ce.gatech.edu

Center for Applied Geomaterials Research
Co-Director: J. Carlos Santamarina Ph: (404) 894-7605
E-mail: carlos@ce.gatech.edu
Co-Director: Lenoid Gernamovich Ph: (404) 894-2284
E-mail: leonid.gernamovich@ce.gatech.edu

Carpet and Research Program for Engineered Tufts
Director: Fred L. Cook Ph: (404) 894-2536
E-mail: fred.cook@textiles.gatech.edu

Center for Advanced Systems Analysis (CASA)
Co-Director Daniel P. Schrage Ph: (404) 894-6257
E-mail: daniel.schrage@aerospace.gatech.edu
Co-Director: James I Craig Ph: (404) 894-3042
E-mail: james.craig@aerospace.gatech.edu

Center for Applied Probability
Director: Richard Serfozo Ph: (404) 894-2305
E-mail: richard.serfozo@isye.gatech.edu

Center for Board Assembly Research
Director: Edward W. Kamen Ph: (404) 894-2994
E-mail: ed.kamen@ee.gatech.edu

Atlanta Electronic Commerce Resource Center (CALS)
Director: Robert Fulton Ph: (404) 894-7409
E-mail: robert.fulton@me.gatech.edu

NSF-ERC Georgia Tech/Emory Center for the Engineering of Living Tissues (GTEC)
Director: Robert M. Nerem Ph: (404) 894-2768
E-mail: robert.nerem@ibb.gatech.edu

Center of Excellence in Rotocraft Technology (CERT)
Director: Daniel P. Schrage Ph: (404) 894-6257
E-mail: daniel.schrage@aerospace.gatech.edu

Center for Nanoscience and Nanotechnology
Director: Z.L. Wang Ph: (404) 894-8008
E-mail: zhong.wang@mse.gatech.edu

Center for Polymer Processing
Co-Director: Jonathan S. Colton Ph: (404) 894-7407
E-mail: jonathan.colton@me.gatech.edu
Co-Director: John D. Muzzy Ph: (404) 894-2882
E-mail: john.muzzy@che.gatech.edu

Center for Research in Embedded Systems and Technology
Director: Krishna Palem Ph: (404) 894-2574
E-mail: krishna.palem@ee.gatech.edu

Center for Signal and Image Processing (CSIP)
Director: Ronald W. Schafer Ph: (404) 894-2917
E-mail: rws@ece.gatech.edu

Center GTL-CRNS Telecom (CGCT)
Director: William T. Rhodes Ph: (404) 894-2929
E-mail: bill.rhodes@ee.gatech.edu

Composites Education and Research Center (CERC)
Director: W. Steven Johnson Ph: (404) 894-3013
E-mail: steve.johnson@mse.gatech.edu

Computer-Aided Structural Engineering Center (CASE)
Director: Lawrence F. Kahn Ph: (404) 894-8021
E-mail: lawrence.kahn@ce.gatech.edu





INTERDISCIPLINARY CENTERS

Electron Microscopy Center

Director: Z. L. Wang Ph: (404) 894-8008
E-mail: zhong.wang@mse.gatech.edu

Fluid Properties Research Institute (FPRI)

Director: Aryn S. Teja Ph: (404) 894-3098
E-mail: amyn.teja@che.gatech.edu

Fusion Research Center (FRC)

Director: Weston M. Stacey, Jr. Ph: (404) 894-3714
E-mail: weston.stacey@me.gatech.edu

Georgia Centers for Advanced Telecommunications Technology (GCATT)

Director: Nikil S. Jayant Ph: (404) 894-7285
E-mail: nikil.jayant@ee.gatech.edu

Georgia Tech Broadband Institute

Director: Nikil S. Jayant Ph: (404) 894-7285
E-mail: nikil.jayant@ee.gatech.edu

Georgia Transportation Institute

Director: Glenn J. Rix Ph: (404) 894-2292
E-mail: glenn.rix@ce.gatech.edu

Georgia Water Resource Institute

Director: Aris P. Georgakakos Ph: (404) 894-2240
E-mail: ageorgak@ce.gatech.edu

Health Systems Research Center (HSRC)

Director: Francois Sainfort Ph: (404) 894-7792
E-mail: francois.sainfort@isye.gatech.edu

Parker H. Petit Institute for Bioengineering and Bioscience

Director: Robert M. Nerem Ph: (404) 894-2768
E-mail: robert.nerem@ibb.gatech.edu

Institute for Sustainable Technology and Development (ISTD)

Director: Berdinus A. Bras Ph: (404) 894-9667
E-mail: bert.bras@me.gatech.edu

The Logistics Institute (TLI)

Director: Mike Thomas Ph: (404) 894-5056
E-mail: michael.thomas@carnegie.gatech.edu

Manufacturing Research Center

Director: Steven Danyluk Ph: (404) 894-9687
E-mail: steven.danyluk@marc.gatech.edu

Mechanical Properties Research Laboratory (MPRL)

Director: David L. McDowell Ph: (404) 894-5128
E-mail: david.mcdowell@me.gatech.edu

Microelectronics Research Center

Director: James D. Meindl Ph: (404) 894-5101
E-mail: james.meindl@mirc.gatech.edu

NSF Mid-America Earthquake Center

Director: Barry Goodno Ph: (404) 894-2227
E-mail: barry.goodno@ce.gatech.edu

Molecular Design Institute

Director: William S. Rees Ph: (404) 894-4049
E-mail: will.rees@chemistry.gatech.edu

National Electric Energy Testing, Research and Applications Center (NEETRAC)

Director: Hans B. Puttgen Ph: (404) 894-2927
E-mail: hans.puttgen@ee.gatech.edu

National Textile Center

Site Director: Haskell Beckham Ph: (404) 894-4198
E-mail: haskell.beckham@textiles.gatech.edu

Neely Nuclear Research Center (NNRC)

Director: Nolan E. Hertel Ph: (404) 894-3601
E-mail: nolan.hertel@me.gatech.edu

NSF-ERC Packaging Research Center (PRC)

Director: Rao R. Tummala Ph: (404) 894-9097
E-mail: rao.tummala@ee.gatech.edu

NSF-IGERT Initiative

Director: Mark Hay Ph: (404) 894-8429
E-mail: mark.hay@biology.gatech.edu

Phosphor Technology Center of Excellence

Director: Christopher J. Summers Ph: (404) 385-0697
E-mail: chris.summers@mse.gatech.edu

Polymer Education and Research Center (PERC)

Director: Vacant

Rapid Prototyping and Manufacturing Institute

Director: Steven Danyluk Ph: (404) 894-9687
E-mail: steven.danyluk@marc.gatech.edu

Specialty Separations Center

Director: Charles A. Eckert Ph: (404) 894-7070
E-mail: charles.eckert@che.gatech.edu

Technology Policy and Assessment Center (TPAC)

Director: Alan L. Porter Ph: (404) 894-2330
E-mail: alan.porter@isye.gatech.edu

University Center of Excellence for Photovoltaic Research and Education (UCEP)

Director: Ajeet Rohatgi Ph: (404) 894-7692
E-mail: ajeet.rohatgi@ee.gatech.edu

Reporting through the Ivan Allen College:

Center for International Strategy, Technology, and Policy (CISTP)

Director: John E. Endicott Ph: (404) 894-9451
E-mail: john.endicott@inta.gatech.edu

Center For New Media Education and Research

Co-Director: Jay Bolter Ph: (404) 894-2735
E-mail: jay.bolter@lcc.gatech.edu
Co-Director: Janet Murray Ph: (404) 894-6202
E-Mail: janet.murray@lcc.gatech.edu

Center For Paper Business and Industry Studies (CPBIS)

Director: Tom McDonough (IPST) Ph: (404) 894-9707
E-Mail: thomas.mcdonough@ipst.gatech.edu
Co-Director: Patrick McCarthy (ECON) Ph: (404) 894-4914
E-Mail: patrick.mccarthy@econ.gatech.edu
Co-Director: August W. Giebelhaus, Jr. (HTS) Ph: (404) 894-6828
E-Mail: gus.giebelhaus@hts.gatech.edu
Co-Director: Vinod Singhal (Mgt) Ph: (404) 894-4908
E-Mail: vinod.singhal@mgt.gatech.edu

European Union Center

Interim Director: William Long Ph: (404) 894-8752
E-mail: william.long@inta.gatech.edu

Southern Industrialization Center

Director: Douglas Flamming Ph: (404) 894-6850
E-mail: doug.flamming@hts.gatech.edu

INTERDISCIPLINARY CENTERS

Technology Policy and Assessment Center (TPAC)

Director: Susan Cozzens Ph: (404) 385-0397
 E-Mail: susan.cozzens@pubpolicy.gatech.edu
 Co-Director: Alan L. Porter Ph: (404) 894-2330
 E-mail: alan.porter@isye.gatech.edu
 Co-Director: J. David Roessner Ph: (404) 894-6821
 E-mail: david.roessner@pubpolicy.gatech.edu

Reporting through the DuPree College of Management:

DuPree Center for Entrepreneurship and New Venture Development

Director: Alan Flury Ph: (404) 894-1762
 E-mail: alan.flury@mgt.gatech.edu

Center for International Business Education and Research

Director: John R. McIntyre Ph: (404) 894-1463
 E-mail: john.mcintyre@mgt.gatech.edu

Center for Management of Technology

Director: Soumen Ghosh Ph: (404) 894-4927
 E-mail: soumen.ghosh@mgt.gatech.edu

IXL Center for Electronic Commerce

Director: Nick Voigt Ph: (404) 894-4366
 E-mail: nick.voigt@mgt.gatech.edu

Reporting through the College of Sciences:

Center for Education Integrating Science, Mathematics, and Computing (CEISMC)

Director: Paul A. Ohme Ph: (404) 894-0777
 E-mail: paul.ohme@ceismc.gatech.edu

Center for Computational Materials Science (CCMS)

Director: Uzi Landman Ph: (404) 894-3368
 E-mail: uzi.landman@physics.gatech.edu

Center for Dynamical Systems and Nonlinear Studies (CDSNS)

Director: Konstantin Mischaikow Ph: (404) 894-4749
 E-mail: konstantin.mischaikow@math.gatech.edu

Molecular Design Institute (MDI)

Director: William S. Rees, Jr. Ph: (404) 894-4049
 E-mail: will.rees@chemistry.gatech.edu

Reporting through the Georgia Tech Research Institute:

Center for Emergency Response Technology, Instruction, and Policy

Director: Thomas Bevan Ph: (404) 894-8076
 E-mail: tom.bevan@gtri.gatech.edu

Center for Enterprise Systems (CES)

Director: Gary Tjaden Ph: (404) 894-1303
 E-mail: gary.tjaden@gtri.gatech.edu

Center for Geographic Information Systems (GIS)

Director: Steve French Ph: (404) 385-0900
 E-mail: steve.french@arch.gatech.edu

Center for International Development and Cooperation

Director: Larry Corey Ph: (770) 528-7156
 E-mail: larry.corey@gtri.gatech.edu

Criminal Justice Science and Technology Center

Director: Lisa Sills Ph: (404) 894-8954
 E-mail: lisa.sills@gtri.gatech.edu

Dental Technology Center (DenTeC)

Director: Jeffrey Sitterle Ph: (404) 894-7136
 E-mail: jeffrey.sitterle@gtri.gatech.edu

Fuel Cell Research Center

Director: David Parekh Ph: (770) 528-7826
 E-mail: david.parekh@gtri.gatech.edu

Logistics and Maintenance Applied Research Center

Director: Gisele Welch Ph: (404) 894-0155
 E-mail: gisele.welch@gtri.gatech.edu

Modeling and Simulation Research and Education Center

Director: Richard Fujimoto Ph: (404) 894-5615
 E-mail: richard.fujimoto@cc.gatech.edu

Phosphor Technology Center of Excellence (PTCOE)

Director: Chris Summers Ph: (404) 385-0697
 E-mail: chris.summers@mse.gatech.edu

Severe Storms Research Center

Director: Gene Greneker Ph: (770) 528-7744
 E-mail: gene.greneker@gtri.gatech.edu

Space Technology Advanced Research Center

Director: Sam Blankenship Ph: (505) 246-0058
 E-mail: sam.blankenship@gtri.gatech.edu

Test and Evaluation Research and Education Center

Director: Sam Blankenship Ph: (505) 246-0058
 E-mail: sam.blankenship@gtri.gatech.edu

Reporting through the Economic Development Institute:

Advanced Technology Development Center (ATDC)

Director: Wayne Hodges Ph: (404) 894-5217
 E-mail: wayne.hodges@edi.gatech.edu

Center for Economic Development Services

Director: Joel R. Duke Ph: (404) 385-2682
 E-mail: rick.duke@edi.gatech.edu

Georgia Tech Procurement Assistance Center

Director: Zack Osborne Ph: (912) 953-3155
 E-mail: zack.osborne@edi.gatech.edu

Southeastern Regional Technology Transfer Center (SERTTC)

Director: David Bridges Ph: (404) 894-3858
 E-Mail: david.bridges@edi.gatech.edu

Southeastern Trade Adjustment Assistance Center (SETAAC)

Director: Paul Lewis Ph: (404) 894-6789
 E-mail: paul.lewis@edi.gatech.edu

The Center for Public Buildings (CPB)

Director: John Myers Ph: (404) 894-3864
 E-mail: john.myers@edi.gatech.edu

Reporting through the Office Research and Graduate Studies:

Air Resources and Engineering Center (AREC)

Director: Ted Russell Ph: (404) 894-3079
 E-mail: ted.russell@ce.gatech.edu

Bioengineering Research Center

Director: Ajit Yoganathan Ph: (404) 894-2849
 E-mail: ajit.yoganathan@bme.gatech.edu

Bioscience Center (BSC)

Director: Sheldon May Ph: (404) 894-4052
 E-mail: sheldon.may@chemistry.gatech.edu

Center for Human Movement Studies

Director: Robert Gregor Ph: (404) 894-1028
 E-mail: robert.gregor@sac.gatech.edu





INTERDISCIPLINARY CENTERS

Center for Nanoscience and Nanotechnology

Director: Zhong Lin (Z.L.) Wang Ph: (404) 894-8008

E-mail: zhong.wang@mse.gatech.edu

Center for Optical Science and Engineering (COSE)

Director: William T. Rhodes Ph: (404) 894-2929

E-mail: bill.rhodes@ee.gatech.edu

Emory/Georgia Tech Biomedical Technology Research Center (EM/GT)

Director: Ajit Yoganathan Ph: (404) 894-2849

E-mail: ajit.yoganathan@bme.gatech.edu

Environmental Resources Center (ERC)

Director: Bernd Kahn Ph: (404) 894-3776

E-mail: bernd.kahn@me.gatech.edu

Georgia Centers for Advanced Telecommunications Technology (GCATT)

Director: Nikil Jayant Ph: (404) 894-7285

E-mail: nikil.jayant@ee.gatech.edu

Georgia Transportation Institute (GTI)

Director: Glenn Rix Ph: (404) 894-2292

E-mail: glenn.rix@ce.gatech.edu

Georgia Water Resource Institute

Director: Aris Georgakakos Ph: (404) 894-2240

E-mail: ageorgak@ce.gatech.edu

GIT/MCG Biomedical Research and Education Program

Director: Loren Williams Ph: (404) 894-9752

E-mail: loren.williams@chemistry.gatech.edu

Institute for Sustainable Technology and Development (ISTD)

Director: Bert Bras Ph: (404) 894-9667

E-mail: bert.bras@me.gatech.edu

Interactive Media Technology Center (IMTC)/Biomedical Interactive Technology Center (BITC)

Director: Mark Clements Ph: (404) 894-4584

E-mail: mark.clements@ee.gatech.edu

Biomedical Interactive Technology Center (BITC)

Research Director: John Peifer Ph: (404) 894-7028

E-mail: john.peifer@bitc.gatech.edu

Interactive Media Technology Center (IMTC)

Co-Research Director: William E. (Ed) Price Ph: (404) 894-3547

E-mail: ed.price@oip.gatech.edu

Manufacturing Research Center (MARC)

Director: Steven Danyluk Ph: (404) 894-9687

E-mail: steven.danyluk@marc.gatech.edu

Microelectronics Research Center (MiRC)

Director: James Meindl Ph: (404) 894-5101

E-mail: james.meindl@mirc.gatech.edu

Parker H. Petit Institute for Bioengineering and Bioscience

Director: Robert Nerem Ph: (404) 894-2768

E-mail: robert.nerem@ibb.gatech.edu

Polymer Education and Research Center (PERC)

Director: Vacant

Specialty Separations Center (SSC)

Director: Charles A. Eckert Ph: (404) 894-7070

E-mail: charles.eckert@che.gatech.edu

GEORGIA TECH RESEARCH INSTITUTE

The Georgia Tech Research Institute (GTRI) is a nonprofit applied research organization that is an integral part of Georgia Tech. It was chartered by the Georgia General Assembly in 1919 and activated in 1934. GTRI plans and conducts focused programs of innovative research, education, and economic development that advance the global competitiveness of Georgia, the Southeast region, and the nation. Working closely with the academic colleges and interdisciplinary centers in areas of research, education, and service, GTRI plays a vital role in helping Georgia Tech reach its goals.

Staff

GTRI's staff has expertise in most recognized fields of science and technology. As of June 2001, GTRI had 1,010 employees, including 465 full-time engineers and scientists, and 242 full-time support staff members. The other employees include additional faculty members, students, and consultants who work in the research program on a part-time basis. Among GTRI's full-time research faculty, 77 percent hold advanced degrees. (See Table 6.11)

Recent Research Funding Trends

During fiscal year 2001, GTRI reported \$100.8 million in contract awards and grants. Major customers for GTRI research include U.S. Department of Defense agencies, the state of Georgia, non-defense federal agencies, and private industry. Overall, contracts and grants from Department of Defense agencies account for approximately 62 percent of GTRI's total expenditures. (See Chart)

Strategic Directions

Changing national defense needs, the increasing competitiveness of the global economy, societal issues and emerging technology trends describe the external environment in which GTRI conducts its programs of research and development. GTRI's strategic plan establishes the direction, objectives, and goals for conducting both near and long term programs of innovative research and development. The plan includes major goals and strategies required to accomplish the Institute's mission and objectives.

In broad terms, GTRI intends to maintain and improve the quality of research provided to its traditional government customers, extend its research into new market areas within government and industry, to capitalize on core competencies, enhance its collaborative efforts with university, government, and industry partners, and strengthen its ties and support to state and local government.

Research Directions

Over the past few decades, GTRI has established international standing for its excellence in numerous areas of science and technology. Changing national needs have resulted in greater diversification of GTRI's research programs. Major research thrusts include the following areas:

- Acoustics
- Aerospace
- Communications
- Electromagnetic Environmental Effects
- Electro-Optics

- Electronic Protection
- Food Processing Industry Programs
- Human Factors
- Information Technology/Security
- Law Enforcement Technology
- Learning Technology
- Manufacturing Technology
- Materials Sciences
- Missile Systems
- Microelectronics & Applications
- Modeling & Simulation
- Navigation
- Networking
- Optoelectronics/Photonics
- Radar
- Safety, Health and Environmental Technology
- Signature Control and Reduction
- Signature Sciences
- Simulator Testbeds
- Technology Insertion
- Telecommunications
- Test and Evaluation
- Transportation

GTRI Fellows Council

The GTRI Fellows Council assesses and recommends future technological directions for GTRI's research program. Composed of the organization's most senior and distinguished research faculty, the Council also evaluates proposals for funding through GTRI's internal research programs.

GTRI External Advisory Council

GTRI's External Advisory Council reviews GTRI activities involving strategic and business planning, marketing analysis and research initiatives, and policies and procedures affecting the day-to-day operation of the Institute. The Council also advises the director and his staff on issues and specific areas in order to aid in accomplishing the organization's mission and goals. The GTRI External Advisory Council is composed of proven leaders from the industrial, research, and university sectors.

Organization

GTRI's applied research programs complement research conducted in Georgia Tech's academic colleges and interdisciplinary research centers. A key goal of GTRI is increased academic collaboration with instructional faculty. GTRI's research activities are conducted within seven laboratories which have focused technical missions and are linked to one another by coordinated program thrusts. Interaction among these units is common, and joint teams can readily be formed in areas of mutual interests to combine expertise to provide optimum service to the client. The seven laboratory units and descriptions of their primary research activities are as follows:

Aerospace, Transportation and Advanced Systems (ATAS)

ATAS performs research in a diverse range of areas relevant to both air and ground transportation. Current contracts include work in computational fluid dynamics, computational aeroelasticity, wind tunnel testing, aircraft structural analysis, high speed flight,





GEORGIA TECH RESEARCH INSTITUTE

rotocraft, aeroacoustics, intelligent transportation systems, alternative fueled vehicles, aviation and intermodal systems and automotive development. Researchers have developed computational codes and models, as well as unique wind tunnels and aeroacoustics facilities, that are cost effective in research and problem solving for established aircraft fleet modification, aging aircraft, advanced air vehicle concepts, and advanced ground vehicles. ATAS researchers have national and international recognition for contributions to aeroacoustics, helicopters, tilt wings, and high-lift concepts for circulation control, aviation logistics and ground vehicle aerodynamics.

ATAS also performs development of radar and related technologies in support of national defense preparedness. A major part of this research provides accurate simulations of foreign radar systems and associated subsystems that are regarded as national security threats. ATAS's capability in this area is not duplicated at any other university research center. ATAS also has achieved a national reputation for its expertise in advanced transmitter technology, radar system development, and weapon systems interpretation.

Electronic Systems Laboratory (ELSYS)

ELSYS works in the broad areas of concepts analysis, countermeasures development, and electronic support measures. In concept analysis, ELSYS develops and evaluates electronic defense concepts. Major activities involve advanced concepts analysis, test and evaluation, modeling and simulation, special-purpose instrumentation systems, and human factors studies. ELSYS emphasizes the development, analysis, and test and evaluation of electronic countermeasures and counter-countermeasures techniques and hardware. The laboratory develops new and improved methods for detecting, identifying, and classifying electromagnetic signals, and the means for coordinating countermeasure responses.

Electro-Optics, Environment, and Materials Laboratory (EOEML)

EOEML's mission is one of research, technical assistance, and outreach technology transfer in a broad range of disciplines. Research areas include: analysis, simulation, and testing of military electro-optical systems; development of high temperature materials, polymers and coatings, zeolites, and metallurgy; environmental research and monitoring; occupational safety and health; and electro-optic device and component design and development.

Huntsville Research Laboratory (HRL)

HRL located in Huntsville, Alabama, primarily supports the U.S. Army Missile Command (MICOM) in its radar and missile simulation efforts. HRL has also worked for the U.S. Army Strategic Defense Command and for private industry in Huntsville. The lab's multidisciplinary research interests include battlefield automation simulation and analysis, aeronautical simulation, analysis and modeling of complete missile systems, sensor and fuze simulation and analysis, and simulation support of special MICOM compartmental classified programs. Other research involves field and hardware-in-the-loop testing of air defense weapons equipment, war gaming and force-on-force simulations, guidance and control simulations, logistics decision support technology, and computer graphics software development.

Information Technology and Telecommunications Laboratory (ITTL)

The Information Technology and Telecommunications Laboratory, our Computer Science and Information Technology Division (CSITD) conducts research programs leading to solutions to complex problems involving information processing, storage, representation and exchange; including Internet and database technologies and applications; information security and assurance, privacy, knowledge management, data visualization, mapping/geographical information, distributed simulation and enterprise information systems.

The Commercial Products Realization Office leads multidisciplinary research teams drawn from across GTRI and Georgia Tech in applied product research and development, including manufacturing preparation and other steps toward product commercialization. The Communications and Networking Division develops, integrates and evaluates communications systems for defense applications, other government organizations, business, and industry. Researchers are particularly well qualified in broadband telecommunications, wireless access systems, network security, multimedia information systems, tactical communications, communications surveillance and disruption, information warfare and assurance, communications networks and network management, technology assessment, application integration, and software radio systems.

With an office in Quantico, VA, the lab provides C4I analysis capabilities and functional requirements analysis to various service components across the Department of Defense in the Washington DC area.

Sensors and Electromagnetic Applications Laboratory (SEAL)

SEAL wide-ranging research includes specialities in radar systems development, electromagnetic environmental effects, performance modeling and simulation, microwave, and antenna technology. Radar systems programs focus on the development, analysis, and evaluation of radar systems; electronic counter-countermeasures techniques; avionics integration; non-cooperative target identification; vulnerability analysis; signal processing techniques, and photonics applications. In electromagnetic environmental effects, SEAL researchers analyze, measure and control electromagnetic interactions between elements of electronic systems, and between these systems and their environment. Microwave and antenna technology specialists develop, analyze, and test new and existing antenna systems and antenna metrology. SEAL also conducts extensive research in microwave technology, radar cross section measurement and physical security technology.

Signatures Technology Laboratory (STL)

STL conducts R&D in four technical areas: electromagnetic materials and structures, electromagnetic apertures and scattering, optical and infrared physics and phenomenology, and secure information systems. The overarching theme for conduct of business is the development of technologies for the management and control of multispectral signatures of objects under observation by sophisticated sensors systems. The Laboratory maintains an extensive numerical modeling and measurement capability for the design and development of thin, broadband antennas with tailored performance and controlled impedance surfaces for management/control of signature characteristics of systems and components. Novel techniques for correlating optical and infrared scattering properties

GEORGIA TECH RESEARCH INSTITUTE

with material composition have been developed and modeled for application to paint and photographic film characterization, optical signature control, and the evaluation of sensors and image based tracking algorithms. STL maintains and operates extensive facilities for optical measurements specializing in laser and white light scatterometry, for electromagnetic materials characterization, for radar cross section measurements, for antenna characterization, and for computational electromagnetics. The secure information systems R&D work is nationally recognized for the design, development, and deployment of enterprise information systems requiring state-of-the-art database, platform, and internet security.

Locations and Facilities

GTRI is headquartered on the Georgia Tech campus, with offices located in the Centennial Research Building, the Baker Building, the Electronics Research Building, the O'Keefe Building, the Georgia Center for Advanced Telecommunications Technology, and the Techway Building. GTRI also operates a major off-campus leased facility approximately fifteen miles from the Georgia Tech campus, in Cobb County. The Agricultural Technology Research Program is housed off-campus in the IPST-2 Building.

Other staff members provide on-site research and liaison from field offices at the following locations: Eglin AFB, Florida; Warner Robins, Georgia; Quantico, Virginia; Albuquerque, New Mexico; Dayton, Ohio; Arlington, Virginia; Huntsville, Alabama; and Orlando, Florida.

GTRI facilities include laboratories in electronics, computer science and technology, the physical sciences, and most branches of engineering. A 52-acre field test site for research in electromagnetics, radio-direction finding, and propagation studies is located at GTRI's Cobb County facilities, along with a 1,300-foot far field antenna range and radar cross-section ranges, including one with a turntable capable of holding objects weighing up to 100 tons. GTRI researchers can also use a 14-acre satellite communications station south of Atlanta that includes two 105-foot diameter dish antennas and a 14,000 square foot building.

Interaction Within the Tech Community

GTRI enriches the Georgia Tech research environment for faculty and students by conducting externally sponsored, applications-oriented research programs that benefit the state, region, and nation. These programs, led by research faculty, have resulted in major technological advances for national defense, civilian needs, and industrial competitiveness, and have provided students with valuable career experiences. The integral role of GTRI in the Georgia Tech community includes collaborative research with academic faculty, courses originated by GTRI faculty, and joint service efforts.

Collaboration is strong between the faculties of GTRI and the academic schools and departments. Many GTRI researchers hold appointments as adjunct faculty members at Georgia Tech, serve on thesis advisory committees, and teach both academic and continuing education courses.

Service to Georgia

GTRI plays a vital role in stimulating economic development in Georgia. Through campus facilities and the regional offices of Georgia Tech's Economic Development Institute (EDI), Georgia's businesses and people can tap an array of technologies and experts

at GTRI and Georgia Tech's academic units. This assistance takes many forms, such as:

- Development of new technologies for Georgia's traditional industries
- Technical problem-solving by GTRI engineers and scientists
- Specialized chemical and materials analytical services
- Environmental and workplace safety audits and training
- Continuing education courses and seminars
- Support for the state's recruitment of technology industries

Georgia Tech is increasing its impact on Georgia's economic growth, and GTRI is actively involved in this effort.

Additional information about the Georgia Tech Research Institute can be found on the World Wide Web at URL: <<<http://www.gtri.gatech.edu/>>>. The Web includes additional information on GTRI's research laboratories and research areas, as well as the full text of the GTRI Annual Report, Research Horizons Magazine, and news releases about research accomplishments. Current position listings are also available.

CONTACT FOR ADDITIONAL INFORMATION: Lea McLees
Phone: 404-385-0280, FAX: 404-894-9875, Internet:
lea.mclees@gtri.gatech.edu.



GEORGIA TECH RESEARCH INSTITUTE

Table 6.11 GTRI Staff, June 2001

Personnel Group	Number	Percentage
A. GTRI Regular Employees		
I. Research Professional (by highest degree)		
Doctoral*	98	21.0%
Master's	261	56.0%
Bachelor's	102	22.0%
Other/No Degree	4	1.0%
Total Research Professional	465	
II. Support Staff	242	
Total GTRI Regular Employees	707	
B. Temporary/Other Employees		
I. Research Professional	78	
II. Support Staff	45	
Total Temporary/Other	123	
C. Student Employees		
Graduate Research Assistants/Grad Co-ops	41	
Undergraduate Co-op Students	76	
Student Assistants	66	
Non-Tech Students	10	
Total Students	193	
Total GTRI Staff	1,023	
* Includes J.D.s and M.D.s		

Table 6.12 GTRI Research Facilities, Fiscal Year 2001

Facility	Square Footage
On-campus Research Space	237,750
Off-campus Research Space	146,948
Total	384,698

**Fig. 6.2 Major GTRI Customers
Fiscal Year 2001**

