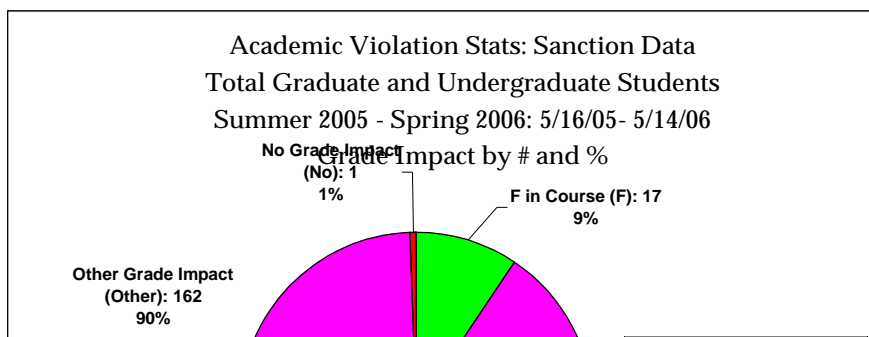
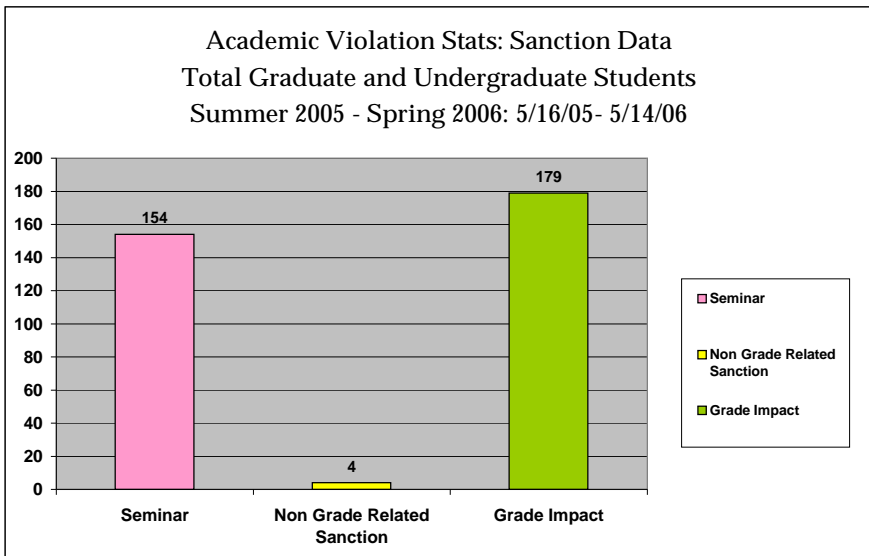
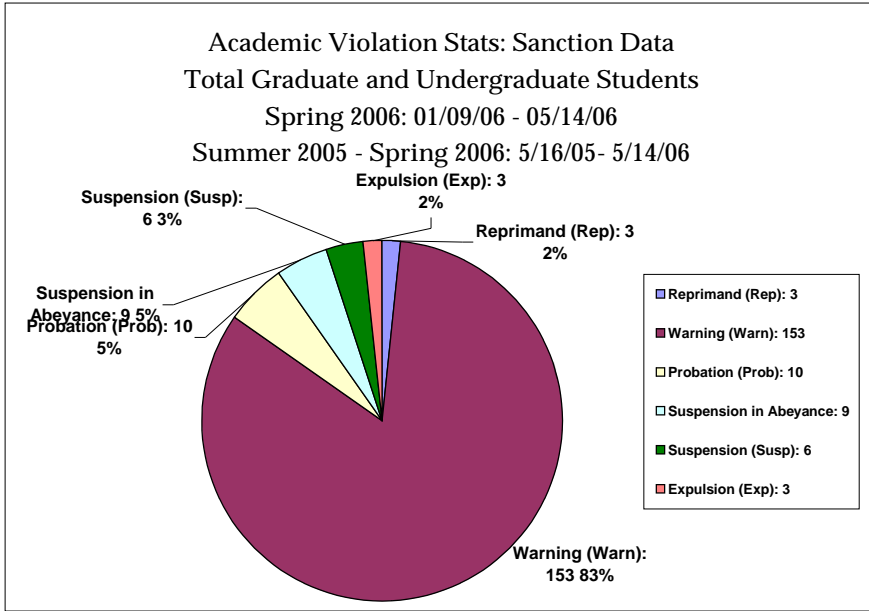


Academic Violation Stats: Sanction Data  
 Total Graduate and Undergraduate Students  
 Yearly, Summer 2006-Spring 2007: 05/15/06 - 05/13/07 (Old Code)


Total: College of Architecture	Total: College of Computing	Total: College of Engineering	Total: College of Management	Total: Ivan Allen College	Total: College of Sciences	Total: Other Campus	TOTAL	DEPT/SANCTION
0	0	0	0	0	3	0	3	Reprimand
4	10	45	8	17	69	0	153	Warning
0	0	5	1	2	2	0	10	Probation
0	0	3	1	2	3	0	9	Suspension held in abeyance
2	0	2	2	0	0	0	6	Suspension
0	0	2	0	0	1	0	3	Expulsion
2	9	46	9	17	71	0	154	Educational Component
0	0	7	3	3	4	0	17	F in Course
5	9	50	8	18	72	0	162	Other Grade Impact
0	0	0	1	0	0	0	1	No Grade Impact
1	0	0	0	1	2	0	4	Non Grade Related Sanction
0	0	0	0	0	1	0	1	Total # of repeat offenders within this term
6	10	57	12	21	78	0	184	Total # of Students Found Responsible

Category	Label	Value
Reprimand (Rep)	Reprimand (Rep): 3	3
Warning (Warn)	Warning (Warn): 153	153
Probation (Prob)	Probation (Prob): 10	10
Suspension in Abeyance	Suspension in Abeyance: 9	9
Suspension (Susp)	Suspension (Susp): 6	6
Expulsion (Exp)	Expulsion (Exp): 3	3

Category	Label	Value
Seminar	Seminar: 154	154
F in Course (F)	F in Course (F): 17	17
Other Grade Impact (Other)	Other Grade Impact (Other): 162	162
No Grade Impact (No)	No Grade Impact (No): 1	1
Non Grade Related Sanction	Non Grade Related Sanction: 4	4
Total # of Students Sanctioned	Total # of Students Sanctioned: 1	1
Total # of Students Found Responsible	Total # of Students Found Responsible: 184	184
Grade Impact	Grade Impact: 179	179



33/3



<span style="color: red;">■</span> F in Course (F): 17
<span style="color: blue;">■</span> Other Grade Impact (Other): 162
<span style="color: green;">■</span> No Grade Impact (No): 1