

**Sanjoy Malik**  
**CEO, Urjanet**



[www.urjanet.com](http://www.urjanet.com)

March 2011

# Businesses want to optimize energy use, reduce cost and implement green initiatives

***Businesses face a critical gap in needed and available data to fully implement energy programs.***

- ▶ They want to ***reduce energy costs*** by exerting a greater level of control on decisions involving energy use. But they do not have complete insight into how their purchase plans affect their bill, and have difficulty accessing accurate and detailed energy usage and market information required to make decisions.
- ▶ They are trying to ***determine the ROI and economics of installing solar, wind and other alternate energy systems.***
- ▶ They are trying to understand the ***financial impact of carbon*** on their business. Corporations are preparing for future carbon and emission compliance requirements, and have a need to define and manage their carbon footprint.

# Energy Data

- ▶ ***Electricity and Natural Gas Billing Data***
  - ▶ Demand, Consumption, Pricing, History
- ▶ ***Tariffs and Rate Plans***
- ▶ ***Weather Data***
  - ▶ By location, Heating-Cooling days, Weather Normalization
- ▶ ***Interval Metering Data***
  - ▶ From Utility and Customer Installed Smart Meters
- ▶ ***Other Resources***
  - ▶ Water Billing Data
- ▶ ***Alternate Energy***
  - ▶ Solar, Wind, Fuel Cells
- ▶ ***Carbon***

**The UBus Data Feed is a subscription based service that delivers data directly to a customer's application.**

### *Data Sources*



**UBus Data Feed**

### *Customer Applications*

Energy Dashboards & Reports  
Energy Management Systems  
Carbon Trading  
Utility IT Systems  
Energy Trading  
Bill Payment  
Billing Analysis  
Energy Procurement  
ROI of Solar & Wind Generation

# Who needs Energy Data?

- ▶ ***There are 17M commercial and industrial users of electricity and gas in the US.***
- ▶ ***The Federal Energy Regulatory Commission estimates there are 262,000 large commercial and industrial customers in the US that are potential large scale users for DSM.***
- ▶ ***Large investments in Smart Grid generate data, and create demand for it***
  - ▶ It is estimated that out of the \$100B-\$130B to be invested in the development of the Smart Grid in the US, \$15B will be spent on data storage, IT, system integration and consulting. \*,\*\*
  - ▶ \$59B will be spent on Customers Applications in DSM including Energy Conservation and Energy Efficiency (together\$17B). \*\*
  - ▶ 40-50M Smart Meters will be deployed by 2015\*\*
  - ▶ The trading volume in global carbon markets will rise from about \$120bn this year to about \$2,000bn by 2020.\*\*\*

\* Jeff Osborne, Thomas Weisel Partners. LLC  
\*\* McKinsey & Co.  
\*\*\* New Energy Finance

# Who needs Energy Data?

- ▶ **Corporate Procurement** - data for budget planning and determining the annual energy requirements for contracts.
- ▶ **Facility operations and Demand Side Management (DSM)** - to help identify, isolate and correct less efficient facilities, to determine the ROI from deploying alternate energy systems, and monitor and manage investments to improve energy efficiency.
- ▶ **Finance and Accounts Payables** – manage accrual and budget cycles, pay bills and enhance cash-flow.
- ▶ **Corporate Sustainability** - measure and manage carbon emissions and footprint. Market data helps compare to peers for cost, energy use and carbon accounting
- ▶ **Utilities** - Market data and analytics to implement and monitor DSM programs, including load shifting and energy efficiency and conservation, deregulated utilities require data for better marketing and customer service
- ▶ **Energy Traders**- energy and carbon trading
- ▶ **Smart Appliances** - washers, dryers, dishwashers, air conditioning, electric cars.
- ▶ **Energy Management Systems and Building Management Systems**

# Urjanet = Energy Data

## ▶ ***Focus on data***

- ▶ Urjanet's sole focus is on collection, processing and delivery of energy related data

## ▶ ***Innovative technology***

- ▶ Urjanet's UBus architecture uses a unique and innovative approach to collection, processing and delivery of energy related information.

## ▶ ***Data accuracy and completeness***

- ▶ Urjanet's data feed contains "numerically" and "semantically" correct data

## Cox Enterprises is reducing its carbon footprint while saving money

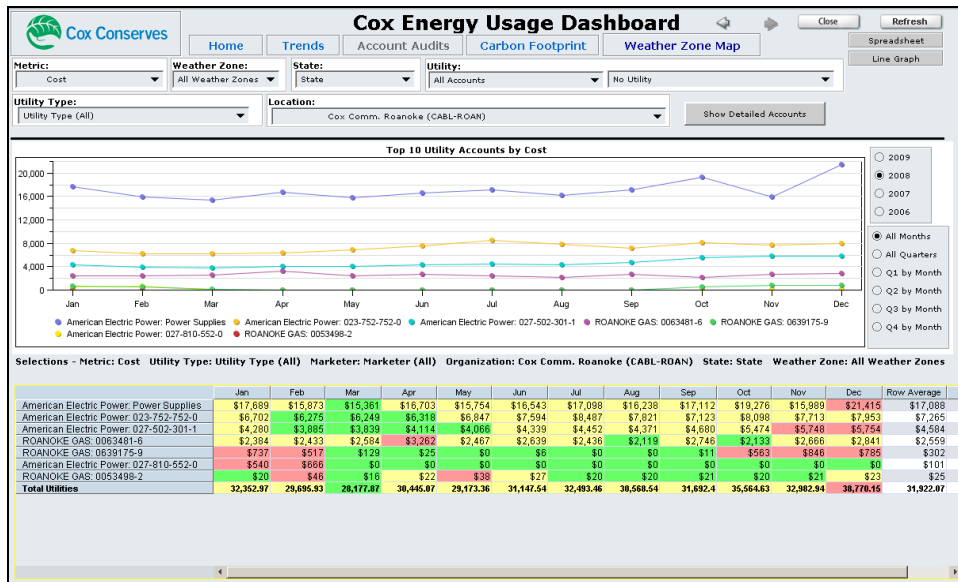
- ▶ Cox Enterprises spends over a \$100M on electricity and natural gas. Urjanet provides weekly data to Cox on over 30,000 locations from 190 utilities.
- ▶ Urjanet's intelligent data stream is helping Procurement develop short term and long range strategies and programs that lower overall energy and fuel costs to increase free cash flow of Cox subsidiaries.
- ▶ The Urjanet data is used by Cox AP to reconcile/validate the utility bank debits and the actual bill amounts on natural gas and electric bills and is used to generate average month's billing amounts which also assists them in the utility budgeting/forecasting process.

- ▶ ***“In some de-regulated energy markets, we will lower our total energy costs by as much as 10-15% in a single year.”***

*Robert Fairey, Director of Energy Procurement at Cox Enterprises.*

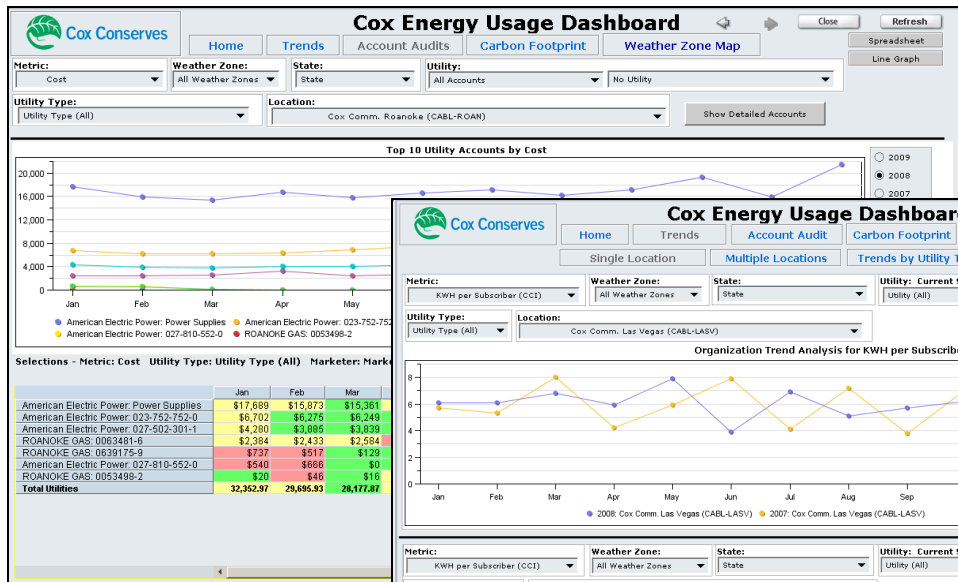


# Cox Energy Dashboard

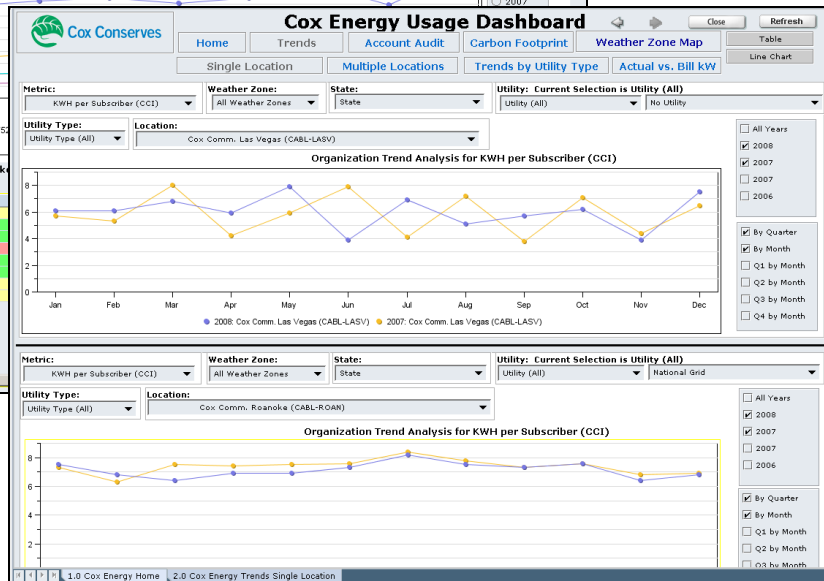


Account and Location Level Detail

# Cox Energy Dashboard

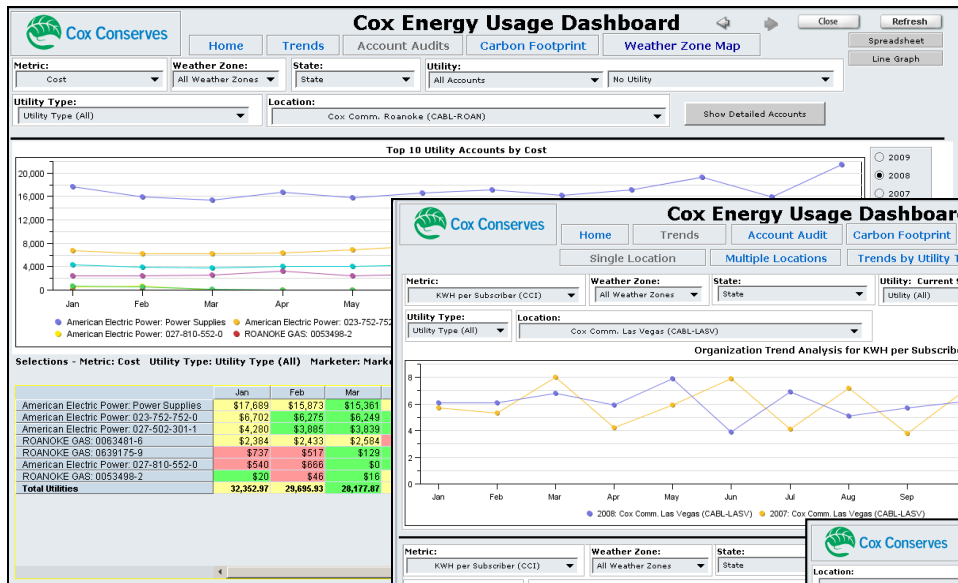


Account and Location Level Detail

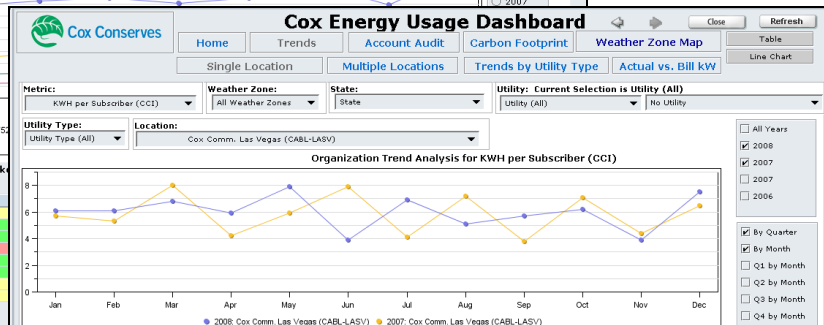


Macro Business Trends by Geography

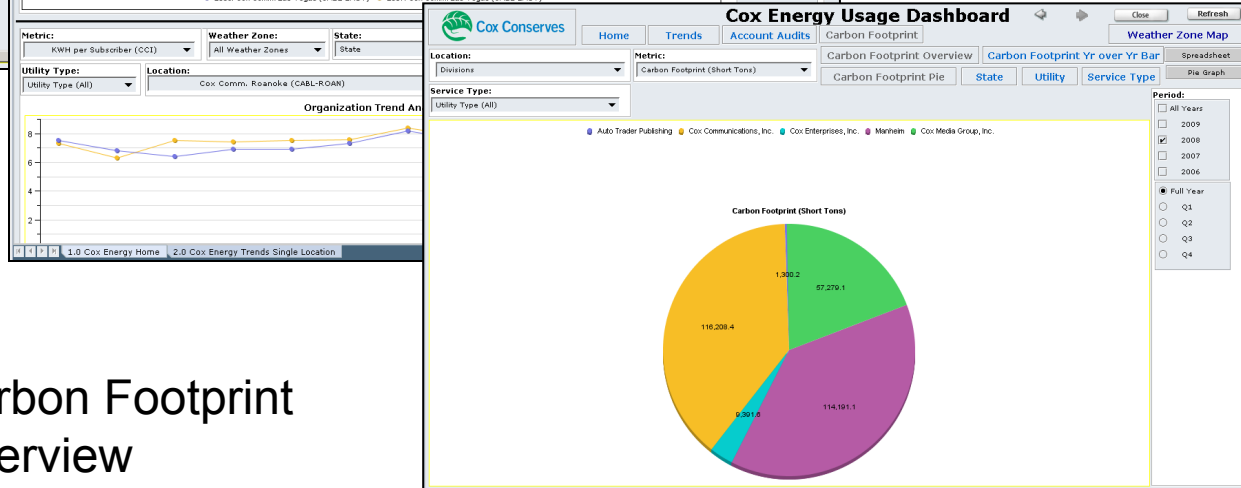
# Cox Energy Dashboard



Account and Location Level Detail



Macro Business Trends by Geography



Carbon Footprint Overview

***Please download the Cox Enterprises Case Study  
at [www.urjanet.com](http://www.urjanet.com)***



**Sanjoy Malik**

Email: [sanjoy.malik@urjanet.com](mailto:sanjoy.malik@urjanet.com)

Ph: +1 404 386 7633

Web: [www.urjanet.com](http://www.urjanet.com)