

2011-12 GEORGIA TECH WOMEN'S BASKETBALL



TOGETHER
WE BATTLE



#	Name	Pos.	Ht.	Cl.	Hometown	High School/Previous School
1	Dawnn Maye*	G	5-8	So.	Ft. Lauderdale, Fla.	Dillard
2	Mo Bennett***	G	5-10	Sr.	Statesboro, Ga.	Statesboro
3	Sharena Taylor**	G	5-9	Jr.	Pontiac, Mich.	Detroit Country Day
4	Sarah Hartwell	G	5-10	Fr.	Tacoma, Wash.	Bellarmino Prep
5	Metra Walthour***	G	5-6	Sr.	Hinesville, Ga.	Liberty County
10	Danielle Hamilton-Carter*	F	6-4	Jr.	Stockholm, Sweden	Fryshuset Gymnasium
12	Frida Fogdemark*	G	6-2	So.	Södertälje, Sweden	Igelstavikens Gymnasium
14	LaQuananisha Adams***	C	6-4	Sr.	Hinesville, Ga.	Liberty County
15	Tyaunna Marshall*	G	5-11	So.	Upper Marlboro, Md.	Elizabeth Seton
23	Sydney Wallace	G	5-10	Fr.	Johns Creek, Ga.	Northview High School
24	Shayla Bivins**	C	6-5	Jr.	Jacksonville, Fla.	Stanton College Prep
32	Chelsea Regins***	F	6-2	Sr.	Ft. Lauderdale, Fla.	Dillard
41	Tjasa Gortnar	F	6-2	Fr.	Kranj, Slovenia	Λ Gimnazija v Celju
44	Jasmine Blain**	G/F	6-2	Jr.	Atlanta, Ga.	North Cobb
45	Sasha Goodlett***	C	6-5	Sr.	Bolton, Miss.	Clinton

* - Letters earned

Head Coach: MaChelle Joseph (Purdue, 1992)

Assistant Coaches: Octavia Blue (Miami, 2007), Janie Mitchell (Georgia Tech, 2008), Sam Purcell (Auburn, 2003)

Director of Women's Basketball Operations: Gene Hill (Coker College, 1997)

Coordinator of Recruiting Operations: Monique Govan (Massachusetts, 2005)

Director of Video Player Personnel: Mike Harkness (Maryland, 2003)

HOW TO SAY IT

Dawnn Maye	May	LaQuananisha	La-Kwa-Na-Knee-Sha
Sharena Taylor	Sha-ree-na	Tyaunna Marshall	Ty-on-a
Metra Walthour	Mee-tra Wall-th-our	Shayla Bivins	Biv-ens
Frida Fogdemark	Free-da Foog-da-mark	Chelsea Regins	Reeg-ens
Södertälje	So-der-tall-ya	Tjasa Gortnar	Tee-ja-sa Gort-knar



Table of Contents

General

2011-12 Team Photo Roster.....	IFC
2011-12 Season Preview.....	2-4
Radio & TV Roster.....	IBC
2011-12 Schedule.....	Back Cover

Meet The Staff

Head Coach MaChelle Joseph.....	6-9
Assistant Coach Octavia Blue.....	10
Assistant Coach Janie Mitchell.....	11
Assistant Coach Sam Purcell.....	12
Support Staff.....	13-15
Institute President Dr. Peterson.....	16
Director of Athletics Dan Radakovich.....	17

Meet The Team

Senior LaQuanisha Adams.....	20-21
Senior Mo Bennett.....	22-23
Senior Sasha Goodlett.....	24-25
Senior Chelsea Regins.....	26-27
Senior Metra Walthour.....	28-29
Junior Shayla Bivins.....	30-31
Junior Jasmine Blain.....	32-33
Junior Danielle Hamilton-Carter.....	34-35
Junior Sharena Taylor.....	36-37
Sophomore Frida Fogdemark.....	38-39
Sophomore Tyaunna Marshall.....	40-41
Sophomore Dawnn Maye.....	42-43
Freshman Sarah Hartwell.....	44
Freshman Tjasa Gortnar.....	45
Freshman Sydney Wallace.....	46

2010-11 In Review

2010-11 Season In Review.....	48-50
2010-11 Results.....	51
Game-by-Game Stats.....	52
Individual Stats.....	53
Superlatives.....	54
Box Scores and Recaps.....	55-66

The Atlantic Coast Conference

The Tradition.....	68-69
2010-11 ACC Statistics.....	70-71
2012 ACC Tournament.....	72
Georgia Tech's ACC Tournament Results.....	73
Georgia Tech's ACC Honors.....	

The Opponents

2011-12 Opponents.....	76-77
Record vs. All Opponents.....	78-79
Record vs. The Conferences.....	80-81
MaChelle Joseph vs. Opponents.....	82
All-Time Series Results.....	83-92

History and Records Book

Team Records.....	94-97
Individual Records.....	98-99
Opponent Records.....	100-101
Career Leaders.....	102-103
Records By Class.....	104-105
Annual Leaders.....	106-107
Year-by-Year Stats.....	108
1,000 Point Scorers.....	109
NCAA Tournament.....	110
Players In The Pros.....	111
Honors and Awards.....	112-113
Georgia Tech Hall of Fame.....	114
Year-by-Year Coaching Record.....	115
All-Time Roster.....	116
Year-by-Year Record.....	117-123
Media Information and Coverage.....	124-125

2011-12 Georgia Tech Women's Basketball Quick Facts

General

Full name.....	Georgia Institute of Technology
Location.....	Atlanta, Ga.
Founded.....	1885
Enrollment.....	19,404
Nickname.....	Yellow Jackets, Ramblin' Wreck
Mascot.....	"Buzz", 1930 Model A Ford
Colors.....	Old Gold and White
Conference.....	Atlantic Coast Conference (ACC)
Arena (Capacity).....	The Arena at Gwinnett Center (5,675)
President.....	Dr. G.P. "Bud" Peterson (Kansas St., '75)
Director of Athletics.....	Dan Radakovich (IU-Pennsylvania, '80)
Website.....	www.ramblinwreck.com
Facebook.....	www.Facebook.com/GTWomensBasketball
Twitter.....	www.Tiwtter.com/GTWBB

History

First Year.....	1974-75 (38th year)
All-Time Record.....	528-524 (.501)
All-Time ACC Record.....	152-305 (.333)
All-Time Home Record.....	276-175 (.612)
All-Time Road Record.....	128-232 (.356)
All-Time Neutral Record.....	55-59 (.482)
NCAA Tournament Appearances.....	Seven
Last NCAA Appearance.....	2011 (2nd Round)
WNIT Appearances.....	Four
Last WNIT Appearance.....	2002 (1st Round)

Coaching Staff

Head Coach.....	MaChelle Joseph (Purdue, '82)
Tiwtter.....	www.Twitter.com/GT_Coach_Jo
Record at Tech.....	153-97 (.612), 9th year
Career Record.....	Same
Basketball Office Phone.....	404-894-5406
Best Time To Reach Coach.....	Through SID
Assistant Coach.....	Octavia Blue (Miami, '07)
Assistant Coach.....	Janie Mitchell (Georgia Tech, '08)
Assistant Coach.....	Sam Purcell (Auburn, '03)
Director of Operations.....	Gene Hill (Coker College, '97)
Coordinator of Recruiting Operations.....	Monique Govan (UMass, '05)
Director of Video Player Personnel.....	Mike Harkness (Maryland, '03)
Athletic Trainer.....	Felicia Tucker (North Carolina, '02)

Team Information

2010-11 Overall Record.....	24-11
2010-11 ACC Record/Finsh.....	9-5/T4th
2010-11 Home Record.....	14-3
2010-11 Away Record.....	6-4
2010-11 Neutral Record.....	3-3
Starters Returning/Lost from '10-11.....	3/2
Letterwinners Returning/Lost from '10-11.....	12/3
Newcomers.....	3

Sports Information

Assistant Sports Information Director/Women's Basketball Contact.....	Marcus Dittmer
Email.....	mdittmer@athletics.gatech.edu
Cell Phone.....	712-490-8668
Assistant Athletics Director for Media Relations.....	Dean Buchan
Email.....	<first letter, first name><last name>@athletics.gatech.edu
Sports Information Phone.....	404-894-5445
Sports Information Fax.....	404-894-1248
Sports Information Address.....	150 Bobby Dodd Way, Atlanta, GA 30332

Head Coach MaChelle Joseph enters her ninth season at the helm of the Yellow Jackets with the most veteran team she has coached since taking the reins of the Georgia Tech women's basketball program prior to the 2003-04 season. Joseph returns 12 letterwinners and three starters from the 2010-11 squad that won a school record 24 games, tied for fourth in the Atlantic Coast Conference with a 9-5 mark and advanced to the second round of the NCAA Tournament.

For only the second time in her tenure on The Flats, Joseph will have more upperclassmen, nine, than underclassmen, six. And she will need an experienced group of five seniors to step up following the departure of Tech's all-time winningest class of Deja Foster and Alex Montgomery after last season.

"We're very excited about this upcoming season," Joseph said. "We're coming off of our fifth consecutive 20-win season and fifth consecutive NCAA Tournament. We lost Alex Montgomery, a top-10 draft pick to the WNBA, and Deja Foster, who were tremendous players throughout their four-year careers. We're bringing in a top-20 recruiting class in the country, including Tjasa Gortnar, who was ranked 10th in the country, and Sydney Wallace, who is a top-25 player from here in Atlanta."

While Joseph attempts to re-load her team, Georgia Tech will be re-building Alexander Memorial Coliseum as it becomes McCamish Pavilion in time for the 2012-13 season. As a result, the Yellow Jackets will only have 13 home games this year (compared to 17 in 2010-11) and 12 of the 13 will be played at the 5,625 seat Arena at Gwinnett Center in Duluth, Ga. The finale against Clemson will be played at Forbes Arena on the Morehouse College campus in downtown Atlanta.

The depth and experience of the Jackets should prove a benefit to Joseph and her staff as Tech plays without a true home court this season.

"We're really excited about the depth of this team," Joseph continued. "We have five seniors this year, four of whom have started throughout their careers. We have 12 letterwinners back, and it's a very exciting time in our program. We're obviously a little disjointed because we'll be playing all of our games out in Gwinnett this season and don't really have a home court, but we're excited about the changes and the new facility that we're going to have here in 2013."

Two key cogs in the Georgia Tech puzzle this season will be seniors Metra "Me-Me" Walthour and Sasha Goodlett, both of whom should contend for All-ACC accolades come season's end. The good news for Joseph is that she has a pair of seniors with significant experience under their belt at arguably the two most important positions on the floor, point guard (Walthour) and center (Goodlett).

Walthour was second in the league in assist/turnover ratio a year ago with nearly twice as many assists as turnovers, and is the league leader among returnees in that category.

"In a recent 40 minute scrimmage against our gold squad guys' team, we only had six turnovers," Joseph said. "This early in the season, that's kind of amazing, but when you look at Me-Me Walthour, who is a senior that played almost 40 minutes per game last year and realize that she was one of the leaders in the nation in assist-to-turnover ratio, you expect things like that out of a senior point guard."

Goodlett, a 6'5" center, has started in 93 of 99 career games since arriving at Tech, and averaged 9.9 points per game and 5.8 rebounds an outing last season. In a league filled with quality post players, the experience that Goodlett brings to the Jackets will be very beneficial.

One of the main things Goodlett will be charged with, along with fellow senior, forward Chelsea Regins, is becoming more active on the glass in helping to replace the void in rebounding without Montgomery and Foster.

"Sasha Goodlett is one of the top players in the ACC," Joseph said. "I definitely think she's one of the top players in the conference and we're hoping that she's going to be a first round draft pick. So she's going to have to step up her rebounding. The other person that I felt really came into her own was Chelsea Regins. She's a tremendous competitor and our highest energy kid. I really think she has an opportunity to do some special things this year."

Joseph will also look for help to come from junior Danielle Hamilton-Carter and freshman Tjasa Gortnar, both of whom are international players and have experience playing on their respective national teams.

Hamilton-Carter played on the Swedish national team which reached the semifinals of the 2011 World University Games in China and was the highest finishing European team in the competition.

"The thing that I think helped Dani was going to China in the summer and playing with the Swedish national team," Joseph said. "I think that was a great experience, playing against other countries' best teams. To be a part of that, I think she's now much calmer and more experienced. You can tell that she really gets out there and demands the ball. It gives us another weapon inside because she's a great perimeter scorer, not only with her back to the basket but facing up as well. We're looking for big things from Dani."

Gortnar played on the Slovenian national U-19 team in the 2011 FIBA U-19 World Championships in Chile. While her team was eliminated following pool play, Gortnar garnered attention after leading all scorers with 20.3 points per game in pool play after shooting better than 56 percent from the field. Gortnar was second in rebounding during the opening games, pulling in 9.7 rebounds a contest, trailing only Brazil's Damiris Dantas, who grabbed 10.3.

While not in the same group as the USA at the U-19 World Championships, Gortnar was able to stand out more on the stat sheet than such highly regarded recruits as Duke's Elizabeth Williams and Tennessee's Cierra Burdick. Gortnar

was ranked as high as 10th nationally by Collegiate Girls Basketball Report.

The Jackets will also count on senior LaQuananisha Adams to contribute in the post. A tall, lanky, 6'4" center, Adams has great ability to run the floor, which is pivotal in Joseph's offensive and defensive schemes, and can knock down the jumper away from the basket. Adams started seven games in 2010-11, in which she shot 43 percent from the field, averaging five points per game and hauled in nearly four rebounds a contest. Six-foot five-inch Shayla Bivins will also provide depth in the frontcourt and the junior from Jacksonville, Fla., features great touch around the rim.

In addition to Walthour in the backcourt, the Jackets also return sophomore Tyaunna Marshall, who enjoyed a stellar season during her rookie campaign on The Flats. Marshall tallied five ACC Rookie of the Week accolades, ACC All-Freshman team honors, All-ACC Third Team selection and was named to the ACC All-Tournament Second Team after shooting better than 55 percent in the three games and being the Jackets leading point scorer with 16.3 points per game.

"The great thing about Ty is that she's put on about 10 pounds of muscle in the offseason, so she's a lot more physical than she was a year ago," Joseph said. "She can take more of a beating than she could a year ago with the physical play in the ACC. That wore her down towards the end of the season. But I think she's more physically ready for this season and she's really improved her perimeter shooting.

"Last year she was more of a slasher where she would get to the rim or pull off a jump shot," Joseph continued. "In the preseason it seems like she's looking for her 3-point shot more, and looking for a perimeter shot off of the pass instead of going to the bounce so much. A year ago that's how she played. She got her points off of penetration. That's one of the improvements I've seen in her. She's become a very vocal leader on the floor for a sophomore. I think she understands her responsibility now as a go-to player to replace Alex [Montgomery]."

Senior Mo Bennett, who has started 25 games over her career and junior Sharena Taylor, who has started 12 games, should both provide quality minutes on the floor. Bennett is a tough-nosed defender who will fight and scrap for the ball. Taylor, who played most of her freshman season at the point, played more on the wing during her sophomore campaign.

A year after a freshman guard, Marshall, burst on to the scene at Tech with six 20-plus point games, including against UConn, Georgia and North Carolina, Joseph expects big things from rookie Sydney Wallace, ranked No. 22 in the class of 2011 by Blue Star Basketball.

Sophomore Frida Fogdemark is another one of Tech's international players who gained experience around the world during the summer. Fogdemark and her Swedish U-20 team won the gold medal at the FIBA U-20 European Championships. Fogdemark tallied 8.4 points per game and 3.4 rebounds an outing in the tournament, and converted

13-of-31 3-point field goals.

"We have Sydney Wallace, who's a tremendous scorer," Joseph said. "She's a freshman coming in who has really surprised me with her ability to create shots for herself. Then we have Frida Fogdemark, who was recruited here to be a 3-point shooting specialist. She's another player who played internationally this summer with the Swedish national team. She led them in 3-point field goals and 3-point field goal percentage. She has really stood out to me."

Sophomore Dawnn Maye is expected to back up Walthour at the point. As a freshman, Maye showed flashes of why she was a highly touted recruit, registering four games with at least five assists, but at times also needed to make better decision making.

Freshman Sarah Hartwell is the final piece to the top-20 recruiting class brought in by Joseph and staff. In high school, Hartwell was a multi-sport star in basketball and track & field, where she was a member of two 4x100 meter relay state champion teams and one 4x400 meter relay state champion team at Bellarmine Prep in her hometown of Tacoma, Wash. Junior Jasmine Blain is an extremely long and athletic wing player who will provide depth.

"Having these upperclassmen has made the transition for the freshmen that much easier," Joseph said. "You only have three players on the floor that haven't been a part of your system and you've got 15 total kids. So it's made that transition very smooth. I'm not the only one to correct them. I've got 12 other coaches on the floor telling them what to do. It's been very smooth as far as that's concerned."

The Schedule

Georgia Tech will open its season on Friday, Nov. 11, against the Alabama State Lady Hornets. Then the Yellow Jackets will look to exact some revenge on the Old Dominion Lady Monarchs, who won 20 games and finished tied for second in the CAA. Tech trails tradition-rich ODU 2-1 in the all-time series after the Lady Monarchs claimed a 65-63 win in Norfolk, Va., last season.

Tech will make its first road trip of the season when the Jackets travel to Milwaukee, Wis., to face the Marquette Golden Eagles for the first time in the Super Six Series, an initiative to create more matchups between "big six" conferences, on Saturday, Nov. 19. The Golden Eagles finished last season 24-9 and advanced to the second round of the NCAA Tournament before falling 79-70 at No. 1 seed Tennessee.

Georgia Tech returns home to face Kennesaw State on Tuesday, Nov. 22. The Yellow Jackets ran their record to a perfect 6-0 over the Owls as Regins and Adams each tied career-best scoring marks in a 79-60 win last season.

Joseph will again take her team on a working holiday trip over Thanksgiving when the Yellow Jackets travel to the San Juan Shootout, where they will face Rutgers and Green Bay. The

Scarlet Knights posted a 20-13 overall record last season and advanced to the second round of the NCAA Tournament before falling to eventual national champion Texas A&M. The Green Bay Phoenix posted a stellar 34-2 record, including a perfect 18-0 mark in Horizon League action and advanced to the NCAA Sweet 16 before losing to No. 1 seed Baylor.

Georgia Tech will return to Atlanta and host Big Ten newcomer Nebraska in the ACC/Big Ten Challenge on Wednesday, Nov. 30. The only previous meeting between Georgia Tech and Nebraska came on March 27, 1992, as the Yellow Jackets downed the Cornhuskers 73-68 in the semifinals of the National Women's Invitational Tournament in Amarillo, Texas.

Nebraska finished last season with a 13-18 overall record and a 3-13 mark in the Big 12. The Yellow Jackets are a perfect 4-0 in the challenge and the Cornhuskers will be the fifth different team Tech has faced in the annual intra-conference match-up. Maryland and Michigan are the only other teams to sport spotless records in the series.

The Yellow Jackets will begin the month of December by traveling to Athens to face the rival Georgia Lady Bulldogs on December 4. Georgia finished last season 23-11 and advanced to the NCAA Sweet 16 before falling to eventual national champion Texas A&M. In last year's matchup, the Jackets tallied their largest win ever in the series, 69-53, in Atlanta.

Tech will bookend finals week with road games at Middle Tennessee State on Sunday, Dec. 11, and Georgia State on Friday, Dec. 16. Georgia Tech leads the MTSU Blue Raiders 1-0 after a 68-48 win in Atlanta last season. The Yellow Jackets are 23-11 all-time against Georgia State following a 66-56 season-opening win a year ago. The Blue Raiders posted a 23-8 record last year and made the NCAA Tournament, falling in the first round.

With the Jackets not having a true home court this season, Joseph will take her team on a second tropical trip when Tech travels to the Bahamas Sunshine Shootout in Nassau, Bahamas, right before Christmas for contests against Southern Illinois-Edwardsville and Central Arkansas, the first time Georgia Tech has faced either program.

Georgia Tech's only home game in the month of December will come in the non-conference finale on Thursday, Dec. 29, when the North Carolina A&T Aggies travel to Atlanta.

Joseph will lead her squad on the road for the first two league games of the year. Tech will open the conference season by traveling to Raleigh, N.C., to face the NC State Wolfpack on Monday, Jan. 2.

A second road game in as many conference contests await the Jackets when they travel to College Park, Md., to face the Maryland Terrapins. The Terps won the only regular season meeting last year, 56-53, on a last second three at Alexander Memorial Coliseum. The Jackets returned the favor and defeated Maryland, 70-64, in the quarterfinals of the ACC Tournament.

Georgia Tech will open its home slate with a matchup with the Miami Hurricanes on January 9, followed by a home meeting with Wake Forest on January 12.

The Jackets head back on the road for a January 15 game at Boston College in a Sunday matinee. After returning home, Tech will only have two days to prepare for its only meeting with reigning ACC champion Duke on Wednesday, Jan. 18.

A trip to the Sunshine State's capital follows as the Yellow Jackets will face the Florida State Seminoles on Sunday, Jan. 22, before returning home to face the Virginia Cavaliers in the teams' only meeting on Wednesday, Jan. 25.

Tech will make the short drive to the Palmetto State to face the Clemson Lady Tigers for the first time in 2012. The Jackets will then return home for their first pair of re-matches of the season when NC State and Maryland come to Atlanta on February 2 and 6, respectively.

Georgia Tech will face the North Carolina Tar Heels for the only time in a Sunday, Feb. 12, contest in Chapel Hill. Last season, the Jackets swept the Tar Heels for the first time since 1990-91 with both victories marking Tech milestones. Georgia Tech rallied from down seven with 1:03 to play to defeat UNC, 71-70, in the conference opener on January 6 in Atlanta. The Jackets earned their first win in Chapel Hill since 2002 and Joseph tallied her 150th career victory in the 67-54 win on February 24.

Tech's next game will also be in the Old North State when the Jackets travel to Winston-Salem to face Wake Forest on February 16, before returning to Atlanta to face Boston College for a second time on February 19.

Georgia Tech will meet Virginia Tech for the only time in 2011-12 in the second to last game of the year. The Yellow Jackets travel to Blacksburg, Va., on Thursday, Feb. 23, before wrapping up the regular season against Clemson in a Feb. 26 matinee in Atlanta.

"We don't have a player on our team who has missed an NCAA Tournament," Joseph said. "I believe our schedule gives us a great opportunity to be successful and continue our streak of five straight 20 win seasons and five straight NCAA Tournaments. We are facing 10 teams which played in last year's NCAA Tournament and four teams from three different major conferences in the non-conference. I believe this variety of teams and styles will prove a benefit to us as the season goes on. Our five seniors are anxious and excited to lead this team and program to new heights."



MEET THE COACHES



MaChelle Joseph

Head Coach

Ninth Season

Purdue, 1992

Georgia Tech ... 153-97 (.612)

Career: 153-97 (.612)

ACC: 52-62 (.456)

MaChelle Joseph enters her ninth year as head coach of the Georgia Tech women's basketball program in 2011-12. A proven winner as both a player and assistant coach, she brought with her the vision of establishing the Georgia Tech women's basketball program as a contender in both the Atlantic Coast Conference and the national spotlight since her appointment on May 19, 2003.

A 2010 inductee in the Purdue Intercollegiate Hall of Fame, Joseph has guided the women's team to the program's first five straight 20-win seasons and has compiled a 153-97 record in her eight seasons at the helm. She has also led the team to five straight NCAA Tournament appearances.

The 2010-11 season saw the Yellow Jackets top a number of school records. Georgia Tech won a program-best 24 games and Joseph led her squad to a school-record 13-game winning streak, including a 71-70 win over No. 8 North Carolina in Atlanta in which the Jackets rallied from down seven with 1:06 to play. Tech again returned to the NCAA Tournament, earning a No. 5 seed, the school's highest ever. The Jackets defeated Bowling Green in the first round, only the third NCAA Tournament win ever, before falling to Ohio State in a second round game played in Columbus.

Joseph earned her 150th career victory on Feb. 24 with a 64-57 win at No. 13 North Carolina, marking the first time Georgia Tech swept the Tar Heels since the 1990-91 season, and becoming the fastest coach in school history to win 150 games.

Following the season, Alex Montgomery was selected No. 10 overall by the New York Liberty in the 2011 WNBA Draft, becoming Tech's highest drafted player and first first round draft pick. Montgomery is the fifth Yellow Jacket to be selected in the WNBA draft. During her eight seasons on the Flats, Joseph has coached 18 All-ACC honorees, three ACC

All-Freshman team members, five ACC All-Defensive team selections, three ACC All-Academic team members and the 2010 ACC Sixth Player of the Year.

Following two years as an assistant coach under Agnus Berenato, during which the Yellow Jackets averaged 18 wins a season, Joseph was named the fifth head coach in the history of the Georgia Tech program by former Institute President Dr. G. Wayne Clough and then-Director of Athletics Dave Braine.

"I felt like I won the lottery when I took this job," said Joseph. "This is one of the best jobs in the country and there is no reason why we can't challenge for an ACC and national championship in the years to come. We have all of the resources, the support of our administration and everything that it takes to be a top-10 program, and that is my goal for Georgia Tech."

Braine said that rewarding Joseph with her first head coaching position was a logical choice.

Joseph Year-By-Year

Season	Position	School	Record
1992-93	Assistant Coach	Illinois	12-15
ILLINOIS Total (1 Year)			12-15 (.444)
1993-94	Assistant Coach	Purdue	29-5
1994-95	Assistant Coach	Purdue	24-8
1995-96	Assistant Coach	Purdue	20-11
PURDUE Total (3 Years) 73-24 (.753)			
1996-97	Assistant Coach	Auburn	22-10
1997-98	Assistant Coach	Auburn	16-11
1998-99	Assistant Coach	Auburn	20-9
1999-00	Assistant Coach	Auburn	22-8
2000-01	Assistant Coach	Auburn	17-12
AUBURN Total (5 Years) 97-50 (.660)			
2001-02	Assistant Coach	Georgia Tech	15-14
2002-03	Assistant Coach	Georgia Tech	20-11
2003-04	Head Coach	Georgia Tech	14-15
2004-05	Head Coach	Georgia Tech	13-14
2005-06	Head Coach	Georgia Tech	14-15
2006-07	Head Coach	Georgia Tech	21-12
2007-08	Head Coach	Georgia Tech	22-10
2008-09	Head Coach	Georgia Tech	22-10
2009-10	Head Coach	Georgia Tech	23-10
2010-11	Head Coach	Georgia Tech	24-11
GEORGIA TECH (10 Years) 188-122 (.606)			
ASSISTANT COACH (11 Years)217-114 (.656)			
HEAD COACH (8 Years) 153-97 (.612)			
OVERALL TOTAL (19 Years).....370-211 (.637)			

"MaChelle has proven herself to be an outstanding coach and recruiter in her 11 years as an assistant coach, and in particular in her two years at Georgia Tech," Braine said at the time of her promotion.

Tech's current athletic director, Dan Radakovich, continues to show support for Joseph's vision and has recently awarded her with a contract extension that will keep her at Georgia Tech through the 2014-15 season.

"MaChelle has certainly ratcheted up the program in a number of ways," Radakovich said. "She and her staff have worked extremely hard in recruiting, coaching and in gaining awareness in the city of Atlanta. This is definitely a program on the rise."

Prior to her hiring as an assistant before the 2001-02 season, the Yellow Jackets hadn't won 20 games in the same season since the 1992 WNIT Championship season, and hadn't finished at .500 or above in conference play since 1993.

In her two years as Tech's top assistant coach, Joseph applied her skills as an instructor and recruiter along with her all-star playing credentials to help the program enjoy two of the best seasons in its history.

Joseph's skill as a recruiter translated into immediate results at Georgia Tech, where she assembled the then highest-rated freshman class in school history. Tech's 2002 recruiting class, which included McDonald's and WBCA prep All-American Kasha Terry, as well as Ashley Guerrant, Megan Harpring, April Johnson, Jessica Williams and Mallorie Winn, was rated among the top-15 in the nation by a number of recruiting services and media outlets, including No. 11 by the All-Star Girls Report as the second-highest in the Atlantic Coast Conference.

Even more impressive was Joseph's first recruiting class as the head coach at the Institute, as the 2004-05 freshman class was ranked the No. 5 recruiting class in the nation by the All-Star Girls Report in USA Today in November, 2003. Included in that group were high school All-Americans Jill Ingram, Daphne Mitchell and Janie Mitchell, with Giuliett Ancora, Shantrell Moss and Chioma Nnamaka rounding out her first recruiting class.

Joseph acquired a program that she helped take to the NCAA Tournament for the first time in a decade and just the second time in school history when she was named the Yellow

Jackets' head coach prior to the 2003-04 season. During her first season, Joseph tied the records for most overall and conference victories by a first-year head coach, tying her predecessor, Berenato, who left the Flats to become head coach at Pittsburgh after 15 seasons in the same post at Georgia Tech.

In 2005, Joseph guided a young Yellow Jacket team to a 13-14 record, with the top victory of the season coming against Georgia Tech's arch rival, and No. 6 ranked Georgia, by a score of 55-49 at Alexander Memorial Coliseum. It marked the first time since the 1998-99 season that the Yellow Jackets had defeated a team ranked in the top-10, and the highest ranked team Tech had recorded a victory against since the 1991-92 season, as the Bulldogs were ranked sixth in the nation entering the contest.

Joseph's third season at the helm of the program proved to be her most successful, both on and off the court. While the Jackets again finished just one game shy of postseason qualification, Georgia Tech earned its first ACC Tournament



victory under Joseph and came within five points of recording a quarterfinal victory in the conference tournament against the eventual national champion Maryland. Joseph had two players earn their degrees the following May, and another to be selected in the WNBA draft.

In her fourth year at Tech, Joseph again took the program to new heights. She coached the Jackets to a 21-12 finish, the best in school history, and the program's first NCAA Tournament win, a 55-54 thriller over DePaul. The Jackets also earned their first-ever winning record in ACC play, including wins over defending national champions and fourth-ranked Maryland and Sweet 16 participant NC State. Tech's 9-5 ACC record was seven wins better than the previous season and was the second-best turnaround in conference history.

Once again, Joseph proved to be one of the best recruiting coaches in the nation when she brought in the eighth-ranked recruiting class, featuring forwards Alex Montgomery and Iasia Hemingway, guards Deja Foster, Shaday Woolcock and Simone Trice. Montgomery became the highest-ranked recruit to ever sign a letter of intent when the 15th-ranked player chose Tech during the early signing period.

The 2007-08 campaign was another successful season with Joseph at the helm. The Jackets finished with a 22-10 record, registering the most wins in program history since joining the ACC before the 1979-80 season. Tech also made its second straight NCAA Tournament appearance, another

first for the Yellow Jacket program. The Jackets' play earned them a national ranking of No. 23 in both the AP and ESPN/Coaches Polls during the week Jan. 21, 2008, the team's first national ranking in 14 years. Two Jackets earned All-ACC honors and senior Chioma Nnamaka became the highest-ever Yellow Jacket taken in the WNBA draft, when she was selected 21st overall.

In her sixth season, Joseph once again led her team to a 22-10 record and led it to the program's third straight NCAA Tournament appearance despite listing 10 freshmen and sophomores on the roster. Tech found itself in the national rankings for five consecutive weeks during the season. The team registered wins over three ranked opponents during the regular season, including a 66-62 win over No. 2/3 North Carolina, the highest ranked opponent ever defeated by a Yellow Jacket team. The Jackets also earned the program's second NCAA Tournament victory when they defeated Iowa in the first round of the tournament, 76-62.

Joseph helped her 2009-10 team to a record-setting season in her seventh on the Flats. She led her squad to a 23-10 mark, tying the most wins in program history and most since joining the ACC prior to the 1979-80 season. Her team reached its fourth straight NCAA Tournament. The year was marked by the development of Brigitte Ardossi, who registered one of the best senior seasons in program history. She earned All-ACC second team honors and became just the fifth Yellow Jacket to be drafted when the Atlanta Dream selected her in the second round. Montgomery earned her second straight All-ACC third team nod and was selected the ACC Sixth Player of the Year.



The 2010-11 season saw the Yellow Jackets top a number of school records. Georgia Tech won a program-best 24 games and Joseph led her squad to a school-record 13-game winning streak, including a 71-70 win over No. 8 North Carolina in Atlanta in which the Jackets rallied from down seven with 1:06 to play. Tech again returned to the NCAA Tournament, earning a No. 5 seed, the school's highest ever. The Jackets defeated Bowling Green in the first round, only the third NCAA Tournament win ever, before falling to Ohio State in a second round game played in Columbus.

Montgomery earned Second Team All-ACC and ACC All-Defensive Team accolades, while freshman Tyaunna Marshall was named Third Team All-ACC, ACC All-Freshman Team and Third Team Freshman All-America by the Full Court Press. Montgomery was the first ACC player to be drafted in the 2011 WNBA Draft when she was chosen No. 10 overall by the New York Liberty, becoming Tech's highest drafted player and first first round selection.

Joseph arrived on the Flats after serving as an assistant coach and the recruiting coordinator on Joe Ciampi's staff at Auburn from 1997-2001. She helped guide the Tigers to a combined 97-50 record in five seasons and the second round of the NCAA Tournament on three occasions. Each of the last four recruiting classes she helped attract to Auburn were ranked in the top-10 nationally by the All-Star Girls Report, including the Tigers' 2001 class that was ranked the nation's second-best.

Before joining the Auburn staff, Joseph coached at her alma mater, Purdue, from 1994-96 under Lin Dunn and helped

the Boilermakers post a sterling 73-24 (.753) record in three seasons. Purdue advanced to the Final Four in 1994 and followed that performance with a trip to the NCAA Elite Eight in 1995. Joseph also served one year (1993) as an assistant at Illinois.

Overall, Joseph's career as an assistant coach spanned 11 years in three of the nation's top women's basketball conferences, with successful stops at Auburn of the Southeastern Conference as well as Purdue and Illinois of the Big Ten preceding her Atlantic Coast Conference stint. In 15 seasons as a collegiate player and assistant coach, Joseph was a part of programs that produced winning records in every year but one, and reached the NCAA Tournament 11 times.

A four-year starter for the Boilermakers from 1989-1992, Joseph is one of the most decorated players in Purdue and Big Ten Conference history as she garnered numerous conference and national accolades. After earning Big Ten Freshman of the Year honors as well as second-team all-conference accolades in 1989, Joseph was a first-team all-Big Ten selection in 1990, 1991 and 1992 and was named the Big Ten Player of the Year as a senior. She also earned Kodak All-America honors in 1992, when she was tabbed the Women's Basketball News' College Player of the Year.

She finished her career first on the Big Ten all-time scoring list and was the only player in conference history to rank in the top-10 in both points and assists. Joseph helped the Boilermakers reach the NCAA Tournament all four years, including the school's first appearance in 1989 and a pair of trips to the NCAA Sweet 16 in 1990 and 1992. Joseph was inducted in to the Purdue Intercollegiate Hall of Fame on Sept. 24, 2010.

A native of Auburn, Ind., Joseph graduated from Purdue in 1992 with a bachelor's degree in movement and sports science.





Octavia Blue
Assistant Coach
Third Season
Miami, 2007

Octavia Blue begins her third season as an assistant coach for the Georgia Tech women's basketball program in 2011-12.

The Yellow Jackets have earned an at-large berth in each of her three seasons with the Yellow Jackets.

During Blue's second season at Georgia Tech, the Yellow Jackets won a school-record 24 games and earned their fifth straight NCAA Tournament bid, advancing to the second round before falling to Ohio State in Columbus.

In her first season on the Flats, Blue helped the Yellow Jackets to their fourth straight 20-win season and their fourth consecutive NCAA Tournament Appearance. She helped with the development of Brigitte Ardossi, who finished with one of the best seasons in Georgia Tech history and was drafted in the second round of the 2010 WNBA Draft by the Atlanta Dream.

Blue comes to Georgia Tech from St. John's in Queens, N.Y., where she spent the 2008-09 campaign. During her tenure, Blue was responsible for recruiting, post-player development and scouting.

Prior to St. John's, Blue enjoyed one season at St. Thomas University in Miami, Fla., as an assistant coach. She worked on the development of post players and assisted head coach Robin Harmony with game planning and preparation.

Before taking her position at St. Thomas, Blue was the executive director of player relations for the Merit Management Group, which is a sports management company for professional athletes. She assisted in the supervision of athletes' careers, coordinated WNBA exposure camps, scouted for professional talent and negotiated player contracts.

Blue has extensive experience and knowledge of the game of basketball, dating to her playing career at the University of Miami from 1994-98. She was a two-time All-American, a three-time All-BIG EAST selection and is the fifth all-time leading scorer in Hurricane history with 1,724 points. In her senior campaign at Miami, she earned All-BIG EAST first team honors, averaging a team-high 19.2 points per game and 5.7 rebounds per game.

After her decorated collegiate career, she was the 15th overall draft pick by the Los Angeles Sparks in the 1998 WNBA draft. She had a long-tenured professional career from 1998-2006, which included playing for two WNBA teams (Sparks and Houston Comets) and playing internationally with clubs in Greece, Israel, France, Turkey and Poland.

Blue received her bachelor's degree in sociology/sports management from Miami in 2007. In 2008, she was inducted into the University of Miami Sports Hall of Fame and she was selected by the Atlantic Coast Conference as an ACC/Miami Legend.





Janie Mitchell
Assistant Coach
Second Season
Georgia Tech, 2008

Former Yellow Jacket standout Janie Mitchell begins her second season at her alma mater and first as an assistant coach.

Mitchell returned to The Flats for the 2010-11 season as coordinator for recruiting operations. In addition to her recruiting responsibilities, Mitchell also oversaw summer camps, the Yellow Jackets' community relations and outreach program.

During her first season back at Georgia Tech, the Yellow Jackets won a school record 24 games, including a Tech-best 13-game winning streak from November 27 to January 21. The Jackets tied a school record with nine ACC wins and advanced to the semifinals of the ACC Tournament.

The Yellow Jackets earned their fifth straight NCAA Tournament berth, a school highest five seed, and defeated Bowling Green 69-58 in a first round game in Columbus, Ohio.

Prior to her return to Georgia Tech, Mitchell spent one season with Southern Polytechnic women's basketball as an assistant coach. She helped guide the Lady Hornets to the best season in program history, finishing the 2009-10 campaign with a 30-5 record, the conference tournament title and their first NAIA National Tournament berth. Mitchell also helped develop All-American post player Marisa Statler.

Mitchell's responsibilities at SPSU included recruiting coordinator, academic coordinator, team travel, video exchange, public relations, and director of camps along with her on the floor coaching. Mitchell came to Southern Poly from Jackson State University where she spent one season as a graduate assistant coach.

Prior to Jackson State, Mitchell played one season

professionally in Rousse, Bulgaria, for Dunav Econt. She was the first American female athlete to play basketball in Rousse.

Mitchell was a three-year captain for the Yellow Jackets and still currently ranks seventh in career points (1,422) and ninth in career rebounds (704). She was named All-ACC honorable mention in 2007 and third team All-ACC in 2008. The Atlanta Tip-Off Club named her the Georgia Player of the Year in 2008.

Mitchell earned a Bachelor of Science degree in Business Management from Georgia Tech in 2008.





Sam Purcell
Assistant Coach
Fifth Season
Auburn, 2003

Sam Purcell enters his fifth season on the Georgia Tech staff and his second as assistant coach. He previously served as Director of Player Development and Video Coordinator. During his tenure at Georgia Tech, Purcell has been responsible for the program's day-to-day scheduling, working with sports nutrition and strength & conditioning programs, film exchange and recruiting the Georgia Tech women's basketball practice team.

In each of his previous four seasons, the Yellow Jackets have won at least 20 games and made the NCAA Tournament.

Purcell worked closely with former Yellow Jacket Alex Montgomery to develop her into one of the best players in the ACC. Montgomery was drafted No. 10 overall in the 2011 WNBA Draft, and was the first ACC player selected.

During his first season as a Georgia Tech assistant coach, the Jackets won a school record 24 games and posted a Tech-best 13-game winning streak from November 27 to January 21. The Jackets tied a school record with nine ACC wins and advanced to the semifinals of the ACC Tournament.

The Jackets earned their fifth straight NCAA Tournament berth, a school-best five seed, and defeated Bowling Green 69-58 in a first round game in Columbus, Ohio.

Purcell has also been instrumental in the coordination and implementation of the Sportcode and DV Sport Coaching, recruiting and scouting technology system for the Yellow Jacket basketball program. He was responsible for all film breakdown for women's basketball. Purcell has been a part of four straight NCAA Tournament runs by the women's basketball program.

Prior to Georgia Tech, Purcell was an assistant coach for

the University of Tulsa women's basketball team and served as the scouting coordinator, position coach for the post players and assisted with recruiting. During his first season at Tulsa, Purcell played an integral role in helping forward Jillian Robbins attain honorable mention All-America honors, Conference USA Player of the Year and Defensive Player of the Year merits. His contributions helped Tulsa capture their first Conference USA regular season and tournament titles.

Purcell arrived at Tulsa from Auburn University, where he spent two seasons as a video coordinator/administrative assistant and was a member of the Tigers' 2004 NCAA Tournament second round squad. From October 2000 through June 2003, he worked for the Tigers as a manager and was a staff member of Auburn's WNIT championship team in 2003.

Purcell earned his bachelor's degree in education from Auburn in May 2003. A native of Dalton, Ga., Purcell played two years of men's basketball at Southern Union State Community College (1998-2000).

Purcell and his wife, Meghan, live in Smyrna, Ga., with their one-year-old, Reese.





Gene Hill
Director of Operations
Fourth Season
Coker College (S.C.), 1997

Gene Hill enters his fourth season on the Georgia Tech staff and his first as Director of Basketball Operations.

In his first three seasons at Tech, Hill has helped the team to three NCAA Tournament appearances and a trio of 20-win seasons. He has been instrumental in helping the Yellow Jackets recruit some of the nation's best talent including a pair of top 25 classes in 2009, 2010 and 2011.

Prior to joining the Yellow Jacket staff, Hill served six seasons on the Butler women's basketball staff, including two years as associate head coach. He worked as the Bulldogs' recruiting

coordinator and assisted with on-court coaching.

Hill joined Coach Beth Couture's first Butler staff in 2002 after serving as the interim head women's basketball coach at East Carolina University during the 2001-02 season.

Prior to his stint at East Carolina, Hill was the head women's basketball coach at South Carolina Spartanburg from 1999-01. While in Spartanburg, he recruited three USA Today Honorable Mention All-Americans and the 2000-01 Peach Belt Conference Freshman of the Year.

From 1997-99, Hill served as an assistant women's basketball coach at Lander (S.C.) University, where he helped lead the Bearcats to their first Peach Belt Conference Tournament title and earned an NCAA Division II Tournament bid.

Hill graduated from Coker (S.C.) College with a degree in physical education in 1997. While at Coker, Hill played for the Cobras' basketball team for one season and also served as the assistant women's basketball coach for three seasons.

Hill and his wife, Heidi, live in Covington, Ga., with their one-year old daughter, Genevieve Ashlynn Hill



Monique Govan
Coordinator,
Recruiting Operations
Second Season
UMASS, 2005

Monique Govan enters her second season on the Georgia Tech staff and her first as Coordinator of Recruiting Operations after spending the 2010-11 season as the Director of Basketball Operations.

In her new role, Govan will oversee and coordinate day-to-day recruiting operations and summer camps, develop the Yellow Jackets community relations and outreach program.

During her first season on the Flats, Govan oversaw and coordinated daily operations of the women's basketball program. She organized team travel, acted as the academic liaison, and coordinated practice operations. She also

developed and managed the fall coaches' clinic.

Prior to joining Georgia Tech, Govan spent three years at Michigan State. She was promoted to Coordinator of Basketball Operations in June 2009, after spending her first two seasons as the team's video coordinator.

Prior to MSU, Govan spent two seasons as the Director of Basketball Operations at Ball State University. Govan's responsibilities at BSU included assisting in all aspects of recruiting, film breakdown, and travel. She also served as the liaison for the student managers.

A four-year letterwinner at Massachusetts, where she was a tri-captain in 2004-05, Govan was a member of the Student-Athlete Advisory Council. She was also a two-year member of the Atlantic 10 Commissioner's Cup Honor Roll.

Govan participated in the WBCA 'So You Want to be a Coach' program and served as an assistant coach for the Springfield Pro-Am Women's League in 2003.

The Chicago, Ill., native earned her bachelor's degree in sport management from Massachusetts in 2005 and earned her master's degree in sports administration from Ball State in 2007.



Mike Harkness
Director of Video
Player Personnel
First Season
Maryland, 2003

Mike Harkness begins his first season with the Georgia Tech women's basketball program as Director of Video Player Personnel.

Harkness is in his 13th year of working in the video profession and has spent his entire career at the University of Maryland.

Harkness was most recently the director of coaches video at Maryland, a promotion he earned after a year as assistant director of coaches video.

In his latest role with the Terps, Harkness, along with his

staff of two assistants and four students, oversaw the video needs for all Maryland sports except football.

He transitioned into working with all Terrapin sports after holding a graduate internship position with the basketball video department. He worked with the women's basketball team that won the 2006 national championship and the 2009 ACC Tournament title.

While a student in College Park, Harkness began his career in the spring of 1999 working in the video department with the Maryland football team.

During his time at Maryland, Harkness was a part of nine national championships and numerous ACC championships, and transitioned the Terrapins from an analog based video system to a fully digital video system.

The Houghesville, Md., native graduated from the University of Maryland with a degree in management science and statistics with a specialization of decision and information sciences in 2003.



Karen Sugrue
Office Manager
Seventh Season
Georgia

Karen Sugrue enters her seventh year as office manager for the Yellow Jackets.

Sugrue brings more than 12 years of business experience to the program and came to Tech after serving as the events intern for the Chick-fil-A Peach Bowl in 2004 and 2005. In that role, Sugrue helped plan and execute more than 20 events operated by the Festival and More Than A Game divisions for the 2004 Chick-fil-A Peach Bowl.

Prior to her stint with the Chick-fil-A Peach Bowl, Sugrue was a graduate assistant for the University of Georgia women's basketball program from 2003-2004.

During the 1996 Olympic Games, Sugrue served as the athlete services coordinator for fencing overseeing the needs of the athletes at the competition venue along with coordinating athlete appearances for Coca-Cola's Olympic City park. A former nationally ranked competitive fencer, Sugrue was a volunteer coach from 2000-2003 at the Shepherd Spinal Center in Atlanta and was an Assistant Coach/Personal Care Assistant for the 2002 United States Wheelchair Fencing World Championship Team that competed in Budapest, Hungary.

Before moving into sports management, Sugrue spent 12 years (1991-2003) working for The Coca-Cola Company as a Senior Budget Analyst and Senior Financial Analyst supporting the Media and Advertising Production departments of Coca-Cola North America's Marketing division.

A native Georgian, Sugrue earned her bachelors degree in finance and master's degree in sports management from the University of Georgia.

The former Karen Porter married Brian Sugrue on June 16, 2007. The couple resides in Sugar Hill, Ga.



Theresa Wenzel
Associate AD
Senior Woman Admin.
Sixth Season
Marquette, 1991

Theresa Wenzel enters her sixth season as the Senior Woman Administrator at Georgia Tech and Associate Director of Athletics. She oversees women's basketball, volleyball, softball, golf, men's and women's tennis, men's and women's track & field, men's and women's cross country and the men's and women's swimming & diving teams in her role.

In 2011, the WBCA named Wenzel its Administrator of the Year for her excellence in athletic administration.

Wenzel is the athletic department non-academic liaison to the Office of Student Affairs and a member of various

committees, including the ACC women's basketball, softball and women's tennis committees.

Wenzel possesses a wide range of experience in athletic administration and coaching. She joined the Georgia Tech staff in October of 2005 after an eight-year stint at Siena College (N.Y.), where she served as Assistant and then Associate Athletics Director of business operations while also coaching the women's golf team.

While at Siena, Wenzel served one year as intramural director and assistant facilities director before being named Assistant Athletic Director for business operations and head women's golf coach in 1998. In seven seasons as head golf coach, Wenzel led the Saints to five consecutive Metro Atlantic Athletic Conference titles from 2001-2005.

Prior to Siena, Wenzel spent three years (1994-97) as an assistant women's basketball coach at Canisius College and served an internship with the National Invitational Tournament.

A basketball letterwinner at Marquette, Wenzel earned a Bachelor of Science degree in business administration in 1991. She added a master's degree in sport administration from Canisius in 2000.



Mary Brunk
Assistant Director,
Academic Services



Colleen Copley
Manager



Marcus Dittmer
Assistant Director,
Communications



Ricky Kersey
Manager



Scott McDonald
Director,
Strength & Conditioning



Brantley Madebach
Academic Coach



Rebecca Payne
Student Athletic
Trainer



Felicia Tucker
Athletic Trainer



Michele Van Gorp
Academic Support
Staff

Dr. G. P. "Bud" Peterson became Georgia Tech's 11th president on April 1, 2009. Under his leadership, the Tech community has developed and begun the implementation of a 25-year strategic plan that envisions what the Institute might be like on its 150th anniversary.

Peterson came to Georgia Tech from the University of Colorado at Boulder, where he served as chancellor. Prior to that, he served as provost at Rensselaer Polytechnic Institute in New York. He served on the faculty and in leadership positions at Texas A&M University for 19 years. He has worked for NASA and the National Science Foundation.

Throughout his career, Peterson has played an active role in helping to establish the national education and research agendas, serving on numerous industry, government and academic task forces and committees. A distinguished scientist, he was appointed in 2008 by U.S. President George W. Bush to serve through 2014 as a member of the National Science Board, which oversees the National Science Foundation (NSF) and advises the President and Congress on national policy related to science and engineering research and education. In 2010 he was named by U.S. Secretary of Commerce Gary Locke as a member of the National Advisory Council on Innovation and Entrepreneurship. This group is focused on helping the U.S. develop policies that foster entrepreneurship and identify new ways to take innovations and creative ideas from the laboratory to the marketplace in order to create jobs, develop new businesses and drive economic growth.

In June 2011 he was named by President Barack Obama to the newly created Advanced Manufacturing Partnership steering committee. The partnership is bringing together industry, universities and the federal government to identify and invest in the key emerging technologies to help U.S. manufacturers improve cost, quality and speed of production in order to remain globally competitive.

He is a fellow of both the American Society of Mechanical Engineers (ASME) and the American Institute of Aeronautics and Astronautics (AIAA), and received the AIAA Distinguished Service Award for 2011. His research has focused on phase change heat transfer and spacecraft thermal control. He is widely published, authoring or co-authoring 14 books or book chapters, 175 refereed journal articles, and more than 140 conference publications. He also holds eight patents with two others pending.

Peterson earned a bachelor's degree in mechanical engineering,



Dr. Peterson, and his wife, Valerie, pose in the President's home.

a second bachelor's degree in mathematics, and a master's degree in mechanical engineering, all from Kansas State University. While an undergraduate at Kansas State, Peterson lettered three years as a tight end/wide receiver for the Wildcats football team. He earned a Ph.D. in mechanical engineering from Texas A&M University.

President Peterson and Tech's first lady, Valerie H. Peterson, regularly participate in campus and community events, meeting and working alongside alumni, faculty, staff, students, parents, and civic and government groups. They have become familiar faces within the Georgia Tech community. Students might find them listening to a Yellow Jacket Marching Band performance after a game, supporting the swimming and diving team, or joining in a clean-up day in neighborhoods surrounding the campus. In addition, they have served as ambassadors for Georgia Tech throughout the state, the region, the nation, and even on Tech's international campuses. The Petersons have been married for 37 years and have four adult children.

As the newest member of the Association of American Universities and a top ten public research university, Georgia Tech has outstanding programs in architecture, computing, engineering, liberal arts, management and the sciences. With more than 21,000 students and 125,000 living alumni who work in business, industry and government throughout the world, Tech has become internationally recognized for the quality of its educational and research programs.





Now in his sixth year as Director of Athletics, Dan Radakovich has helped take a Georgia Tech program rich in athletic tradition to a higher level of excellence and national respect.

Since Radakovich arrived on the Flats in 2006, Georgia Tech has competed for conference and national championships across the board, Yellow Jacket student-athletes have excelled in the classroom and Tech's facilities rate among the finest in the nation.

The 2010-11 academic year was another extremely successful campaign in Georgia Tech athletics:

- Georgia Tech participated in NCAA postseason play in women's basketball, men's and women's tennis, baseball, softball and golf.

• Tech hosted NCAA postseason regionals for men's tennis, women's tennis and baseball. The Yellow Jackets also served as host of the ACC Softball Tournament.

• In the fall, the Yellow Jacket football team earned a bowl bid for the 14th consecutive season, finished with a .500 or better record in ACC play for a league record 16th straight season, and Tech became the first ACC team to ever lead the nation in rushing offense. The volleyball team posted winning records overall and in ACC play.

• The women's basketball team enjoyed a record-setting season in 2010-11. The Yellow Jackets won a school-record 24 games, earned a fifth straight NCAA Tournament berth and a five seed, and 7,325 fans flocked to Alexander Memorial Coliseum when the Jackets hosted Connecticut.

• In March, a new era of Yellow Jacket men's basketball began with the hiring of new head basketball coach Brian Gregory.

• In the spring, the baseball team reached the 40-win plateau and tied Virginia for the ACC regular season championship. The softball team won its third straight ACC regular season title and played in the NCAA Tournament for the 10th time.

• The men's tennis team finished ranked 13th nationally after earning its 10th NCAA Tournament berth and advanced to the round of 16. The women's tennis team earned its 12th consecutive NCAA Tournament bid, advanced to the round of 16 for the sixth time and finished ranked 13th in the national polls.

• The golf team grabbed the spotlight by winning its third consecutive ACC championship. The Yellow Jackets finished second in the NCAA East Regional, and second in NCAA Tournament medal play before losing to eventual champion Augusta State in match play. Tech finished ranked as high as No. 2 in the national polls.

• Kenny Thorne (men's tennis) was named National Coach of the Year. Bruce Heppler (golf) and Sharon Perkins (softball) were named ACC Coach of the Year. MaChelle Joseph (women's basketball) won her 150th career game. Danny Hall (baseball) became just the fourth coach in ACC history to win 300 conference games. Bryan Shelton (women's tennis) won his 200th career match.

• Several student-athletes also enjoyed remarkable years. Kelsi Weseman (softball) was a first team All-American. Alex Montgomery (women's basketball) was the 10th player overall selected in the WNBA Draft. Guillermo Gomez, Kevin King and Juan Spir (men's tennis) all earned All-America honors. Gomez broke the school record for victories with 119. James White (golf) was named first team All-American. Paul Haley (golf) won the ACC individual championship.

• Academically, Georgia Tech's Academic Progress Report (APR) improved for the fourth consecutive year. The ACC recognized James White (golf), Christy Jones (softball) and Guillermo Gomez as the ACC Scholar Athletes of the Year for their respective sports. Four athletes – Zach Brewster (baseball), Hannah Krimm (diving), Travis Wagner (swimming) and Jen Yee (softball) – were awarded 2011 ACC Postgraduate Scholarships for their hard work in the classroom.

In Radakovich's first five seasons on the Flats, the Yellow Jacket football program has played in a bowl game every year. In 2009, coach Paul Johnson's team won the ACC championship and played in a BCS bowl game (FedEx Orange Bowl).

In total, Georgia Tech teams have combined to win 10 ACC championships and seven ACC regular season titles in Radakovich's tenure. In addition, Yellow Jacket teams have combined to make 29 NCAA postseason appearances and captured a national championship in women's tennis.

Over the last five years combined, Tech coaches have been named ACC Coach of the Year 10 times and National Coach of the Year three times. Thirty-five student-athletes have been named first team All-American, 12 have been named ACC Player of the Year in their respective sport, and 24 have earned Academic All-America honors from at least one source.

The construction of new facilities or upgrades to existing ones has been a focus of Radakovich's tenure. This past year, construction began on two major projects – the John and Mary Brock Football Practice Facility and McCamish Pavilion. The football indoor practice facility will be completed in July of 2011. McCamish Pavilion, the future home for Tech men's and women's basketball, will open its doors in time for the start of the 2012-13 seasons.

The previous year saw the completion of Shirley Clements Mewborn Field, home for Tech's softball program, which was unveiled prior to the start of the 2009 season. The Zelnak Center, a practice facility for Georgia Tech basketball, was in place prior to the start of the 2009-10 season.

Other facility upgrades under Radakovich include the transformation of Tech's former football locker room on the ground floor of the Edge Athletic Center into a new Technology Center, which benefits academic support services for all Yellow Jacket student-athletes, and cosmetic and functional improvements to Bobby Dodd Stadium.

Outside the competition venues, Radakovich directed an overhaul of the annual giving and donation structure for Tech athletics, anchored by the TECH Fund, which establishes minimum giving levels tied to season tickets in various seating areas of Bobby Dodd Stadium and Alexander Memorial Coliseum.

Radakovich also initiated the Athletic Director's Initiative Fund, started in June, 2006, which has raised in cash and pledges more than \$12 million.

Radakovich has also played an integral role in fund-raising initiatives for facility projects including McCamish Pavilion, the John and Mary Brock Football Practice Facility and the Byers Tennis Complex. A 2009 gift from the Henry F. McCamish, Jr., family for the renovation of Alexander Memorial Coliseum, could be worth up to \$15 million toward that project.

Named Georgia Tech's Director of Athletics on Feb. 22, 2006, Radakovich came to Georgia Tech after five years as senior associate athletics director at LSU (2001-06). He previously served as the Athletics Director at American University in 2000-01. That followed stints as associate athletics director at South Carolina (1994-2000) and Long Beach State (1989-94) as well as two years as the athletics business manager at Miami (FL) (1983-85).

Just the seventh Director of Athletics in Tech history, Radakovich was named to succeed Dave Braine, who retired after nearly nine years in the post. Radakovich also follows in the footsteps of storied names such as John Heisman, Bobby Dodd and Homer Rice.

A graduate of Center High School near Aliquippa, Pa., and a member of its Alumni Hall of Fame, Radakovich, 53, became a football letterwinner and student-coach at Indiana University of Pennsylvania, where he graduated in 1980 with a bachelor of science degree in finance. He was enshrined into the Beaver County Sports Hall of Fame in April, 2008, and was recognized as a Distinguished Alumni from IUP in March, 2009.

Radakovich added a master's degree in business administration from Miami (FL) in 1982. He also completed the Sports Management Institute's executive education program in 1992.

He is married to the former Marcie McDonald, and the couple has two children, Christian, 21, and Grant, 17. Christian is a senior Industrial Engineering major at Georgia Tech.

RADAKOVICH QUICK FACTS

Birthdate: June 9, 1958
College: Indiana (Pa.), B.S. Finance, 1980; Miami (Fla.), M.B.A., 1992
Wife: Marcie
Children: Christian and Grant

RADAKOVICH'S CAREER PATH

Years	School	Position
2006-present	Georgia Tech	Director of Athletics
2001-06	LSU	Senior Associate Athletic Director
2000-01	American University	Director of Athletics
1994-2000	South Carolina	Associate Athletic Director
1989-94	Long Beach State	Associate Athletic Director
1983-85	Miami (Fla.)	Business Manager





MEET THE TEAM



LaQuananisha Adams
Senior
6'4" Center
Hinesville, Georgia
Liberty County High School

General:

Tall, lanky post
 ... Runs the floor very well and showed a nice touch from the perimeter ... Has four career double digit scoring games...
 The second tallest player on the Georgia Tech roster ...
 Nickname is "Nisha".

2010-11: Played in 34 of 35 games last season, averaging 2.5 ppg and 1.9 rpg... Started first six games of the year and seven overall... Set a career-high with eight rebounds and tied her career-scoring best with 12 points against Kennesaw State... Led the Yellow Jackets in blocks in six games... Shot nearly 44 percent for the year.

2009-10: Played in 28 of the Yellow Jackets 33 games ... Averaged 2.3 points and 1.4 rebounds in 8.6 minutes ... Scored five points in nine minutes off the bench against Duke (2/19) ... Finished with 10 points and four rebounds against Mississippi Valley State (12/13) ... Recorded career-high 12 points on 6-of-8 shooting from the field and grabbed six boards at Oklahoma State (11/15) ... Opened the season shooting 5-of-7 goals for 10 points in win over Florida Gulf Coast (11/13).

Overall

Year	GP	GS	Min	Avg	Total			3 Point			FT	FTA	Pct	Rebounds				PF	FO	Ast	TO	Blk	Stl	Pts	Avg
					FG	FGA	Pct	FG	FGA	Pct				Off	Def	Tot	Avg								
2008-09	27	1	212	7.9	23	48	.479	0	0	.000	12	17	.706	13	18	31	1.1	21	0	7	14	6	6	58	2.1
2009-10	28	0	242	8.6	28	72	.389	0	0	.000	9	19	.474	16	22	38	1.4	35	2	4	17	6	4	65	2.3
2010-11	34	7	298	8.8	39	89	.438	0	0	.000	6	15	.400	25	39	64	1.9	37	0	5	24	12	9	84	2.5
TOTAL	89	8	752	8.4	90	209	.431	0	0	.000	27	51	.529	54	79	133	1.5	93	2	16	55	24	19	207	2.3

ACC

Year	GP	GS	Min	Avg	Total			3 Point			FT	FTA	Pct	Rebounds				PF	FO	Ast	TO	Blk	Stl	Pts	Avg
					FG	FGA	Pct	FG	FGA	Pct				Off	Def	Tot	Avg								
2008-09	12	1	103	8.6	8	20	.400	0	0	.000	3	7	.429	7	7	14	1.2	8	0	3	7	3	3	19	1.6
2009-10	10	0	66	6.6	6	15	.400	0	0	.000	2	4	.500	2	3	5	0.5	6	0	1	5	1	1	14	1.4
2010-11	13	1	86	6.6	10	24	.417	0	0	.000	1	3	.333	7	7	14	1.1	8	0	3	7	4	4	21	1.6
TOTAL	35	2	255	7.3	24	59	.407	0	0	.000	6	14	.429	16	17	33	0.9	22	0	7	19	8	8	54	1.5

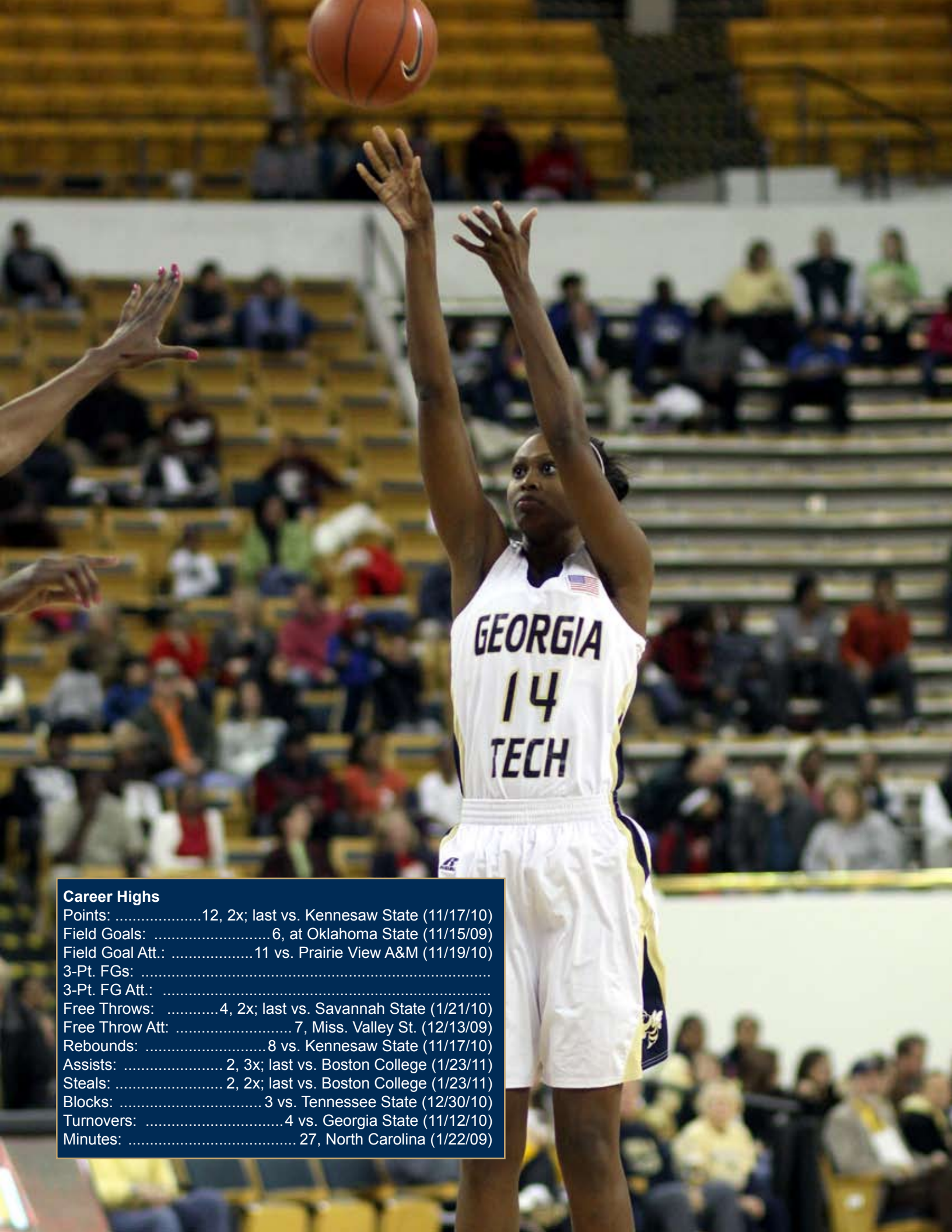
NCAA

Year	GP	GS	Min	Avg	Total			3 Point			FT	FTA	Pct	Rebounds				PF	FO	Ast	TO	Blk	Stl	Pts	Avg
					FG	FGA	Pct	FG	FGA	Pct				Off	Def	Tot	Avg								
2008-09	1	0	2	2.0	0	0	.000	0	0	.000	0	0	.000	0	0	0	0.0	2	0	0	0	0	0	0	0.0
2009-10	1	0	1	1.0	0	0	.000	0	0	.000	0	0	.000	0	0	0	0.0	0	0	0	0	0	0	0	0.0
2010-11	2	0	8	4.0	1	2	.500	0	0	.000	0	0	.000	1	1	2	1.0	1	0	0	0	0	0	2	1.0
TOTAL	4	0	11	2.8	1	2	.500	0	0	.000	0	0	.000	1	1	2	0.5	3	0	0	0	0	0	2	0.5

2008-09: Finished with seven points and grabbed two boards in front of hometown fans at Savannah State (2/11) ... Sparked the Jackets with seven points and six rebounds in 27 minutes in upset win over No. 2/3 North Carolina (1/22) ... Finished with six points in 14 minutes in win over Tulane (1/4) ... Registered six points and three rebounds in 15 minutes of play against Florida A&M (12/30) ... Scored six points and was a perfect 4-of-4 from the free-throw line in win over Kennesaw State (11/19).

Prep: Four-year letterwinner in basketball at Liberty County under coach Carolyn Kelly ... 2008 participant in Georgia North-South All-Star Game ... Named all-state and all-area in basketball ... Ranked No. 46 in the nation by All-Star Girls Report ... Ranked No. 92 in the nation by HoopGurlz.com ... Ranked as the No. 62 player overall by Collegiate Girls Basketball Report ... Ranked as the No. 15 player in the Southeast by SoutheasternHoopsReport.com ... Registered the most rebounds and blocked shots in school history ... Played with Metra Walthour at Liberty County ... Honor Roll student.

Personal: LaQuananisha Charvon Adams was born on June 7, 1990, in Petersburg, Va. ... Daughter of Carl and Sharon Adams ... Has a younger brother, Carl ... Has lived in Olympia, Wash., Lawton, Okla., Jacksonville, Fla., and Germany ... Enjoys playing sports and singing ... Majoring in History, Technology and Society.



Career Highs

Points:12, 2x; last vs. Kennesaw State (11/17/10)
Field Goals:6, at Oklahoma State (11/15/09)
Field Goal Att.:11 vs. Prairie View A&M (11/19/10)
3-Pt. FGs:
3-Pt. FG Att.:
Free Throws:4, 2x; last vs. Savannah State (1/21/10)
Free Throw Att:7, Miss. Valley St. (12/13/09)
Rebounds:8 vs. Kennesaw State (11/17/10)
Assists:2, 3x; last vs. Boston College (1/23/11)
Steals:2, 2x; last vs. Boston College (1/23/11)
Blocks:3 vs. Tennessee State (12/30/10)
Turnovers:4 vs. Georgia State (11/12/10)
Minutes:27, North Carolina (1/22/09)



Mo Bennett
Senior
5'10" Guard
Statesboro, Georgia
Statesboro High School

General: A very athletic scoring guard that can shoot the three and get to the basket ... Very strong rebounding guard ... Nickname is "Mo"... Has 11 career double figure scoring games, including two contests where she went for at least 20 points... Has one career double-double and three career double-digit rebounding games.

2010-11: Played in all 35 games, starting two... Averaged 3.2 ppg and 2.0 rpg... Scored double digits three times... Tied season-high with 10 points off the bench against Virginia Tech in ACC Tournament... Came off the bench to finish with seven points and two boards against Clemson... Made her second start of the season against NC State... Stepped up in Miami game after starters got into foul trouble... Hit floater in the lane with 6.7 seconds left in regulation to force overtime... Finished with nine points, three rebounds, three assists and two steals against Hurricanes... Played one of her best games of the season against Boston College... Was 5-of-7 from the field to tie season-high 10 points and grabbed a season-best four steals against Eagles... Grabbed a season-high eight rebounds against MTSU... Hit a three against Northwestern to keep Tech within one three minutes into second half... Finished with five points against the Wildcats in 20 quality minutes... Played very well off the bench on both ends of the floor against Prairie View A&M... Tallied her first double-digit scoring game of the year against Prairie View A&M... Made her first start of the season against Kennesaw State.

2009-10: Started 22 of the Yellow Jackets 33 games and averaged 20.7 minutes a contest ... Recorded 5.9 points and 4.7 rebounds a game ... Finished with at least seven rebounds in a game nine times in 2009-10 ... Notched 15 points and nine rebounds in win over Clemson (1/11) ... Recorded first career double-double with career-high 23 points and 11 rebounds at Kennesaw State (12/18) ... Grabbed a career-high 13 rebounds in win over Florida Gulf Coast (11/21) ... Opened season with 21 point outburst on 9-of-15 shooting and recorded eight steals against Winthrop (11/13).

2008-09: Played in 31 games and averaged 12.4 minutes in those contests ... Averaged 3.5 points and 2.3 rebounds ... Knocked down first three-pointer since December, scored five points and dished out three assists off the bench against Oklahoma in the second round of the NCAA Tournament (3/24) ... Tallied four points, seven boards and two steals in NCAA Tournament opening round win over host Iowa (3/22) ... Registered 10 points and three boards in 21 minutes in front of hometown fans at Savannah State (2/11) ... Started first career game against Georgia State and finished with four points and seven rebounds (11/26) ... Registered seven rebounds in 24 minutes against Kennesaw State (11/19) ... Had breakout performance at No. 1/1 UConn with 19 points on 8-of-11 shooting from the field (11/16) ... Named ACC Rookie of the Week on Nov. 17, 2008 ... Named to Dean's List during fall semester.

Prep: Four-year letterwinner and two-year captain in basketball at Statesboro High under coach Jeff Seier ... Ranked as the No. 29 player in the nation by HoopGurlz.com ... Listed as the No. 34 player in the nation by All-Star Girls Report ... Ranked as the No. 72 player overall by Collegiate Girls Basketball Report ... Ranked as the No. 2 player in the Southeast by SoutheasternHoopsReport.com ... 2008 WBCA High School All-American honorable mention ... 2008 South MVP of Georgia North-South All-Star Game ... 2008 Region 3-AAAA Player of the Year ... WTOC 2008 Player of the Year ... Lettered three seasons in softball and one season in track & field at Statesboro ... Named Miss Statesboro High ... Honor student.

Personal: Shanique Monnette Bennett was born on Aug. 9, 1990, in Anniston, Ala. ... The daughter of Dennis Bennett and Veronica Goodson ... Has an older brother, Justin ... Enjoys video games, puzzles and watching movies in her spare time ... Interested in becoming an athletic trainer after she graduates from Georgia Tech ... Majoring in History, Technology and Society.

Career Highs

Points: 23, at Kennesaw State (12/18/09)
 Field Goals: 9, Winthrop (11/13/09)
 Field Goal Att.: 15, 3x; last vs. Oregon (12/16/09)
 3-Pt. FGs: 3, at UConn (11/16/08)
 3-Pt. FG Att.: 6, 2x; last vs. Oregon (12/16/09)
 Free Throws: 8, at Kennesaw State (12/18/09)
 Free Throw Att.: 8, at Kennesaw State (12/18/09)
 Rebounds: 13, Florida Gulf Coast (11/21/09)
 Assists: 6, Oregon (12/16/09)
 Steals: 8, Winthrop (11/13/09)
 Blocks: 2, at Savannah State (2/11/09)
 Turnovers: 6, 2x; last vs. Miami (1/29/09)
 Minutes: 38, at Oklahoma State (11/15/09)



Overall																										
Year	GP	GS	Min	Avg	Total			3 Point			Rebounds							PF	FO	Ast	TO	Blk	Stl	Pts	Avg	
					FG	FGA	Pct	FG	FGA	Pct	FT	FTA	Pct	Off	Def	Tot	Avg									
2008-09	31	1	385	12.4	46	141	.326	9	44	.205	8	15	.533	36	35	71	2.3	34	0	18	38	3	26	109	3.5	
2009-10	33	22	683	20.7	71	218	.326	15	63	.238	38	55	.691	42	113	155	4.7	48	0	59	47	4	54	195	5.9	
2010-11	35	2	422	12.1	42	108	.389	6	21	.286	21	34	.618	26	44	70	2.0	44	0	32	38	3	31	111	3.2	
TOTAL	99	25	1490	15.1	159	467	.340	30	128	.234	67	104	.644	104	192	296	3.0	126	0	109	123	10	111	415	4.2	

ACC																										
Year	GP	GS	Min	Avg	Total			FG	3 Point			FT	FTA	Pct	Rebounds				PF	FO	Ast	TO	Blk	Stl	Pts	Avg
					FGA	Pct	Pct		FGA	Pct	Off				Def	Tot	Avg									
2008-09	13	0	86	6.6	11	37	.297	0	6	.000	1	2	.500	8	8	16	1.2	8	0	4	13	0	10	23	1.8	
2009-10	14	4	252	18.0	20	70	.286	2	15	.133	7	16	.438	20	43	63	4.5	22	0	19	18	2	22	49	3.5	
2010-11	14	1	161	11.5	18	46	.391	1	7	.143	5	11	.455	8	17	25	1.8	24	0	9	16	1	7	42	3.0	
TOTAL	41	5	499	12.2	49	153	.320	3	28	.107	13	29	.448	36	68	104	2.5	54	0	32	47	3	39	114	2.8	

NCAA																											
Year	GP	GS	Min	Avg	Total			3 Point			FT	FTA	Pct	Rebounds				PF	FO	Ast	TO	Blk	Stl	Pts	Avg		
					FG	FGA	Pct	FG	FGA	Pct				Off	Def	Tot	Avg										
2008-09	2	0	42	21.0	4	14	.286	1	5	.200	0	0	.000	7	2	9	4.5	1	0	4	1	0	2	9	4.5		
2009-10	1	0	8	8.0	0	0	.000	0	0	.000	0	1	.000	0	3	3	3.0	0	0	0	1	0	0	0	0.0		
2010-11	2	0	11	5.5	3	4	.750	0	0	.000	2	3	.667	1	1	2	1.0	2	0	0	2	0	2	8	4.0		
TOTAL	5	0	61	12.2	7	18	.389	1	5	.200	2	4	.500	8	6	14	2.8	3	0	4	4	0	4	17	3.4		



Sasha Goodlett

Senior

6'5" Center

Bolton, Mississippi

Clinton High School

General:

Tallest player to suit up for the Yellow Jackets since 6-7 Dolores Bootz played her final game on the Flats in 1988 ... True post with great hands around the basket ... Showed improvement in the post throughout her second season... Has 36 career double figure scoring games and six career double digit rebounding efforts... Has three career double-doubles.

2010-11:

Played in 34 of 35 games and started 32 contests... Was third on team with 9.9 ppg and third with 5.8 rpg... Scored in double digits 17 times... Tied season-high with 18 points against Maryland and added nine boards against Terps in ACC Tournament win... Tied career-high with 13 rebounds against Miami... Posted first double-double of the season with 10 points and 10 rebounds against Missouri in Paradise Jam finale... Did not score in the first half at UNC, but responded with 13 second half points... Was 6-of-8 from the floor and scored game-high 12 points against Clemson... Came off the bench against NC State and tied season-highs of 10 boards and three blocks... Was dominant at times down low against Miami... Finished with season-high 18 points on 8-of-11 shooting to go with seven rebounds against Hurricanes... Scored 11 of Tech's first 22 points at Clemson... Finished with team-highs of 15 points and eight rebounds against Lady Tigers... Tied a career-high with four assists against Georgia and set season-best with three blocks, to go with nine points and six boards.

2009-10:

Started 32 contests and played in all 33 games ... Averaged 9.7 points and 5.3 rebounds in 27.0 minutes a game ... Registered 16 points and nine rebounds against Florida State (2/15) ... Recorded second career double-double with 14 points and 13 rebounds in win over Miami (1/27) ... Registered 16 points on the road against Boston College (1/17) ... Scored 15 points on 7-of-10 shooting at North Carolina (1/6) ... Led Tech to win at Georgia State with 16 points and eight rebounds (12/22) ... Used size to advantage in win at Penn State with eight points and 11 boards (12/2) ... Scored career-high 21 points and finished 13-of-16 from the free-throw line at Oklahoma State

(11/15) ... Finished in double figures in 14 of 33 games during the season ... Named to the ACC Honor Roll for her success in the classroom.

2008-09: Played in every game and started 29 of Tech's 32 contests ... Finished with eight points and seven boards, while holding All-American Courtney Paris to only her eighth career game without a double-double (3/24) ... Dominated Iowa with first career double-double (16 pts, 13 reb) in the first round of the NCAA Tournament (3/22) ... Scored 14 points, had five rebounds and blocked two shots at North Carolina (2/15) ... Notched a season-best 20 points and eight rebounds by dominating the inside in win over NC State (2/8) ... Finished with 11 points, five rebounds and three blocks in win over Clemson (2/1) ... Recorded 11 points, four rebounds and three blocks in home win over Miami (1/29) ... Finished with nine points and eight rebounds to help Tech get past UT-Arlington in the Bahamas (12/20) ... Scored 13 points and had two blocks in win over Kennesaw State (11/19) ... Averaged 6.3 points and 3.7 rebounds in her first season at Tech ... Named to Dean's List in the spring.

Prep: Four-year letterwinner and two-year captain in basketball at Clinton High School under head coach Felicia Lofton ... Named the 2007-08 team MVP ... Member of the 2005-06 5A State Champions ... Named to the Dandy Dozen (Top 12 Players in Mississippi) by the Clarion Ledger ... Ranked No. 64 in the nation by All-Star Girls Report ... 2007 Mississippi High School All-Star Game participant ... Honor Roll student.

Personal: Sasha Samolia Goodlett was born on Aug. 9, 1990, in Jackson, Miss. ... The daughter of Michael Washington and Sara Goodlett ... Has an older sister, Tristina, and an older brother, Michael ... Majoring in History, Technology and Society.

Career Highs

Points:21, at Oklahoma State (11/15/09)
Field Goals:9, NC State (2/8/09)
Field Goal Att.: 17, 2x; last at Florida State (2/11/11)
3-Pt. FGs:
3-Pt. FG Att.:
Free Throws: 13, at Oklahoma State (11/15/09)
Free Throw Att.: 16, at Oklahoma State (11/15/09)
Rebounds: 13, 3x; last vs. Miami (2/27/11)
Assists:4, 2x; last vs. Georgia (12/5/10)
Steals: 3, 5x; last vs. Duke (2/19/10)
Blocks: 5, at Savannah State (2/11/09)
Turnovers: 7 vs. Connecticut (11/21/10)
Minutes:40, Miami (1/27/10)

Overall

Year	GP	GS	Min	Avg	Total			3 Point			FT	FTA	Pct	Rebounds				PF	FO	Ast	TO	Blk	Stl	Pts	Avg
					FG	FGA	Pct	FG	FGA	Pct				Off	Def	Tot	Avg								
2008-09	32	29	682	21.3	82	194	.423	0	0	.000	38	60	.633	65	53	118	3.7	61	0	11	57	30	22	202	6.3
2009-10	33	32	892	27.0	124	267	.464	0	0	.000	71	107	.664	82	94	176	5.3	58	1	37	85	23	29	319	9.7
2010-11	34	32	913	26.9	138	291	.474	0	0	.000	61	94	.649	104	94	198	5.8	82	1	38	89	26	22	337	9.9
TOTAL	99	93	2487	25.1	344	752	.457	0	0	.000	170	261	.651	251	241	492	5.0	201	2	86	231	79	73	858	8.7

ACC

Year	GP	GS	Min	Avg	Total			3 Point			FT	FTA	Pct	Rebounds				PF	FO	Ast	TO	Blk	Stl	Pts	Avg
					FG	FGA	Pct	FG	FGA	Pct				Off	Def	Tot	Avg								
2008-09	14	12	333	23.8	44	100	.440	0	0	.000	16	29	.552	30	22	52	3.7	27	0	6	26	12	11	104	7.4
2009-10	14	13	425	30.4	60	127	.472	0	0	.000	31	47	.660	41	46	87	6.2	28	0	19	44	8	16	151	10.8
2010-11	14	13	412	29.4	62	127	.488	0	0	.000	26	37	.703	48	49	97	6.9	34	1	18	34	16	6	150	10.7
TOTAL	42	38	1170	27.9	166	354	.469	0	0	.000	73	113	.646	119	117	236	5.6	89	1	43	104	36	33	405	9.6

NCAA

Year	GP	GS	Min	Avg	Total			3 Point			FT	FTA	Pct	Rebounds				PF	FO	Ast	TO	Blk	Stl	Pts	Avg
					FG	FGA	Pct	FG	FGA	Pct				Off	Def	Tot	Avg								
2008-09	2	2	66	33.0	8	21	.381	0	0	.000	8	10	.800	10	10	20	10.0	3	0	0	6	1	1	24	12.0
2009-10	1	1	30	30.0	4	10	.400	0	0	.000	0	0	.000	4	3	7	7.0	1	0	0	4	2	2	8	8.0
2010-11	2	2	62	31.0	14	27	.519	0	0	.000	3	3	1.000	6	3	9	4.5	7	0	3	8	2	3	31	15.5
TOTAL	5	5	158	31.6	26	58	.448	0	0	.000	11	13	.846	20	16	36	7.2	11	0	3	18	5	6	63	12.6



Chelsea Regins
Senior
6'2" Forward
Fort Lauderdale, Florida
Dillard High School

General: Very versatile player, who can play the post or wing positions ... Shows a lot of athleticism on the floor ... Energetic player, who showed an ability to make an impact off the bench ... Has seven career double figure scoring games and one career double digit rebounding game... Has one career double-double.

2010-11: Played in 34 games and started five... Averaged 5.5 ppg and 3.4 rpg... Scored in double digits four times... Converted team-high 53.6 percent of field goal attempts... Earned first five career starts in ACC and NCAA Tournaments... Grabbed seven rebounds - six of which were offensive - and added six points at UNC...Finished with nine points and four rebounds, three of which were offensive, against Boston College... Scored a career-best 16 points off bench against Tennessee State on 5-of-6 shooting and 6-of-7 shooting from free throw line... Grabbed season-high eight boards, seven of which came in the first half, against Northwestern... Tied her career-best with 15 points and grabbed six rebounds against Kennesaw State.

2009-10: Saw action in all 33 games ... Averaged 3.7 points and 2.9 rebounds in 12.8 minutes off the bench ... Played 10 quality minutes, scoring two points and grabbing four rebounds in NCAA Tournament vs. UALR (3/21) ... Helped lead Tech to comeback victory over Wake Forest in second round of ACC Tournament with four points, including a pair of late free throws, in 23 minutes (3/5) ... Scored 10 points in win over Savannah State (1/21) ... Notched seven points and two blocks in 20 minutes against Wake Forest (1/14) ... Tallied eight points and five rebounds in win over Army (1/2) ... Recorded 11 points and seven rebounds in win at Kennesaw State (12/18) ... Finished with 15 points in just 17 minutes against Mississippi Valley State (12/13) ... Registered first career double-double with 11 points and career-high 16 rebounds in win over Florida Gulf Coast (11/21) ... Opened season with eight points and seven rebounds against Winthrop (11/13).

2008-09: Played in 25 games for the Jackets ... Grabbed six boards in 10 minutes against Oklahoma's big posts in the second round of the NCAA Tournament (3/24) ... Recorded four points, two rebounds and a block in home win over Miami (1/29) ... Grabbed five rebounds in 15 minutes of action at Duke (1/25) ... Came off bench to score six points in 21 minutes in upset win over No. 2 North Carolina (1/22) ... Saw 17 minutes of action against Winthrop, scoring six points and grabbing three boards (12/18) ... Played 18 minutes and scored five points in win over Oregon (12/13) ... Averaged 1.5 points and 1.4 rebounds during her freshman season ... Named to Dean's List in the spring.

Prep: Played basketball at Dillard High School in Ft. Lauderdale, Fla. ... Two-year team captain ... Ranked No. 58 in the nation by All-Star Girls Report and No. 76 by HoopGurlz.com ... Ranked as the No. 41 player overall by Collegiate Girls Basketball Report ... Named to the 5A All-State Third Team in 2008 and was named to the second team in 2007 ... Named the top player in Florida for 2008 by FloridaHoops.com ... Scored a school record 42 points in a single game in 2007 ... Team won county championship in 2005 & 2007 ... Member of 2005 State Championship team ... Honor Roll student ... Member of 2007-08 Student Government Association.

Personal: Born Chelsea Nicole Regins on July 17, 1990, in Plantation, Fla. ... Daughter of John and Loraine Regins ... Has an older brother, Chris ... Her cousin Tony Brown played collegiate football at Tennessee and pro football with the Seattle Seahawks ... Majoring in Science, Technology and Culture.

Career Highs

Points:	16 vs. Tennessee State (12/30/10)
Field Goals:	7 vs. Mercer (12/28/10)
Field Goal Att.:	12 vs. Mercer (12/28/10)
3-Pt. FGs:	
3-Pt. FG Att.:	1, Florida Gulf Coast (11/21/09)
Free Throws:	8, Savannah State (1/21/10)
Free Throw Att:	10 vs. Kennesaw State (11/17/10)
Rebounds:	16, Florida Gulf Coast (11/21/09)
Assists:	2, 5x; last at UNC (2/24/11)
Steals:	3, Miss. Valley St. (12/13/09)
Blocks:	2, 3x; last at Virginia Tech (1/27/11)
Turnovers:	5, at Oklahoma State (11/15/09)
Minutes:	35 vs. Connecticut (11/21/10)

**Overall**

Year	GP	GS	Min	Avg	Total			3 Point			FT	FTA	Pct	Rebounds				PF	FO	Ast	TO	Blk	Stl	Pts	Avg
					FG	FGA	Pct	FG	FGA	Pct				Off	Def	Tot	Avg								
2008-09	25	0	212	8.5	12	24	.500	0	0	.000	14	20	.700	15	21	36	1.4	37	0	5	15	3	7	38	1.5
2009-10	33	0	423	12.8	38	81	.469	0	1	.000	45	60	.750	45	51	96	2.9	58	1	15	50	8	20	121	3.7
2010-11	34	5	697	20.5	67	125	.536	0	0	.000	53	80	.663	58	59	117	3.4	81	1	19	71	7	23	187	5.5
TOTAL	92	5	1332	14.5	117	230	.509	0	1	.000	112	160	.700	118	131	249	2.7	176	2	39	136	18	50	346	3.8

ACC

Year	GP	GS	Min	Avg	Total			3 Point			FT	FTA	Pct	Rebounds				PF	FO	Ast	TO	Blk	Stl	Pts	Avg
					FG	FGA	Pct	FG	FGA	Pct				Off	Def	Tot	Avg								
2008-09	12	0	89	7.4	4	10	.400	0	0	.000	2	4	.500	9	6	15	1.3	17	0	0	8	1	3	10	0.8
2009-10	14	0	121	8.6	9	22	.409	0	0	.000	8	14	.571	8	7	15	1.1	18	1	5	14	3	4	26	1.9
2010-11	14	0	253	18.1	22	46	.478	0	0	.000	22	31	.710	21	17	38	2.7	29	0	7	26	2	9	66	4.7
TOTAL	40	0	463	11.6	35	78	.449	0	0	.000	32	49	.653	38	30	68	1.7	64	1	12	48	6	16	102	2.6

NCAA

Year	GP	GS	Min	Avg	Total			3 Point			FT	FTA	Pct	Rebounds				PF	FO	Ast	TO	Blk	Stl	Pts	Avg
					FG	FGA	Pct	FG	FGA	Pct				Off	Def	Tot	Avg								
2008-09	2	0	14	7.0	0	2	.000	0	0	.000	0	0	.000	1	5	6	3.0	3	0	1	0	0	0	0	0.0
2009-10	1	0	10	10.0	1	2	.500	0	0	.000	0	0	.000	2	2	4	4.0	3	0	0	1	1	1	2	2.0
2010-11	2	2	60	30.0	6	12	.500	0	0	.000	1	1	1.000	9	3	12	6.0	6	0	2	3	1	2	13	6.5
TOTAL	5	2	84	16.8	7	16	.438	0	0	.000	1	1	1.000	12	10	22	4.4	12	0	3	4	2	3	15	3.0



Metra Walthour
Senior
5'6" Guard
Hinesville, Georgia
Liberty County High School

General: A true point guard that looks to pass first... Has 31 career games with at least four assists... Has 28 career games with at least three steals... Has 14 career double digit scoring games and one with at least 20 points... One of the smallest players on the roster but very athletic... Nickname is "Me-Me".

2010-11: Team Co-Captain... Started all 35 games at point guard... Averaged 8.9 ppg and team-best 3.8 apg... Finished season eighth in ACC with 3.8 assists per game... Finished sixth in ACC in steals with 2.3 steals per game... Dished out at least four assists in 18 games and grabbed at least three steals in 16 games... Had outstanding ACC Tournament... Tied career high with four three pointers against Maryland, then set new career bests with five threes and 20 points against Duke... Was 4-of-4 from the free throw line at UNC with all four coming in the final minute to help ice the game for Tech... Set a career-high with nine assists in win over Virginia... Scored 12 points, to go with game-highs of five assists and four steals against North Carolina... Hit game-winning three with 23.6 seconds left to beat #8 Tar Heels after air-balling her last three about two minutes earlier... Tied a career-high with eight assists at Portland State... Tossed in 16 points on 6-of-11 shooting against Georgia... Added five assists and four steals without committing a turnover in Tech's largest win over Lady Bulldogs... Had a career night in win over Missouri... Scored a then-career-high 19 points with a career-high four three pointers on four attempts... Hit 6-of-7 free throws in final two minutes to beat Tigers.

2009-10: Saw action in all 33 games and started 20 ... Recorded 3.9 points and 1.3 rebounds in 28.7 minutes a game ... Her 91 assists as a sophomore rank fifth all-time for a player in their second season in a Yellow Jacket uniform ... Had an assist/turnover ratio of 1.3 ... Helped team in win over North Carolina with six points and five assists in 37 minutes off the bench (2/26) ... Scored three points and had seven steals in win at Clemson (2/8) ... Led team to first win at Maryland since 2001 with seven points and eight assists (2/5) ... Played 39 minutes and finished with five points,

four steals and four rebounds in win over Wake Forest (1/14) ... Scored eight points and had four assists in 39 minutes at North Carolina (1/6) ... Sparked team's win at Georgia State with 10 points and five assists (12/22) ... Recorded nine points and four assists in 39 minutes against Oregon (12/16) ... Played all 40 minutes in win at Penn State (12/2) ... Tallied eight points and six assists in neutral court win over Seton Hall (11/27).

2008-09: Played in 25 games and started seven during her freshman season ... Recorded 27 assists and averaged 27.6 minutes in her seven starts ... Played 24 minutes off the bench against Oklahoma without turning the ball over (3/24) ... Dished out six assists in 27 minutes in big win at Clemson (2/22) ... Scored seven points in 22 minutes against Maryland (2/19) ... Played a season-high 38 minutes and scored two points, while dishing out three assists at North Carolina (2/15) ... Finished with seven points and eight assists against only one turnover in front of hometown fans at Savannah State (2/11) ... Made first career start against NC State, playing 34 minutes and recorded one point and four assists (2/8) ... Played 16 minutes and scored seven points, registered three steals and finished with two assists in win over Mississippi Valley State (11/22) ... Averaged 1.6 points and 0.5 rebounds a game.

Prep: Four-year letterwinner and two-year captain at Liberty County High School under head coach Carolyn Kelly ... Played with Nisha Adams in high school ... Named all-district all four seasons ... 2007 WTOC Player of the Year ... 2007 All-State Honorable Mention ... Ranked as the nation's #71 high school senior overall by All-Star Girls Report ... Team MVP ... Scored a school record 37 points in a game ... National Honor Society.

Personal: Born Metra Denise Walthour on Jan. 26, 1990, in Hinesville, Ga. ... Daughter of Earnest Walthour Sr. and Theresa Lingard ... Has an older brother, Earnest ... Works as a day camp counselor at St. James Sports Center ... Was named Miss Liberty County High and Homecoming Queen ... Majoring in Science, Technology and Culture.

Career Highs

Points:	20 vs. Duke (3/5/11)
Field Goals:	6, 4x; last at Ohio State (3/21/11)
Field Goal Att.:	16 at Ohio State (3/21/11)
3-Pt. FGs:	5 vs. Duke (3/5/11)
3-Pt. FG Att.:	10, 2x; last vs. Duke (3/5/11)
Free Throws:	7 vs. Missouri (11/27/10)
Free Throw Att:	10, 2x; last vs. Duke (3/5/11)
Rebounds:	7 vs. Tennessee (11/26/10)
Assists:	9 vs. Virginia (1/13/11)
Steals:	7, at Clemson (2/8/10)
Blocks:	2 vs. Georgia (12/5/10)
Turnovers:	7, at North Carolina (2/15/09)
Minutes:	44 at Miami (1/30/11)



Overall																										
Year	GP	GS	Min	Total				3 Point				FT	FTA	Pct	Rebounds				PF	FO	Ast	TO	Blk	Stl	Pts	Avg
				FG	FGA	Pct	FG	FGA	Pct	Off	Def				Tot	Avg										
2008-09	25	7	316	12.6	15	50	.300	2	16	.125	7	11	.636	1	11	12	0.5	16	0	35	29	0	16	39	1.6	
2009-10	33	20	948	28.7	35	139	.252	8	48	.167	52	85	.612	3	41	44	1.3	53	1	91	68	4	61	130	3.9	
2010-11	35	35	1111	31.7	100	261	.383	51	142	.359	61	85	.718	7	52	59	1.7	48	2	132	76	5	81	312	8.9	
TOTAL	93	62	2375	25.5	150	450	.333	61	206	.296	120	181	.663	11	104	115	1.2	117	3	258	173	9	158	481	5.2	

ACC																									
Year	GP	GS	Min	Avg	Total			3 Point			FT	FTA	Pct	Rebounds				PF	FO	Ast	TO	Blk	Stl	Pts	Avg
					FG	FGA	Pct	FG	FGA	Pct				Off	Def	Tot	Avg								
2008-09	9	5	171	19.0	6	21	.286	0	5	.000	2	5	.400	1	3	4	0.4	10	0	17	19	0	7	14	1.6
2009-10	14	4	403	28.8	11	47	.234	2	13	.154	29	46	.630	2	21	23	1.6	29	1	34	37	2	28	53	3.8
2010-11	14	14	476	34.0	41	124	.331	24	70	.343	21	31	.677	6	21	27	1.9	21	1	57	34	1	33	127	9.1
TOTAL	37	23	1050	28.4	58	192	.302	26	88	.295	52	82	.634	9	45	54	1.5	60	2	108	90	3	68	194	5.2

NCAA																									
Year	GP	GS	Min	Avg	Total			3 Point			FT	FTA	Pct	Rebounds				PF	FO	Ast	TO	Blk	Stl	Pts	Avg
					FG	FGA	Pct	FG	FGA	Pct				Off	Def	Tot	Avg								
2008-09	2	0	24	12.0	0	0	.000	0	0	.000	0	0	.000	0	0	0	0.0	3	0	0	0	0	1	0	0.0
2009-10	1	0	17	17.0	0	1	.000	0	0	.000	0	0	.000	0	1	1	1.0	0	0	2	2	0	1	0	0.0
2010-11	2	2	79	39.5	9	25	.360	1	10	.100	5	6	.833	1	3	4	2.0	6	1	6	4	0	6	24	12.0
TOTAL	5	2	120	24.0	9	26	.346	1	10	.100	5	6	.833	1	4	5	1.0	9	1	8	6	0	8	24	4.8



Shayla Bivins
Junior
6'5" Center
Jacksonville, Florida
Stanton College Prep

Collegiate Girls Basketball Report and All-Star Girls Report ... Named the No. 1 player in the class of 2009 in the state of Florida by FloridaHoops.com ... Ranked as the No. 3 in Florida by Sunshinestateexposure.com ... Sports editor of school newspaper ... National Honor Society ... Lettered one season in track and field and volleyball.

Personal: Born Shayla Jillyan Bivins on Nov. 6, 1990, in Jacksonville, Fla. ... Daughter of Tony and Robin Bivins ... Has a younger sister, Danielle ... A southpaw ... Father, Tony, played basketball at FAMU ... Chose Georgia Tech because of location, balance of athletics and academics and the people ... Majoring in Science, Technology and Culture.

General: Has great size on the inside ... Runs the floor well for a "big" ... Has tremendous upside ... Nice soft touch around the basket.

2010-11: Played in 11 games as a sophomore... Tallied six rebounds, four blocks and three steals... Played four minutes against Virginia Tech in ACC Tournament (3/3)...Grabbed an offensive board in three minutes against Clemson (2/17)... Had a steal in four minutes against Mercer... Recorded two blocks against Kennesaw State (11/17).

2009-10: Saw action in nine games as a freshman ... Averaged 1.2 rebounds and 0.3 points ... Played seven minutes and recorded two rebounds in win at Kennesaw State (12/18) ... Grabbed two rebounds and scored two points in four minutes against Mississippi Valley State (12/13) ... Picked up a pair of rebounds in win at Long Island (11/28) ... Scored a point, grabbed three rebounds and recorded two blocks in opening night win over Winthrop (11/13).

Prep: Four-year letterwinner at Stanton College Prep under head coach Jenn Miller ... Averaged 11 points, 10 rebounds and four blocks a game as a senior ... Named to All-First Coast girls basketball third team ... Ranked among Ultimate Sports Magazines 24 Top Girls Basketball Players in Northeast Florida ... Highly-touted recruit by both

Career Highs

Points: 2, Miss. Valley St. (12/13/09)
 Field Goals:
 Field Goal Att.: 3 vs. Tennessee State (12/30/10)
 3-Pt. FGs:
 3-Pt. FG Att.:
 Free Throws: 2, Miss. Valley St. (12/13/09)
 Free Throw Att: 3, Winthrop (11/13/09)
 Rebounds: 4 vs. Tennessee State (12/30/10)
 Assists: 1, Winthrop (11/13/09)
 Steals: 1, 4x; last vs. Jack. State (1/2/11)
 Blocks:2, 2x; last vs. Kennesaw State (11/17/10)
 Turnovers: 3 vs. Georgia State (11/12/10)
 Minutes: 8, Winthrop (11/13/09)

Overall

Year	GP	GS	Min	Avg	Total			3 Point			FT	FTA	Pct	Rebounds				PF	FO	Ast	TO	Blk	Stl	Pts	Avg
					FG	FGA	Pct	FG	FGA	Pct				Off	Def	Tot	Avg								
2009-10	9	0	31	3.4	0	4	.000	0	0	.000	3	5	.600	2	9	11	1.2	7	0	1	2	3	1	3	0.3
2010-11	11	0	33	3.0	0	6	.000	0	0	.000	0	1	.000	2	4	6	0.5	6	0	0	6	4	3	0	0.0
TOTAL	20	0	64	3.2	0	10	.000	0	0	.000	3	6	.500	4	13	17	0.9	13	0	1	8	7	4	3	0.2

ACC

Year	GP	GS	Min	Avg	Total			3 Point			FT	FTA	Pct	Rebounds				PF	FO	Ast	TO	Blk	Stl	Pts	Avg
					FG	FGA	Pct	FG	FGA	Pct				Off	Def	Tot	Avg								
2009-10	1	0	0	0.0	0	0	.000	0	0	.000	0	0	.000	0	0	0	0.0	0	0	0	0	0	0	0	0.0
2010-11	2	0	5	2.5	0	0	.000	0	0	.000	0	0	.000	1	0	1	0.5	0	0	0	0	0	0	0	0.0
TOTAL	3	0	5	1.7	0	0	.000	0	0	.000	0	0	.000	1	0	1	0.3	0	0	0	0	0	0	0	0.0





Jasmine Blain
Junior
6'2" Guard/Forward
Atlanta, Georgia
North Cobb High School

Winthrop, playing 15 minutes and recorded three rebounds (11/13).

Prep: Four-year letterwinner at North Cobb HS under head coach Matt Williams ... Four-year captain ... North Cobb's all-time leading scorer ... Named to the Atlanta Tip-Off Club's 2008 Jackie Bradford All-Metro Team and the Atlanta Journal Constitution 2007-08 All-Northwest Girls' Team ... Ranked 60th in the nation by All-Star Girls Report and 84th by Collegiate Girls Basketball Report ... Four-year honor roll student ... Member of Warrior Athletes Leadership Club.

Personal: Born Jasmine Jamella Blain on July 24, 1991 in Atlanta, Ga. ... Daughter of Willy and Sophia Blain ... Has two brothers, Hakiem and Jah-sheem ... Cousin Garcelle Beauvais is an actor ... Chose Georgia Tech to be close to her family ... Hobbies include drawing, bowling, swimming and listening to music ... Majoring in Industrial Design.

General: Great size for a guard... Can score in a variety of ways on the floor... Provides Tech with another shooter... Long defender, who will be excellent against the press... Can play multiple positions.

2010-11: Played in 14 games as a sophomore... Averaged 1.0 point per game and 0.6 rebounds per game... Shot 45.5 percent (5-of-11) from the field for the year... Scored two points in three minutes at Virginia Tech (1/27)... Had a defensive rebound at Duke (1/21)... Pulled in two boards against Tennessee State (12/30)... Had season highs of five points and two rebounds in nine minutes against Kennesaw State (11/17).

2009-10: Played in 19 games and started one as a freshman ... Averaged 1.9 points and 1.2 rebounds in limited minutes ... Made first career start in NCAA Tournament against UALR, scoring three points and registering three steals in 20 minutes (3/21) ... Scored five points in 11 minutes in win over Savannah State (1/21) ... Had best game of the season at Kennesaw State with 13 points and seven rebounds in 23 minutes off the bench (12/18) ... Made collegiate debut against

Career Highs

Points: 2, Miss. Valley St. (12/13/09)
 Field Goals:
 Field Goal Att.: 3 vs. Tennessee State (12/30/10)
 3-Pt. FGs:
 3-Pt. FG Att.:
 Free Throws: 2, Miss. Valley St. (12/13/09)
 Free Throw Att: 3, Winthrop (11/13/09)
 Rebounds: 4 vs. Tennessee State (12/30/10)
 Assists: 1, Winthrop (11/13/09)
 Steals: 1, 4x; last vs. Jack. State (1/2/11)
 Blocks: 2, 2x; last vs. Kennesaw State (11/17/10)
 Turnovers: 3 vs. Georgia State (11/12/10)
 Minutes: 8, Winthrop (11/13/09)

Overall

Year	GP	GS	Min	Avg	Total			3 Point			FT	FTA	Pct	Rebounds				PF	FO	Ast	TO	Blk	Stl	Pts	Avg
					FG	FGA	Pct	FG	FGA	Pct				Off	Def	Tot	Avg								
2009-10	19	1	143	7.5	16	52	.308	5	28	.179	0	1	.000	4	18	22	1.2	14	0	5	16	3	9	37	1.9
2010-11	14	0	51	3.6	5	11	.455	0	5	.000	4	6	.667	4	5	9	0.6	6	0	2	7	1	4	14	1.0
TOTAL	33	1	194	5.9	21	63	.333	5	33	.152	4	7	.571	8	23	31	0.9	20	0	7	23	4	13	51	1.5

ACC

Year	GP	GS	Min	Avg	Total			3 Point			FT	FTA	Pct	Rebounds				PF	FO	Ast	TO	Blk	Stl	Pts	Avg
					FG	FGA	Pct	FG	FGA	Pct				Off	Def	Tot	Avg								
2009-10	6	0	17	2.8	1	6	.167	0	3	.000	0	1	.000	0	3	3	0.5	0	0	0	2	1	1	2	0.3
2010-11	2	0	9	4.5	1	2	.500	0	1	.000	0	0	.000	0	1	1	0.5	2	0	0	3	1	0	2	1.0
TOTAL	8	0	26	3.3	2	8	.250	0	4	.000	0	1	.000	0	4	4	0.5	2	0	0	5	2	1	4	0.5

NCAA

Year	GP	GS	Min	Avg	Total			3 Point			FT	FTA	Pct	Rebounds				PF	FO	Ast	TO	Blk	Stl	Pts	Avg
					FG	FGA	Pct	FG	FGA	Pct				Off	Def	Tot	Avg								
2009-10	1	1	20	20.0	1	4	.250	1	3	.333	0	0	.000	0	0	0	0.0	4	0	1	0	0	3	3	3.0
2010-11	1	0	0	0.0	0	0	.000	0	0	.000	0	0	.000	0	0	0	0.0	0	0	0	0	0	0	0	0.0
TOTAL	2	1	20	10.0	1	4	.250	1	3	.333	0	0	.000	0	0	0	0.0	4	0	1	0	0	3	3	1.5





Danielle Hamilton-Carter
Junior
6'4" Forward
Stockholm, Sweden
Fryshusets Gymnasium

Prep: Attended Fryshusets Gymnasium in Stockholm, Sweden ... Brings over five years of international playing experience to Tech ... Started all eight games at the 2009 European Championships ... Finished second on the team with 10.3 points and 5.1 rebounds and shot an impressive 50 percent from the field at the championships ... Averaged 9.3 points and 6.7 rebounds as a starter for the Swedish team at the 2008 U18 European Championships in Slovakia ... Named MVP at the Swedish U20 Championships in 2008 ... In 2007, helped team reach finals of U19 World Championships before losing to the U.S. ... High school teammates with freshman Sandra Ngoie-Hasahya.

General: Very skilled post player who can face up and play with back to basket ... International experience will help with transition to ACC ... Has a big upside ... Very tall and athletic ... Nickname is Dani.

2010-11: Missed first 10 games of the season while sitting out for NCAA suspension due to international rules... Played in 19 games and started two... Averaged 1.2 points per game and 1.3 rebounds per game... Added 0.6 steals per outing... Made a lot of plays that didn't show up on the stat sheet against Wake Forest... Deflected a number of in-bound passes that resulted in WFU turnovers and grabbed three boards... Grabbed a career-best three steals against Jacksonville State...

Started second career game against Tennessee State and finished with five rebounds, two points, two assists and two steals... Made her first career start against Mercer... Started second half at Washington... Finished with six points and two rebounds in season-high 24 minutes against Huskies... Grabbed five boards and added three points against Portland State... Made her collegiate debut against Georgia Dec. 5.

2009-10: Ruled ineligible for the season due to international rules.

Personal: Born Danielle Evelyn Hamilton-Carter on Jan. 23, 1990, in Stockholm, Sweden ... The daughter of Glenn Carter and Irene Hamilton ... Has four younger siblings, Nicole, Isaac, Darius and Mya ... Uncle Jerome Carter was a famous high jumper ... Chose Georgia Tech because of the basketball program, the chance to play in the ACC and the academics ... Majoring in History, Technology and Society.

Career Highs

Points:.....6 at Washington (12/23/10)
 Field Goals: 2, 2x; last vs. Virginia Tech (3/3/11)
 Field Goal Att.: 6 vs. Tennessee State (12/30/10)
 3-Pt. FGs:
 3-Pt. FG Att.:
 Free Throws:3 at Portland St (12/21/10)
 Free Throw Att:4 at Portland St (12/21/10)
 Rebounds: 5, 2x; last vs. Tenn. State (12/30/10)
 Assists: 2 vs. Tennessee State (12/30/10)
 Steals: 3 vs. Jacksonville State (1/1/11)
 Blocks:1, 2x; last vs. Clemson (2/17/11)
 Turnovers:3 at Portland St (12/21/10)
 Minutes:24 at Washington (12/23/10)

Overall

Year	GP	GS	Min	Avg	Total			3 Point			FT	FTA	Pct	Rebounds				PF	FO	Ast	TO	Blk	Stl	Pts	Avg
					FG	FGA	Pct	FG	FGA	Pct				Off	Def	Tot	Avg								
2010-11	19	2	177	9.3	7	25	.280	0	0	.000	9	16	.563	13	11	24	1.3	26	0	5	15	2	11	23	1.2

ACC

Year	GP	GS	Min	Avg	Total			3 Point			FT	FTA	Pct	Rebounds				PF	FO	Ast	TO	Blk	Stl	Pts	Avg
					FG	FGA	Pct	FG	FGA	Pct				Off	Def	Tot	Avg								
2010-11	9	0	53	5.9	1	6	.167	0	0	.000	3	7	.429	2	4	6	0.7	9	0	1	4	2	2	5	0.6

NCAA

Year	GP	GS	Min	Avg	Total			3 Point			FT	FTA	Pct	Rebounds				PF	FO	Ast	TO	Blk	Stl	Pts	Avg
					FG	FGA	Pct	FG	FGA	Pct				Off	Def	Tot	Avg								
2010-11	1	0	4	4.0	0	0	.000	0	0	.000	0	0	.000	0	0	0	0.0	0	0	0	0	0	0	0	0.0





Sharena Taylor

Junior

5'9" Guard

Pontiac, Michigan

Detroit Country Day

General: Gives Tech another true point guard on the roster...An exciting playmaker... Excellent floor general... Strong player with good size for her position... Has two career double digit scoring games.

2010-11: Played in 20 games as a sophomore... Averaged 1.0 points per game and 0.7 rebounds per game... Added 0.7 steals per game and 0.5 assists an outing... Tallied two points, three rebounds, two assists & two steals in 13 minutes against Virginia Tech in ACC Tournament... Tied season-high with two steals against Tennessee State... Finished with three points in 11 minutes against Mercer... Logged 19 quality minutes against Kennesaw State and converted 3-of-5 field goals and grabbed three boards... Tallied two points in 10 minutes at Old Dominion.

2009-10: Played in all 33 games and started 12 of the last 13 games for the Jackets ... Registered 3.2 points, 1.7 rebounds and 1.5 assists a contest ... Led team to road win at Miami with 12 points, six assists and three rebounds in 36 minutes (2/21) ... Scored four points in 27 minutes vs. Duke (2/19) ... Recorded three points and seven assists in win over Savannah State (1/21) ... Finished with 12 points and seven assists in win over

Mississippi Valley State (12/13) ... Named ACC Rookie of the Week on Dec. 14 after solid game against Miss. Valley St. ... Played solid game vs. Long Island with seven points and four assists (11/28) ... Scored seven points and grabbed seven rebounds in collegiate debut against Winthrop (11/13).

Prep: Four-year letterwinner at Detroit Country Day under head coach Frank Orlando ... Ranked No. 52 nationally and the No. 7 point guard in the 2009 recruiting girls by ESPN HoopGurlz ... Ranked No. 34 by Rivals.com, 35th in the nation by Collegiate Girls Basketball Report, and No. 41 by All-Star Girls Report ... Member of the 2008 and 2009 Class B State Champions ... 2009 Detroit News All-Metro North ... 2009 Detroit Free Press All-State ... Named one of the top players for the greater Detroit area by Rise Magazine ... Lettered two seasons in track and field ... Community Service Club.

Personal: Born Sharena Renee Taylor on Feb. 9, 1991, in Pontiac, Mich. ... Daughter of Robert Burch Jr., and Dametria Taylor ... Has three younger siblings ... Chose Georgia Tech for the academic and athletic programs and the location ... Majoring in Science, Technology and Culture.

Career Highs

Points: 12, 2x; last at Miami (2/21/10)
Field Goals: 5, 2x; last at Miami (2/21/10)
Field Goal Att.: 12, at Miami (2/21/10)
3-Pt. FGs: 1, 2x; last at Georgia (12/6/09)
3-Pt. FG Att.: 2, 2x; last at LIU (11/28/09)
Free Throws: 4, Florida Gulf Coast (11/21/09)
Free Throw Att.: 6, Florida Gulf Coast (11/21/09)
Rebounds: 7, Winthrop (11/13/09)
Assists: 7, 2x; last vs. Savannah State (1/21/10)
Steals: 4, at Miami (2/21/10)
Blocks: 1, 2x; last vs. Miami (1/27/10)
Turnovers: 6, Miami (1/27/10)
Minutes: 36, at Miami (2/21/10)

Overall

Year	GP	GS	Min	Avg	Total			3 Point			FT	FTA	Pct	Rebounds				PF	FO	Ast	TO	Blk	Stl	Pts	Avg
					FG	FGA	Pct	FG	FGA	Pct				Off	Def	Tot	Avg								
2009-10	33	12	553	16.8	40	133	.301	2	17	.118	23	38	.605	22	35	57	1.7	45	0	49	55	2	24	105	3.2
2010-11	20	0	140	7.0	6	23	.261	0	2	.000	7	10	.700	4	10	14	0.7	11	0	10	16	0	14	19	1.0
TOTAL	53	12	693	13.1	46	156	.295	2	19	.105	30	48	.625	26	45	71	1.3	56	0	59	71	2	38	124	2.3

ACC

Year	GP	GS	Min	Avg	Total			3 Point			FT	FTA	Pct	Rebounds				PF	FO	Ast	TO	Blk	Stl	Pts	Avg
					FG	FGA	Pct	FG	FGA	Pct				Off	Def	Tot	Avg								
2009-10	14	10	208	14.9	12	45	.267	0	6	.000	10	15	.667	7	10	17	1.2	19	0	17	29	2	7	34	2.4
2010-11	3	0	9	3.0	0	3	.000	0	0	.000	0	0	.000	0	2	2	0.7	0	0	0	3	0	0	0	0.0
TOTAL	17	10	217	12.8	12	48	.250	0	6	.000	10	15	.667	7	12	19	1.1	19	0	17	32	2	7	34	2.0

NCAA

Year	GP	GS	Min	Avg	Total			3 Point			FT	FTA	Pct	Rebounds				PF	FO	Ast	TO	Blk	Stl	Pts	Avg
					FG	FGA	Pct	FG	FGA	Pct				Off	Def	Tot	Avg								
2009-10	1	0	1	1.0	0	0	.000	0	0	.000	0	0	.000	0	0	0	0.0	1	0	0	0	0	0	0	0.0
2010-11	1	0	0	0.0	0	0	.000	0	0	.000	0	0	.000	0	0	0	0.0	0	0	0	0	0	0	0	0.0
TOTAL	2	0	1	0.5	0	0	.000	0	0	.000	0	0	.000	0	0	0	0.0	1	0	0	0	0	0	0	0.0





Frida Fogdemark
Sophomore
6'2" Guard/Forward
Södertälje, Sweden
Igelstavikens Gymnasium

General: Tall and long perimeter player that can shoot the three ... Comes to Georgia Tech with over five years of experience on the Swedish National Team ... Teammate of Danielle Hamilton-Carter in Sweden.

2010-11: Played in 29 games during freshman year... Averaged 1.6 points per game and 0.8 rebounds per game... Tied for team-high with six points at Duke with a pair of threes... Made a three midway through first half at Wake Forest to extend Tech lead to 10 points... Played only a minute against UNC, but knocked down a big three-pointer midway through second to put Tech back up four... Had four points in four minutes against

Jacksonville State... Hit clutch three with two seconds left in first half against Jacksonville State that put GT back up double digits going into the half... Made two threes against Tennessee State, including one that was beyond NBA range... Was 2-of-2 from the field in five minutes against Mercer... Played arguably her best game against Georgetown... Was 2-of-3 from the field, 1-of-2 from threes and finished with eight points, to go with four rebounds against the Hoyas... Made first three of her career and scored her first points as a Yellow Jacket against Kennesaw State... Finished 1-of-2 from three-point range and tallied five points in five minutes against KSU...

Prep: Played three seasons under head coach Benny Johansson at Igelstavikens Gymnasium in Södertälje, Sweden ... Has over five years of experience playing for Sweden's national teams ... MVP of 2008 U18 Swedish Championships ... Named to the Swedish All-Star team in 2006, '07, '08 and '09 ... Helped team finish third at the 2009 U18 European Championships.

Personal: Born Frida Karolina Fogdemark on May 12, 1991, in Södertälje, Sweden ... Daughter of Lars and Louise Fogdemark ... Has an older brother, Erik ... Chose Georgia Tech for reputation, team and coaches ... Majoring in History, Technology and Society.

Career Highs

Points:.....6, 2x; last at Duke (1/21/11)
 Field Goals:2, 4x; last at Duke (1/21/11)
 Field Goal Att.: 6 at Duke (1/21/11)
 3-Pt. FGs:2, 2x; last at Duke (1/21/11)
 3-Pt. FG Att.: 4, 5x; last vs. Virginia Tech (3/3/11)
 Free Throws:3 vs. Georgetown (11/25/10)
 Free Throw Att:4, 2x; last vs. Jack. State (1/2/11)
 Rebounds:4 vs. Georgetown (11/25/10)
 Assists: 1, 5x; last vs. Virginia Tech (3/3/11)
 Steals: 1, 3x; last vs. Missouri (11/27/10)
 Blocks: 1, 2x; last vs. Jack. State (1/2/11)
 Turnovers: 2 at Duke (1/21/11)
 Minutes:17 vs. Georgetown (11/27/10)

Overall

Year	GP	GS	Min	Avg	Total			3 Point			FT	FTA	Pct	Rebounds				PF	FO	Ast	TO	Blk	Stl	Pts	Avg
					FG	FGA	Pct	FG	FGA	Pct				Off	Def	Tot	Avg								
2010-11	29	0	150	5.2	14	53	.264	11	42	.262	6	10	.600	6	18	24	0.8	17	1	5	13	2	3	45	1.6

ACC

Year	GP	GS	Min	Avg	Total			3 Point			FT	FTA	Pct	Rebounds				PF	FO	Ast	TO	Blk	Stl	Pts	Avg
					FG	FGA	Pct	FG	FGA	Pct				Off	Def	Tot	Avg								
2010-11	14	0	50	3.6	4	20	.200	4	16	.250	0	0	.000	5	5	10	0.7	3	0	0	7	0	0	12	0.9

NCAA

		Total						3 Point						Rebounds											
Year	GP	GS	Min	Avg	FG	FGA	Pct	FG	FGA	Pct	FT	FTA	Pct	Off	Def	Tot	Avg	PF	FO	Ast	TO	Blk	Stl	Pts	Avg
2010-11	DNP																								





Tyaunna Marshall
Sophomore
5'9" Guard
Upper Marlboro, Maryland
Elizabeth Seton

General: Very athletic wing with size, speed and quickness ... Fits perfectly in Yellow Jackets offensive and defensive systems ... Can attack the lane to score ... Has 26 career double figure scoring games, including six with at least 20 points... Has one career double digit rebounding game.

2010-11: Played in all 35 games, starting the first 30... Was second on team with 13.6 points per game... Added 4.2 rebounds an outing, 1.9 assists per game and 1.7 steals per game... Converted over 47 percent of field goal attempts... Was second among freshmen in ACC in scoring and field goal percentage... Named to ACC All-Tournament Second Team... Earned Third Team All-ACC honors and ACC All-Freshman selection...Led Tech in scoring in 16 games, in rebounding in three games, in assists in three games and in steals in six games... Finished season with third most points by a freshman at Tech with 475 points... Five time ACC Rookie of the Week (11/15, 11/22, 12/6, 1/3 & 1/10)... Began her career with a bang against Georgia State... Scored a game-high 18 points on 8-of-15 shooting, grabbed four rebounds, and added two assists and two steals against Georgia State... Her 18 points against the Panthers are the most by a freshman in her first game at Tech in the Joseph era... Carried Tech at Virginia Tech with 22 points on 8-of-10 shooting in only 20 minutes... Scored

15 of her game-high 17 points in the second half to lead Tech past Wake Forest... Made a running floater in the lane to put Jackets up 39-38 over Demon Deacons... Scored game-high 24 points against North Carolina to go with seven rebounds, three assists and a steal... Made her second-career three, from NBA range, as shot clock hit two with 1:03 to play to pull Tech within four... Tied her career-high with 25 points on 11-of-16 shooting against Jacksonville State... Was 8-of-10 from the field to finish with 16 points in 18 minutes against Tennessee State... Was lights out against Mercer... Finished with career-best and game-high 25 points on 12-of-16 shooting in only 19 minutes against Mercer... Scored a game-high 20 points against Georgia... Finished 10-of-20 from the field and scored 23 points against No. 1 UConn... Scored 16 points and added eight boards at Old Dominion.

Prep: Four-year letterwinner in girls' basketball under head coach Jasmina Perazic at Elizabeth Seton in Bladensburg, Md. ... Scored over 1,500 points in her four-year career and averaged 18.8 points and 11 rebounds as a senior ... Led 2010 team to victories in Washington Catholic Athletic Conference (WCAC) tournament and City Title game ... 2010 Honorable Mention WBCA High School All-American ... 2010 McDonald's All-American Game nominee ... 2010 WCAC Player of the Year ... Two-time First Team All-WCAC ... Two-time Washington Post All-Metro First Team member ... 2010 Gazette-Star All-County Player of the Year ... Ranked 65th best prospect by All-Star Girls Report and ranked 58th by JumpOffPlus.com ... Listed No. 81 on ESPN HoopGurlz rankings ... 2010 Girls Capital Classic High School All-Star game MVP.

Personal: Born Tyaunna Marshall on Dec. 22, 1992, ... Daughter of Thomas and Kimberly Marshall ... Has two older siblings (Michelle Sturgis and Tyrelle Henderson) and one younger (Taylor) ... Chose Georgia Tech for its academics, athletics and location ... Enjoys bowling and going to movies ... Majoring in Management.

Overall

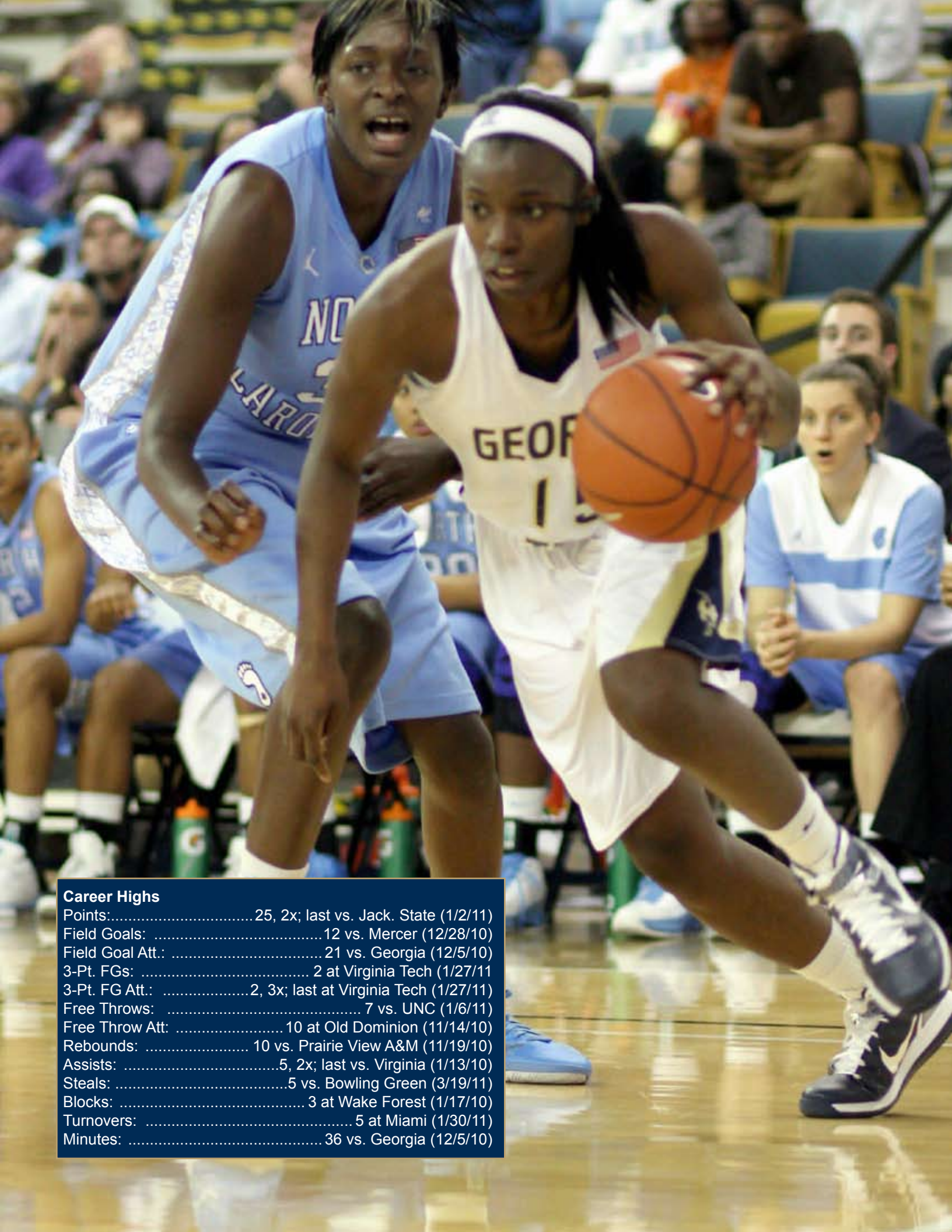
Year	GP	GS	Min	Avg	Total			3 Point			FT	FTA	Pct	Rebounds				PF	FO	Ast	TO	Blk	Stl	Pts	Avg
					FG	FGA	Pct	FG	FGA	Pct				Off	Def	Tot	Avg								
2010-11	35	30	929	26.5	201	422	.476	4	14	.286	69	119	.580	78	70	148	4.2	57	1	67	71	13	59	475	13.6

ACC

Year	GP	GS	Min	Avg	Total			3 Point			FT	FTA	Pct	Rebounds				PF	FO	Ast	TO	Blk	Stl	Pts	Avg
					FG	FGA	Pct	FG	FGA	Pct				Off	Def	Tot	Avg								
2010-11	14	14	402	28.7	73	172	.424	3	9	.333	31	52	.596	30	22	52	3.7	28	1	27	36	7	25	180	12.9

NCAA

Year	GP	GS	Min	Avg	Total			3 Point			FT	FTA	Pct	Rebounds				PF	FO	Ast	TO	Blk	Stl	Pts	Avg
					FG	FGA	Pct	FG	FGA	Pct				Off	Def	Tot	Avg								
2010-11	2	0	56	28.0	11	25	.440	0	1	.000	2	3	.667	6	0	6	3.0	5	0	3	3	0	7	24	12.0



Career Highs

Points:.....25, 2x; last vs. Jack. State (1/2/11)
Field Goals:12 vs. Mercer (12/28/10)
Field Goal Att.:21 vs. Georgia (12/5/10)
3-Pt. FGs:2 at Virginia Tech (1/27/11)
3-Pt. FG Att.:2, 3x; last at Virginia Tech (1/27/11)
Free Throws:7 vs. UNC (1/6/11)
Free Throw Att:10 at Old Dominion (11/14/10)
Rebounds:10 vs. Prairie View A&M (11/19/10)
Assists:5, 2x; last vs. Virginia (1/13/10)
Steals:5 vs. Bowling Green (3/19/11)
Blocks:3 at Wake Forest (1/17/10)
Turnovers:5 at Miami (1/30/11)
Minutes:36 vs. Georgia (12/5/10)



Dawnn Maye
Sophomore
5'8" Guard
Fort Lauderdale, Florida
Dillard High School

General: Highly-touted point guard gives the Yellow Jackets a lot of depth at the position ... Can take the ball to the basket and knock down the jumper ... Will fight for playing time as a freshman.

2010-11: Played in 27 games as a freshman... Averaged 1.7 points per game, 1.0 rebounds per game and 1.5 assists per game... Led Yellow Jackets in assists three times and in steals four times... Recorded at least three assists in six games and at least three steals in five games... Dished out six assists & grabbed six steals against Virginia Tech in ACC Tournament opener... Finished with eight points, including 4-of-6 effort at free throw line against Clemson... Added five steals, three assists and three rebounds against Lady Tigers... Grabbed four

steals against NC State... Had a game-high six assists in win over Jacksonville State... Scored career-best nine points and made first career three against Tennessee State... Finished with eight points, eight assists, four rebounds and three steals in 19 minutes off the bench against Mercer... Tallied five assists against Kennesaw State.

Prep: Lettered four seasons in women's basketball under coach Pinder at Dillard High School ... Led team to 2010 State Championship ... Averaged 12.5 points, 9.1 assists, and 5.6 rebounds per game as a senior ... 2010 Gatorade Player of the Year for Florida ... McDonald's All-American nominee ... Competed in Florida State All-Star Game and the Florida vs. Georgia All-Star Game ... Had jersey retired by Dillard ... Was high school teammates with Chelsea Regins ... Rated as the No. 32 prospect and No. 12 point guard in the nation by ESPN HoopGurlz.com ... Named the Florida Breakout Player by Scout.com ... Rated No. 39 in the nation by All-Star Girls Report and the 25th-ranked player by JumpOffPlus.com ... Honor Roll student.

Personal: Born Dawnn Sheree Maye on April 7, 1992, in Fort Lauderdale, Fla. ... Daughter of Leroy and Pamela Maye ... Has four siblings ... Cousin Cameron Long plays basketball at George Mason ... Wants to be a music producer ... Chose Georgia Tech because of family atmosphere, coach and the city of Atlanta ... Majoring in Management.

Career Highs

Points:..... 9 vs. Tennessee State (12/30/10)
 Field Goals: 4, 2x; last vs. Tennessee State (12/30/10)
 Field Goal Att.: 8 vs. Virginia Tech (3/3/11)
 3-Pt. FGs: 1 vs. Tennessee State (12/30/10)
 3-Pt. FG Att.: 2, 4x; last vs. Virginia Tech (3/3/11)
 Free Throws: 4 vs. Clemson (2/17/11)
 Free Throw Att.: 6 vs. Clemson (2/17/11)
 Rebounds: 4, 2x; last vs. Mercer (12/28/10)
 Assists: 8 vs. Mercer (12/28/10)
 Steals: 6 vs. Virginia Tech (3/3/11)
 Blocks: 1, 2x; last vs. Clemson (2/17/11)
 Turnovers: 6 vs. Clemson (2/17/11)
 Minutes: 25, 2x; last vs. Virginia Tech (3/3/11)

Overall

Year	GP	GS	Min	Avg	Total			3 Point			FT	FTA	Pct	Rebounds				PF	FO	Ast	TO	Blk	Stl	Pts	Avg
					FG	FGA	Pct	FG	FGA	Pct				Off	Def	Tot	Avg								
2010-11	27	0	232	8.6	19	67	.284	1	16	.063	8	16	.500	3	24	27	1.0	20	0	41	47	2	28	47	1.7

ACC

Year	GP	GS	Min	Avg	Total			3 Point			FT	FTA	Pct	Rebounds				PF	FO	Ast	TO	Blk	Stl	Pts	Avg
					FG	FGA	Pct	FG	FGA	Pct				Off	Def	Tot	Avg								
2010-11	11	0	76	6.9	6	27	.222	0	6	.000	5	8	.625	2	6	8	0.7	13	0	10	19	2	11	17	1.5

NCAA

Year	GP	GS	Min	Avg	Total			3 Point			FT	FTA	Pct	Rebounds				PF	FO	Ast	TO	Blk	Stl	Pts	Avg
					FG	FGA	Pct	FG	FGA	Pct				Off	Def	Tot	Avg								
2010-11	2	0	0	0.0	0	1	.000	0	0	.000	0	0	.000	0	0	0	0.0	0	0	0	0	0	0	0	0.0





Sarah Hartwell
Freshman
5'10" Guard
Tacoma, Washington
Bellarmine Prep

Prep: Four-year basketball letterwinner at Bellarmine Prep for coach Kevin Meines... Three-year team captain... As a senior, she averaged 15.8 ppg, 4.8 rpg and 3.6 apg while leading her team to a 22-7 record, including a perfect 14-0 conference mark... She scored at least 20 points nine times in her final prep campaign... In 2008, she was named The Narrows League Four A Freshman of the Year and earned league MVP honors in 2010 and 2011... She helped lead her team to The Narrows League titles in 2009, 2010 and 2011... Hartwell was all-state second team as a junior and first team as a senior... She earned the 2011 Narrows League Academic Award... A multisport star, she helped her team to state track and field titles in 2008 and 2009 as a member of the 4x100 meter relay team that captured the state crown in 2008, and titles in the 4x100 and 4x400 in 2009... Was rated a four-star prospect by ESPN HoopGurlz and the 29th best guard in the class of 2011.

Personal: Born Sarah Elizabeth Hartwell on Dec. 31, 1992... Parents are Thomas Hartwell and Bettye Hartwell... Has one brother, Thomas, who is a sprinter and jumper at the University of Mary in Bismark, N.D... Involved numerous community service projects... Majoring in Management.





Tjasa Gortnar
Freshman
6'2" Forward
Kranj, Slovenia
Λ Gimnazija v Celju

Prep: Was a three-time team captain at Gimnazija Kranj before playing her final year at Λ Gimnazija v Celju... Won the Slovenian national championship with Λ Gimnazija v Celju in 2010... Played on Slovenian national team in the 2011 FIBA U-19 World Championships in Chile... Helped Slovenia finish fourth in 2010 FIBA U-18 European Championship in the Slovak Republic... Was valedictorian and finished high school with special commendations...

Personal: Born Tjaša Gortnar on April 9, 1992, in Kranj, Slovenia... Parents are Jernej and Mojca Gortnar...





Sydney Wallace
Freshman
5'10" Guard
Johns Creek, Georgia
Northview High School

Prep: Four-year basketball letterwinner at Northview High School in Duluth, Ga... Graduated as the school's all-time leading scorer with 2,090 points... As a senior, she set the school's single-game scoring mark with 41 points... She led her team in assists and steals in her first three seasons... Named North Fulton Player of the Year by the Atlanta Journal-Constitution... Earned First Team All-State accolades in 2011... Was named team MVP three times.

Personal: Born Sydney Tamara-Nicole Wallace on Dec. 6, 1993... Parents are Mark and Gillian Wallace... Has a younger sister Logan... Is an undecided major in the Ivan Allen College.





2010-11 IN REVIEW

The 2010-11 edition of the Georgia Tech women's basketball team saw the Yellow Jackets continue their progression up the standings of the Atlantic Coast Conference and record a number of program firsts. The Jackets battled through the 16th toughest schedule in the country to finish the year with a school record 24 wins and tied the Tech mark for most ACC wins in a season with nine.

Along the way, head coach MaChelle Joseph's team won a single season school record 13 consecutive games from November 27 to January 21, including a 69-53 win over the No. 21/22 Georgia Lady Bulldogs at Alexander Memorial Coliseum, marking Tech's largest win in the series with its rival from Athens.

Georgia Tech opened the year with a 3-1 mark and then began arguably the toughest stretch of three games Joseph has ever coached.

The Yellow Jackets hosted No. 1 ranked Connecticut and its then-80 game winning streak on November 21 to a Georgia Tech women's basketball record crowd of 7,325 fans at Alexander Memorial Coliseum. The Huskies put together a 14-0 run midway through the first half which the Jackets weren't able to overcome.

Joseph was pleased with her team's ability to out-rebound UConn, a feat which would re-play itself many times over during the course of the season as Tech out-rebounded 29 of its 35 opponents for the season. Along with No. 1 Connecticut, Tech also out-rebounded No. 4 Tennessee, No. 8 Duke No. 8 North Carolina, No. 12 Georgetown, No. 12 Miami twice, No. 18 Ohio State and No. 19 Florida State.

A point of pride for Joseph's teams is its relentless rebounding

and stout defense. While the rebounding showed itself on a regular basis, the defense had one game which particularly stood out. On December 30, the Tennessee State Tigers came to the AMC and left on the wrong end of an 82-11 rout. In that game, the Jackets set an NCAA record for fewest points allowed in a half, three, and tied the NCAA record for fewest points allowed in a game, 11.

The contest with Tennessee State capped a three-game span in which Tech outscored its opponents (Washington, Mercer, Tennessee State) 243-82.

After a final non-conference outing to open the new calendar year, the Yellow Jackets jumped into ACC play by hosting No. 8 North Carolina, a team Georgia Tech historically had struggled against.

It looked as if the Tar Heels were about to pull away and grab the league win, but Joseph and her team had different ideas. With 1:06 remaining and Tech down 70-63, Joseph called a timeout. Coming out of the timeout, freshman Tyaunna Marshall made her second career three-pointer from well beyond the arc. The Tar Heels moved the ball down floor, but after the Jackets tipped the ball out of bounds, North Carolina wasn't able to get the ball back in and was whistled for a five second violation.

Senior Deja Foster connected on a layup in traffic to pull the Jackets within one possession with only 28 seconds left. The Memphis, Tenn., native then made an athletic play to back-peddle and tip the inbounds pass away from the Tar Heels. After corralling the ball, Foster dished it off to Metra Walthour who converted the open three-pointer to give Tech a 71-70 win.

After wins at Clemson and at home against Virginia, the Yellow Jackets headed to Winston-Salem riding a 12-game winning streak for a matchup with the Demon Deacons. Despite being held without a field goal for over 14 minutes, Tech found a way to earn a 54-46 win, extending its winning streak to 13 games and opening the ACC season 4-0 for the first time.

After suffering a difficult loss at Cameron Indoor Stadium to the third-ranked Duke Blue Devils, the Yellow Jackets returned home to with a convincing win over Boston College and at Virginia Tech.

For the second time during the season Georgia Tech faced a stretch of three consecutive games against ranked opponents.



A record crowd of 7,325 fans came to AMC to see Tech battle No. 1 UConn.

The first contest was a trip to No. 16 Miami, in which the Jackets lost a heartbreaking 84-74 decision in overtime to the Hurricanes. Junior Mo Bennett hit a running floater in the lane with 6.7 seconds remaining to force overtime, but four Yellow Jackets fouled out and Tech wasn't able to convert a field goal in the extra five minutes.

Returning home to the friendly confines of Alexander Memorial Coliseum should've been a welcome sight for Joseph and the Yellow Jackets, but not when No. 12 Maryland was coming to town. Senior Alex Montgomery posted another double-double with 13 points and a career-best 15 rebounds, but Maryland sunk a three-pointer at the buzzer to defeat the Jackets 56-53.

After a week off, the Jackets headed back on the road for a matchup with the No. 19-ranked Florida State Seminoles in Tallahassee. Georgia Tech again struggled to convert field goal attempts, shooting only 34 percent to FSU's 52 percent, and lost 73-60.

Tech returned to Atlanta to face a depleted NC State Wolfpack team in its annual WBCA Pink Zone contest, benefitting the Kay Yow Foundation and raising breast cancer awareness, in front of a national ESPN2 audience. The Jackets rebounded from a tough three game stretch and snapped a short losing streak on the strength of Montgomery's 26 points and 12 rebounds.

After cruising to a win over Clemson, the Yellow Jackets headed to Chapel Hill with a key showdown against the 13th-ranked Tar Heels.

The Jackets took control late of a contest which was similar to the early January meeting in many ways, and earned a



Ty Marshall earned ACC All-Tournament Second Team honors after helping lead Tech to the semifinals with a team-best 16.3 ppg.

65-57 win over North Carolina. The win registered a number of important milestones for Joseph and Georgia Tech. The victory gave Tech a sweep of UNC for only the third time, and first since 1990-91. It also marked the Jackets' first victory in Chapel Hill since 2002 and only the fifth all-time on the Tar Heels' home court.

The win at North Carolina was also Joseph's 150th career victory, and it tied the Jackets' school record for ACC wins in a season with nine.

A regular season finale loss to No.12 Miami slotted the Jackets into the fifth seed heading into the ACC Tournament. Tech easily dispatched 12th-seeded Virginia Tech in the opener before a re-match with Maryland in the quarterfinals. The Jackets and Terrapins only contest of the regular season was a dramatic one, won by the Terps at the buzzer and fittingly, the two tied for fourth with 9-5 league marks.



The Yellow Jackets celebrate after avenging a regular season loss to Maryland in the ACC Tournament quarterfinals.

Junior center Sasha Goodlett tied her season high with 18 points and added nine rebounds as Georgia Tech avenged the earlier loss and moved into the ACC semifinals for the fifth time, and marking the first time Tech had played in consecutive ACC tournament semifinals.

In the semis against No. 8 Duke, Georgia Tech wasn't able to overcome its own slow start and a blistering hot start by the Blue Devils, who shot 68 percent in the opening 20 minutes. Walthour dropped in five 3-pointers and Montgomery added 12 points and 11 rebounds, but it wasn't enough as the Jackets fell 74-66.

Montgomery was named to an All-ACC team for the third time in her four years, picking up second team

distinction and was also selected to the ACC All-Defensive team after leading the conference in defensive rebounds during the regular season.

Marshall, who tallied five ACC Rookie of the Week selections during the year, earned ACC All-Freshman Team selection and was named Third Team All-ACC following a stellar rookie campaign.

Marshall earned second team ACC All-Tournament Team accolades after shooting 55 percent from the field and leading the Jackets with 16.3 points per game during the three contests in Greensboro.

Despite the loss to Duke, Tech almost assuredly had itself a spot in the 2011 NCAA Women's Basketball Tournament with a 23-10 record. On Selection Monday, the Jackets received a five seed to the Big Dance, the highest the program had ever been slotted in the field of 64 and drew Bowling Green in a first round contest to be played at St. John Arena on the Ohio State campus in Columbus, Ohio.

The Yellow Jackets claimed their third NCAA Tournament victory, 69-58, with another strong performance by Goodlett, 19 points, and Montgomery, 14 points and 11 rebounds. While not technically a home game for Ohio State, Tech would be playing the Buckeyes on its campus for a shot at the Jackets' first Sweet 16 appearance.

Georgia Tech held a slim 30-29 lead at the half despite taking 12 more shots after Marshall hit a jumper at the top of the lane with just two seconds left in the half. As it had plagued the Jackets throughout the season, Tech mustered just a 14-of-40 shooting performance in the second half, taking 18 more shots than the Buckeyes, and fell 67-60.

The loss concluded the distinguished careers of Alex Montgomery and Deja Foster, who left their mark on the Yellow Jacket program. The duo set school records with 91 career wins and a winning percentage of .689.

During their time on The Flats, Montgomery and Foster helped the Jackets defeat seven ranked opponents, nearly a quarter of the 32 all-time Georgia Tech wins over ranked foes.

Montgomery finished her career as the only player to rank in the Georgia Tech top 10 in career points, rebounds, steals, three pointers made and games played, and also ranked in the ACC top 10 for career three-pointers made.

A slew of honors continued to roll in for the Yellow Jackets following the season. Foster earned the prestigious Charles T. Stoner Law Scholarship from the Women's Basketball Coaches Association and Tech's Associate Athletics Director and Senior Woman Administrator, Theresa Wenzel, was named the Administrator of the Year by the WBCA.

In addition to their ACC honors, Montgomery and Marshall added some national recognition to their resumes. Marshall was named Third Team Freshman All-America by Full Court Press, while Montgomery earned State Farm/WBCA Coaches' All-America Honorable Mention and was named the Atlanta Tipoff Club's State of Georgia Women's College Player of the Year.

A fitting conclusion to a season full of firsts for Georgia Tech women's basketball came on April 11, 2011, when Montgomery was selected with the 10th overall pick in the 2011 WNBA Draft. She not only became the first Yellow Jacket drafted in the first round, by far the highest a Tech player had been picked, but was also the first ACC player to be drafted in 2011.



Seniors Deja Foster and Alex Montgomery left Georgia Tech as the Institute's all-time winningest class.



Yellow Jackets By The Numbers

Games leading GT in...

Scoring:

Marshall	16
Montgomery	10
Walthour	4
Goodlett	6
Regins	2
Fogdemark	1

Rebounding:

Montgomery	23
Goodlett	9
Foster	5
Marshall	3
Walthour	1

Assists:

Walthour	19
Foster	6
Montgomery	6
Marshall	3
Maye	3
Goodlett	1

Games in Double Figure

Scoring:

Montgomery	29
Marshall	26
Goodlett	17
Walthour	13
Foster	4
Regins	4
Bennett	3
Adams	1

Games with 20+ points:

Marshall	6
Montgomery	5
Walthour	1

Games with 5+ assists:

Walthour	11
Maye	4
Montgomery	4
Foster	2
Marshall	2

Games with 3+ steals:

Walthour	16
Montgomery	11
Marshall	7
Foster	5
Maye	5
Bennett	4
Blain	1
Hamilton-Carter	1

2010-11 Overall Record: 24-11, ACC: 9-5

Home: 14-3; Away: 6-4; Neutral: 4-4

DATE	OPPONENT	SCORE	ATTEND	HIGH POINTS	HIGH REBOUNDS
11/12/10	GEORGIA ST	W, 66-56	1930	(18)Marshall	(9)Montgomery
11/14/10	at Old Dominion	L, 63-65	3142	(18)Montgomery	(11)Montgomery
11/17/10	KENNESAW STATE	W, 79-60	1083	(15)Regins	(11)Montgomery
11/19/10	PRAIRIE VIEW A&M	W, 61-37	1127	(16)Goodlett	(10)Marshall
11/21/10	#1/1 CONNECTICUT	L, 51-71	7325	(23)Marshall	(9)Goodlett
11/25/10	# vs #12/12 Georgetown	L, 58-67	1038	(17)Marshall	(7)Marshall, Montgomery
11/26/10	# vs #4/4 Tennessee	L, 42-66	830	(9)Montgomery	(7)Walthour
11/27/10	# vs Missouri	W, 61-46	1135	(19)Walthour	(10)Montgomery, Goodlett
12/01/10	! NORTHWESTERN	W, 67-63	873	(28)Montgomery	(11)Montgomery
12/03/10	MIDDLE TENN. STATE	W, 68-48	902	(16)Montgomery	(10)Montgomery
12/05/10	#21/22 GEORGIA	W, 69-53	5015	(20)Marshall	(6)Goodlett
12/21/10	at Portland State	W, 69-53	834	(14)Montgomery	(9)Montgomery
12/23/10	at Washington	W, 60-27	1789	(20)Montgomery	(8)Montgomery
12/28/10	MERCER	W, 101-44	1950	(25)Marshall	(10)Foster
12/30/10	TENNESSEE STATE	W, 82-11	1785	(16)Marshall, Regins	(11)Montgomery
1/2/11	JACKSONVILLE STATE	W, 81-52	1413	(25)Marshall	(10)Montgomery
1/6/11	#8/8 NORTH CAROLINA	W, 71-70	1261	(24)Marshall	(9)Montgomery
1/9/11	at Clemson	W, 64-53	1024	(15)Goodlett	(8)Goodlett
1/13/11	VIRGINIA	W, 68-48	987	(16)Marshall	(9)Montgomery, Goodlett, Foster
1/17/11	at Wake Forest	W, 54-46	563	(17)Marshall	(10)Foster
1/21/11	at #3/3 Duke	L, 32-69	6744	(6)Goodlett, Marshall, Fogdemark	(8)Goodlett
1/23/11	BOSTON COLLEGE	W, 67-54	2242	(16)Walthour	(10)Montgomery
01/27/11	at Virginia Tech	W, 78-57	2915	(22)Marshall	(8)Montgomery
1/30/11	at #16/22 Miami	L, 74-84 (OT)	1227	(19)Montgomery	(7)Goodlett
2/3/11	#12/10 MARYLAND	L, 53-56	2552	(14)Marshall	(15)Montgomery
02/11/11	at #19/15 Florida State	L, 60-73	3149	(18)Marshall	(9)Goodlett, Montgomery
2/13/11	NC STATE	W, 74-65	2662	(26)Montgomery	(12)Montgomery
2/17/11	CLEMSON	W, 72-46	1266	(12)Goodlett	(9)Foster
02/24/11	at #13/16 North Carolina	W, 64-57	2740	(22)Montgomery	(8)Montgomery
2/27/11	#12/14 MIAMI	L, 59-70	1638	(15)Marshall	(13)Goodlett
03/03/11	^ vs Virginia Tech	W, 81-58	9570	(14)Marshall, Montgomery	(7)Montgomery
03/04/11	^ vs #13/15 Maryland	W, 70-64	10089	(18)Goodlett	(10)Foster
03/05/11	^ vs #8/7 Duke	L, 66-74	9287	(20)Walthour	(11)Montgomery
3/19/11	\$ vs Bowling Green	W, 69-58	5685	(19)Goodlett	(11)Montgomery
3/21/11	\$ vs #18/24 Ohio State	L, 60-67	3881	(15)Walthour	(9)Montgomery

* = Conference game; # = Paradise Jam, St. Thomas, U.S. Virgin Islands; ! = ACC/Big Ten Challenge;

^ = ACC Tournament; \$ = NCAA Tournament

Georgia Tech's 2010-11 Record

Overall	W	L	PCT	ACC	W	L	PCT
All Games	24	11	.686	All Games	9	5	.643
Home	14	3	.824	Home	5	2	.714
Away	6	4	.600	Away	4	3	.571
Neutral	4	4	.500	Neutral	0	0	.000

Last five games

3-2

Last ten games:

6-4

Largest margin of victory:

Largest margin of defeat:

Margins of Victory/Defeat

	1	2	3	4	6	7	8	9	10	11-19	20-29	30-39	50+
Won By	1	--	--	1	1	1	1	1	1	7	7	1	2
Lost By	--	1	1	--	--	1	1	1	1	2	2	1	--

Score By Halves:

	1st (Avg.)	2nd (Avg.)	OT (Avg.)	Total (Avg.)
Georgia Tech	1092 (31.2)	1218 (34.8)	4 (4.0)	2314 (66.1)
Opponents	942 (26.9)	1032 (29.5)	14 (14.0)	1988 (56.8)

Attendance Summary

	Games	Totals	Average Per Game
Home	17	36,011	2,118
Away	10	24,130	2,413
Neutral	8	41,512	5,189
Total	35	101,653	2,904

Record By Month

Month	W-L	(ACC W-L)
November	4-4	0-0
December	7-0	0-0
January	7-2	6-2
February	3-3	3-3
March	3-2	0-0

Record By Day Of Week

Month	W-L	(ACC W-L)
Sunday	5-4	3-2
Monday	1-1	1-0
Tuesday	2-0	0-0
Wednesday	2-0	0-0
Thursday	8-2	5-1
Friday	4-3	0-2
Saturday	2-1	0-0

Record When...	W-L
Leading at halftime	20-3
Trailing at halftime	4-8
Tied at halftime	0-0
In overtime games	0-1



		TOTAL		3-PTRS		REBS								
Date	Opponent	FG-A	Pct	3FG-A	Pct	FT-A	Pct	Tot	PF	A	TO	Blk	Stl	Pts
N12	Georgia State	25-55	.455	5-14	.357	1-3	.333	37	12	11	30	7	12	56
	Georgia Tech	28-63	.444	3-12	.250	7-14	.500	34	11	17	21	1	15	66
N14	at Old Dominion	22-56	.393	6-19	.316	15-20	.750	34	22	15	20	0	8	65
	Georgia Tech	24-48	.500	3-12	.250	12-26	.462	36	21	12	23	1	11	63
N17	Kennesaw State	20-61	.328	4-22	.182	16-22	.727	35	24	10	21	3	9	60
	Georgia Tech	27-55	.491	2-9	.222	23-32	.719	41	21	21	19	4	9	79
N19	Prairie View A&M	12-42	.286	3-9	.333	10-15	.667	30	19	7	22	8	9	37
	Georgia Tech	21-60	.350	3-10	.300	16-26	.615	51	18	18	17	6	12	61
N21	#1/1 Connecticut	31-67	.463	3-23	.130	6-10	.600	38	17	23	19	5	14	71
	Georgia Tech	19-55	.345	1-10	.100	12-22	.545	40	16	7	24	0	9	51
N25	vs #12/12 Georgetown	21-49	.429	9-21	.429	16-23	.696	30	15	12	20	4	6	67
	Georgia Tech	20-54	.370	6-17	.353	12-18	.667	35	24	8	22	1	6	58
N26	vs #4/4 Tennessee	22-52	.423	5-17	.294	17-23	.739	36	12	12	14	6	10	66
	Georgia Tech	17-51	.333	4-16	.250	4-10	.400	37	20	8	24	0	7	42
N27	vs Missouri	17-47	.362	4-17	.235	8-11	.727	29	21	8	22	2	4	46
	Georgia Tech	18-55	.327	7-14	.500	18-26	.692	43	13	9	18	1	6	61
D1	Northwestern	24-51	.471	9-20	.450	6-7	.857	21	12	21	18	4	5	63
	Georgia Tech	26-57	.456	5-10	.500	10-15	.667	37	13	15	18	0	12	67
D3	Middle Tennessee State	19-52	.365	6-20	.300	4-7	.571	23	15	13	20	4	8	48
	Georgia Tech	25-52	.481	3-9	.333	15-20	.750	41	12	17	22	3	10	68
D5	#21/22 Georgia	22-67	.328	2-11	.182	7-15	.467	50	14	11	16	4	5	53
	Georgia Tech	27-56	.482	6-12	.500	9-15	.600	29	14	18	11	7	9	69
D21	at Portland State	18-57	.316	4-19	.211	13-23	.565	29	16	9	19	1	10	53
	Georgia Tech	25-49	.510	4-10	.400	15-21	.714	44	22	15	25	2	15	69
D23	at Washington	10-40	.250	1-9	.111	6-13	.462	25	14	4	22	6	5	27
	Georgia Tech	22-49	.449	5-8	.625	11-16	.688	35	18	10	14	2	10	60
D28	Mercer	17-59	.288	5-18	.278	5-10	.500	22	12	9	25	4	8	44
	Georgia Tech	44-71	.620	5-12	.417	8-11	.727	50	16	28	19	1	20	101
D30	Tennessee State	3-50	.060	0-13	.000	5-10	.500	35	14	0	35	2	5	11
	Georgia Tech	33-75	.440	5-17	.294	11-19	.579	59	14	22	15	7	23	82
J2	Jacksonville State	20-53	.377	5-20	.250	7-13	.538	28	17	14	27	2	9	52
	Georgia Tech	31-61	.508	5-16	.313	14-19	.737	41	13	20	19	5	19	81
J6	#8/8 North Carolina	29-64	.453	4-15	.267	8-11	.727	29	17	15	18	4	13	70
	Georgia Tech	22-52	.423	6-14	.429	21-28	.750	39	13	13	23	1	10	71
J9	at Clemson	21-50	.420	8-17	.471	3-7	.429	35	14	13	21	4	2	53
	Georgia Tech	25-57	.439	5-14	.357	9-19	.474	37	14	14	12	3	14	64
J13	Virginia	20-48	.417	0-7	.000	8-14	.571	25	14	14	22	2	7	48
	Georgia Tech	28-66	.424	1-6	.167	11-11	1.000	39	16	19	15	3	10	68
J17	at Wake Forest	18-49	.367	4-17	.235	6-10	.600	36	15	12	21	5	6	46
	Georgia Tech	20-50	.400	4-16	.250	10-17	.588	32	15	12	17	5	7	54
J21	at #3/3 Duke	22-61	.361	4-15	.267	21-28	.750	45	13	12	17	3	19	69
	Georgia Tech	12-42	.286	2-11	.182	6-14	.429	32	19	6	32	4	4	32
J23	Boston College	21-44	.477	6-16	.375	6-11	.545	29	12	19	24	2	3	54
	Georgia Tech	27-63	.429	5-11	.455	8-12	.667	34	13	15	11	0	15	67
J27	at Virginia Tech	19-64	.297	2-8	.250	17-25	.680	38	19	11	13	6	8	57
	Georgia Tech	29-58	.500	3-12	.250	17-26	.654	45	22	14	20	6	4	78
J30	at #16/22 Miami	26-54	.481	6-14	.429	26-36	.722	27	21	11	25	7	17	84
	Georgia Tech	26-57	.456	3-10	.300	19-27	.704	38	28	17	31	2	14	74
F3	#12/10 Maryland	20-50	.400	2-7	.286	14-21	.667	36	16	12	26	5	15	56
	Georgia Tech	20-53	.377	6-19	.316	7-12	.583	33	16	14	25	3	11	53
F11	at #19/15 Florida State	25-48	.521	8-15	.533	15-22	.682	35	11	15	20	4	5	73
	Georgia Tech	24-70	.343	4-17	.235	8-10	.800	38	18	13	15	2	8	60
F13	NC State	25-68	.368	5-17	.294	10-16	.625	43	19	17	22	7	8	65
	Georgia Tech	28-82	.341	5-18	.278	13-20	.650	55	18	16	19	5	17	74
F17	Clemson	17-51	.333	6-18	.333	6-8	.750	31	16	12	26	7	9	46
	Georgia Tech	28-64	.438	5-15	.333	11-18	.611	39	12	19	17	7	16	72
F24	at #13/16 North Carolina	22-50	.440	2-10	.200	11-18	.611	39	16	11	22	5	5	57
	Georgia Tech	23-66	.348	6-19	.316	12-15	.800	38	22	14	13	1	13	64
F27	#12/14 Miami	26-56	.464	7-15	.467	11-22	.500	39	13	17	20	4	12	70
	Georgia Tech	24-65	.369	3-12	.250	8-14	.571	42	21	12	22	3	7	59
M3	vs Virginia Tech	22-56	.393	6-13	.462	8-14	.571	39	21	12	33	5	9	58
	Georgia Tech	28-65	.431	9-21	.429	16-26	.615	38	16	20	18	1	20	81
M4	vs #13/15 Maryland	23-51	.451	3-8	.375	15-19	.789	27	23	10	23	1	6	64
	Georgia Tech	22-51	.431	7-14	.500	19-27	.704	36	18	14	25	3	9	70
M5	vs #8/7 Duke	27-46	.587	5-8	.625	15-22	.682	26	18	14	15	4	7	74
	Georgia Tech	25-62	.403	7-19	.368	9-12	.750	35	18	12	16	1	7	66
M19	vs Bowling Green	20-43	.465	2-6	.333	16-18	.889	27	16	5	25	3	5	58
	Georgia Tech	27-58	.466	2-9	.222	13-18	.722	32	18	11	16	3	13	69
M21	vs #18/24 Ohio State	25-42	.595	3-10	.300	14-18	.778	31	8	15	21	6	7	67
	vs #18/24 Ohio State	28-72	.389	2-17	.118	2-2	1.000	34	20	10	13	1	14	60
	Opponents	731-1853	.394	154-508	.303	372-565	.658	1139	558	426	764	146	290	1988
	Georgia Tech	873-2064	.423	152-468	.325	416-638	.652	1369	603	510	671	95	406	2314

2010-11 Individual Overall Statistics

##	Player	GP-GS	Min	Avg	TOTAL		3-PTS		FT-A	Pct	REBOUNDS			Avg	PF	FO	A	TO	Blk	Stl	Pts	Avg
					FG-A	Pct	3FG-A	Pct			Off	Def	Tot									
22	Montgomery, Alex	35-34	1094	31.3	168-418	.402	74-209	.354	77-96	.802	61	239	300	8.6	88	3	81	102	8	73	487	13.9
	Conference-Only...	14-13	457	32.6	63-171	.368	26-83	.313	34-39	.872	24	95	119	8.5	36	1	28	37	3	30	186	13.3
15	Marshall, Tyaunna	35-30	929	26.5	201-422	.476	4-14	.286	69-119	.580	78	70	148	4.2	57	1	67	71	13	59	475	13.6
	Conference-Only...	14-14	402	28.7	73-172	.424	3-9	.333	31-52	.596	30	22	52	3.7	28	1	27	36	7	25	180	12.9
45	Goodlett, Sasha	34-32	913	26.9	138-291	.474	0-0	.000	61-94	.649	104	94	198	5.8	82	1	38	89	26	22	337	9.9
	Conference-Only...	14-13	412	29.4	62-127	.488	0-0	.000	26-37	.703	48	49	97	6.9	34	1	18	34	16	6	150	10.7
05	Walthour, Metra	35-35	1111	31.7	100-261	.383	51-142	.359	61-85	.718	7	52	59	1.7	48	2	132	76	5	81	312	8.9
	Conference-Only...	14-14	476	34.0	41-124	.331	24-70	.343	21-31	.677	6	21	27	1.9	21	1	57	34	1	33	127	9.1
32	Regins, Chelsea	34-5	697	20.5	67-125	.536	0-0	.000	53-80	.663	58	59	117	3.4	81	1	19	71	7	23	187	5.5
	Conference-Only...	14-0	253	18.1	22-46	.478	0-0	.000	22-31	.710	21	17	38	2.7	29	0	7	26	2	9	66	4.7
23	Foster, Deja	28-28	703	25.1	58-145	.400	0-4	.000	29-51	.569	87	80	167	6.0	72	2	72	71	9	44	145	5.2
	Conference-Only...	14-14	369	26.4	35-77	.455	0-2	.000	12-24	.500	45	43	88	6.3	38	1	38	33	6	23	82	5.9
02	Bennett, Mo	35-2	422	12.1	42-108	.389	6-21	.286	21-34	.618	26	44	70	2.0	44	0	32	38	3	31	111	3.2
	Conference-Only...	14-1	161	11.5	18-46	.391	1-7	.143	5-11	.455	8	17	25	1.8	24	0	9	16	1	7	42	3.0
14	Adams, LaQuanisha	34-7	298	8.8	39-89	.438	0-0	.000	6-15	.400	25	39	64	1.9	37	0	5	24	12	9	84	2.5
	Conference-Only...	13-1	86	6.6	10-24	.417	0-0	.000	1-3	.333	7	7	14	1.1	8	0	3	7	4	4	21	1.6
11	Ngoie-Hasahya, S	16-0	75	4.7	9-20	.450	5-13	.385	5-5	1.000	2	5	7	0.4	7	0	1	4	1	1	28	1.8
	Conference-Only...	3-0	7	2.3	0-0	.000	0-0	.000	0-0	.000	0	0	0	0.0	2	0	0	1	0	0	0	0.0
01	Maye, Dawnn	27-0	232	8.6	19-67	.284	1-16	.063	8-16	.500	3	24	27	1.0	20	0	41	47	2	28	47	1.7
	Conference-Only...	11-0	76	6.9	6-27	.222	0-6	.000	5-8	.625	2	6	8	0.7	13	0	10	19	2	11	17	1.5
12	Fogdemark, Frida	29-0	150	5.2	14-53	.264	11-42	.262	6-10	.600	6	18	24	0.8	17	1	5	13	2	3	45	1.6
	Conference-Only...	14-0	50	3.6	4-20	.200	4-16	.250	0-0	.000	5	5	10	0.7	3	0	0	7	0	0	12	0.9
10	Hamilton-Carter, D	19-2	177	9.3	7-25	.280	0-0	.000	9-16	.563	13	11	24	1.3	26	0	5	15	2	11	23	1.2
	Conference-Only...	9-0	53	5.9	1-6	.167	0-0	.000	3-7	.429	2	4	6	0.7	9	0	1	4	2	2	5	0.6
44	Blain, Jasmine	14-0	51	3.6	5-11	.455	0-5	.000	4-6	.667	4	5	9	0.6	6	0	2	7	1	4	14	1.0
	Conference-Only...	2-0	9	4.5	1-2	.500	0-1	.000	0-0	.000	0	1	1	0.5	2	0	0	3	1	0	2	1.0
03	Taylor, Sharena	20-0	140	7.0	6-23	.261	0-2	.000	7-10	.700	4	10	14	0.7	11	0	10	16	0	14	19	1.0
	Conference-Only...	3-0	9	3.0	0-3	.000	0-0	.000	0-0	.000	0	2	2	0.7	0	0	0	3	0	0	0	0.0
24	Bivins, Shayla	11-0	33	3.0	0-6	.000	0-0	.000	0-1	.000	2	4	6	0.5	6	0	0	6	4	3	0	0.0
	Conference-Only...	2-0	5	2.5	0-0	.000	0-0	.000	0-0	.000	1	0	1	0.5	0	0	0	0	0	0	0	0.0
Total.....		35			873-2064	.423	152-468	.325	416-638	.652	553	816	1369	39.1	603	11	510	671	95	406	2314	66.1
Conference-Only...		14			336-845	.398	58-194	.299	160-243	.658	226	315	541	38.6	247	5	198	272	45	150	890	63.6
Opponents.....		35			731-1853	.394	154-508	.303	372-565	.658	399	740	1139	32.5	558	-	426	764	146	290	1988	56.8
Conference-Only...		14			311-757	.411	64-191	.335	162-249	.651	165	322	487	34.8	216	0	191	297	65	129	848	60.6

2010-11 Individual Game-By-Game Points-Rebounds-Assists

Opponent	Date	Score	01	02	03	05	10	11	12	14	15	22	23	24	32	44	45
			MAYE	BENNETT	TAYLOR	WALTHOUR	HAMILTON-CARTER	NGOIE-HASAHYA	FOGDEMARK	ADAMS	MARSHALL	MONTGOMERY	FOSTER	BIVINS	REGINS	BLAIN	GOODLETT
GEORGIA ST	11/12/10	W, 66-56	2-4-0	0-1-1	2-0-1	15-1-2	DNP	4-0-0	0-1-1	7-5-0	18-4-2	13-9-6	DNP	0-1-0	DNP	0-1-1	5-3-3
at Old Dominion	11/14/10	L, 63-65	DNP	6-3-0	2-1-0	9-0-3	DNP	0-0-0	DNP	4-2-0	16-8-4	18-11-4	DNP	DNP	4-2-1	DNP	4-4-0
KENNESAW STATE	11/17/10	W, 79-60	2-2-5	6-2-2	7-3-1	3-0-6	DNP	4-2-1	5-1-0	12-8-0	12-4-2	8-11-4	DNP	0-0-0	15-6-0	5-2-0	DNP
PRAIRIE VIEW A&M	11/19/10	W, 61-37	0-2-1	10-4-4	0-2-1	4-2-3	DNP	0-1-0	0-2-0	6-6-0	5-10-5	12-8-2	DNP	0-0-0	8-4-1	0-0-0	16-5-1
#11/1 CONNECTICUT	11/21/10	L, 51-71	0-0-0	0-1-1	0-1-2	3-1-4	DNP	DNP	DNP	0-2-0	23-6-0	13-8-0	DNP	DNP	4-6-0	DNP	8-9-0
vs #12/12 Georgetown	11/25/10	L, 58-67	DNP	0-1-2	DNP	5-1-3	DNP	0-0-0	8-4-0	2-0-0	17-7-0	14-7-2	DNP	DNP	5-1-0	2-0-0	5-6-1
vs #4/4 Tennessee	11/26/10	L, 42-66	0-0-0	0-1-0	0-1-0	6-7-4	DNP	5-1-0	0-1-1	2-2-0	4-3-0	9-6-2	8-6-0	DNP	4-3-1	0-0-0	4-3-0
vs Missouri	11/27/10	W, 61-46	DNP	0-3-0	0-0-0	19-4-1	DNP	3-0-0	0-1-0	0-0-0	2-3-3	14-10-1	11-8-2	DNP	2-3-1	DNP	10-10-1
NORTHWESTERN	12/01/10	W, 67-63	DNP	5-0-1	0-0-0	6-2-6	DNP	DNP	0-0-0	2-0-0	4-2-2	28-11-3	9-7-3	DNP	2-8-0	DNP	11-7-0
MIDDLE TENNESSEE STATE	12/03/10	W, 68-48	1-1-0	2-8-1	0-0-1	9-1-4	DNP	DNP	0-0-0	9-5-1	13-2-0	16-10-5	2-3-4	0-0-0	6-2-1	2-1-0	8-3-0
#21/22 GEORGIA	12/05/10	W, 69-53	DNP	2-0-0	0-0-0	16-3-5	0-0-0	DNP	DNP	0-0-0	20-5-4	18-4-3	3-5-2	DNP	1-4-0	DNP	9-6-4
at Portland State	12/21/10	W, 69-53	3-1-0	4-4-1	2-0-1	8-2-8	3-5-0	0-0-0	0-1-0	8-5-2	14-9-2	6-6-1	0-0-0	8-3-0	DNP	13-3-0	
at Washington	12/23/10	W, 60-27	0-0-2	2-2-0	0-0-1	0-1-3	6-2-1	0-0-0	3-0-0	4-2-0	14-7-2	20-8-0	3-4-1	DNP	2-1-0	1-1-0	5-1-0
MERCER	12/28/10	W, 101-44	8-4-8	5-0-3	4-0-0	2-0-4	0-2-0	3-1-0	4-1-0	2-3-0	25-7-2	9-5-6	10-10-5	0-0-0	14-5-0	2-0-0	13-4-0
TENNESSEE STATE	12/30/10	W, 82-11	9-1-3	4-4-3	0-1-0	5-1-4	2-5-2	3-1-0	6-1-1	0-7-1	16-3-1	11-11-2	DNP	0-4-0	16-6-2	0-2-1	10-5-2
JACKSONVILLE STATE	1/2/11	W, 81-52	2-2-6	2-0-1	0-0-0	7-2-3	2-1-0	3-1-0	4-1-1	2-3-0	25-2-3	20-10-2	0-4-3	0-0-0	8-4-0	0-0-0	6-6-1
#8/8 NORTH CAROLINA	1/6/11	W, 71-70	0-0-0	2-0-0	DNP	12-2-5	0-0-0	DNP	3-0-0	0-0-0	24-7-3	13-9-2	3-4-3	DNP	3-3-0	DNP	11-7-0
at Clemson	1/9/11	W, 64-53	0-0-1	2-1-1	DNP	10-2-4	0-1-0	0-0-0	0-1-0	4-0-0	10-4-3	13-6-1	6-4-2	DNP	4-3-1	DNP	15-8-1
VIRGINIA	1/13/11	W, 68-48	0-0-0	3-2-0	DNP	7-1-9	0-0-0	DNP	0-1-0	2-0-0	16-6-5	14-9-1	10-9-1	DNP	2-0-0	DNP	14-9-3
at Wake Forest	1/17/11	W, 54-46	0-0-0	1-1-0	DNP	9-0-4	0-3-0	DNP	3-2-0	DNP	17-2-2	13-8-0	2-10-6	DNP	0-0-0	DNP	9-2-0
at #3/3 Duke	1/21/11	L, 32-69	3-3-1	2-2-0	DNP	2-2-0	0-1-0	0-0-0	6-2-0	0-0-0	6-2-0	2-3-1	4-3-3	DNP	1-1-0	0-1-0	6-8-1
BOSTON COLLEGE	1/23/11	W, 67-54	DNP	10-1-1	DNP	16-2-6	DNP	DNP	0-0-0	5-1-2	2-1-0	15-10-4	6-8-2	DNP	9-4-0	DNP	4-2-0
at Virginia Tech	01/27/11	W, 78-57	4-1-2	5-4-2	0-1-0	11-2-2	3-0-0	0-0-0	0-0-0	0-6-1	22-2-1	2-8-1	8-7-4	0-0-0	8-3-0	2-0-0	13-6-1
at #16/22 Miami	1/30/11	L, 74-84 (OT)	0-0-0	9-3-3	DNP	8-3-5	DNP	DNP	0-0-0	0-0-0	11-5-0	19-6-5	2-3-3	DNP	7-4-0	DNP	18-7-1
#12/10 MARYLAND	2/3/11	L, 53-56	DNP	0-1-0	DNP	9-2-5	DNP	DNP	0-0-0	0-0-0	14-2-3	13-15-1	6-6-2	DNP	2-0-1	DNP	9-6-2
at #19/15 Florida State	02/11/11	L, 60-73	2-1-1	0-1-1	DNP	6-0-2	DNP	DNP	0-2-0	0-2-0	18-5-3	10-9-2	6-6-2	DNP	6-3-0	DNP	12-9-2
NC STATE	2/13/11	W, 74-65	0-0-2	0-2-0	0-1-0	9-5-5	0-0-0	DNP	0-0-0	4-2-0	12-5-3	26-12-3	11-9-2	DNP	4-5-0	DNP	8-10-1
CLEMSON	2/17/11	W, 72-46	8-3-3	7-2-0	0-0-0	3-3-5	2-1-1	DNP	0-1-0	6-3-0	6-1-1	11-5-3	7-9-4	0-1-0	10-4-2	DNP	12-4-0
at #13/16 North Carolina	02/24/11	W, 64-57	0-0-0	0-2-1	DNP	14-2-3	0-0-0	DNP	0-1-0	0-0-0	7-4-1	22-8-0	2-6-4	DNP	6-7-2	DNP	13-6-3
#12/14 MIAMI	2/27/11	L, 59-70	DNP	1-3-0	DNP	11-1-2	DNP	DNP	0-0-0	0-0-0	15-6-2	13-11-4	9-4-0	DNP	4-1-1	DNP	6-13-3
vs Virginia Tech	03/03/11	W, 81-58	3-2-6	10-3-1	2-3-2	10-0-1	5-3-1	3-0-0	3-1-1	9-2-0	14-4-3	14-7-1	0-5-3	0-0-0	3-2-1	0-1-0	5-5-0
vs #13/15 Maryland	03/04/11	W, 70-64	0-0-0	1-4-0	DNP	14-0-2	0-0-0	DNP	DNP	0-0-0	16-5-2	17-5-3	2-10-3	DNP	2-2-1	DNP	18-9-3
vs #8/7 Duke	03/05/11	L, 66-74	0-0-0	2-2-2	DNP	20-0-3	0-0-0	DNP	0-0-0	0-0-0	19-3-0	12-11-1	3-6-4	DNP	4-5-1	DNP	6-3-1
vs Bowling Green	3/19/11	W, 69-58	0-0-0	6-2-0	0-0-0	9-2-3	0-0-0	DNP	DNP	2-2-0	12-4-2	14-11-2	2-2-1	DNP	5-4-1	0-0-0	19-3-2
vs #18/24 Ohio State	3/21/11	L, 60-67	0-0-0	2-0-0	DNP	15-2-3	DNP	DNP	DNP	0-0-0	12-2-1	7-9-2	4-3-2	DNP	8-8-1	DNP	12-6-1



Georgia Tech				Opponent	
Points 1st Half	High	51	vs. Mercer (12/28/10)	46	#4/4 Tennessee (11/26/10)
	Low	15	at #3/3 Duke (1/21/11)	3	Tennessee State (12/30/10)
Points 2nd Half	High	50	vs. Mercer (12/28/10)	44	2x, last, Virginia Tech (3/3/11)
	Low	17	at #3/3 Duke (1/21/11)	8	Tennessee State (12/30/10)
Total Points	High	101	vs. Mercer (12/28/10)	84	#16/22 Miami (1/30/11)
	Low	32	at #3/3 Duke (1/21/11)	11	Tennessee State (12/30/10)
Field Goals Made	High	44	vs. Mercer (12/28/10)	31	#1/1 Connecticut (11/21/10)
	Low	12	at #3/3 Duke (1/21/11)	3	Tennessee State (12/30/10)
Field Goals Att.	High	82	vs. NC State (2/13/11)	68	NC State (2/13/11)
	Low	42	at #3/3 Duke (1/21/11)	40	Washington (12/23/10)
3-Point FGM	High	9	vs. Virginia Tech (3/3/11)	9	Northwestern (12/1/10)
	Low	1	2x, last vs. Virginia (1/13/11)	0	2x, last Virginia (1/13/11)
3-Point FGA	High	21	vs. Virginia Tech (3/3/11)	23	#1/1 Connecticut (11/21/10)
	Low	6	vs. Virginia (1/13/11)	6	Bowling Green (3/19/11)
Free Throws Made	High	23	vs. Kennesaw State (11/17/10)	26	#16/22 Miami (1/30/11)
	Low	2	at #18/24 Ohio State (3/21/11)	1	Georgia State (11/12/10)
Free Throws Att.	High	32	vs. Kennesaw State (11/17/10)	36	#16/22 Miami (1/30/11)
	Low	2	at #18/24 Ohio State (3/21/11)	3	Georgia State (11/12/10)
Free Throw Pct.	High	100	2x, last at #18/24 Ohio State (3/21/11)	88.9	Bowling Green (3/19/11)
	Low	40.0	vs. #4/4 Tennessee (11/26/10)	33.3	Georgia State (11/12/10)
Offensive Rebs.	High	28	vs. NC State (2/13/11)	26	#21/22 Georgia (12/5/10)
	Low	7	at Wake Forest (1/17/11)	4	Northwestern (12/1/10)
Defensive Rebs.	High	38	vs. Tennessee State (12/30/10)	28	3x, last #13/16 North Carolina (2/24/11)
	Low	16	4x, last at #18/24 Ohio State (3/21/11)	8	Mercer (12/28/10)
Total Rebs.	High	59	vs. Tennessee State (12/30/10)	50	#21/22 Georgia (12/5/10)
	Low	29	vs. #21/22 Georgia (12/5/10)	21	Northwestern (12/1/10)
Assists	High	28	Mercer (12/28/10)	23	#1/1 Connecticut (11/21/10)
	Low	6	at #3/3 Duke (1/21/11)	0	Tennessee State (12/30/10)
Blocked Shots	High	7	3x, last vs. Clemson (2/17/11)	8	Prairie View A&M (11/19/10)
	Low	0	4x, last vs. Boston College (1/23/11)	0	Old Dominion (11/14/10)
Steals	High	23	Tennessee State (12/30/10)	19	#3/3 Duke (1/21/11)
	Low	4	2x, last at Virginia Tech (1/27/11)	2	Clemson (1/9/11)
Turnovers	High	32	at #3/3 Duke (1/21/11)	35	Tennessee State (12/30/10)
	Low	11	2x, last vs. Boston College (1/23/11)	13	Virginia Tech (1/27/11)
Personal Fouls	High	28	at #16/22 Miami (1/30/11)	24	Kennesaw State (11/17/10)
	Low	11	Georgia State (11/12/10)	8	#18/24 Ohio State (3/21/11)

Game 1: Georgia State
Nov. 12, 2010 • Atlanta, Ga.
Alexander Memorial Coliseum (1,930)

Game 2: at Old Dominion
Nov. 14, 2010 • Norfolk, Va.
Ted Constant Convocation Center (3,142)

Game 3: Kennesaw State
Nov. 17, 2010 • Atlanta, Ga.
Alexander Memorial Coliseum (1,083)

VISITORS: Georgia State

#	Player	FG	3FG	FT	RB	F	TP	A	TO	BK	S
02	Burttis	6-16	0-3	0-0	3	4	12	2	6	1	2
12	Harris	6-11	0-0	0-0	15	2	12	1	8	3	1
33	Paulk	4-5	0-0	0-0	7	1	8	2	1	3	2
01	Ernest	3-5	1-1	1-2	3	2	8	1	6	0	1
22	Haltiwanger	1-6	1-4	0-0	1	2	3	1	3	0	2
04	Anderson	0-2	0-0	0-1	3	0	0	4	1	0	2
10	Long	5-9	3-6	0-0	2	1	13	0	2	0	2
41	Davenport	0-1	0-0	0-0	0	0	0	2	0	0	0
TEAM											
Totals		25-55	5-14	1-3	37	12	56	11	30	7	12

TOTAL FG%: 1st Half 9-21 42.9% 2nd Half: 16-34 47.1% Game: 45.5%
3 PT FG%: 1st Half 2-7 28.6% 2nd Half: 3-7 42.9% Game: 35.7%
FT FG%: 1st Half 0-0 0.0% 2nd Half: 1-3 33.3% Game: 33.3%

HOME: Georgia Tech

#	Player	FG	3FG	FT	RB	F	TP	A	TO	BK	S
14	Adams	3-7	0-0	1-2	5	2	7	0	4	0	2
22	Montgomery	5-9	2-3	1-3	9	2	13	6	3	0	5
45	Goodlett	2-6	0-0	1-2	3	2	5	3	2	0	1
05	Walthour	6-6	1-1	2-2	1	0	15	2	1	0	2
15	Marshall	8-15	0-0	2-4	4	0	18	2	0	1	2
01	Maye	1-5	0-2	0-0	4	1	2	0	4	0	1
02	Bennett	0-4	0-0	0-0	1	1	0	1	2	0	0
03	Taylor	1-2	0-0	0-1	0	0	2	1	0	0	0
11	Ngoie-Hasahya	2-6	0-3	0-0	0	1	4	0	0	0	1
12	Fogdemark	0-2	0-2	0-0	1	1	0	1	1	0	1
24	Bivins	0-0	0-0	0-0	1	0	0	0	3	0	0
44	Blain	0-1	0-1	0-0	1	1	0	1	1	0	0
TEAM											
Totals		28-63	3-12	7-14	34	11	66	17	21	1	15

TOTAL FG%: 1st Half 14-32 43.8% 2nd Half: 14-31 45.2% Game: 44.4%
3 PT FG%: 1st Half 2-7 28.6% 2nd Half: 1-5 20.0% Game: 25.0%
FT FG%: 1st Half 5-10 50.0% 2nd Half: 2-4 50.0% Game: 50.0%

Score by Periods	1st	2nd	Total
Georgia State	20	36	56
Georgia Tech	35	31	66

GAME 1: GEORGIA STATE

ATLANTA – The Georgia Tech women's basketball team opened the 2010-11 season in the same fashion that it has in the previous seven years under head coach MaChelle Joseph – with a win. The Yellow Jackets claimed a 66-56 victory over city rival Georgia State Friday night at the Alexander Memorial Coliseum.

With the win, the Jackets extended their winning streak over the Panthers to 12 games.

Tech got off to a quick start and never looked back. A Sasha Goodlett layup at the 18:01 mark put the Jackets up 7-5 and that would be the closest Georgia State was the rest of the way. The stifling Tech defense limited Georgia State to one field goal in the final 3:59 of the first half as the Jackets built a 35-20 halftime lead.

Freshman Tyaunna Marshall led all players with 18 points in her first collegiate game. The rookie from Upper Marlboro, Md., converted 8-of-15 shots, grabbed four rebounds, added two assists and two steals without a turnover in her first career start.

Junior guard Metra Walthour had a perfect shooting night, finishing 6-of-6 from the floor, including a 1-of-1 mark from three-point range and 2-of-2 from the charity stripe, finishing the night with a new career-high of 15 points. Senior Alex Montgomery was the third Jacket in double figures as she finished with 13 points. The Tacoma, Wash., native narrowly missed a double-double as she hauled in nine boards, dished out six assists and picked up five steals.

Georgia State was led by redshirt-junior center Chandra Harris, who finished with 12 points and 15 rebounds. Freshman Kendra Long came off the bench to pitch in a team-high 13 points, while senior Angelique Burttis also scored 12 points.

VISITORS: Georgia Tech

#	Player	FG	3FG	FT	RB	F	TP	A	TO	BK	S
14	Adams	2-4	0-0	0-0	2	3	4	0	2	1	0
22	Montgomery	6-13	2-6	4-6	11	3	18	4	6	0	4
45	Goodlett	1-3	0-0	2-4	4	4	4	0	3	0	2
15	Marshall	6-12	0-1	4-10	8	3	16	4	2	0	1
5	Walthour	4-10	1-5	0-0	0	1	9	3	4	0	0
11	Ngoie-Hasahya	0-0	0-0	0-0	0	0	0	0	0	0	0
2	Bennett	2-2	0-0	2-4	3	2	6	0	2	0	0
3	Taylor	1-1	0-0	0-1	1	0	2	0	1	0	2
32	Regins	2-3	0-0	0-1	2	5	4	1	3	0	2
TEAM											
Totals		24-48	3-12	12-26	36	21	63	12	23	1	11

TOTAL FG%: 1st Half 13-20 65.0% 2nd Half: 11-28 39.3% Game: 50.0%
3 PT FG%: 1st Half 2-5 40.0% 2nd Half: 1-7 14.3% Game: 25.0%
FT FG%: 1st Half 2-7 28.6% 2nd Half: 10-19 52.6% Game: 46.2%

HOME: Old Dominion

#	Player	FG	3FG	FT	RB	F	TP	A	TO	BK	S
05	Voronina	5-7	0-0	1-2	4	5	11	1	1	0	1
23	Guilford	2-6	0-2	0-0	6	0	4	3	3	0	1
44	Lewis	2-8	0-1	7-8	7	4	11	2	5	0	0
02	Parker	4-15	2-8	3-5	4	4	13	6	7	0	4
35	Green	3-8	1-2	3-3	2	4	10	1	2	0	0
04	Allison	0-0	0-0	0-0	0	0	0	0	0	0	0
14	Cook	4-7	3-6	1-2	4	1	12	2	2	0	1
53	Richards	2-5	0-0	0-0	2	4	4	0	0	0	1
TEAM											
Totals		22-56	6-19	15-20	34	22	65	15	20	0	6

TOTAL FG%: 1st Half 10-27 37.0% 2nd Half: 12-29 41.4% Game: 39.3%
3 PT FG%: 1st Half 3-10 30.0% 2nd Half: 3-9 33.3% Game: 31.6%
FT FG%: 1st Half 9-12 75.0% 2nd Half: 6-8 75.0% Game: 75.0%

Score by Periods	1st	2nd	Total
Georgia Tech	30	33	63
Old Dominion	32	33	65

GAME 2: OLD DOMINION

NORFOLK, VA. – Georgia Tech Suffered its first loss of the 2010-11 season Nov. 14 when the Old Dominion Lady Monarchs claimed a 65-63 win at the Ted Constant Convocation Center on the ODU campus.

Senior Alex Montgomery led the Jackets as she recorded her 10th career double-double with 18 points and 11 rebounds. Montgomery added four assists and four steals in 35 minutes. Freshman Tyaunna Marshall, playing in front of a large group of family and friends who made the three and a half hour drive from Upper Marlboro, Md., posted her second career double digit scoring performance in as many career games as she tallied 16 points. Marshall hauled in eight rebounds, dished out four assists and grabbed a steal in front of a hostile ODU crowd.

The Jackets shot extremely well from the field, converting on 50 percent of all attempts, but they were equally as cold from the free throw line, finishing the game converting only 12-of-26 attempts from the charity stripe.

Tech was down at the half for the first time this season, 32-30, due in large part to committing 17 turnovers and making only 2-of-7 free throw attempts in the opening stanza. Despite the early struggles, the Jackets came out strong to open the second half, opening a 48-38 lead on a Mo Bennett layup with 11:26 to play.

Tech built a six point lead with 3:33 to play, but the Jackets would only get two points the rest of the way, on a Metra Walthour layup with 1:08 remaining.

After a missed three-pointer by Walthour, the Lady Monarchs came down and Jasmine Parker drove into the lane, but was fouled by Chelsea Regins with 4.6 seconds left. Marshall inbounded the ball and pushed it up the floor, got into the lane and was fouled with 0.4 seconds left. After missing the front end of a 1-and-1, Marshall intentionally missed the second but Old Dominion was able to tip the ball away as time expired, sealing the victory.

VISITORS: Kennesaw State

#	Player	FG	3FG	FT	RB	F	TP	A	TO	BK	S
05	Bolden	1-1	0-0	0-0	1	5	2	0	1	0	0
32	Gideon	2-6	0-0	4-4	9	3	8	0	5	2	0
01	Holliday	1-6	1-6	0-0	1	2	3	4	3	0	2
10	Jones	5-14	1-7	0-0	1	2	11	0	3	1	1
14	Mills	0-4	0-4	0-0	2	3	0	0	1	0	0
11	Wylie	0-1	0-0	2-2	0	1	2	0	0	0	0
12	Smith	6-14	2-3	8-13	7	2	22	4	4	0	3
22	Farrar	1-7	0-0	0-0	5	3	2	2	1	0	0
24	Gray	4-7	0-1	2-3	6	3	10	0	2	0	3
42	Leverette	0-1	0-1	0-0	0	0	0	0	0	0	0
TEAM											
Totals		20-61	4-22	16-22	35	24	60	10	21	3	9

TOTAL FG%: 1st Half 10-25 40.0% 2nd Half: 10-36 27.8% Game: 32.8%
3 PT FG%: 1st Half 2-10 20.0% 2nd Half: 2-12 16.7% Game: 18.2%
FT FG%: 1st Half 4-8 50.0% 2nd Half: 12-14 85.7% Game: 72.7%

HOME: Georgia Tech

#	Player	FG	3FG	FT	RB	F	TP	A	TO	BK	S
14	Adams	5-9	0-0	2-2	8	2	12	0	2	0	1
22	Montgomery	4-6	0-2	0-0	11	2	8	4	2	0	0
02	Bennett	1-4	0-0	4-4	2	1	6	2	1	0	1
05	Walthour	1-3	1-3	0-0	0	0	3	6	1	0	1
15	Marshall	5-12	0-0	2-4	4	2	12	2	1	0	3
01	Maye	1-3	0-1	0-0	2	1	2	5	4	0	1
03	Taylor	3-5	0-0	1-2	3	4	7	1	3	0	1
11	Ngoie-Hasahya	0-1	0-0	4-4	2	0	4	1	0	0	0
12	Fogdemark	1-2	1-2	2-2	1	1	5	0	0	1	0
24	Bivins	0-1	0-0	0-0	0	3	0	0	1	2	0
32	Regins	5-7	0-0	5-10	6	3	15	0	3	1	1
44	Blain	1-2	0-1	3-4	2	0	5	0	1	0	0
TEAM											
Totals		27-55	2-9	23-32	41	21	79	21	19	4	9

TOTAL FG%: 1st Half 14-29 48.3% 2nd Half: 13-26 50.0% Game: 49.1%
3 PT FG%: 1st Half 1-3 33.3% 2nd Half: 1-6 16.7% Game: 22.2%
FT FG%: 1st Half 9-10 90.0% 2nd Half: 14-22 63.6% Game: 71.9%

Score by Periods	1st	2nd	Total
Kennesaw State	26	34	60
Georgia Tech	38	41	79

GAME 3: KENNESAW STATE

ATLANTA – The Georgia Tech Yellow Jackets improved to 2-1 on the season Wednesday night as they defeated the Kennesaw State Owls, 79-60, at Alexander Memorial Coliseum.

Three Yellow Jackets finished in double figures led by junior Chelsea Regins. Regins and junior center LaQuanisha Adams each tied their career-best scoring nights with 15 and 12 points, respectively.

Senior Alex Montgomery tied her season high with 11 rebounds and added eight points, narrowly missing another double-double.

Tech responded in a big way after a close loss in its first road game of the season on Sunday at Old Dominion. The Jackets jumped out to a 10-0 lead and never trailed, and built the lead as large as 28 late in the second half.

The Jackets improve to 6-0 all-time against in-state rival Kennesaw State. Tech, who sports 10 players six feet or taller, dominated the Owls, who only have four players six feet or taller, in the paint. The Yellow Jackets outscored Kennesaw State, 36-16, in paint points and tallied 28 points off of 21 KSU turnovers.

Tech was also able to force the Owls into settling for perimeter shots, but Kennesaw State converted only 4-of-22 three-point attempts.

True freshman Ty Marshall, the ACC Co-Rookie of the Week for last week, scored 12 points. She has reached double digits in every game so far this season and leads the team in scoring.

Freshman Frida Fogdemark scored the first points of her career, knocking in a 3-pointer and following that up with two free throws.

Kennesaw State was led by junior guard Angie Smith, who scored 22 points, and added 7 rebounds and 4 assists in 32 minutes of play. Brandi Jones and Elaina Gray also reached double figures for the Owls.

Game 4: Prairie View A&M Nov. 19, 2010 • Atlanta, Ga. Alexander Memorial Coliseum (1,127)

Game 5: #1/1 Connecticut Nov. 21, 2010 • Atlanta, Ga. Alexander Memorial Coliseum (7,325)

Game 6: #12/12 Georgetown Nov. 25, 2010 • St. Thomas, U.S.V.I. Sports and Fitness Center (1,038)

VISITORS: Prairie View A&M

#	Player	FG	3FG	FT	RB	F	TP	A	TO	BK	S
23	Williams	3-7	0-0	0-0	4	5	6	2	5	1	3
25	Jones	4-11	0-0	0-3	3	2	8	1	5	3	0
33	Williams	2-3	0-0	0-0	2	3	4	0	0	2	0
01	Smith	2-13	2-6	0-0	7	3	6	1	7	0	3
15	Robinson	0-1	0-0	2-4	4	4	2	2	2	1	1
10	Soliz	1-5	1-3	2-2	1	0	5	1	2	0	1
31	Larsen	0-1	0-0	2-2	1	0	2	0	0	0	0
32	Henry	0-1	0-0	4-4	3	2	4	0	1	1	1
45	Toure	0-0	0-0	0-0	1	0	0	0	0	0	0
TEAM		4									
Totals		12-42	3-9	10-15	30	19	37	7	22	8	9

TOTAL FG%: 1st Half 8-23 34.8% 2nd Half: 4-19 21.1% Game: 28.6%
3 PT FG%: 1st Half 2-5 40.0% 2nd Half: 1-4 25.0% Game: 33.3%
FT FG%: 1st Half 6-11 54.5% 2nd Half: 4-4 100.0% Game: 66.7%

HOME: Georgia Tech

#	Player	FG	3FG	FT	RB	F	TP	A	TO	BK	S
14	Adams	3-11	0-0	0-1	6	3	6	0	1	2	0
22	Montgomery	3-12	1-5	5-5	8	4	12	2	3	0	1
45	Goodlett	5-8	0-0	6-9	5	2	16	1	0	0	2
05	Walshour	1-2	0-1	2-4	2	1	4	3	3	1	3
15	Marshall	2-5	0-0	1-4	10	0	5	5	2	1	2
01	Maye	0-2	0-1	0-0	2	1	0	1	2	0	0
02	Bennett	4-7	2-2	0-1	4	1	10	4	0	0	3
03	Taylor	0-4	0-0	0-0	2	2	0	1	3	0	1
11	Ngoie-Hasahya	0-1	0-0	0-0	1	0	0	0	1	0	0
12	Fogdemark	0-3	0-1	0-0	2	0	0	0	0	0	0
24	Bivins	0-0	0-0	0-0	0	0	0	0	0	0	0
32	Regins	3-4	0-0	2-2	4	4	8	1	2	2	0
44	Blain	0-1	0-0	0-0	0	0	0	0	0	0	0
TEAM		5									
Totals		21-60	3-10	16-26	51	18	61	18	17	6	12

TOTAL FG%: 1st Half 8-34 23.5% 2nd Half: 13-26 50.0% Game: 35.0%
3 PT FG%: 1st Half 3-7 42.9% 2nd Half: 0-3 0.0% Game: 30.0%
FT FG%: 1st Half 4-10 40.0% 2nd Half: 12-16 75.0% Game: 61.5%

Score by Periods	1st	2nd	Total
Prairie View A&M	24	13	37
Georgia Tech	23	38	61

GAME 4: PRAIRIE VIEW A&M

ATLANTA – A 20-4 run to start the second half turned a halftime deficit into a big 61-37 win for the Georgia Tech Yellow Jackets over the visiting Prairie View A&M Lady Panthers Friday night at Alexander Memorial Coliseum.

"I felt like defensively we really frustrated them," head coach MaChelle Joseph said. "Our press slowed them down, but when they got in the half court, we had great help side defense. That made a big difference. When we got the defensive rebounds, we can run. That's where we score our points, in defensive transition, and I thought we did a better job of that in the second half."

Foul trouble and poor shooting plagued Tech in the first half. The Jackets made just 8-of-34 field goal attempts, 23.5%, in the first twenty minutes, only hit 40% of their free throws, and added nine turnovers. Three starters found themselves in foul trouble early, ending the half with two fouls, and substitute Chelsea Regins had three of her own.

Prairie View was not intimidated by the much taller Tech team, leading for the majority of the half and stretching their lead to as high as six points.

The Jackets came out strong in the second half, going on a 20-4 run and turning the halftime deficit into a 15 point lead in just over nine minutes of playing time. Center Sasha Goodlett put in 15 points in the half to lead Tech.

Georgia Tech had an incredible 51 rebounds in the game, including 25 on the offensive side. Freshman Ty Marshall had her first career double-digit rebounding game with 10, including eight offensive boards. Tech also set a season high for blocks, rejecting six shots.

Other double-digit scorers for Tech were Alex Montgomery, who had 12 points despite playing with foul trouble for most of the game, and Mo Bennett, who added 10 points off the bench.

Prairie View A&M was led by Robin Jones with 8 points and 3 rebounds, while Dominique Smith contributed with 6 points and 7 rebounds of her own.

VISITORS: Connecticut

#	Player	FG	3FG	FT	RB	F	TP	A	TO	BK	S
23	Moore	13-26	2-9	2-4	8	2	30	4	4	2	2
34	Faris	2-7	0-5	1-2	8	3	5	5	2	0	2
31	Dolson	2-2	0-0	0-0	2	3	4	2	2	1	3
03	Hayes	3-9	1-2	2-2	6	4	9	6	2	0	3
14	Hartley	7-17	0-7	1-2	0	1	15	3	4	0	2
11	Walker	3-4	0-0	0-0	7	3	6	2	3	0	1
12	Engeln	0-0	0-0	0-0	0	0	0	0	0	1	0
25	Johnson	0-0	0-0	0-0	0	0	0	0	0	0	0
30	Dixon	1-2	0-0	0-0	3	1	2	1	2	0	1
32	Buck	0-0	0-0	0-0	0	0	0	0	0	1	0
TEAM		4									
Totals		31-67	3-23	6-10	38	17	71	23	19	5	14

TOTAL FG%: 1st Half 16-35 45.7% 2nd Half: 15-32 46.9% Game: 46.3%
3 PT FG%: 1st Half 3-13 23.1% 2nd Half: 0-10 0.0% Game: 13.0%
FT FG%: 1st Half 6-7 85.7% 2nd Half: 0-3 0.0% Game: 60.0%

HOME: Georgia Tech

#	Player	FG	3FG	FT	RB	F	TP	A	TO	BK	S
14	Adams	0-1	0-0	0-0	2	2	0	0	2	0	0
22	Montgomery	6-13	1-5	0-1	8	5	13	0	4	0	1
45	Goodlett	2-10	0-0	4-5	9	2	8	0	7	0	0
05	Walshour	0-5	0-2	3-7	1	3	3	4	3	0	5
15	Marshall	10-20	0-1	3-6	6	1	23	0	2	0	1
01	Maye	0-1	0-1	0-0	0	0	0	0	0	0	0
02	Bennett	0-2	0-1	0-0	1	0	0	1	2	0	0
03	Taylor	0-1	0-0	0-0	1	0	0	2	1	0	1
32	Regins	1-2	0-0	2-3	6	3	4	0	3	0	1
TEAM		6									
Totals		19-55	1-10	12-22	40	16	51	7	24	0	9

TOTAL FG%: 1st Half 8-25 32.0% 2nd Half: 11-30 36.7% Game: 34.5%
3 PT FG%: 1st Half 0-4 0.0% 2nd Half: 1-6 16.7% Game: 10.0%
FT FG%: 1st Half 7-13 53.8% 2nd Half: 5-9 55.6% Game: 54.5%

Score by Periods	1st	2nd	Total
#1/1 Connecticut	41	30	71
Georgia Tech	23	28	51

GAME 5: CONNECTICUT

ATLANTA – A 14-0 run midway through the first half for the top-ranked Connecticut Huskies gave the visiting team a large lead and the Georgia Tech Yellow Jackets were never able to recover as UConn won its 81st straight game, 71-51. 7,325 people saw the Jackets take on the two time defending champions, a record crowd for Tech women's basketball.

A Tyanna Marshall jumper at 13:29 of the second half cut the UConn lead to 11 points, but the Jackets were not able to get any closer the rest of the way.

All-American Maya Moore was sensational in her return to her hometown, scoring a game-high 30 points and adding eight rebounds. The senior forward played her high school basketball at nearby Collins Hill in Gwinnett, and had a large contingent of fans in the arena to see her first return home.

The Jackets were led by freshman Tyanna Marshall. The guard, in her first year of collegiate basketball, scored a new career high with 23 points and also had six rebounds. She has reached double figures in points in four of five games played.

Both teams struggled with turning the ball over. Georgia Tech had 24 turnovers and UConn had 19 of their own. The Huskies were better able to take advantage of Tech's mistakes, however, as they scored 23 points off of turnovers compared to just 11 for Tech. The Huskies' ball movement, 23 assists on 31 field goals, helped them pull away from the Yellow Jackets. Against a stiff UConn defense, Tech managed only seven assists on 19 field goals.

UConn did most of its damage in the paint, outscoring the Jackets 50-20. Neither team shot well from three-point land, with UConn making 3-of-23 and Tech making 1-of-10.

Senior guard Alex Montgomery struggled with foul trouble all game, but still managed to score 13 points and grab eight rebounds. The team co-captain picked up her third foul before halftime, but was able to make an impact in limited minutes in the second half.

VISITORS: Georgia Tech

#	Player	FG	3FG	FT	RB	F	TP	A	TO	BK	S
14	Adams	1-2	0-0	0-0	0	4	2	0	0	0	0
22	Montgomery	5-16	4-11	0-0	7	3	14	2	4	0	1
45	Goodlett	2-8	0-0	1-2	6	4	5	1	6	1	0
05	Walshour	1-9	1-3	2-2	1	3	5	3	1	0	1
15	Marshall	7-13	0-0	3-6	7	1	17	0	3	0	2
02	Bennett	0-0	0-0	0-0	1	1	0	2	3	0	0
11	Ngoie-Hasahya	0-1	0-1	0-0	0	0	0	0	0	0	0
12	Fogdemark	2-3	1-2	3-4	4	5	8	0	1	0	0
32	Regins	1-1	0-0	3-4	1	3	5	0	3	0	1
44	Blain	1-1	0-0	0-0	0	0	2	0	0	0	1
TEAM		8									
Totals		20-54	6-17	12-18	35	24	58	8	22	1	6

TOTAL FG%: 1st Half 13-29 44.8% 2nd Half: 7-25 28.0% Game: 37.0%
3 PT FG%: 1st Half 5-10 50.0% 2nd Half: 1-7 14.3% Game: 35.3%
FT FG%: 1st Half 8-12 66.7% 2nd Half: 4-6 66.7% Game: 66.7%

HOME: Georgetown

#	Player	FG	3FG	FT	RB	F	TP	A	TO	BK	S
05	Crawford	1-1	0-0	5-6	6	2	7	0	0	0	0
13	Wilson	0-0	0-0	0-0	0	0	0	0	0	0	0
03	Wright	1-7	0-4	5-6	3	3	7	5	5	0	0
14	Rodgers	4-10	1-5	2-4	4	2	11	1	6	0	0
20	McNutt	8-15	5-9	3-4	6	0	24	3	2	0	3
02	Magee	3-5	1-1	0-1	2	3	7	1	0	1	0
11	White	0-1	0-0	0-0	0	1	0	0	0	2	1
12	McBride	2-5	0-0	0-0	3	2	4	0	1	0	0
34	Roche	2-5	2-2	1-2	4	0	7	2	6	1	2
42	Moore	0-0	0-0	0-0	0	2	0	0	0	0	0
TEAM		2									
Totals		21-49	9-21	16-23	30	15	67	12	20	4	6

TOTAL FG%: 1st Half 12-25 48.0% 2nd Half: 9-24 37.5% Game: 42.9%
3 PT FG%: 1st Half 4-10 40.0% 2nd Half: 5-11 45.5% Game: 42.9%
FT FG%: 1st Half 10-12 83.3% 2nd Half: 6-11 54.5% Game: 69.6%

Score by Periods	1st	2nd	Total
Georgia Tech	39	19	58
#12/12 Georgetown	38	29	67

GAME 6: GEORGETOWN

ST. THOMAS, U.S. VIRGIN ISLANDS – A second half scoring drought was too much to overcome as Georgia Tech women's basketball fell to 3-3 on the season with a 67-58 loss to the #12/12-ranked Georgetown Hoyas (4-0) in their first game of the Reef Division at the 2010 Paradise Jam tournament at the University of the Virgin Islands' Sports and Fitness Center.

The Tech offense opened the contest running smoothly, and converting where it had struggled earlier in the season – behind the arc and from the free throw line. The Yellow Jackets tossed in five first half treys, four of which came from senior Alex Montgomery, and made 8-of-12 free throws.

Tech was able to hold the Hoyas without a field goal for the final 9:43 of the first half. The Yellow Jackets were able to capitalize, turning a 30-26 deficit into a 39-38 halftime lead, with the only Hoya points coming on eight Georgetown free throws.

As good as the Tech defense was to end the first half, the Jacket offense began the second half in opposite fashion. In the first 7:47, the only points came from three Chelsea Regins free throws, until Frida Fogdemark hit a three at the 12:13 point to pull Tech within 47-45.

The Tech offensive woes continued throughout the second half, with the Jackets scoring only 19 total points in the final 20 minutes on 7-of-25 shooting. Despite the offensive struggles, the defense limited Georgetown to only 9-of-24 shooting in the final frame. The difference came in the fact that the Hoyas hit five second-half threes, with multiple coming in the final seconds of the shot clock.

Montgomery made a smooth baseline move to get a layup to pull the Jackets within 55-52 at the 5:42 mark of the second frame, but the Hoyas put together a 9-0 run to the 1:05 mark, building a 64-52 lead.

Game 7: #4/4 Tennessee
Nov. 26, 2010 • St. Thomas, U.S.V.I.
Sports and Fitness Center (830)

VISITORS: Tennessee												
#	Player	FG	3FG	FT	RB	F	TP	A	TO	BK	S	
25	Johnson	5-7	0-0	5-6	18	2	15	3	2	0	0	
52	Cain	3-3	0-0	0-1	1	2	6	0	1	1	0	
05	Bjorklund	2-9	1-6	2-2	1	0	7	4	1	0	2	
10	Simmons	4-10	2-7	4-6	0	2	14	0	0	0	0	
40	Stricklen	3-8	1-2	2-2	5	2	9	1	2	2	2	
01	Bass	0-0	0-0	0-0	1	0	0	0	2	0	1	
04	Williams	2-6	1-2	1-2	2	2	6	1	5	2	1	
13	Spani	3-7	0-0	2-2	1	1	8	0	0	1	1	
15	Manning	0-1	0-0	1-2	3	0	1	2	0	0	2	
20	Smallbone	0-0	0-0	0-0	0	0	0	1	0	0	0	
21	Baugh	0-1	0-0	0-0	2	1	0	0	1	0	1	
TEAM		2										
Totals		22-52	5-17	17-23	36	12	66	12	14	6	10	

TOTAL FG%: 1st Half 4-27 51.9% 2nd Half: 8-25 32.0% Game: 42.3%
 3 PT FG%: 1st Half 4-9 44.4% 2nd Half: 1-8 12.5% Game: 29.4%
 FT FG%: 1st Half 14-19 73.7% 2nd Half: 3-4 75.0% Game: 73.9%

HOME: Georgia Tech												
#	Player	FG	3FG	FT	RB	F	TP	A	TO	BK	S	
22	Montgomery	3-10	3-6	0-0	6	5	9	2	5	0	1	
23	Foster	4-10	0-1	0-3	6	3	8	0	3	0	1	
45	Goodlett	2-5	0-0	0-0	3	1	4	0	3	0	0	
05	Walthour	2-7	1-4	1-2	7	3	6	4	4	0	0	
15	Marshall	2-4	0-0	0-0	3	0	4	0	1	0	0	
01	Maye	0-0	0-0	0-0	0	0	0	0	1	0	0	
02	Bennett	0-2	0-1	0-0	1	0	0	0	1	0	2	
03	Taylor	0-1	0-0	0-0	1	0	0	0	1	0	1	
11	Ngoie-Hasahya	2-2	0-0	1-1	1	0	5	0	0	0	0	
12	Fogdemark	0-4	0-4	0-0	1	1	0	1	0	0	1	
14	Adams	1-3	0-0	0-0	2	2	2	0	0	0	0	
32	Regins	1-3	0-0	2-4	3	4	4	1	4	0	1	
44	Blain	0-0	0-0	0-0	0	1	0	0	1	0	0	
TEAM		3										
Totals		17-51	4-16	4-10	37	20	42	8	24	0	7	

TOTAL FG%: 1st Half 7-23 30.4% 2nd Half: 10-28 35.7% Game: 33.3%
 3 PT FG%: 1st Half 1-9 11.1% 2nd Half: 3-7 42.9% Game: 25.0%
 FT FG%: 1st Half 2-2 100.0% 2nd Half: 2-8 25.0% Game: 40.0%

Score by Periods	1st	2nd	Total
#4/4 Tennessee	46	20	66
Georgia Tech	17	25	42

GAME 7: TENNESSEE

ST. THOMAS, U.S. VIRGIN ISLANDS – Georgia Tech's first-half offensive woes were too much to overcome as the Jackets fell to 3-4 on the season with a 66-42 loss to the #4/4-ranked Tennessee Lady Volunteers (6-0) in each squad's second game of the Reef Division at the 2010 Paradise Jam tournament at the University of the Virgin Islands' Sports and Fitness Center.

The offensive struggles that plagued Tech in the second half against Georgetown continued through the first half against the Lady Volunteers. The Jackets were able to keep the contest close, trailing only by one, 12-11, on a Deja Foster basket at the 14:17 mark of the first period. Unfortunately for Tech, it would only get two more field goals the rest of the half as Tennessee went on a 34-6 run to the break.

The Tech offense improved to begin the second half as the Jackets 11 points in the first 5:38 of the second frame, sparked by threes from Metra Walthour and Alex Montgomery. The first-half deficit the Lady Vols built was too much to overcome as Tech outscored Tennessee 25-20 in the second half.

The Jackets also won the battle of the boards for the sixth time in seven games this season, out-rebounding Tennessee 37-36.

Montgomery was the leading scorer for Tech, finishing with nine points before fouling out at the 5:31 mark of the second half. Foster, playing her first game of the season after coming back from a knee injury, tallied eight points. Montgomery & Foster each hauled in six rebounds. Walthour added six points and a team-best seven rebounds.

The contest was delayed a total of 43:15 throughout the second half due to four island-wide power outages.

Game 8: Missouri
Nov. 27, 2010 • St. Thomas, U.S.V.I.
Sports and Fitness Center (1,135)

VISITORS: Georgia Tech												
#	Player	FG	3FG	FT	RB	F	TP	A	TO	BK	S	
22	Montgomery	4-9	2-5	4-4	10	2	14	1	4	0	1	
45	Goodlett	4-13	0-0	2-6	10	3	10	1	4	0	0	
05	Walthour	4-6	4-4	7-8	4	0	19	1	1	0	2	
15	Marshall	1-7	0-0	0-0	3	0	2	3	1	1	0	
23	Foster	3-9	0-1	5-7	8	2	11	2	2	0	2	
02	Bennett	0-0	0-0	0-0	3	0	0	0	0	0	0	
03	Taylor	0-1	0-1	0-0	0	0	0	0	0	0	0	
11	Ngoie-Hasahya	1-2	1-2	0-0	0	2	3	0	0	0	0	
12	Fogdemark	0-1	0-1	0-0	1	0	0	0	1	0	1	
14	Adams	0-3	0-0	0-0	0	0	0	0	1	0	0	
32	Regins	1-4	0-0	0-1	3	4	2	1	2	0	0	
TEAM		1										
Totals		18-55	7-14	18-26	43	13	61	9	18	1	6	

TOTAL FG%: 1st Half 7-30 23.3% 2nd Half: 11-25 44.0% Game: 32.7%
 3 PT FG%: 1st Half 4-7 57.1% 2nd Half: 3-7 42.9% Game: 50.0%
 FT FG%: 1st Half 9-11 81.8% 2nd Half: 9-15 60.0% Game: 69.2%

HOME: Missouri												
#	Player	FG	3FG	FT	RB	F	TP	A	TO	BK	S	
23	Brown	5-11	2-6	3-4	4	3	15	2	6	0	1	
44	Jones	5-8	0-1	0-0	5	4	10	1	5	0	1	
50	Flores	5-11	1-1	4-5	2	3	15	1	6	0	1	
10	Otote	0-5	0-5	0-0	1	5	0	2	2	0	1	
21	Crafton	1-9	1-4	0-0	12	2	3	2	2	0	0	
02	Gee	0-1	0-0	0-0	0	1	0	0	0	0	0	
05	Spiziet	1-2	0-0	1-2	0	1	3	0	0	0	0	
12	Niemann	0-0	0-0	0-0	0	0	0	0	0	0	0	
22	Brook	0-0	0-0	0-0	1	2	0	0	0	2	0	
25	Thornton	0-0	0-0	0-0	0	0	0	0	0	0	0	
TEAM		4										
Totals		17-47	4-17	8-11	29	21	46	8	22	2	4	

TOTAL FG%: 1st Half 10-25 40.0% 2nd Half: 7-22 31.8% Game: 36.2%
 3 PT FG%: 1st Half 4-9 44.4% 2nd Half: 0-8 0.0% Game: 23.5%
 FT FG%: 1st Half 2-2 100.0% 2nd Half: 6-9 66.7% Game: 72.7%

Score by Periods	1st	2nd	Total
Georgia Tech	27	34	61
Missouri	26	20	46

GAME 8: MISSOURI

ST. THOMAS, U.S. VIRGIN ISLANDS – A night after Georgia Tech didn't see one Yellow Jacket tally double-digits, four did so as Tech claimed a 61-46 win over the Missouri Tigers in each side's final game of the Reef Division at the 2010 Paradise Jam Tournament at the University of the Virgin Islands' Sports and Fitness Center.

Leading the way for Tech was junior point guard Metra Walthour who tallied 19 points on 4-of-6 shooting, but hit 7-of-8 free throws including 6-of-7 in the final two minutes of the game as Missouri tried to get back in the contest.

Senior Alex Montgomery and junior Sasha Goodlett each tallied double-doubles for the Yellow Jackets as Montgomery tossed in 14 points and grabbed 10 boards. Goodlett pitched in 10 points from her center position and hauled in 10 rebounds of her own. Overall, Tech out-rebounded the Tigers 43-29, the seventh time in eight games the Yellow Jackets have earned an advantage on the glass. Deja Foster, playing only her second game of the season, added 11 points and eight rebounds, including a 5-of-7 effort from the charity stripe.

In the three previous games, Tech had surrendered 68 ppg in losses to Connecticut, Tennessee and Georgetown, but the Tech staple, its stingy defense, returned against the Tigers. The Jackets held Mizzou to its second-lowest scoring total of the season with 46 points on 17-of-47 shooting.

Tech began the contest running smoothly offensively, building a 27-17 lead after a Sandra Ngoie-Hasahya 3-pointer at the 4:49 mark. Walthour sparked the offense with two threes – both on assists from Ty Marshall – in that span. The Tigers held the Jackets scoreless from that point on, and went on a 9-0 run to cut Tech's halftime lead to one, the fourth time this season the Jackets have held an advantage at the break.

The Jacket offense mustered just a 23.3 shooting percentage in the first half, going 7-of-30 from the field, while the Tigers were 10-of-25, good for a 40.0 percent conversion clip.

Tech came out of the lockerroom with a bang. Alex Montgomery hit a three at the 19 minute mark, Goodlett got a layup in the paint and Foster got a layup of her own after a Walthour steal.

Game 9: Northwestern
Dec. 1, 2010 • Atlanta, Ga.
Alexander Memorial Coliseum (873)

VISITORS: Northwestern												
#	Player	FG	3FG	FT	RB	F	TP	A	TO	BK	S	
04	Hackney	9-15	5-9	1-2	2	3	24	2	4	0	0	
25	Urban	3-5	3-3	0-0	1	2	9	1	2	0	0	
22	Jaeschke	11-18	1-2	3-3	9	4	26	2	5	4	1	
03	Marshall	1-7	0-4	2-2	2	1	4	4	2	0	2	
34	Jones	0-3	0-1	0-0	4	0	0	9	4	0	2	
12	Mocchi	0-3	0-1	0-0	1	2	0	3	1	0	0	
31	Woods	0-0	0-0	0-0	0	0	0	0	0	0	0	
TEAM		2										
Totals		24-51	9-20	6-7	21	12	63	21	18	4	5	

TOTAL FG%: 1st Half 12-28 42.9% 2nd Half: 12-23 52.2% Game: 47.1%
 3 PT FG%: 1st Half 6-14 42.9% 2nd Half: 3-6 50.0% Game: 45.0%
 FT FG%: 1st Half 1-2 50.0% 2nd Half: 5-5 100.0% Game: 85.7%

HOME: Georgia Tech												
#	Player	FG	3FG	FT	RB	F	TP	A	TO	BK	S	
15	Marshall	1-5	0-0	2-2	2	0	4	2	1	0	2	
22	Montgomery	10-15	3-5	5-6	11	3	28	3	5	0	2	
45	Goodlett	5-13	0-0	1-2	7	4	11	0	3	0	2	
05	Walthour	2-5	1-3	1-3	2	2	6	3	0	0	4	
23	Foster	4-11	0-0	1-2	7	1	9	3	3	0	2	
02	Bennett	2-4	1-2	0-0	0	2	5	1	0	0	0	
03	Taylor	0-0	0-0	0-0	0	0	0	0	0	0	0	
12	Fogdemark	0-0	0-0	0-0	0	0	0	0	0	0	0	
14	Adams	1-1	0-0	0-0	0	0	2	0	1	0	0	
32	Regins	1-3	0-0	0-0	8	1	2	0	1	0	0	
TEAM		1										
Totals		26-57	5-10	10-15	37	13	67	15	18	0	12	

TOTAL FG%: 1st Half 12-27 44.4% 2nd Half: 14-30 46.7% Game: 45.6%
 3 PT FG%: 1st Half 1-3 33.3% 2nd Half: 4-7 57.1% Game: 50.0%
 FT FG%: 1st Half 3-5 60.0% 2nd Half: 7-10 70.0% Game: 66.7%

Score by Periods	1st	2nd	Total
Northwestern	31	32	63
Georgia Tech	28	39	67

GAME 9: NORTHWESTERN

ATLANTA – Senior Alex Montgomery tallied her 12th career double-double with 28 points and 11 rebounds, but the final additions to that line were arguably her biggest of the night. She hit a three-pointer from the corner in front of her own bench with 12.6 seconds left to give Tech a 65-63 lead over the previously undefeated Northwestern Wildcats (6-1) in an ACC/Big Ten Challenge matchup at Alexander Memorial Coliseum.

After Northwestern's Kendall Hackney missed an open three-point attempt with five seconds left, Montgomery grabbed her 11th and final rebound of the night, and was immediately fouled. The senior calmly stepped to the line and hit both free throws to ice the game.

"It's amazing, Alex is so efficient, she scored 28 points on 15 shots," head coach MaChelle Joseph. "She's a big time player, and I felt like tonight she stepped up and was a big time player for us. That three in the corner was huge. A lot of people don't have the guts to take that shot."

Montgomery's 28 points were a career-high and gave the senior 11 career contests with at least 20 points. Junior center Sasha Goodlett finished with double figure points for the second time in as many games as she tossed in 11 and grabbed seven rebounds.

"We told our kids, had we not played UConn, Tennessee and Georgetown, we probably wouldn't have won this game," Joseph

Game 10: Middle Tennessee St. Dec. 3, 2010 • Atlanta, Ga. Alexander Memorial Coliseum (902)

Game 11: #21/22 Georgia Dec. 5, 2010 • Atlanta, Ga. Alexander Memorial Coliseum (5,015)

Game 12: Portland State Dec. 21, 2010 • Portland, Ore. Stott Center (834)

VISITORS: Middle Tennessee State

#	Player	FG	3FG	FT	RB	F	TP	A	TO	BK	S
21	Rowe	4-8	0-0	2-3	5	3	10	2	3	0	2
50	Stewart	4-8	0-0	0-0	4	2	8	1	1	2	0
20	Stewart	2-12	2-7	1-2	0	2	7	2	2	0	2
24	Jones	3-6	2-5	0-0	3	0	8	5	3	1	0
30	Lanning	3-7	2-5	0-0	2	1	8	2	4	0	1
01	Brinkley	0-1	0-1	0-0	0	1	0	0	0	0	0
11	Ajanaku	0-0	0-0	0-0	0	0	0	0	1	0	0
13	Elie	3-7	0-0	0-0	3	2	6	1	2	0	0
14	Raynor	0-0	0-0	1-2	1	1	1	0	1	0	1
23	March	0-1	0-0	0-0	2	1	0	0	0	0	0
32	Luffman	0-1	0-1	0-0	0	0	0	0	0	1	0
44	McFadden	0-0	0-0	0-0	0	0	0	0	1	0	0
52	Leonard	0-1	0-1	0-0	0	2	0	0	0	0	2
TEAM											
Totals		19-52	6-20	4-7	23	15	48	13	20	4	8

TOTAL FG%:	1st Half	8-24	33.3%	2nd Half:	11-28	39.3%	Game:	36.5%
3 PT FG%:	1st Half	2-7	28.6%	2nd Half:	4-13	30.8%	Game:	30.0%
FT FG%:	1st Half	2-4	50.0%	2nd Half:	2-3	66.7%	Game:	57.1%

HOME: Georgia Tech

#	Player	FG	3FG	FT	RB	F	TP	A	TO	BK	S
22	Montgomery	5-10	2-4	4-4	10	4	16	5	3	1	3
23	Foster	0-4	0-0	2-2	3	2	2	4	5	1	1
45	Goodlett	4-7	0-0	0-0	3	1	8	0	2	1	0
05	Walthour	3-6	1-2	2-2	1	0	9	4	3	0	2
15	Marshall	6-10	0-0	1-3	2	2	13	0	3	0	1
01	Maye	0-0	0-0	1-2	1	0	1	0	1	0	0
02	Bennett	1-5	0-2	0-0	8	1	2	1	1	0	2
03	Taylor	0-0	0-0	0-0	0	0	0	1	0	0	1
12	Fogdemark	0-2	0-1	0-0	0	0	0	0	0	0	0
14	Adams	4-6	0-0	1-3	5	0	9	1	0	0	0
24	Bivins	0-0	0-0	0-0	0	0	0	0	0	0	0
32	Regins	1-1	0-0	4-4	2	2	6	1	3	0	0
44	Blain	1-1	0-0	0-0	1	0	2	0	0	0	0
TEAM											
Totals		25-52	3-9	15-20	41	12	68	17	22	3	10

TOTAL FG%:	1st Half	12-25	48.0%	2nd Half:	13-27	48.1%	Game:	48.1%
3 PT FG%:	1st Half	1-5	20.0%	2nd Half:	2-4	50.0%	Game:	33.3%
FT FG%:	1st Half	4-5	80.0%	2nd Half:	11-15	73.3%	Game:	75.0%

Score by Periods	1st	2nd	Total
Middle Tennessee State	20	28	48
Georgia Tech	29	39	68

GAME 10: MIDDLE TENNESSEE STATE

ATLANTA – Head Coach MaChelle Joseph calls Alex Montgomery a “big-time player” and the senior co-captain proved her coach right in a 68-48 win over the Middle Tennessee State Blue Raiders at Alexander Memorial Coliseum.

Montgomery posted game-highs of 16 points on 5-of-10 shooting and 10 rebounds for her third consecutive double-double and 13th of her career to lead Tech. She showed she can do it all for the Jackets as she dished out a game-high tying five assists and plucked a contest-best three steals.

The contest got off to a back-and-forth start, which saw the Jackets jump out to a 4-0 lead in the first 1:05, but the Blue Raiders bounced back, putting together a 9-0 run to build a 9-4 lead at the 15:18 mark of the first stanza. Tech grabbed an 11-9 lead on a Nisha Adams jumper at the 13:03 point and never looked back. The Jacket defense held the Blue Raiders without a field goal for 5:26 late in the first half, but managed only to turn a 19-16 lead into a 27-18 edge.

Tech went into the lockerroom with a 29-20 lead after 20 minutes and improved to 4-1 on the year when owning an advantage at intermission.

Freshman Ty Marshall returned to her early season form, tossing in 13 points in only 19 minutes of action. It marked the first time Marshall has been in double digits since she scored 17 against Georgetown in Tech's opening game of the Paradise Jam on Nov. 25, five games ago.

Point guard Metra Walthour continues to run the offense with efficiency, as the junior scored nine points and dished out four assists. Adams, who has come off the bench since Deja Foster's return was extremely efficient in her action. Adams finished with nine points on 4-of-6 shooting and grabbed five rebounds in only 14 minutes. Foster had her first off game of her short season thus far, finishing with only two points and three rebounds, but tallied four assists.

Junior center Sasha Goodlett was effective in the paint against the smaller MTSU lineup as she finished with eight points on 4-of-7 shooting and added three boards. Junior Mo Bennett brought an energy boost to the lineup, hauling in eight caroms in addition to a pair of steals for Tech.

VISITORS: Georgia

#	Player	FG	3FG	FT	RB	F	TP	A	TO	BK	S
03	Armstrong	1-4	1-2	1-2	7	1	4	1	0	1	0
12	Hassell	6-12	0-0	1-2	5	1	13	0	2	1	0
21	Phillips	4-12	0-0	1-2	15	3	9	3	4	0	1
10	James	3-12	0-3	0-0	2	2	6	3	5	0	4
11	Mitchell	3-6	0-0	2-5	8	3	8	1	1	1	0
01	Miller	3-12	0-5	2-4	1	1	8	2	1	0	0
04	Ransford	2-5	1-1	0-0	1	1	5	1	2	1	0
23	Willis	0-4	0-0	0-0	5	2	0	0	0	0	0
TEAM											
Totals		22-67	2-11	7-15	50	14	53	11	16	4	5

TOTAL FG%:	1st Half	14-33	42.4%	2nd Half:	8-34	23.5%	Game:	32.8%
3 PT FG%:	1st Half	2-5	40.0%	2nd Half:	0-6	0.0%	Game:	18.2%
FT FG%:	1st Half	1-2	50.0%	2nd Half:	6-13	46.2%	Game:	46.7%

HOME: Georgia Tech

#	Player	FG	3FG	FT	RB	F	TP	A	TO	BK	S
22	Montgomery	6-11	3-5	3-4	4	3	18	3	4	0	0
23	Foster	1-1	0-0	1-2	5	3	3	2	2	1	1
45	Goodlett	4-8	0-0	1-4	6	3	9	4	2	3	1
05	Walthour	6-11	2-5	2-2	3	2	16	5	0	2	4
15	Marshall	9-21	1-2	1-1	5	1	20	4	2	0	2
02	Bennett	1-1	0-0	0-0	0	0	2	0	0	1	0
03	Taylor	0-0	0-0	0-0	0	0	0	0	0	0	0
10	Hamilton-Carter	0-1	0-0	0-0	0	0	0	0	0	0	0
14	Adams	0-2	0-0	0-0	0	0	0	0	0	0	0
32	Regins	0-0	0-0	1-2	4	2	1	0	0	0	1
TEAM											
Totals		27-56	6-12	9-15	29	14	69	18	11	7	9

TOTAL FG%:	1st Half	13-28	46.4%	2nd Half:	14-28	50.0%	Game:	48.2%
3 PT FG%:	1st Half	5-6	83.3%	2nd Half:	1-6	16.7%	Game:	50.0%
FT FG%:	1st Half	4-6	66.7%	2nd Half:	5-9	55.6%	Game:	60.0%

Score by Periods	1st	2nd	Total
#21/22 Georgia	31	22	53
Georgia Tech	35	34	69

GAME 11: GEORGIA

ATLANTA – Strong performances from Ty Marshall, Alex Montgomery, and Metra Walthour powered the Yellow Jackets to a 69-53 win over the 21/22 ranked Georgia Lady Bulldogs in front of 5,015 fans at Alexander Memorial Coliseum. The 16-point margin was the Jackets largest win ever over the in-state rivals.

True freshman Ty Marshall led the Jackets with 20 points, her sixth game in double figures this season and second game breaking 20 points, both coming against ranked opponents. She added four assists and two steals as well.

Senior guard Alex Montgomery had 18 points and three assists. She led the Jackets from long-range, connecting on 3-of-5 three-pointers, and has scored at least 16 points in three straight games.

Metra Walthour was the third Jacket to get double digit points, contributing with 16 and adding four steals, five assists, and zero turnovers.

Georgia Tech held a four point lead at halftime, leading 35-31, and managed to extend its lead by outscoring Georgia 34-22 in the second half to get the victory. Tech improved to 5-1 on the season when taking an advantage into intermission.

Georgia Tech made five straight shots from the field—all of them layups or from close in—and knocked down three free throws to stretch it from 37-36 to 50-39 with just over 13 minutes remaining. The Lady Bulldogs went 1-of-5 during that stretch, turned it over four times.

The Lady Bulldogs dominated on the boards, outrebounding Tech 50-29, including 26 offensive rebounds, and is only the second time this season that Tech has been outrebounded. Georgia was led by forward Porsha Phillips, who had a game-high 15 rebounds. Sasha Goodlett pulled down six boards to lead Tech.

The Jackets blocked a season-high seven shots Sunday. Goodlett had a season-high three blocks, and Walthour added two. Tech was successful in pushing the pace of the game.

VISITORS: Georgia Tech

#	Player	FG	3FG	FT	RB	F	TP	A	TO	BK	S
22	Montgomery	5-10	4-7	0-0	9	2	14	2	3	0	2
45	Goodlett	6-7	0-0	1-2	3	1	13	0	5	0	1
05	Walthour	3-5	0-1	2-2	2	1	8	8	1	0	5
15	Marshall	3-10	0-0	2-4	5	4	8	2	0	0	2
23	Foster	3-5	0-0	0-0	6	3	6	1	3	0	1
01	Maye	1-2	0-0	1-1	1	0	3	0	1	0	0
02	Bennett	1-3	0-1	2-2	4	2	4	1	0	0	0
03	Taylor	0-0	0-0	2-2	0	0	2	1	3	0	2
10	Hamilton-Carter	0-2	0-0	3-4	5	4	3	0	3	0	0
11	Ngoie-Hasahya	0-1	0-1	0-0	0	0	0	0	1	0	0
12	Fogdemark	0-0	0-0	0-0	0	1	0	0	0	0	0
14	Adams	0-0	0-0	0-0	1	0	0	0	1	2	1
24	Bivins	0-0	0-0	0-0	0	0	0	0	0	0	0
32	Regins	3-4	0-0	2-4	3	3	8	0	4	0	1
TEAM											
Totals		25-49	4-10	15-21	44	22	69	15	25	2	15

TOTAL FG%:	1st Half	17-28	60.7%	2nd Half:	8-21	38.1%	Game:	51.0%
3 PT FG%:	1st Half	4-7	57.1%	2nd Half:	0-3	0.0%	Game:	40.0%
FT FG%:	1st Half	3-4	75.0%	2nd Half:	12-17	70.6%	Game:	71.4%

HOME: Portland State

#	Player	FG	3FG	FT	RB	F	TP	A	TO	BK	S
14	Samms	2-3	0-0	2-2	1	1	6	1	0	0	0
22	Valentine	1-9	0-2	0-0	6	5	2	1	8	1	2
21	Jones	7-11	3-6	5-6	4	0	22	3	0	2	0
23	VanBrocklin	3-11	1-5	3-4	5	4	10	2	3	0	0
33	Bishop	0-4	0-2	1-2	1	1	1	1	1	0	3
02	Lampman	1-6	0-3	0-0	1	0	2	0	2	0	0
20	Marchant	0-1	0-1	1-2	1	0	1	1	2	0	2
32	Wade	2-4	0-0	0-3	2	3	4	1	0	0	0
34	Brock	0-2	0-0	0-0	0	1	0	0	0	0	0
44	Cremer	2-6	0-0	1-4	0	1	5	0	0	0	1
45	Egwuatu	0-0	0-0	0-0	0	0	0	0	0	0	0
TEAM											
Totals		18-57	4-19	13-23	29	16	53	9	19	1	10

TOTAL FG%:	1st Half	9-29	31.0%	2nd Half:	9-28	32.1%	Game:	31.6%
3 PT FG%:	1st Half	3-13	23.1%	2nd Half:	1-6	16.7%	Game:	21.1%
FT FG%:	1st Half	6-10	60.0%	2nd Half:	7-13	53.8%	Game:	56.5%

Score by Periods

Game 13: Washington
Dec. 23, 2010 • Seattle, Wash.
Hec Edmundson Pavilion (1,789)

Game 14: Mercer
Dec. 28, 2010 • Atlanta, Ga.
Alexander Memorial Coliseum (1,950)

Game 15: Tennessee State
Dec. 30, 2010 • Atlanta, Ga.
Alexander Memorial Coliseum (1,785)

VISITORS: Georgia Tech

#	Player	FG	3FG	FT	RB	F	TP	A	TO	BK	S
22	Montgomery	8-11	4-4	0-0	8	2	20	0	6	0	4
45	Goodlett	2-6	0-0	1-2	1	2	5	0	0	0	0
05	Walthour	0-1	0-1	0-0	1	2	0	3	3	0	0
15	Marshall	6-13	0-0	2-3	7	2	14	2	1	1	0
23	Foster	0-2	0-0	3-4	4	3	3	1	1	0	1
01	Maye	0-2	0-0	0-0	0	2	0	2	1	0	1
02	Bennett	1-1	0-0	0-0	2	1	2	0	2	1	3
03	Taylor	0-1	0-0	0-0	0	1	0	1	0	0	0
10	Hamilton-Carter	2-3	0-0	2-3	2	3	6	1	0	0	1
11	Ngoie-Hasahya	0-0	0-0	0-0	0	0	0	0	0	0	0
12	Fogdemark	1-3	1-3	0-0	0	0	3	0	0	0	0
14	Adams	2-3	0-0	0-0	2	0	4	0	0	0	0
32	Regins	0-3	0-0	2-2	1	0	2	0	0	0	0
44	Blain	0-0	0-0	1-2	1	0	1	0	0	0	0
TEAM		6									
Totals		22-49	5-8	11-16	35	18	60	10	14	2	10

TOTAL FG%: 1st Half 9-21 42.9% 2nd Half: 13-28 46.4% Game: 44.9%
3 PT FG%: 1st Half 2-3 66.7% 2nd Half: 3-5 60.0% Game: 62.5%
FT FG%: 1st Half 6-9 66.7% 2nd Half: 5-7 71.4% Game: 68.8%

HOME: Washington

#	Player	FG	3FG	FT	RB	F	TP	A	TO	BK	S
22	Barlow	3-9	0-0	0-0	2	1	6	0	3	1	0
34	Williams	2-6	0-0	2-3	3	2	6	0	3	0	0
33	Argens	0-1	0-0	0-0	1	5	0	0	2	1	1
10	Kingma	2-8	1-5	1-3	7	1	6	1	1	1	3
12	Morton	0-5	0-4	0-0	2	1	0	2	11	1	0
11	Johnson	0-0	0-0	0-0	0	1	0	0	0	0	0
23	Moore	0-2	0-0	0-1	0	1	0	1	0	1	0
30	Fortier	0-1	0-0	0-0	1	0	0	0	1	0	0
40	Heard	3-8	0-0	3-6	8	2	9	0	1	1	1
TEAM		1									
Totals		10-40	1-9	6-13	25	14	27	4	22	6	5

TOTAL FG%: 1st Half 7-24 29.2% 2nd Half: 3-16 18.8% Game: 25.0%
3 PT FG%: 1st Half 1-3 33.3% 2nd Half: 0-6 0.0% Game: 11.1%
FT FG%: 1st Half 3-6 50.0% 2nd Half: 3-7 42.9% Game: 46.2%

Score by Periods	1st	2nd	Total
Georgia Tech	26	34	60
Washington	18	9	27

GAME 13: WASHINGTON

SEATTLE – Senior Alex Montgomery was playing in front of a large contingency of family and friends at Washington, and she certainly didn't disappoint as Georgia Tech won its sixth straight game, 60-27, over the Washington Huskies in Seattle.

Montgomery, from nearby Tacoma, Wash., converted a three just five seconds into the game and finished with game-highs of 20 points and eight rebounds as Tech rolled to the win. Freshman Ty Marshall bounced back from a rough shooting night in the Jackets last outing against Portland State to finish with 14 points.

The Jacket defense was equally impressive, limiting the Huskies to only nine second half points. Washington went without a field goal from the 15:54 point of the second frame until just 36 seconds left, a span of 15:18.

Montgomery, playing in front of a large contingency of hometown family and friends, started the game with a bang. She made a three just five seconds in and had Tech's first seven points and nine of its opening 10. She was perfect on all five of her first half shots, including a pair of threes.

Montgomery began the second half in similar fashion as the first, hitting a three. Her third triple of the night came at the 17:50 mark and in front of the Georgia Tech bench and cheering section, sending the latter into a frenzied cheer, and forcing a Washington timeout.

Marshall found her stroke early on against the Huskies, making 4-of-8 first half attempts as she was in double digits by the break.

VISITORS: Mercer

#	Player	FG	3FG	FT	RB	F	TP	A	TO	BK	S
05	Smith	1-1	0-0	1-3	1	2	3	1	3	0	2
23	Hazel	2-7	0-0	3-4	3	3	7	0	5	1	1
02	Williams	4-16	3-8	1-3	3	1	12	2	5	0	0
21	Grant	4-11	1-4	0-0	1	1	9	3	5	1	1
22	Boykin	1-6	0-1	0-0	0	2	2	1	6	0	1
10	Barnes	0-3	0-0	0-0	0	0	0	1	0	0	0
11	Clanton	1-2	1-2	0-0	0	0	3	0	0	0	0
14	Phillips	3-7	0-0	0-0	5	2	6	0	0	2	3
24	Blakney	0-5	0-3	0-0	1	0	0	0	1	0	0
30	Carter	1-1	0-0	0-0	1	1	2	1	0	0	0
TEAM		7									
Totals		17-59	5-18	5-10	22	12	44	9	25	4	8

TOTAL FG%: 1st Half 11-29 37.9% 2nd Half: 6-30 20.0% Game: 28.8%
3 PT FG%: 1st Half 4-11 36.4% 2nd Half: 1-7 14.3% Game: 27.8%
FT FG%: 1st Half 2-3 66.7% 2nd Half: 3-7 42.9% Game: 50.0%

HOME: Georgia Tech

#	Player	FG	3FG	FT	RB	F	TP	A	TO	BK	S
10	Hamilton-Carter	0-1	0-0	0-0	2	3	0	0	2	0	0
22	Montgomery	3-9	3-8	0-0	5	1	9	6	2	0	3
05	Walthour	1-3	0-1	0-0	0	0	2	4	1	0	3
15	Marshall	12-16	0-0	1-2	7	1	25	2	1	0	1
23	Foster	4-9	0-0	2-2	10	2	10	5	1	0	4
01	Maye	4-5	0-1	0-0	4	1	8	8	4	0	3
02	Bennett	2-3	1-1	0-0	0	0	5	3	2	0	1
03	Taylor	1-1	0-0	2-2	0	2	4	0	0	0	1
11	Ngoie-Hasahya	1-1	1-1	0-0	1	0	3	0	0	0	0
12	Fogdemark	2-2	0-0	0-0	1	1	4	0	0	0	0
14	Adams	1-2	0-0	0-0	3	1	2	0	1	0	1
24	Bivins	0-0	0-0	0-0	0	1	0	0	1	0	1
32	Regins	7-12	0-0	0-1	5	2	14	0	4	0	2
44	Blain	1-1	0-0	0-0	0	1	2	0	0	0	0
45	Goodlett	5-6	0-0	3-4	4	0	13	0	0	1	0
TEAM		8									
Totals		44-71	5-12	8-11	50	16	101	28	19	1	20

TOTAL FG%: 1st Half 23-35 65.7% 2nd Half: 21-36 58.3% Game: 62.0%
3 PT FG%: 1st Half 2-4 50.0% 2nd Half: 3-8 37.5% Game: 41.7%
FT FG%: 1st Half 3-6 50.0% 2nd Half: 5-5 100.0% Game: 72.7%

Score by Periods	1st	2nd	Total
Mercer	28	16	44
Georgia Tech	51	50	101

GAME 14: MERCER

ATLANTA – The Georgia Tech women's basketball team opened its contest against Mercer looking like it was still full from Christmas dinner, but the Jackets quickly snapped out of it and went on to rout the Mercer Bears, 101-44, Tuesday night at Alexander Memorial Coliseum.

Tech won its seventh straight game and improved to 10-4 on the season, while Mercer dropped its fifth straight outing and fell to 1-10 on the season.

Tech failed to score for nearly the first two minutes of the game, but sprang to life and opened the game on a 16-2 run. The Bears were able to cut the Jacket lead to 11 midway through the first half, but Tech answered and extended its lead back to 23 at the break, 51-28, shooting 65.7 percent in the first half. The 51 points Tech scored in the first half were the most the Jackets have put up in the first 20 minutes this season.

As impressive as the offensive showing was in the opening 20 minutes, the trademark Jacket defense was the story as the final 20 began. After limiting Washington to only nine second half points in its last game, Tech held Mercer without a field goal from the 0:57 mark of the first half until just 8:54 remained in the game, a span of 12:03 during which span the Jackets went on a 32-0 run.

While the Jacket defense shut down the Bears in the second half, the Tech offense continued to roll along, as GT put up 50 second half points and surpassed the century mark for the first time since tallying 101 in a double overtime game against Virginia on March 2, 2008, at the ACC Tournament. It is the first time since Joseph took over the helm of the Jackets that Tech scored 100 points in regulation.

Freshman Tyauna Marshall led four Yellow Jackets in double figures with a career-best 25 points on 12-of-16 shooting in only 19 minutes. Senior Deja Foster notched her fifth career double-double and first of the season with 10 points and 10 rebounds.

Junior Chelsea Regins came off the bench to tally 14 points, one off her career-high of 15, and added five boards and two steals. Junior Sasha Goodlett didn't start a game she played in for the first time this season, but tossed in 13 points on 5-of-6 shooting.

VISITORS: Tennessee State

#	Player	FG	3FG	FT	RB	F	TP	A	TO	BK	S
32	Foster	0-4	0-2	0-0	4	3	0	0	2	0	0
35	Hopes	0-2	0-1	0-0	1	0	0	0	2	0	1
04	Haynes	0-1	0-1	0-0	1	0	0	0	2	0	0
10	Stafford	0-12	0-2	1-2	4	1	1	0	5	0	1
21	Shuler	1-3	0-1	0-0	3	1	2	0	5	0	0
01	Brimm	1-8	0-2	4-6	1	3	6	0	3	1	1
03	Mumford	0-6	0-2	0-0	2	0	0	0	3	0	1
11	Jones	1-5	0-0	0-0	3	3	2	0	1	0	1
20	Tate	0-2	0-1	0-0	0	1	0	0	2	0	0
22	Hess	0-3	0-1	0-0	0	0	0	0	2	0	0
23	Morris	0-4	0-0	0-2	8	1	0	0	7	0	0
44	Gaston	0-0	0-0	0-0	3	1	0	0	1	1	0
TEAM		5									
Totals		3-50	0-13	5-10	35	14	11	0	35	2	5

TOTAL FG%: 1st Half 0-24 0.0% 2nd Half: 3-26 11.5% Game: 6.0%
3 PT FG%: 1st Half 0-8 0.0% 2nd Half: 0-5 0.0% Game: 0.0%
FT FG%: 1st Half 3-4 75.0% 2nd Half: 2-6 33.3% Game: 50.0%

HOME: Georgia Tech

#	Player	FG	3FG	FT	RB	F	TP	A	TO	BK	S
10	Hamilton-Carter	1-6	0-0	0-0	5	0	2	2	1	0	2
22	Montgomery	5-12	0-4	1-1	11	0	11	2	3	0	2
45	Goodlett	5-10	0-0	0-0	5	4	10	2	1	1	2
05	Walthour	1-2	1-2	2-2	1	1	5	4	0	0	3
15	Marshall	8-10	0-0	0-0	3	0	16	1	1	1	2
01	Maye	4-7	1-1	0-2	1	0	9	3	4	0	3
02	Bennett	1-7	0-1	2-4	4	2	4	3	0	0	3
03	Taylor	0-1	0-0	0-0	1	1	0	0	0	0	2
11	Ngoie-Hasahya	1-3	1-3	0-0	1	0	3	0	1	1	0
12	Fogdemark	2-5	2-4	0-0	1	1	6	1	1	0	0
14	Adams	0-1	0-0	0-2	7	3	0	1	1	3	0
24	Bivins	0-3	0-0	0-1	4	1	0	0	0	1	1
32	Regins	5-6	0-0	6-7	6	1	16	2	2	0	0
44	Blain	0-2	0-2	0-0	2	0	0	1	0	0	3
TEAM		7									
Totals		33-75	5-17	11-19	59	14	82	22	15	7	23

TOTAL FG%: 1st Half 20-43 46.5% 2nd Half: 13-32 40.6% Game: 44.0%
3 PT FG%: 1st Half 3-9 33.3% 2nd Half: 2-8 25.0% Game: 29.4%
FT FG%: 1st Half 6-13 46.2% 2nd Half: 5-6 83.3% Game: 57.9%

Score by Periods	1st	2nd	Total
Tennessee State	3	8	11
Georgia Tech	49	33	82

GAME 15: TENNESSEE STATE

ATLANTA – The Georgia Tech women's basketball team opened its game with Tennessee State in nearly identical fashion as the way the last contest with Mercer ended, shooting very well and playing extremely good defense.

The defense was unlike the NCAA has ever seen before, tying the record for fewest points allowed in a half (three) and setting the record for fewest points allowed in an NCAA Division I game (11).

Game 16: Jacksonville State
Jan. 2, 2011 • Atlanta, Ga.
Alexander Memorial Coliseum (1,413)

VISITORS: Jacksonville State

#	Player	FG	3FG	FT	RB	F	TP	A	TO	BK	S
20	Manning	4-10	2-4	2-4	8	1	12	2	5	0	1
44	Vaughn	3-5	0-0	0-1	6	5	6	2	5	1	3
02	Beneby	0-1	0-0	0-0	0	3	0	1	1	0	0
10	Pitts	0-2	0-2	0-0	0	1	0	0	2	0	0
25	Wiley	6-12	2-4	5-7	4	1	19	3	6	0	2
03	McCarthy	2-10	1-6	0-0	1	2	5	4	4	0	2
14	Lane	1-4	0-3	0-0	0	1	2	1	2	1	1
21	Hill	0-2	0-0	0-0	3	1	0	0	0	0	0
23	Carmin	4-7	0-1	0-1	3	2	8	1	1	0	0
	TEAM				3				1		
	Totals	20-53	5-20	7-13	28	17	52	14	27	2	9

TOTAL FG%: 1st Half 9-23 39.1% 2nd Half: 11-30 36.7% Game: 37.7%
3 PT FG%: 1st Half 3-10 30.0% 2nd Half: 2-10 20.0% Game: 25.0%
FT FG%: 1st Half 3-4 75.0% 2nd Half: 4-9 44.4% Game: 53.8%

HOME: Georgia Tech

#	Player	FG	3FG	FT	RB	F	TP	A	TO	BK	S
22	Montgomery	6-16	2-8	6-6	10	0	20	2	0	0	6
23	Foster	0-1	0-0	0-0	4	0	0	3	3	0	0
45	Goodlett	1-2	0-0	4-4	6	2	6	1	0	1	0
05	Walthour	3-6	1-3	0-2	2	0	7	3	3	1	2
15	Marshall	11-16	0-0	3-3	2	0	25	3	2	0	4
01	Maye	1-3	0-1	0-0	2	1	2	6	3	0	2
02	Bennett	1-1	0-0	0-0	0	1	2	1	2	0	1
03	Taylor	0-1	0-1	0-0	0	0	0	0	0	0	0
10	Hamilton-Carter	1-2	0-0	0-0	1	2	2	0	2	0	3
11	Ngoie-Hasahya	1-1	1-1	0-0	1	0	3	0	0	0	0
12	Fogdemark	1-2	1-2	1-4	1	1	4	1	1	1	0
14	Adams	1-3	0-0	0-0	3	3	2	0	0	0	0
24	Bivins	0-0	0-0	0-0	0	0	0	0	0	1	1
32	Regins	4-7	0-0	0-0	4	3	8	0	2	1	0
44	Blain	0-0	0-0	0-0	0	0	0	0	0	0	0
	TEAM				5				1		
	Totals	31-61	5-16	14-19	41	13	81	20	19	5	19

TOTAL FG%: 1st Half 13-31 41.9% 2nd Half: 18-30 60.0% Game: 50.8%
3 PT FG%: 1st Half 1-10 10.0% 2nd Half: 4-6 66.7% Game: 31.3%
FT FG%: 1st Half 8-9 88.9% 2nd Half: 6-10 60.0% Game: 73.7%

Score by Periods	1st	2nd	Total
Jacksonville State	24	28	52
Georgia Tech	35	46	81

GAME 16: JACKSONVILLE STATE

ATLANTA – The Georgia Tech women's basketball team opened the 2011 calendar year and closed out the non-conference portion of its slate with an 81-52 win over Jacksonville State Jan. 2.

The Jackets extended their winning streak to nine, the longest winning streak since head coach MaChelle Joseph took over the program prior to the 2003-04 season and the longest since the Jackets won 10 straight from Nov. 26, 2002, to Dec. 31, 2002.

Freshman Ty Marshall capped an outstanding and incredibly efficient week by tying her career-high with 25 points on 11-of-16 shooting. For the week, Marshall had more points, 66, than minutes played, 60. Against the Gamecocks, Marshall grabbed a career-best four steals, added three assists and two steals.

Marshall got the scoring going quick again for the Jackets as she corralled the opening tip and hit a jumper just 17 seconds in. Her layup at the 16:01 mark capped a 12-0 Tech run to open the game. By the time the two sides headed into the lockerroom for the halftime break, Marshall had already tallied her 11th career double-digit scoring game.

Tech opened the game dominating Jacksonville State at both ends of the floor, building a 28-8 lead with a Marshall layup at the 9:43 mark. However, the Gamecocks fought back, pulling within six, 30-24, on a Danielle Vaughn jumper in the paint with just over two minutes remaining in the half. A quick Tech five-point run pushed the Jackets' lead to 11, 35-24. It was the 11th time this year the Jackets have held an advantage at intermission and improved to 10-1 in those games.

The Jackets opened the final 20 minutes on a 21-2 run, building a 56-26 on a Marshall three-point play at the 15:18 mark of the second half.

In addition to Marshall, senior Alex Montgomery tallied her sixth double-double of the season and 15th of her career with 20 points and 10 rebounds. She grabbed a game-high six steals, setting a new season-high.

Game 17: #8/8 North Carolina
Jan. 6, 2011 • Atlanta, Ga.
Alexander Memorial Coliseum (1,261)

VISITORS: North Carolina

#	Player	FG	3FG	FT	RB	F	TP	A	TO	BK	S
51	Breland	6-14	0-1	3-3	5	3	15	2	3	0	1
20	Shegog	0-2	0-0	2-2	2	3	2	1	1	0	0
22	DeGraffenreid	2-5	1-2	0-0	0	3	5	3	0	3	0
44	Ruffin-Pratt	1-8	0-2	1-2	3	2	3	1	2	0	2
50	Lucas	9-17	3-9	0-0	4	1	21	3	3	0	1
01	White	0-3	0-1	0-0	0	3	0	3	1	0	1
21	Gross	3-4	0-0	0-0	2	1	6	0	2	1	2
32	Rolle	5-7	0-0	2-4	3	1	12	0	1	1	2
33	Broomfield	3-4	0-0	0-0	6	0	6	0	0	1	1
	TEAM				4				2		
	Totals	29-64	4-15	8-11	29	17	70	15	18	4	13

TOTAL FG%: 1st Half 15-38 39.5% 2nd Half: 14-26 53.8% Game: 45.3%
3 PT FG%: 1st Half 1-8 12.5% 2nd Half: 3-7 42.9% Game: 26.7%
FT FG%: 1st Half 3-6 50.0% 2nd Half: 5-5 100.0% Game: 72.7%

HOME: Georgia Tech

#	Player	FG	3FG	FT	RB	F	TP	A	TO	BK	S
22	Montgomery	4-7	3-6	2-2	9	3	13	2	2	0	2
23	Foster	1-3	0-0	1-2	4	1	3	3	4	0	3
45	Goodlett	3-5	0-0	5-8	7	3	11	0	4	0	0
05	Walthour	4-11	1-4	3-4	2	1	12	5	3	0	4
15	Marshall	8-20	1-2	7-8	7	1	24	3	4	1	1
01	Maye	0-0	0-0	0-0	0	0	0	0	0	0	0
02	Bennett	1-2	0-1	0-0	0	1	2	0	1	0	0
10	Hamilton-Carter	0-0	0-0	0-0	0	0	0	0	0	0	0
12	Fogdemark	1-1	1-1	0-0	0	0	3	0	1	0	0
14	Adams	0-0	0-0	0-0	0	0	0	0	0	0	0
32	Regins	0-3	0-0	3-4	3	3	3	0	4	0	0
	TEAM				7						
	Totals	22-52	6-14	21-28	39	13	71	13	23	1	10

TOTAL FG%: 1st Half 8-20 40.0% 2nd Half: 14-32 43.8% Game: 42.3%
3 PT FG%: 1st Half 1-4 25.0% 2nd Half: 5-10 50.0% Game: 42.9%
FT FG%: 1st Half 16-20 80.0% 2nd Half: 5-8 62.5% Game: 75.0%

Score by Periods	1st	2nd	Total
#8/8 North Carolina	34	36	70
Georgia Tech	33	38	71

GAME 17: #8/8 NORTH CAROLINA

ATLANTA – Georgia Tech overcame a seven-point deficit with a just over a minute remaining, scoring the last eight points to beat the previously undefeated eighth-ranked North Carolina Tar Heels, 71-70. The win was Tech's second over a ranked opponent this season.

The trademark pressing defense that head coach MaChelle Joseph has instilled in the Georgia Tech program shined big for the Yellow Jackets down the stretch as Tech won its 10th straight game and earned its first back-to-back wins over North Carolina since Jan. 9 and Feb. 22, 1991.

With her team trailing 70-63, Joseph called a timeout with 1:06 remaining. Coming out of the timeout, freshman Ty Marshall hit her second career-three pointer from well beyond the three-point line as the shot clock nearly ran out to pull Tech within 70-66 at the 1:06 mark. The Tar Heels weren't able to inbound the ball and were called for a five-second violation, giving the Jackets possession.

Deja Foster came through with the play of the game. The senior connected on a layup that brought the Jackets to within a possession with 28 seconds left. She immediately stole the ensuing UNC inbound pass and found an open Metra Walthour who nailed a three-pointer to give Tech the lead.

In the final 10 seconds, the Jackets survived a missed three by UNC's Italee Lucas and a short jumper by Jessica Breland to earn their third consecutive home win over the Tar Heels.

Marshall led four Yellow Jackets in double figures with a game-high 24 points, her fifth career game with at least 20 points. Senior Alex Montgomery added 13 points and a game-high nine rebounds.

Walthour finished with 12 points, five assists and four steals, while playing nearly the entire contest. Junior center Sasha Goodlett, who Joseph credited with playing a big game inside, added 11 points and seven rebounds.

Game 18: Clemson
Jan. 9, 2011 • Clemson, S.C.
Littlejohn Coliseum (1,024)

VISITORS: Georgia Tech

#	Player	FG	3FG	FT	RB	F	TP	A	TO	BK	S
15	Marshall	5-11	0-0	0-0	4	1	10	3	3	0	4
23	Foster	3-7	0-0	0-1	4	3	6	2	1	1	1
45	Goodlett	5-9	0-0	5-8	8	1	15	1	0	1	0
05	Walthour	4-9	2-4	0-2	2	1	10	4	2	0	5
22	Montgomery	4-9	3-7	2-2	6	2	13	1	0	0	2
01	Maye	0-3	0-2	0-0	0	0	0	1	1	0	1
02	Bennett	1-3	0-1	0-1	1	2	2	1	0	0	0
10	Hamilton-Carter	0-0	0-0	0-0	1	1	0	0	1	1	0
11	Ngoie-Hasahya	0-0	0-0	0-0	0	0	0	0	0	0	0
12	Fogdemark	0-0	0-0	0-0	1	0	0	0	1	0	0
14	Adams	2-2	0-0	0-1	0	2	4	0	0	0	1
32	Regins	1-2	0-0	2-4	3	1	4	1	2	0	0
	TEAM				7				1		
	Totals	25-57	5-14	9-19	37	14	64	14	12	3	14

TOTAL FG%: 1st Half 13-30 43.3% 2nd Half: 12-27 44.4% Game: 43.9%
3 PT FG%: 1st Half 3-9 33.3% 2nd Half: 2-5 40.0% Game: 35.7%
FT FG%: 1st Half 3-6 50.0% 2nd Half: 6-13 46.2% Game: 47.4%

HOME: Clemson

#	Player	FG	3FG	FT	RB	F	TP	A	TO	BK	S
24	Tate	2-6	0-0	0-0	6	1	4	0	3	1	0
31	Mason	3-4	0-0	1-2	6	1	7	1	2	2	0
03	Smith	1-2	0-0	0-0	1	1	2	1	3	0	0
10	Wright	0-6	0-3	0-0	6	2	0	4	7	0	0
22	Thomas	6-15	5-8	0-0	1	2	17	2	3	0	0
12	Pettaway	1-2	0-0	1-2	5	1	3	0	0	0	0
23	Dunn	2-4	1-2	0-0	1	2	5	1	0	0	0
32	Shelton	5-8	2-3	1-3	5	2	13	4	3	1	1
44	Pauldo	1-3	0-1	0-0	1	2	2	0	0	0	1
	TEAM				3						
	Totals	21-50	8-17	3-7	35	14	53	13	21	4	2

TOTAL FG%: 1st Half 11-20 55.0% 2nd Half: 10-30 33.3% Game: 42.0%
3 PT FG%: 1st Half 4-8 50.0% 2nd Half: 4-9 44.4% Game: 47.1%
FT FG%: 1st Half 0-0 0.0% 2nd Half: 3-7 42.9% Game: 42.9%

Score by Periods	1st	2nd	Total
Georgia Tech	32	32	64
Clemson	26	27	53

GAME 18: CLEMSON

CLEMSON, S.C. – Georgia Tech earned its 11th straight win, setting the single-season school record for most consecutive wins, with a 64-53 victory over the Clemson Lady Tigers at Littlejohn Coliseum.

Junior Sasha Goodlett led four Yellow Jackets in double digits with 15 points, the eighth time this season she has finished in double figures. She added a game-high eight rebounds. After missing her first four field goal attempts, senior Alex Montgomery rebounded to finish 4-of-9, including three three-pointers, and 13 points.

Junior Metra Walthour finished with 10 points and game-highs of five steals and four assists. Freshman Ty Marshall tossed in 10 points, the 13th time in 18 games she has been in double-digit scoring. Marshall added three assists and four steals.

Tech began the game struggling from the field, making only seven of its first 21 shots, before finishing the half making six of the next nine.

Keeping the Jackets' in the game early was its pressure defense. Despite shooting 58 percent from the field over the first 12-plus minutes, the Lady Tigers committed 10 turnovers which led to 13 Jacket points.

One bright spot in the early struggles was the play of Goodlett and Marshall, as the pair combined to score the Jackets' first 10 points. Goodlett, who had 11 of Tech's first 22, registered her 30th career double digit scoring game by the time the game went to intermission.

The Yellow Jackets won the rebounding edge for the 16th time in 18 games this year, 37-35. Of those 37, 16 came on the offensive end and led to 18 second-chance points for the Jackets. The play of Goodlett down low helped Tech to outscore the Lady Tigers 34-20 in the paint.

Tech was able to force 21 Clemson turnovers and turned those miscues into 21 points on the offensive end.

Game 19: Virginia
Jan. 13, 2011 • Atlanta, Ga.
Alexander Memorial Coliseum (987)

VISITORS: Virginia												
#	Player	FG	3FG	FT	RB	F	TP	A	TO	BK	S	
50	Shine	2-4	0-0	0-0	2	0	4	0	3	0	1	
04	Egwu	1-1	0-0	0-0	0	2	2	0	1	1	0	
03	Kellum	3-8	0-0	5-8	3	2	11	3	4	0	0	
14	Gerson	1-2	0-1	0-0	1	0	2	0	2	0	1	
23	Franklin	3-6	0-0	1-1	3	2	7	2	3	0	0	
01	Crosby	5-9	0-1	2-3	0	3	12	3	3	0	0	
02	Edwards	1-2	0-1	0-0	2	1	2	1	1	0	1	
15	Moorer	3-8	0-2	0-0	2	3	6	3	2	0	2	
21	Pitts	1-3	0-0	0-2	5	0	2	1	1	1	2	
30	McCall	0-5	0-2	0-0	3	1	0	1	1	0	0	
TEAM												
Totals		20-48	0-7	8-14	25	14	48	14	22	2	7	

TOTAL FG%: 1st Half 8-22 36.4% 2nd Half: 12-26 46.2% Game: 41.7%
3 PT FG%: 1st Half 0-3 0.0% 2nd Half: 0-4 0.0% Game: 0.0%
FT FG%: 1st Half 3-6 50.0% 2nd Half: 5-8 62.5% Game: 57.1%

HOME: Georgia Tech												
#	Player	FG	3FG	FT	RB	F	TP	A	TO	BK	S	
22	Montgomery	6-12	0-1	2-2	9	1	14	1	0	0	2	
23	Foster	4-9	0-0	2-2	9	4	10	1	5	0	3	
45	Goodlett	6-17	0-0	2-2	9	1	14	3	2	2	0	
05	Walthour	2-7	1-4	2-2	1	2	7	9	2	0	3	
15	Marshall	7-17	0-1	2-2	6	3	16	5	3	1	2	
01	Maye	0-0	0-0	0-0	0	0	0	0	0	0	0	
02	Bennett	1-1	0-0	1-1	2	1	3	0	1	0	0	
10	Hamilton-Carter	0-0	0-0	0-0	0	2	0	0	0	0	0	
12	Fogdemark	0-0	0-0	0-0	1	0	0	0	1	0	0	
14	Adams	1-1	0-0	0-0	0	0	2	0	0	0	0	
32	Regins	1-2	0-0	0-0	0	2	2	0	1	0	0	
TEAM												
Totals		28-66	1-6	11-11	39	16	68	19	15	3	10	

TOTAL FG%: 1st Half 14-31 45.2% 2nd Half: 14-35 40.0% Game: 42.4%
3 PT FG%: 1st Half 1-4 25.0% 2nd Half: 0-2 0.0% Game: 16.7%
FT FG%: 1st Half 3-3 100.0% 2nd Half: 8-8 100.0% Game: 100%

Score by Periods	1st	2nd	Total
Virginia	19	29	48
Georgia Tech	32	36	68

GAME 19: VIRGINIA

ATLANTA – Powered by a tough defense and an efficient offense, Georgia Tech rolled to a team record 12th straight win by beating the Virginia Cavaliers 68-48. With the victory, the Jackets improve to 15-4 and 3-0 in conference play, while Virginia drops to 10-8 and 0-3 in the ACC.

Tech improved to 3-0 in conference play for only the second time in school history and first since 1992-93.

Tech was led by senior Alex Montgomery who came within one rebound of a double-double and had 14 points. Freshman Ty Marshall scored a game-high 16 points, her seventh consecutive double-figure game. Junior Metra Walthour dished out a career-best nine assists, while Marshall tied her career-high with five helpers.

The Jackets went on an 11-0 run early in the first half, pressuring the Cavaliers while holding them scoreless over seven minutes of play on the way to jumping out to a 19-6 lead.

Three players, Deja Foster, Sasha Goodlett, and Montgomery all had nine rebounds as the Jackets had a great night on the boards. The game marked the 17th time in 19 games this season the Jackets have out-rebounded their opponent, picking up 39 to Virginia's 25. Of the 39 total, 17 came on the offensive side and led to 15 second chance points.

Goodlett added 14 points, finishing in double digits for the ninth time this season and sixth time in the last eight games. Foster tossed in 10 points, the third time this season she has been in double digits, but the first since Dec. 28 against Mercer.

Tech struggled from beyond the arc, only connecting on 1-of-6, but shot 100 percent from the free throw line in 11 attempts, marking the first time in school history the Jackets have made 100 percent of their free throws in a game when shooting at least 10.

Game 20: Wake Forest
Jan. 17, 2011 • Winston-Salem, N.C.
Lawrence-Joel Memorial Coliseum (563)

VISITORS: Georgia Tech												
#	Player	FG	3FG	FT	RB	F	TP	A	TO	BK	S	
22	Montgomery	5-10	1-5	2-2	8	3	13	0	2	1	3	
23	Foster	1-3	0-0	0-0	10	4	2	6	1	0	1	
45	Goodlett	4-8	0-0	1-2	2	3	9	0	4	1	0	
05	Walthour	2-9	2-8	3-4	0	0	9	4	3	0	0	
15	Marshall	7-14	0-1	3-4	2	2	17	2	2	3	2	
01	Maye	0-0	0-0	0-0	0	0	0	0	1	0	0	
02	Bennett	0-2	0-0	1-2	1	0	1	0	0	0	0	
10	Hamilton-Carter	0-1	0-0	0-3	3	1	0	1	0	1	0	
12	Fogdemark	1-3	1-2	0-0	2	1	3	0	1	0	0	
32	Regins	0-0	0-0	0-0	0	1	0	0	2	0	0	
TEAM												
Totals		20-50	4-16	10-17	32	15	54	12	17	5	7	

TOTAL FG%: 1st Half 11-30 36.7% 2nd Half: 9-20 45.0% Game: 40.0%
3 PT FG%: 1st Half 3-12 25.0% 2nd Half: 1-4 25.0% Game: 25.0%
FT FG%: 1st Half 2-2 100.0% 2nd Half: 8-15 53.3% Game: 58.8%

HOME: Wake Forest												
#	Player	FG	3FG	FT	RB	F	TP	A	TO	BK	S	
13	Walker	3-7	1-2	0-1	9	1	7	2	2	2	1	
20	Waters	0-3	0-1	0-0	3	0	0	0	2	1	0	
21	Garcia	5-9	0-1	2-3	5	1	12	1	1	1	2	
01	Thomas	1-5	0-2	0-0	2	0	2	0	2	0	1	
22	Boykin	1-4	0-1	1-1	2	1	3	2	2	0	0	
05	Douglas	5-11	3-9	0-0	2	4	13	4	5	0	1	
23	Ray	0-0	0-0	2-2	2	1	2	0	3	0	0	
25	Carnes	0-1	0-0	0-0	2	2	0	0	1	0	0	
31	Wright	0-1	0-0	0-0	1	1	0	0	0	0	0	
33	Williams	3-8	0-1	1-3	4	4	7	3	0	1	1	
TEAM												
Totals		18-49	4-17	6-10	36	15	46	12	21	5	6	

TOTAL FG%: 1st Half 10-27 37.0% 2nd Half: 8-22 36.4% Game: 36.7%
3 PT FG%: 1st Half 2-10 20.0% 2nd Half: 2-7 28.6% Game: 23.5%
FT FG%: 1st Half 2-4 50.0% 2nd Half: 4-6 66.7% Game: 60.0%

Score by Periods	1st	2nd	Total
Georgia Tech	27	27	54
Wake Forest	24	22	46

GAME 20: WAKE FOREST

WINSTON-SALEM, N.C. – It wasn't always pretty, but Georgia Tech improved to 4-0 in the ACC for the first time ever with a 54-46 win at Wake Forest.

Leading the way for the Jackets was freshman Ty Marshall, who tallied 17 points, 15 of which came in the second half.

The first half was a game of runs and each would put together double-digit runs over the opening eight minutes. The Jackets opened the game with a 14-0 run to the 15:11 mark, but the Demon Deacons would answer with a 13-0 run of their own to the 12:04 point of the first half.

Tech ended the Deacs' run with its second 14-0 run of the first 20 minutes and making the score 27-15 with 5:47 left in the half. Again, Wake Forest would not quit and put together an 11-0 run to end the half, capped by a Chelsea Douglas three with three seconds left, making the halftime score 27-24 in favor of Tech.

The Jackets went over 14 minutes without a field goal, from the 7:02 point of the first half to the 12:27 point of the second half. Over that span, the Demon Deacons built a 35-28 lead, the only Jacket point being a Sasha Goodlett free throw at 14:25. Tech would take the lead back as Marshall drove down the lane and floated a runner in to put Tech up 39-38 at the 8:06 mark.

The Demon Deacons would take one lead and tie the game twice in the next three minutes. A Metra Walthour three with 4:03 remaining gave Tech a 44-41 lead, an advantage the Jackets would not surrender the rest of the game.

Game 21: #3/3 Duke
Jan. 21, 2011 • Durham, N.C.
Cameron Indoor Stadium (6,744)

VISITORS: Georgia Tech												
#	Player	FG	3FG	FT	RB	F	TP	A	TO	BK	S	
22	Montgomery	0-7	0-4	2-2	3	4	2	1	3	0	1	
45	Goodlett	3-4	0-0	0-0	8	3	6	1	2	0	1	
05	Walthour	1-5	0-2	0-2	2	3	2	0	2	0	1	
15	Marshall	3-8	0-1	0-2	2	0	6	0	3	1	0	
23	Foster	1-5	0-0	2-4	3	1	4	3	3	1	0	
01	Maye	1-3	0-0	1-2	3	3	3	1	5	1	0	
02	Bennett	1-2	0-0	0-0	2	1	2	0	1	0	0	
10	Hamilton-Carter	0-0	0-0	0-0	1	0	0	0	2	0	1	
11	Ngoie-Hasahya	0-0	0-0	0-0	0	2	0	0	1	0	0	
12	Fogdemark	2-6	2-4	0-0	2	1	6	0	2	0	0	
14	Adams	0-1	0-0	0-0	0	0	0	0	0	0	0	
32	Regins	0-1	0-0	1-2	1	1	1	0	2	0	0	
44	Blain	0-0	0-0	0-0	1	0	0	0	2	1	0	
TEAM												
Totals		12-42	2-11	6-14	32	19	32	6	32	4	4	

TOTAL FG%: 1st Half 7-28 25.0% 2nd Half: 5-14 35.7% Game: 28.6%
3 PT FG%: 1st Half 1-8 12.5% 2nd Half: 1-3 33.3% Game: 18.2%
FT FG%: 1st Half 0-2 0.0% 2nd Half: 6-12 50.0% Game: 42.9%

HOME: Duke												
#	Player	FG	3FG	FT	RB	F	TP	A	TO	BK	S	
13	Christmas	2-3	0-1	4-4	3	3	8	1	4	0	1	
33	Peters	3-10	0-2	0-0	4	3	6	0	1	0	0	
34	Thomas	3-8	0-0	5-8	10	3	11	2	1	1	2	
05	Thomas	3-7	0-2	2-3	2	1	8	1	1	0	1	
12	Gray	1-6	0-3	4-5	8	1	6	5	3	0	1	
03	Selby	1-3	0-0	4-4	5	0	6	1	0	0	2	
04	Wells	3-9	2-4	0-0	2	0	8	0	2	1	6	
15	Jackson	1-3	0-0	0-0	1	0	2	0	1	0	2	
24	Scheer	1-3	1-2	0-0	0	1	3	0	0	0	2	
32	Liston	3-4	1-1	2-2	2	0	9	1	1	0	2	
43	Vernerey	1-5	0-0	0-2	6	1	2	1	3	1	0	
TEAM												
Totals		22-61	4-15	21-28	45	13	69	12	17	3	19	

TOTAL FG%: 1st Half 7-25 28.0% 2nd Half: 15-36 41.7% Game: 36.1%
3 PT FG%: 1st Half 2-8 25.0% 2nd Half: 2-7 28.6% Game: 26.7%
FT FG%: 1st Half 10-15 66.7% 2nd Half: 11-13 84.6% Game: 75.0%

Score by Periods	1st	2nd	Total
Georgia Tech	15	17	32
#3/3 Duke	26	43	69

GAME 21: DUKE

DURHAM, N.C. – Georgia Tech wasn't able to overcome a poor shooting night as it dropped a 69-32 contest in Durham, N.C., to the No. 3/3 Duke Blue Devils on Friday night at Cameron Indoor Stadium. The loss ends Georgia Tech's record 13-game winning streak and drops the Jackets to 16-5 overall and 4-1 in ACC play. The Blue Devils improved to 18-0 on the season and 4-0 in league play.

While the Jackets were able to overcome poor shooting and a long scoreless drought in their last outing at Wake Forest, Tech was unable to accomplish the same feat on Friday against the Blue Devils.

The Jackets shot a season-low 28.6 percent while getting

Game 22: Boston College
Jan. 23, 2011 • Atlanta, Ga.
Alexander Memorial Coliseum (2,242)

Game 23: Virginia Tech
Jan. 27, 2011 • Blacksburg, Va.
Alexander Memorial Coliseum (1,261)

Game 24: Miami
Jan. 30, 2011 • Coral Gables, Fla.
BankUnited Center (1,227)

VISITORS: Boston College

#	Player	FG	3FG	FT	RB	F	TP	A	TO	BK	S
21	Doherty	2-3	1-2	1-1	3	2	6	5	2	1	0
32	Murphy	3-8	0-1	0-0	4	3	6	3	3	0	0
30	Swords	9-14	0-0	4-6	6	0	22	0	2	1	1
10	Shields	4-10	4-9	0-0	3	0	12	3	2	0	1
11	Thoman	1-5	1-3	0-0	1	1	3	4	7	0	1
20	Brown	0-1	0-0	1-2	1	1	1	0	2	0	0
31	Ruffin	0-0	0-0	0-0	3	3	0	3	4	0	0
33	Chapman	0-0	0-0	0-0	1	0	0	0	0	0	0
45	Zenevitch	2-3	0-1	0-2	1	2	4	1	2	0	0
TEAM		6									
Totals		21-44	6-16	6-11	29	12	54	19	24	2	3

TOTAL FG%: 1st Half 9-21 42.9% 2nd Half: 12-23 52.2% Game: 47.7%
3 PT FG%: 1st Half 3-8 37.5% 2nd Half: 3-8 37.5% Game: 37.5%
FT FG%: 1st Half 1-2 50.0% 2nd Half: 5-9 55.6% Game: 54.5%

HOME: Georgia Tech

#	Player	FG	3FG	FT	RB	F	TP	A	TO	BK	S
22	Montgomery	5-14	1-4	4-5	10	1	15	4	2	0	3
23	Foster	3-6	0-0	0-0	8	1	6	2	0	0	0
45	Goodlett	2-5	0-0	0-0	2	2	4	0	0	0	1
05	Walthour	6-15	4-7	0-1	2	0	16	6	2	0	4
15	Marshall	1-4	0-0	0-0	1	0	2	0	3	0	0
02	Bennett	5-7	0-0	0-0	1	2	10	1	1	0	4
12	Fogdemark	0-0	0-0	0-0	0	0	0	0	0	0	0
14	Adams	2-5	0-0	1-2	1	3	5	2	2	0	2
32	Regins	3-7	0-0	3-4	4	4	9	0	1	0	1
TEAM		5									
Totals		27-63	5-11	8-12	34	13	67	15	11	0	15

TOTAL FG%: 1st Half 11-35 31.4% 2nd Half: 16-28 57.1% Game: 42.9%
3 PT FG%: 1st Half 3-8 37.5% 2nd Half: 2-3 66.7% Game: 45.5%
FT FG%: 1st Half 4-5 80.0% 2nd Half: 4-7 57.1% Game: 66.7%

Score by Periods	1st	2nd	Total
Boston College	22	32	54
Georgia Tech	29	38	67

GAME 22: BOSTON COLLEGE

ATLANTA – Head Coach MaChelle Joseph called it “bounce-back-ability”.

Whatever she calls it, it worked as Georgia Tech responded from a difficult loss at Duke on Friday with a resounding 67-54 win over Boston College on Sunday afternoon at Alexander Memorial Coliseum. With the win, the Jackets improve to 17-5 overall and 5-1 in the ACC, while BC drops to 15-5 and 2-3 in league play.

Possibly no Jacket showed more resiliency than senior Alex Montgomery, who tallied only two points on a pair of free throws against the Blue Devils. The Tacoma, Wash., native responded with her seventh double-double of the year and first since Jan. 2 against Jacksonville State with 15 points and a game-high 10 rebounds.

Junior point guard Metra Walthour notched her sixth double-figure scoring game with a team-best 16 points. It is the third time since ACC play started Walthour has finished in double-digits. Classmate Mo Bennett came off the bench to tie her season-high of 10 points on 5-of-7 shooting.

Regins finished the game with nine points and four rebounds, while Adams added five tallies, two assists and two steals for Tech. For the game, the Jacket bench outscored BC's reserves 24-5.

After a poor shooting night at Duke, Tech struggled again in the first half, shooting only 31.4 percent in the opening frame. But again Tech showed that “bounce-back-ability” Joseph talked about, in converting 57.1 percent its of field goal attempts in the second half.

While Joseph only played nine Jackets, only the third time this year at least 10 Jackets haven't seen action, the minutes were very well distributed. Six Tech student-athletes saw at least 20 minutes while another two played at least 14.

VISITORS: Georgia Tech

#	Player	FG	3FG	FT	RB	F	TP	A	TO	BK	S
22	Montgomery	0-8	0-6	2-2	8	3	2	1	2	0	1
45	Goodlett	5-8	0-0	3-4	6	3	13	1	3	2	0
05	Walthour	3-5	1-1	4-4	2	0	11	2	1	0	0
15	Marshall	8-10	2-2	4-5	2	2	22	1	3	0	1
23	Foster	4-5	0-0	0-2	7	2	8	4	1	1	1
01	Maye	2-3	0-0	0-0	1	3	4	2	2	0	1
02	Bennett	2-6	0-0	1-3	4	1	5	2	2	0	0
03	Taylor	0-1	0-0	0-0	1	0	0	0	1	0	0
10	Hamilton-Carter	1-2	0-0	1-2	0	4	3	0	0	0	0
11	Ngoie-Hasahya	0-0	0-0	0-0	0	0	0	0	0	0	0
12	Fogdemark	0-2	0-2	0-0	0	0	0	0	0	0	0
14	Adams	0-2	0-0	0-0	6	1	0	1	2	1	0
24	Bivins	0-0	0-0	0-0	0	0	0	0	0	0	0
32	Regins	3-4	0-0	2-4	3	1	8	0	0	2	0
44	Blain	1-2	0-1	0-0	0	2	2	0	1	0	0
TEAM		5									
Totals		29-58	3-12	17-26	45	22	78	14	20	6	4

TOTAL FG%: 1st Half 14-29 48.3% 2nd Half: 15-29 51.7% Game: 50.0%
3 PT FG%: 1st Half 1-5 20.0% 2nd Half: 2-7 28.6% Game: 25.0%
FT FG%: 1st Half 6-12 50.0% 2nd Half: 11-14 78.6% Game: 65.4%

HOME: Virginia Tech

#	Player	FG	3FG	FT	RB	F	TP	A	TO	BK	S
23	Gordon	5-7	0-0	3-4	6	2	13	0	0	3	0
03	Wilson	0-6	0-0	0-1	2	2	0	0	4	0	0
12	Davis	3-7	1-2	0-0	1	3	7	3	4	0	1
13	Fenyn	5-9	1-3	6-7	2	3	17	3	0	0	3
33	Harrison	3-17	0-1	6-9	9	2	12	3	2	1	1
20	Evans	0-4	0-0	2-2	2	1	2	0	0	0	0
21	Montgomery	3-4	0-0	0-0	3	2	6	0	1	1	1
31	Teller	0-9	0-2	0-2	3	2	0	2	2	0	2
42	Basham	0-0	0-0	0-0	0	1	0	0	0	0	0
43	Hines-Allen	0-1	0-0	0-0	2	1	0	0	0	1	0
TEAM		8									
Totals		19-64	2-8	17-25	38	19	57	11	13	6	8

TOTAL FG%: 1st Half 10-31 32.3% 2nd Half: 9-33 27.3% Game: 29.7%
3 PT FG%: 1st Half 2-5 40.0% 2nd Half: 0-3 0.0% Game: 25.0%
FT FG%: 1st Half 4-7 57.1% 2nd Half: 13-18 72.2% Game: 68.0%

Score by Periods	1st	2nd	Total
#25/RV Georgia Tech	35	43	78
Virginia Tech	26	31	57

GAME 23: VIRGINIA TECH

BLACKSBURG, Va. (AP) - Tyaunna Marshall scored 22 points to lead No. 25 Georgia Tech past Virginia Tech 78-57 on Thursday night.

Virginia Tech (9-11, 0-6 ACC), which has lost seven straight, kept the game close for the first 15 minutes and trailed 21-20 after Brittany Gordon's basket with 6:10 left in the first half. But behind eight points from Marshall, the Yellow Jackets went on a 12-2 run to open a 33-22 lead.

Georgia Tech (18-5, 6-1), which entered tied for second in the ACC standings behind Duke, put the game away early in the second half. After the Hokies cut the lead to 35-29 on a three-point play by Alyssa Fenyn, the Yellow Jackets went on a 24-5 run, taking a 59-34 lead on Marshall's 3-pointer with 12:36 remaining.

They led by as many as 32 in the game. Marshall went 8 of 10 from the floor for Georgia Tech, making both 3-point attempts, and 4 of 5 from the free throw line. Sasha Goodlett added 13 points and Metra Walthour had 11.

Virginia Tech, which hasn't reached 60 points in an ACC game this season, got a career-high 17 points from Fenyn. Gordon added a season-high 13 for the Hokies.

VISITORS: Georgia Tech

#	Player	FG	3FG	FT	RB	F	TP	A	TO	BK	S
22	Montgomery	5-10	1-3	8-8	6	5	19	5	4	0	2
45	Goodlett	8-11	0-0	2-2	7	5	18	1	4	0	0
05	Walthour	2-9	2-5	2-2	3	5	8	5	5	0	4
15	Marshall	4-11	0-0	3-6	5	2	11	0	5	0	3
23	Foster	1-2	0-1	0-2	3	5	2	3	7	2	1
01	Maye	0-0	0-0	0-0	0	1	0	0	1	0	0
02	Bennett	4-9	0-1	1-2	3	2	9	3	2	0	2
12	Fogdemark	0-0	0-0	0-0	0	0	0	0	0	0	0
14	Adams	0-0	0-0	0-0	0	0	0	0	0	0	0
32	Regins	2-5	0-0	3-5	4	3	7	0	2	0	2
TEAM		7									
Totals		26-57	3-10	19-27	38	28	74	17	31	2	14

TOTAL FG%: 1st Half 16-29 55.2% 2nd Half: 10-24 41.7% OT: 0-4 0.0% Game: 43.9%
3 PT FG%: 1st Half 3-8 37.5% 2nd Half: 0-1 0.0% OT: 0-1 0.0% Game: 35.7%
FT FG%: 1st Half 3-3 100.0% 2nd Half: 12-16 75.0% OT: 4-8 50.0% Game: 47.4%

HOME: Miami

#	Player	FG	3FG	FT	RB	F	TP	A	TO	BK	S
32	Stroman	5-10	0-0	8-11	10	3	18	0	4	2	4
34	Bullock	0-0	0-0	0-0	5	3	0	2	0	2	0
01	Williams	9-20	1-5	8-10	1	4	27	3	4	0	5
03	Yderstrom	2-4	2-4	0-0	1	3	6	2	4	0	2
42	Johnson	7-12	2-3	7-10	4	3	23	1	8	2	4
12	Saunders	1-3	0-1	1-1	1	1	3	2	1	0	1
23	Williams	2-5	1-1	0-2	1	1	5	1	1	0	1
50	Brown	0-0	0-0	2-2	0	3	2	0	2	1	0
TEAM		4									
Totals		26-54	6-14	26-36	27	21	84	11	25	7	17

TOTAL FG%: 1st Half 11-25 44.0% 2nd Half: 13-26 50.0% OT: 2-3 66.7% Game: 48.1%
3 PT FG%: 1st Half 2-8 25.0% 2nd Half: 2-4 50.0% OT: 2-2 100.0% Game: 42.9%
FT FG%: 1st Half 7-7 100.0% 2nd Half: 11-17 64.7% OT: 8-12 66.7% Game: 72.2%

Score by Periods	1st	2nd	OT	Total
#25/RV Georgia Tech	38	32	4	74
#16/22 Miami	31	39	14	84

GAME 24: MIAMI

CORAL GABLES, FLA. – Georgia Tech entered its game against Miami having won five straight in the series, and for a majority of the contest, it looked like the Jackets would extend that streak to six.

The Hurricanes, however, never gave in and claimed an 84-74 overtime win over Tech.

Senior Alex Montgomery led the Jackets with 19 points, and added six boards and five assists. Junior center Sasha Goodlett was dominant at times down low against the Canes and finished 8-of-11 from the field and scored a season-high 18 points and grabbed a team best seven rebounds.

After a back and forth start, Tech built a 10 point lead on a Chelsea Regins three-point play with four minutes left in the first half. The Jackets went into the break with an eight point lead, but Miami head coach Katie Meier said it felt like they were down 15.

Tech held off a couple of UM spurts through the first 10 minutes of the second half and taking a 10 point lead on a Mo Bennett layup with 8:27 to play. The Canes continued to chip away, and Tech twice held five point leads inside the final four minutes.

After Miami took a 70-68 lead on a Riguna Williams free throw, Bennett was able to drive down the floor and hit a running jumper with 6.7 seconds left to force overtime.

The Jackets weren't able to get anything going offensively in OT and were without Montgomery and Deja Foster who each fouled out in regulation. Sasha Goodlett picked up her fifth early in overtime and Metra Walthour was forced to the bench with five fouls near the end of overtime.

Miami's dynamic duo of Williams and Shenise Johnson scored 27 and 23, respectively while forward Morgan Stroman added 18 points and 10 boards. Stefanie Yderstrom only had six points, but all six came on two threes in OT, which ignited the Miami team and home crowd and which the Jackets weren't able to overcome.

Game 25: #12/10 Maryland
Feb. 3, 2011 • Atlanta, Ga.
Alexander Memorial Coliseum (2,552)

VISITORS: Maryland												
#	Player	FG	3FG	FT	RB	F	TP	A	TO	BK	S	
21	Hawkins	0-0	0-0	0-0	1	3	0	0	1	1	0	
24	Tchatchouang	3-6	1-1	0-1	3	2	7	1	5	2	1	
25	Thomas	5-9	0-0	7-10	3	3	17	2	5	0	3	
12	Kizer	7-16	0-0	5-5	8	2	19	4	0	1	3	
10	Barrett	0-4	0-1	1-4	1	1	1	3	4	1	1	
01	Mincy	0-0	0-0	0-0	0	0	0	0	0	0	0	
02	Taylor	0-1	0-0	0-0	1	1	0	0	5	0	1	
13	DeVaughn	2-7	0-1	0-0	3	2	4	0	2	0	3	
22	Rodgers	3-7	1-4	1-1	6	2	8	2	4	0	3	
TEAM		10										
Totals		20-50	2-7	14-21	36	16	56	12	26	5	15	

TOTAL FG%: 1st Half 10-28 35.7% 2nd Half: 10-22 45.5% Game: 40.0%
3 PT FG%: 1st Half 1-4 25.0% 2nd Half: 1-3 33.3% Game: 28.6%
FT FG%: 1st Half 6-9 66.7% 2nd Half: 8-12 66.7% Game: 66.7%

HOME: Georgia Tech												
#	Player	FG	3FG	FT	RB	F	TP	A	TO	BK	S	
22	Montgomery	4-13	3-8	2-3	15	4	13	1	5	0	1	
23	Foster	3-6	0-0	0-0	6	2	6	2	3	0	5	
45	Goodlett	3-10	0-0	3-5	6	2	9	2	6	3	1	
05	Walshour	3-11	3-10	0-0	2	3	9	5	2	0	3	
15	Marshall	7-12	0-0	0-2	2	2	14	3	2	0	1	
02	Bennett	0-0	0-0	0-0	1	2	0	0	1	0	0	
12	Fogdemark	0-1	0-1	0-0	0	0	0	0	1	0	0	
14	Adams	0-0	0-0	0-0	0	0	0	0	1	0	0	
32	Regins	0-0	0-0	2-2	0	1	2	1	1	0	0	
TEAM		1										
Totals		20-53	6-19	7-12	33	16	53	14	25	3	11	

TOTAL FG%: 1st Half 7-27 25.9% 2nd Half: 13-26 50.0% Game: 37.7%
3 PT FG%: 1st Half 2-11 18.2% 2nd Half: 4-8 50.0% Game: 31.6%
FT FG%: 1st Half 4-8 50.0% 2nd Half: 3-4 75.0% Game: 58.3%

Score by Periods	1st	2nd	Total
Maryland	27	29	56
Georgia Tech	20	33	53

GAME 25: MARYLAND

ATLANTA – Kim Rogers hit a 3-pointer at the buzzer to give No. 12 Maryland a 56-53 win over No. 24 Georgia Tech on Thursday night in a game interrupted by a power outage with just over 2 minutes to play.

Rogers' winning shot from the baseline came on an inbounds play with 1.2 seconds left after Georgia Tech had tied the game on a foul shot by Sasha Goodlett with 44.4 seconds remaining.

Lynetta Kizer had 19 points and Alyssa Thomas scored 17 for Maryland (19-3, 5-2 Atlantic Coast Conference). Rogers had just five points prior to the winning 3-pointer and was 0 for 3 from behind the arc previously.

Tyaunna Marshall scored 12 of her 14 points in the second half for Georgia Tech (18-7, 6-3). Alex Montgomery had 13 points and 15 rebounds.

The game was interrupted for 20 minutes while full lighting was restored after an apparent power surge darkened Alexander Memorial Coliseum with 2:12 to play.

Montgomery and Metra Walshour hit 3-pointers to start the second half and Georgia Tech took its first lead at 30-29 on two free throws by Montgomery less than 3 minutes in.

The Yellow Jackets hit eight of their first 11 shots after intermission and were up 40-36 with 12 minutes to play. Maryland then scored seven straight points, but Montgomery hit a 3-pointer to start a 10-2 run that gave Georgia Tech a 50-45 lead with less than 5 minutes left.

But Thomas and Rogers had three-point plays around a basket by Marshall, and Maryland went back ahead on a score by Kizer just before the lights went out.

Maryland took a quick 7-2 lead and was ahead by nine points late in the first half before going into halftime up 27-20.

Kizer had nine points and Thomas scored eight in the first half.

Georgia Tech shot just 25.9 percent in the opening half, including 2 for 11 from 3-point range.

Game 26: #19/15 Florida State
Feb. 11, 2011 • Tallahassee, Fla.
Donald L. Tucker Center (3,149)

VISITORS: Georgia Tech												
#	Player	FG	3FG	FT	RB	F	TP	A	TO	BK	S	
22	Montgomery	4-11	2-5	0-0	9	2	10	2	4	1	2	
45	Goodlett	5-17	0-0	2-3	9	2	12	2	0	1	0	
05	Walshour	2-6	2-4	0-0	0	2	6	2	3	0	2	
15	Marshall	6-11	0-1	6-7	5	0	18	3	2	0	3	
23	Foster	3-10	0-1	0-0	6	3	6	2	2	0	1	
01	Maye	1-6	0-1	0-0	1	2	2	1	2	0	0	
02	Bennett	0-2	0-1	0-0	1	1	0	1	1	0	0	
12	Fogdemark	0-4	0-4	0-0	2	1	0	0	0	0	0	
14	Adams	0-0	0-0	0-0	2	1	0	0	0	0	0	
32	Regins	3-3	0-0	0-0	3	4	6	0	1	0	0	
TEAM		3										
Totals		24-70	4-17	8-10	38	18	60	13	15	2	8	

TOTAL FG%: 1st Half 10-30 33.3% 2nd Half: 14-40 35.0% Game: 34.3%
3 PT FG%: 1st Half 3-10 30.0% 2nd Half: 1-7 14.3% Game: 23.5%
FT FG%: 1st Half 5-6 83.3% 2nd Half: 3-4 75.0% Game: 80.0%

HOME: Florida State												
#	Player	FG	3FG	FT	RB	F	TP	A	TO	BK	S	
33	Howard	3-6	2-3	3-7	6	1	11	0	1	0	2	
54	Bravard	7-10	0-0	1-1	4	0	15	1	4	1	1	
03	Deluzio	7-13	3-6	3-4	5	2	20	4	4	1	1	
05	Hunnicut	3-5	1-1	2-2	7	3	9	4	3	1	0	
12	Ward	4-9	2-4	5-6	9	2	15	5	3	1	1	
00	Clayton	0-1	0-1	0-0	1	0	0	1	1	0	0	
22	Bresnahan	0-1	0-0	0-0	0	1	0	0	2	0	0	
34	Davis	1-3	0-0	1-2	0	2	3	0	2	0	0	
TEAM		3										
Totals		25-48	8-15	15-22	35	11	73	15	20	4	5	

TOTAL FG%: 1st Half 10-23 43.5% 2nd Half: 15-25 60.0% Game: 52.1%
3 PT FG%: 1st Half 5-12 41.7% 2nd Half: 3-3 100.0% Game: 53.3%
FT FG%: 1st Half 4-6 66.7% 2nd Half: 11-16 68.8% Game: 68.2%

Score by Periods	1st	2nd	Total
Georgia Tech	28	32	60
Florida State	29	44	73

GAME 26: FLORIDA STATE

TALLAHASSEE, FLA. – Georgia Tech dropped its third straight game to a top 20 opponent when the Jackets couldn't overcome a poor shooting night in a 73-60 loss at No. 19/15 Florida State.

For the game, Tech shot only 34.3 percent from the field and 23.5 percent from three-point range, while the Noles seemingly couldn't miss, especially when they needed a basket and converted 52.1 percent of field goal attempts for the night, and 53.3 percent of three-point attempts.

Freshman Ty Marshall led three Jackets in double figures with 18 points on 6-of-11 shooting. The rookie also added five boards, three assists and three steals. Junior center Sasha Goodlett finished with 12 points despite making just 5-of-17 field goals and also grabbed nine rebounds. Senior Alex Montgomery narrowly missed her ninth double-double of the season with 10 points and nine rebounds.

Florida State's Alexa Deluzio led all scorers with 20 points.

Tech grabbed an early lead, striking the first blow on a Metra Walshour three at the 18:17 mark, but that would be the Jackets' last advantage until Marshall finished off a nice reverse layup to put Tech up 22-21 with 5:40 to play in the first half.

The Jackets went into the break trailing 29-28, despite shooting only 33.3 percent from the floor, while the Seminoles made 10-of-23 field goal attempts, and knocked down five three pointers. Tech trailed by as many as 10 midway through the first half before fighting back to only trail by one at the break.

The Jackets again landed the first blow of the second half when Marshall knocked down a jumper at the 18:41 mark off a Montgomery assist to put Tech up 30-29. The Seminoles would respond with a 9-0 run and forcing Tech to take a timeout at the 16:09 mark.

After trailing by 11 with five minutes to play, Tech was able to get within six, 61-55, on a Montgomery three with 4:11 to play, but wasn't ever able to get closer than that.

Game 27: NC State
Feb. 13, 2011 • Atlanta, Ga.
Alexander Memorial Coliseum (2,662)

VISITORS: NC State												
#	Player	FG	3FG	FT	RB	F	TP	A	TO	BK	S	
22	Holston	5-14	0-0	0-2	8	2	10	2	3	2	0	
44	Burke	5-11	0-0	0-0	11	2	10	2	3	3	0	
00	White	4-11	0-2	3-4	5	2	11	4	1	0	2	
01	Goodwin-Coleman	2-7	2-5	3-4	4	4	9	4	7	0	4	
23	Kastanek	5-10	2-5	2-4	6	4	14	3	2	0	1	
05	Williams	0-5	0-1	0-0	4	3	0	0	2	0	0	
21	Strachan	2-7	1-4	2-2	4	2	7	2	3	2	0	
25	Llitas	2-3	0-0	0-0	0	0	4	0	0	0	1	
30	Woodard	0-0	0-0	0-0	0	0	0	0	0	0	0	
TEAM		1										
Totals		25-68	5-17	10-16	43	19	65	17	22	7	8	

TOTAL FG%: 1st Half 10-33 30.3% 2nd Half: 15-35 42.9% Game: 36.8%
3 PT FG%: 1st Half 2-6 33.3% 2nd Half: 3-11 27.3% Game: 29.4%
FT FG%: 1st Half 0-0 0.0% 2nd Half: 10-16 62.5% Game: 62.5%

HOME: Georgia Tech												
#	Player	FG	3FG	FT	RB	F	TP	A	TO	BK	S	
14	Adams	2-3	0-0	0-0	2	1	4	0	1	1	0	
15	Marshall	6-15	0-1	0-1	5	4	12	3	3	0	2	
23	Foster	4-10	0-0	3-4	9	3	11	2	4	1	2	
02	Bennett	0-4	0-0	0-0	2	2	0	0	0	0	0	
05	Walshour	2-7	2-3	3-6	5	1	9	5	1	0	3	
01	Maye	0-4	0-1	0-0	0	1	0	2	0	0	0	
03	Taylor	0-0	0-0	0-0	1	0	0	0	1	0	0	
10	Hamilton-Carter	0-0	0-0	0-0	0	1	0	0	0	0	0	
12	Fogdemark	0-1	0-1	0-0	0	0	0	0	0	0	0	
22	Montgomery	10-24	3-12	3-5	12	2	26	3	3	0	4	
32	Regins	1-5	0-0	2-2	5	1	4	0	4	0	1	
45	Goodlett	3-9	0-0	2-2	10	2	8	1	2	3	1	
TEAM		4										
Totals		28-82	5-18	13-20	55	18	74	16	19	5	17	

TOTAL FG%: 1st Half 13-42 31.0% 2nd Half: 15-40 37.5% Game: 34.1%
3 PT FG%: 1st Half 1-8 12.5% 2nd Half: 4-10 40.0% Game: 27.8%
FT FG%: 1st Half 4-5 80.0% 2nd Half: 9-15 60.0% Game: 65.0%

Score by Periods	1st	2nd	Total
NC State	22	43	65
Georgia Tech	31	43	74

GAME 27: NC STATE

ATLANTA – Prior to Sunday night's Georgia Tech women's basketball game against NC State, head coach MaChelle Joseph shook up her starting lineup.

The results paid off as the Jackets claimed a 74-65 win over visiting NC State at Alexander Memorial Coliseum to snap a three-game losing streak. With the win, Tech improved to 19-8 and 7-4 in the ACC, while the Wolfpack dropped to 10-15 and 1-9 in league play.

Senior Alex Montgomery came off the bench for the first time all season to lead the Jackets with her ninth double-double of the year with 26 points and 12 rebounds. The 26 points were two off of Montgomery's career high and marked the 14th game of her career where she has tallied at least 20 points.

Freshman Tyaunna Marshall tossed in 12 points, while senior Deja Foster added 12 points and nine rebounds. Junior center Sasha Goodlett also came off the bench, only the second time this season Goodlett hasn't started, and added eight points and 10 boards.

The Jackets started off slow and NC State raced out to an 8-0 lead on a Marissa Kastanek bucket in the paint before the first media timeout. After the Wolfpack went up 13-7 on a Kody Burke jumper at the 12:53 mark, Tech reeled off a 10-0 run, capped by a Foster jumper.

An NC State three put the Pack back up 20-17 at 6:33 before the Jackets ran off another 10 straight points, finished by a Montgomery fastbreak layup. Over that final 6:33 of the first half, Tech ripped off a 14-2 run to send the Jackets to intermission with a 31-22 lead.

Tech didn't slow up to begin the second half, extending its lead to as many as 24 points on a LaQuanisha Adams layup with 9:56 to play, putting the Jackets up 62-38. The Pack continued to fight and whittled the Tech lead down to eight with 1:12 left, but weren't able to get any closer.

Game 28: Clemson

Feb. 17, 2011 • Atlanta, Ga.
Alexander Memorial Coliseum (1,266)

Game 29: #13/16 North Carolina

Feb. 24, 2011 • Chapel Hill, N.C.
Carmichael Arena (2,740)

Game 30: #12/14 Miami

Feb. 27, 2011 • Atlanta, Ga.
Alexander Memorial Coliseum (1,638)

VISITORS: Clemson

#	Player	FG	3FG	FT	RB	F	TP	A	TO	BK	S
24	Tate	2-6	0-0	6-8	3	2	10	1	3	1	1
44	Pauldo	1-4	0-1	0-0	2	1	2	0	0	3	1
03	Smith	0-0	0-0	0-0	3	1	0	2	3	0	0
10	Wright	3-9	3-8	0-0	3	3	9	1	5	0	1
22	Thomas	1-8	1-6	0-0	3	2	3	3	4	1	1
05	Clark	0-0	0-0	0-0	0	0	0	0	0	0	0
12	Pettaway	1-2	0-0	0-0	1	1	2	0	1	0	0
23	Dunn	1-5	0-1	0-0	1	3	2	2	2	0	2
31	Mason	5-10	0-0	0-0	6	2	10	2	2	2	1
32	Shelton	3-7	2-2	0-0	1	1	8	1	3	0	2
33	Welker	0-0	0-0	0-0	1	0	0	0	0	0	0
	TEAM				7				3		
	Totals	17-51	6-18	6-8	31	16	46	12	26	7	9

TOTAL FG%: 1st Half 8-25 32.0% 2nd Half: 9-26 34.6% Game: 33.3%
3 PT FG%: 1st Half 2-8 25.0% 2nd Half: 4-10 40.0% Game: 33.3%
FT FG%: 1st Half 0-0 0.0% 2nd Half: 6-8 75.0% Game: 75.0%

HOME: Georgia Tech

#	Player	FG	3FG	FT	RB	F	TP	A	TO	BK	S
22	Montgomery	4-11	3-5	0-0	5	0	11	3	2	1	3
23	Foster	2-3	0-0	3-5	9	1	7	4	1	0	1
45	Goodlett	6-8	0-0	0-0	4	0	12	0	0	1	1
05	Walshour	1-5	1-4	0-0	3	1	3	5	1	0	1
15	Marshall	2-9	0-0	2-5	1	3	6	1	1	1	3
01	Maye	2-7	0-2	4-6	3	2	8	3	6	1	5
02	Bennett	3-5	1-3	0-0	2	3	7	0	2	1	0
03	Taylor	0-2	0-0	0-0	0	0	0	0	1	0	0
10	Hamilton-Carter	0-1	0-0	2-2	1	0	2	1	0	1	0
12	Fogdemark	0-1	0-1	0-0	1	0	0	0	0	0	0
14	Adams	3-6	0-0	0-0	3	0	6	0	1	1	1
24	Bivins	0-0	0-0	0-0	1	0	0	0	0	0	0
32	Regins	5-6	0-0	0-0	4	2	10	2	2	0	1
	TEAM				2						
	Totals	28-64	5-15	11-18	39	12	72	19	17	7	16

TOTAL FG%: 1st Half 11-33 33.3% 2nd Half: 17-31 54.8% Game: 43.8%
3 PT FG%: 1st Half 3-10 30.0% 2nd Half: 2-5 40.0% Game: 33.3%
FT FG%: 1st Half 1-1 100.0% 2nd Half: 10-17 58.8% Game: 61.1%

Score by Periods	1st	2nd	Total
Clemson	18	28	46
Georgia Tech	26	46	72

GAME 28: CLEMSON

ATLANTA – Georgia Tech notched its fifth straight 20 win season with a 72-46 victory over the visiting Clemson Lady Tigers on Feb. 17.

With the win, Tech improves to 20-8 overall and 8-4 in ACC play. The loss drops Clemson to 10-17 and 3-9 in league play. The win also gave Tech its fourth straight regular season sweep of the Lady Tigers.

It is the eighth time in the history of the Jacket program the team has reached the 20 win plateau and the fifth in eight seasons under head coach MaChelle Joseph.

"I was really pleased with our defensive effort tonight," head coach MaChelle Joseph said. "At halftime, we talked about needing to be more aggressive with our defense, and put more pressure on the ball. I thought we came out in the second half, really pressured, and were able to get some turnovers and easy baskets. I thought we were playing a little too passive offensively and defensively in the first half. Ty was sitting on the bench most of the first half with foul trouble and she's a big part of what we do defensively."

Both sides struggled in the first half and Tech took a 26-18 lead into the break. In the opening frame, the Jackets managed just a 33.3 percent shooting effort while the Lady Tigers mustered only 32 percent.

"One of the things we worked on the last two days was finishing in the paint and scoring with contact," Joseph added. "We've done a lot of layup drills and a lot of contact drills with contact. I thought tonight all of our post players did a better job of finishing."

Junior center Sasha Goodlett bounced back from a pair of tough shooting nights the past two outings to finish 6-of-8 from the field and scored a game-high 12 points. Senior Alex Montgomery tallied 11 points, five rebounds, three assists and three steals. Junior forward Chelsea Regins had another strong performance with 10 points and four rebounds.

VISITORS: Georgia Tech

#	Player	FG	3FG	FT	RB	F	TP	A	TO	BK	S
22	Montgomery	8-17	4-10	2-3	8	4	22	0	4	0	3
45	Goodlett	6-10	0-0	1-1	6	4	13	3	3	0	1
05	Walshour	4-13	2-9	4-4	2	1	14	3	3	0	3
15	Marshall	2-11	0-0	3-5	4	3	7	1	0	0	1
23	Foster	1-2	0-0	0-0	6	4	2	4	0	0	3
01	Maye	0-1	0-0	0-0	0	1	0	0	1	0	0
02	Bennett	0-2	0-0	0-0	2	3	0	1	1	0	0
10	Hamilton-Carter	0-0	0-0	0-0	0	0	0	0	0	0	0
12	Fogdemark	0-1	0-0	0-0	1	0	0	0	0	0	0
14	Adams	0-4	0-0	0-0	0	0	0	0	0	1	0
32	Regins	2-5	0-0	2-2	7	2	6	2	1	0	2
	TEAM				2						
	Totals	23-66	6-19	12-15	38	22	64	14	13	1	13

TOTAL FG%: 1st Half 11-34 32.4% 2nd Half: 12-32 37.5% Game: 34.8%
3 PT FG%: 1st Half 4-10 40.0% 2nd Half: 2-9 22.2% Game: 31.6%
FT FG%: 1st Half 5-6 83.3% 2nd Half: 7-9 77.8% Game: 80.0%

HOME: North Carolina

#	Player	FG	3FG	FT	RB	F	TP	A	TO	BK	S
20	Shogog	5-7	0-0	3-4	5	4	13	0	3	0	0
51	Breland	2-6	0-1	0-1	2	4	4	2	5	1	0
05	Powell	0-1	0-1	0-0	0	0	0	1	0	0	0
22	DeGraffenreid	3-9	0-2	3-6	2	3	9	2	6	0	1
50	Lucas	4-10	2-5	3-3	7	1	13	4	2	0	0
01	White	2-5	0-1	0-0	1	0	4	0	1	0	1
21	Gross	1-3	0-0	1-3	5	2	3	0	1	1	2
32	Rolle	1-2	0-0	0-0	0	2	2	1	1	3	0
33	Broomfield	4-7	0-0	1-1	11	0	9	1	3	0	1
	TEAM				6						
	Totals	22-50	2-10	11-18	39	16	57	11	22	5	5

TOTAL FG%: 1st Half 12-27 44.4% 2nd Half: 10-23 43.5% Game: 44.0%
3 PT FG%: 1st Half 2-5 40.0% 2nd Half: 0-5 0.0% Game: 20.0%
FT FG%: 1st Half 4-8 50.0% 2nd Half: 7-10 70.0% Game: 61.1%

Score by Periods	1st	2nd	Total
Georgia Tech	31	33	64
#13/16 North Carolina	30	27	57

GAME 29: NORTH CAROLINA

Chapel Hill, N.C. – Georgia Tech completed its first season sweep of North Carolina since the 1990-91 season with a 64-57 win Feb. 24. It is only the third time in the history of the Tech program the Jackets have completed the feat.

With the win, the Jackets improved to 21-8 on the season and 9-4 in ACC play, while the Tar Heels fall to 22-6 and 8-5 in the ACC. The win was Tech's first win in Chapel Hill since Jan. 17, 2002, which was also the last time the Jackets defeated a Top 25 team on the road.

The nine league wins tie the Georgia Tech record for most ACC wins in a season, which the 2006-07 team accomplished with a 9-5 record. Seniors Alex Montgomery and Deja Foster tied the most wins by a Tech senior class with 88 and the Tech record for most ACC wins by one class with 32. The pair has a chance to break both of those records on Senior Day on the Flats when Tech hosts No. 12 Miami on Sunday.

Montgomery scored a game-high 22 points, including four three pointers. Junior Sasha Goodlett did not score in the first half and finished with 13 points, while classmate Metra Walshour tossed in 14 points for the Jackets.

The Jackets fell behind 5-0 in the first minute of the game and Tech's shots weren't falling. But the Jacket defense came to play and held the Tar Heels without a field goal from the 15:29 point of the first half to the 12:15 mark and Tech was able to erase UNC's early advantage.

The Tar Heels came out hot to begin the second half and jumped out to a 38-33 lead just three and a half minutes in. The Jackets continued to fight and 9-2 run over the next three-plus minutes to build a 42-40 lead. The Jackets took advantage of UNC miscues and missed shots and were knocking down shots of their own to cap the win.

VISITORS: Miami

#	Player	FG	3FG	FT	RB	F	TP	A	TO	BK	S
32	Stroman	3-8	0-1	2-7	11	4	8	4	2	1	5
34	Bullock	1-1	0-0	1-3	4	3	3	3	2	1	0
01	Williams	11-20	4-6	6-7	6	0	32	3	6	0	5
03	Yderstrom	1-5	1-4	2-3	4	2	5	2	3	1	1
42	Johnson	5-11	1-2	0-0	7	2	11	3	5	0	1
21	Gardner	1-1	1-1	0-1	1	1	3	1	1	0	0
23	Williams	0-5	0-1	0-0	0	0	0	0	0	0	0
50	Brown	0-1	0-0	0-0	1	1	0	0	0	0	0
54	Archer	4-4	0-0	0-1	2	0	8	1	0	1	0
	TEAM				3				1		
	Totals	26-56	7-15	11-22	39	13	70	17	20	4	12

TOTAL FG%: 1st Half 12-29 41.4% 2nd Half: 14-27 51.9% Game: 46.4%
3 PT FG%: 1st Half 4-10 40.0% 2nd Half: 3-5 60.0% Game: 46.7%
FT FG%: 1st Half 2-5 40.0% 2nd Half: 9-17 52.9% Game: 50.0%

HOME: Georgia Tech

#	Player	FG	3FG	FT	RB	F	TP	A	TO	BK	S
22	Montgomery	4-18	2-7	3-3	11	2	13	4	4	0	1
23	Foster	4-6	0-0	1-2	4	4	9	0	1	0	1
45	Goodlett	3-6	0-0	0-0	13	3	6	3	4	2	0
05	Walshour	5-12	1-5	0-0	1	1	11	2	4	1	0
15	Marshall	7-19	0-0	1-5	6	5	15	2	2	0	2
02	Bennett	0-1	0-0	1-2	3	3	1	0	3	0	1
12	Fogdemark	0-0	0-0	0-0	0	0	0	0	0	0	0
14	Adams	0-0	0-0	0-0	0	0	0	0	0	0	0
32	Regins	1-3	0-0	2-2	1	3	4	1	3	0	2
	TEAM				3				1		
	Totals	24-65	3-12	8-14	42	21	59	12	22	3	7

TOTAL FG%: 1st Half 12-32 37.5% 2nd Half: 12-33 36.4% Game: 36.9%
3 PT FG%: 1st Half 2-4 50.0% 2nd Half: 1-8 12.5% Game: 25.0%
FT FG%: 1st Half 3-4 75.0% 2nd Half: 5-10 50.0% Game: 57.1%

Score by Periods	1st	2nd	Total
#12/14 Miami	30	40	70
Georgia Tech	29	30	59

GAME 30: MIAMI

ATLANTA – Georgia Tech suffered a 70-59 loss to No. 12/14 Miami on Sunday afternoon at Alexander Memorial Coliseum.

Prior to the game, Georgia Tech honored the 2011 senior class of Deja Foster and Alex Montgomery. The pair has been a part of 88 career wins during their four-year career and 32 ACC wins, both of which tie Yellow Jacket records for wins by one class.

Montgomery posted her 19th career double-double and 10th this season with 13 points and 11 rebounds in her final game at Alexander Memorial Coliseum, and Foster was 4-of-6 from the floor and finished with nine points and four rebounds.

Freshman Ty Marshall played aggressively all afternoon and scored a team-best 15 points, to go with six rebounds, two assists and two steals. Junior point guard Metra Walshour played 39 minutes for the sixth time this season and finished with 11 points. Junior Sasha Goodlett's shots weren't falling and she finished with only six points, but grabbed a game-high 13 rebounds.

The first half featured fast-paced action and a back-and-forth action for a full 20 minutes, including two ties and six lead changes.

The Jackets took their first lead of the game, 17-16, with 12:10 remaining in the first half. But the Hurricanes' Riquana Williams answered with a three to give the lead back to Miami.

Miami stretched its lead to four, 35-31 in the first 1:25 of the second half, but Tech fought back to take a slim 37-36 lead on Marshall's fastbreak layup at the 16:34 mark.

Unfortunately for the Jackets, their shooting woes continued in the second half and Miami's top-ranked offense heated up. The Hurricanes were 14-of-27 from the floor, 51.9 percent, while Tech was only able to muster a 12-of-33 effort, 36.4 percent.



Game 31: Virginia Tech
March 3, 2011 • Greensboro, N.C.
Greensboro Coliseum (9,570)

VISITORS: Virginia Tech

#	Player	FG	3FG	FT	RB	F	TP	A	TO	BK	S
32	Ayers	1-5	0-1	2-4	5	2	4	0	3	2	0
23	Gordon	1-6	0-0	2-3	4	1	4	1	2	0	0
12	Davis	6-9	3-4	0-1	3	3	15	3	6	1	3
13	Fenyn	1-7	0-1	0-0	2	2	2	1	2	0	1
33	Harrison	4-11	1-2	1-2	6	3	10	2	6	2	2
03	Wilson	0-2	0-0	0-0	2	2	0	3	1	0	0
20	Evans	1-1	0-0	0-0	2	3	2	0	1	0	0
21	Montgomery	2-4	0-0	1-2	4	3	5	0	0	0	1
31	Tellier	3-7	0-2	0-0	2	2	6	2	8	0	2
42	Basham	3-4	2-3	2-2	2	0	10	0	0	0	0
43	Hines-Allen	0-0	0-0	0-0	1	0	0	0	2	0	0
TEAM											
Totals		22-56	6-13	8-14	39	21	58	12	33	5	9

TOTAL FG%: 1st Half 6-28 21.4% 2nd Half: 16-28 57.1% Game: 39.3%
3 PT FG%: 1st Half 0-3 0.0% 2nd Half: 6-10 60.0% Game: 46.2%
FT FG%: 1st Half 2-4 50.0% 2nd Half: 6-10 60.0% Game: 57.1%

HOME: Georgia Tech

#	Player	FG	3FG	FT	RB	F	TP	A	TO	BK	S
32	Regins	1-2	0-0	1-2	2	0	3	1	4	0	1
45	Goodlett	2-6	0-0	1-2	5	0	5	0	0	0	1
05	Walthour	3-6	2-5	2-2	0	0	10	1	1	0	2
22	Montgomery	5-11	4-8	0-2	7	1	14	1	1	1	2
23	Foster	0-2	0-0	0-2	5	1	0	3	1	0	1
01	Maye	1-8	0-2	1-3	2	0	3	6	3	0	6
02	Bennett	3-5	1-1	3-3	3	0	10	1	1	0	2
03	Taylor	0-1	0-0	2-2	3	1	2	2	1	0	2
10	Hamilton-Carter	2-3	0-0	1-2	3	4	5	1	1	0	2
11	Ngile-Hasahya	1-1	1-1	0-0	0	0	3	0	0	0	0
12	Fogdemark	1-4	1-4	0-0	1	2	3	1	1	0	0
14	Adams	4-5	0-0	1-2	2	3	9	0	1	0	0
15	Marshall	5-9	0-0	4-4	2	2	14	3	1	0	1
24	Bivins	0-2	0-0	0-0	0	1	0	0	1	0	0
44	Blain	0-0	0-0	0-0	1	1	0	0	1	0	0
TEAM											
Totals		28-65	9-21	16-26	38	16	81	20	18	1	20

TOTAL FG%: 1st Half 15-31 48.4% 2nd Half: 13-34 38.2% Game: 43.1%
3 PT FG%: 1st Half 5-10 50.0% 2nd Half: 4-11 36.4% Game: 42.9%
FT FG%: 1st Half 5-9 55.6% 2nd Half: 11-17 64.7% Game: 61.5%

Score by Periods	1st	2nd	Total
Virginia Tech	14	44	58
Georgia Tech	40	41	81

GAME 31: VIRGINIA TECH

GREENSBORO, N.C. – Prior to Georgia Tech's ACC Tournament opener against Virginia Tech, head coach MaChelle Joseph told her team that the first five minutes would go a long ways in determining the course of the game.

And her squad responded in a big way, taking an 11-1 lead over the first five minutes of play, and cruising to an 81-58 win over the Hokies, and setting up a quarterfinal rematch against the No. 13/15 and fourth seeded Maryland Terrapins at 11 a.m. Friday morning.

By the time the game reached intermission, freshman Ty Marshall had tallied her 22nd career double digit scoring game with 14 points. The entire Yellow Jacket offense was running like a well-oiled machine as it churned out 40 points on 48.4 percent shooting.

The Yellow Jacket defense was equally impressive as it held the Hokies to 14 points, the second lowest first half scoring total of the season by a Jacket foe.

Georgia Tech began the second half in similar fashion, extending the 26 point halftime lead to as many as 38, 55-17, at the 15:28 mark of the half.

With the large lead, Joseph took some liberty in getting her bench involved. All 15 Yellow Jackets saw playing time and 12 played double digit minutes.

The Yellow Jacket scoring was likewise distributed across the Tech lineup. Marshall and Montgomery tied for team-high honors with 14 points, while Walthour and Mo Bennett each added 10 points.

Game 32: #13/15 Maryland
March 4, 2011 • Greensboro, N.C.
Greensboro Coliseum (10,089)

VISITORS: Georgia Tech

#	Player	FG	3FG	FT	RB	F	TP	A	TO	BK	S
32	Regins	1-1	0-0	0-0	2	3	2	1	2	0	0
45	Goodlett	7-14	0-0	4-6	9	4	18	3	6	0	1
05	Walthour	4-7	4-6	2-3	0	1	14	2	3	0	2
22	Montgomery	4-12	3-7	6-9	5	3	17	3	2	2	1
23	Foster	0-3	0-0	2-2	10	2	2	3	6	1	2
01	Maye	0-0	0-0	0-0	0	0	0	0	0	0	0
02	Bennett	0-4	0-1	1-2	4	1	1	0	1	0	2
10	Hamilton-Carter	0-0	0-0	0-0	0	1	0	0	1	0	1
14	Adams	0-0	0-0	0-0	0	0	0	0	0	0	0
15	Marshall	6-10	0-0	4-5	5	3	16	2	4	0	0
TEAM											
Totals		22-51	7-14	19-27	36	18	70	14	25	3	9

TOTAL FG%: 1st Half 9-27 33.3% 2nd Half: 13-24 54.2% Game: 43.1%
3 PT FG%: 1st Half 3-7 42.9% 2nd Half: 4-7 57.1% Game: 50.0%
FT FG%: 1st Half 7-10 70.0% 2nd Half: 12-17 70.6% Game: 70.4%

HOME: Maryland

#	Player	FG	3FG	FT	RB	F	TP	A	TO	BK	S
24	Tchatchouang	3-8	0-0	2-4	3	1	8	0	5	0	1
25	Thomas	5-10	0-1	2-2	6	5	12	1	3	0	1
12	Kizer	1-6	0-0	7-8	4	3	9	2	5	0	0
10	Barrett	2-7	0-0	2-2	2	3	6	6	4	0	1
22	Rodgers	5-8	3-6	0-0	1	1	13	0	2	0	2
01	Mincy	4-6	0-0	0-1	0	3	8	0	3	0	1
02	Taylor	1-2	0-1	0-0	1	3	2	1	0	0	0
11	Cloud	0-1	0-0	0-0	0	0	0	0	1	0	0
13	DeVaughn	0-1	0-0	2-2	3	2	2	0	0	1	0
21	Hawkins	2-2	0-0	0-0	2	2	4	0	0	0	0
TEAM											
Totals		23-51	3-8	15-19	27	23	64	10	23	1	6

TOTAL FG%: 1st Half 11-20 55.0% 2nd Half: 12-31 38.7% Game: 45.1%
3 PT FG%: 1st Half 0-2 0.0% 2nd Half: 3-6 50.0% Game: 37.5%
FT FG%: 1st Half 7-9 77.8% 2nd Half: 8-10 80.0% Game: 78.9%

Score by Periods	1st	2nd	Total
Georgia Tech	28	42	70
Maryland	29	35	64

GAME 32: MARYLAND

GREENSBORO, N.C. – The Yellow Jackets had never played in consecutive ACC semifinals until Friday as the Yellow Jackets beat the 13th-ranked and fourth-seeded Maryland Terrapins, 70-64, in an ACC quarterfinal game.

Junior center Sasha Goodlett tallied a game-high 18 points and pulled down nine rebounds from the block. Senior Alex Montgomery began the game struggling from the field, but stepped up and knocked down some big shots when her team needed her to. The Tacoma, Wash., native finished with 17 points.

Ty Marshall came off the bench to tally 16 points, while point guard Metra Walthour added 14. Senior Deja Foster finished with only two points, but grabbed a game- and season-high 10 rebounds.

The first half proved why the two teams tied for fourth in the ACC regular season as there were six ties and 12 lead changes in the opening 20 minutes of play.

Over the first 15 minutes of the game, neither the Yellow Jackets nor the Terrapins were able to claim a lead bigger than two. After Maryland grabbed a 19-17 lead with 6:17 to play in the opening frame, Georgia Tech went on an 11-0 run to give Tech a 28-19 lead with just under three minutes left in the half.

The Terrapins responded with a quick 10-0 run of their own to take a 29-28 lead into the half.

Coming out of the lockerroom, the Terps went on a 12-2 run, capped by a Kim Rodgers three, to make the score 41-30 in favor of Maryland.

The Yellow Jackets continued to chip away at the Maryland lead and regained an advantage, 49-47, on a Goodlett layup midway through the second half. The Jackets extended their lead to as much as nine, 56-57, with 7:17 to play.

Again the Terrapins would not quit and cut the Yellow Jacket lead to two, 64-62, with a pair of Lynetta Kizer free throws with just 1:17 to play. But the Terps would not get another field goal, and the Jackets would hit their free throws and grab some clutch rebounds to seal the win.

Game 33: #8/7 Duke
March 5, 2011 • Greensboro, N.C.
Greensboro Coliseum (9,287)

VISITORS: Georgia Tech

#	Player	FG	3FG	FT	RB	F	TP	A	TO	BK	S
32	Regins	2-4	0-0	0-1	5	3	4	1	0	0	1
45	Goodlett	3-5	0-0	0-0	3	2	6	1	3	0	0
05	Walthour	5-12	5-10	5-5	0	1	20	3	2	0	1
22	Montgomery	4-14	2-8	2-2	11	3	12	1	2	0	0
23	Foster	1-5	0-0	1-1	6	5	3	4	3	0	2
01	Maye	0-1	0-0	0-0	0	0	0	0	0	0	0
02	Bennett	1-3	0-1	0-0	2	2	2	2	0	0	2
10	Hamilton-Carter	0-1	0-0	0-0	0	0	0	0	1	0	0
12	Fogdemark	0-0	0-0	0-0	0	0	0	0	0	0	0
14	Adams	0-0	0-0	0-0	0	0	0	0	0	0	0
15	Marshall	9-17	0-0	1-3	3	2	19	0	4	1	1
TEAM											
Totals		25-62	7-19	9-12	35	18	66	12	16	1	7

TOTAL FG%: 1st Half 11-31 35.5% 2nd Half: 14-31 45.2% Game: 40.3%
3 PT FG%: 1st Half 6-14 42.9% 2nd Half: 1-5 20.0% Game: 36.8%
FT FG%: 1st Half 1-1 100.0% 2nd Half: 8-11 72.7% Game: 75.0%

HOME: Duke

#	Player	FG	3FG	FT	RB	F	TP	A	TO	BK	S
43	Vernerey	3-5	0-0	1-2	2	2	7	0	1	1	0
34	Thomas	4-5	0-0	1-2	5	3	9	0	2	3	0
03	Selby	2-3	1-1	0-0	2	1	5	3	1	0	1
05	Thomas	4-10	1-2	3-4	3	1	12	5	2	0	1
13	Christmas	7-10	1-2	5-6	6	4	20	2	4	0	2
04	Wells	0-1	0-0	0-0	0	1	0	1	0	0	0
12	Gray	2-5	2-3	4-6	4	2	10	3	1	0	2
15	Jackson	2-2	0-0	0-0	1	0	4	0	1	0	0
24	Scheer	0-1	0-0	0-0	0	0	0	0	1	0	0
33	Peters	3-4	0-0	1-2	3	4	7	0	2	0	1
TEAM											
Totals		27-46	5-8	15-22	26	18	74	14	15	4	7

TOTAL FG%: 1st Half 15-22 68.2% 2nd Half: 12-24 50.0% Game: 58.7%
3 PT FG%: 1st Half 3-3 100.0% 2nd Half: 2-5 40.0% Game: 62.5%
FT FG%: 1st Half 6-9 66.7% 2nd Half: 9-13 69.2% Game: 68.2%

Score by Periods	1st	2nd	Total
Georgia Tech	29	37	66
Duke	39	35	74

GAME 33: DUKE

GREENSBORO, N.C. – Georgia Tech reached the ACC Semifinals in consecutive years for the first time in program history, but ran into an old nemesis - the top-seeded Duke Blue Devils - and fell 74-66.

Much like the contest against Duke in Durham in January, the Yellow Jackets began the game struggling to convert from the field and finished the first half shooting just 35.5 percent. Carrying the Tech offense in the opening frame was junior Metra Walthour who tied her career high of four three pointers in the first 20 minutes, but was the only Jacket to make more than two field goals before halftime.

Unlike the game at Cameron Indoor, where the Blue Devils shot only 28 percent in the first half, they seemingly couldn't miss, knocking down 68.2 percent of their shots in the first half en route to building a 39-29 lead at intermission.

A primary reason to the early shooting discrepancies was that the Yellow Jackets were settling for outside shots, attempting 14 first half threes, while the Blue Devils were able to get the ball inside and tallied 18 points in the paint in the opening 20 minutes.

The Jackets responded in

Game 34: Bowling Green
March 19, 2011 • Columbus, Ohio
St. John Arena (5,685)

Game 35: #18/24 Ohio State
March 21, 2011 • Columbus, Ohio
St. John Arena (3,881)

VISITORS: Bowling Green

#	Player	FG	3FG	FT	RB	F	TP	A	TO	BK	S
04	Hennegan	1-5	0-0	0-0	0	3	2	0	3	2	1
24	Uhl	2-2	0-0	0-0	3	2	4	0	3	0	0
02	Prochaska	5-16	0-1	9-9	5	4	19	1	3	0	0
05	Pontius	4-8	1-3	0-2	1	2	9	1	6	0	1
21	Steffen	5-6	1-2	5-5	5	1	16	2	3	1	0
11	Halfhill	0-0	0-0	0-0	0	0	0	0	0	0	0
14	Slagle	1-1	0-0	0-0	1	1	2	0	1	0	0
15	Albert	0-0	0-0	0-0	1	0	0	0	1	0	1
20	Papenfuss	0-1	0-0	2-2	3	1	2	0	3	0	1
42	Havel	2-4	0-0	0-0	3	1	4	0	1	0	1
44	Zuercher	0-0	0-0	0-0	0	1	0	1	0	0	0
	TEAM				5				1		
	Totals	20-43	2-6	16-18	27	16	58	5	25	3	5

TOTAL FG%: 1st Half 11-22 50.0% 2nd Half: 9-21 42.9% Game: 46.5%
 3 PT FG%: 1st Half 0-2 0.0% 2nd Half: 2-4 50.0% Game: 33.3%
 FT FG%: 1st Half 10-10 100.0% 2nd Half: 6-8 75.0% Game: 88.9%

HOME: Georgia Tech

#	Player	FG	3FG	FT	RB	F	TP	A	TO	BK	S
32	Regins	2-4	0-0	1-1	4	4	5	1	1	1	0
45	Goodlett	8-15	0-0	3-3	3	4	19	2	4	2	2
05	Walthour	3-9	0-5	3-4	2	1	9	3	2	0	2
22	Montgomery	5-13	2-4	2-4	11	2	14	2	2	0	3
23	Foster	1-2	0-0	0-0	2	4	2	1	4	0	1
01	Maye	0-0	0-0	0-0	0	0	0	0	0	0	0
02	Bennett	2-2	0-0	2-3	2	1	6	0	1	0	0
03	Taylor	0-0	0-0	0-0	0	0	0	0	0	0	0
10	Hamilton-Carter	0-0	0-0	0-0	0	0	0	0	0	0	0
14	Adams	1-1	0-0	0-0	2	1	2	0	0	0	0
15	Marshall	5-12	0-0	2-3	4	1	12	2	2	0	5
44	Blain	0-0	0-0	0-0	0	0	0	0	0	0	0
	TEAM				2						
	Totals	27-58	2-9	13-18	32	18	69	11	16	3	13

TOTAL FG%: 1st Half 15-31 48.4% 2nd Half: 12-27 44.4% Game: 46.6%
 3 PT FG%: 1st Half 0-5 0.0% 2nd Half: 2-4 50.0% Game: 22.2%
 FT FG%: 1st Half 3-4 75.0% 2nd Half: 10-14 71.4% Game: 72.2%

Score by Periods	1st	2nd	Total
Bowling Green	32	26	58
Georgia Tech	33	36	69

GAME 34: BOWLING GREEN

COLUMBUS, OHIO (AP) – The toll of Georgia Tech's constant pressure was revealed in a look. Sasha Goodlett took care of things in the paint with 19 points, and the fifth-seeded Yellow Jackets used their relentless pressure to force 25 turnovers in beating Bowling Green 69-58 Saturday in the NCAA tournament.

"Every time we trapped, they'd look at me," said Alex Montgomery, who had 14 points and 11 rebounds for the Yellow Jackets (24-10). "It was like they were scared. We knew we had to keep it coming, keep it coming. I could see it in their eyes."

The Falcons (28-5) had never seen anything like Georgia Tech's swarming, trapping defense blanketing all 94 feet of the court.

"We're not used to being pressed for 40 minutes in a game," said Lauren Prochaska. "They wore us down."

"The tale of the game today was our defensive effort," said Yellow Jackets coach MaChelle Joseph. "Being able to stop the 3-point shot the way we were able to, but also making them turn the ball over 25 times. They're a great team. They turn the ball over only 13 times a game. To force that many turnovers and to stop the 3-point shot was key."

The 25 turnovers were the most by the Falcons all season.

Bowling Green, with Prochaska stifled by Georgia Tech's skin-tight defense, couldn't seem to find her range. The Falcons went scoreless for more than 4 minutes in an 8-0 Yellow Jackets run that swelled the lead to 57-42.

"They're a physical, big team," Bowling Green coach Curt Miller said of the Yellow Jackets. "They try to wear you down with their defensive pressure over 40 minutes. Obviously, we succumbed a little bit to that pressure."

VISITORS: Georgia Tech

#	Player	FG	3FG	FT	RB	F	TP	A	TO	BK	S
32	Regins	4-8	0-0	0-0	8	2	8	1	2	0	2
45	Goodlett	6-12	0-0	0-0	6	3	12	1	4	0	1
05	Walthour	6-16	1-5	2-2	2	5	15	3	2	0	4
22	Montgomery	3-15	1-11	0-0	9	2	7	2	1	1	1
23	Foster	2-4	0-0	0-0	3	3	4	2	1	0	2
01	Maye	0-1	0-0	0-0	0	0	0	0	0	0	0
02	Bennett	1-2	0-0	0-0	0	1	2	0	1	0	2
14	Adams	0-1	0-0	0-0	0	0	0	0	0	0	0
15	Marshall	6-13	0-1	0-0	2	4	12	1	1	0	2
	TEAM				4				1		
	Totals	28-72	2-17	2-2	34	20	60	10	13	1	14

TOTAL FG%: 1st Half 14-32 43.8% 2nd Half: 14-40 35.0% Game: 38.9%
 3 PT FG%: 1st Half 0-5 0.0% 2nd Half: 2-12 16.7% Game: 11.8%
 FT FG%: 1st Half 2-2 100.0% 2nd Half: 0-0 0.0% Game: 100.0%

HOME: Ohio State

#	Player	FG	3FG	FT	RB	F	TP	A	TO	BK	S
42	Lavender	10-14	0-0	1-2	11	2	21	1	3	1	1
33	Adams	4-8	0-0	2-2	5	1	10	1	1	5	0
04	Hill	3-6	0-2	5-7	1	0	11	5	5	0	0
21	Prahalis	5-7	0-2	6-7	3	4	16	8	6	0	4
40	Johnson	3-6	3-6	0-0	3	0	9	0	4	0	1
03	Stokes	0-1	0-0	0-0	1	1	0	0	1	0	1
	TEAM				7				1		
	Totals	25-42	3-10	14-18	31	8	67	15	21	6	7

TOTAL FG%: 1st Half 11-20 55.0% 2nd Half: 14-22 63.6% Game: 59.5%
 3 PT FG%: 1st Half 2-6 33.3% 2nd Half: 1-4 25.0% Game: 30.0%
 FT FG%: 1st Half 5-7 71.4% 2nd Half: 9-11 81.8% Game: 77.8%

Score by Periods	1st	2nd	Total
Georgia Tech	30	30	60
#18/24 Ohio State	29	38	67

GAME 35: OHIO STATE

COLUMBUS, OHIO (AP) – Jantel Lavender scored 17 of her 21 points in the second half, leading Ohio State past Georgia Tech 67-60 Monday night in the second round of the NCAA tournament.

Lavender also grabbed 11 rebounds. She dominated in the paint as the Buckeyes advanced to a regional semifinal Saturday against top-seeded Tennessee in Dayton.

Samantha Prahalis added 16 points and eight assists, and Ashley Adams scored 11 for the fourth-seeded Buckeyes (24-9).

The game took on all the aspects of hand-to-hand combat at times. The officials twice went to the video to review plays involving players being hit in the face or neck. Once, they assessed a double intentional technical foul.

"They were physical," Prahalis said. "That was part of their game plan, to be physical. We just tried to keep our composure."

Down 35-34 after Sasha Goodlett scored inside for the Yellow Jackets with 17:42 left, the Buckeyes took over the game. Lavender hit an 8-foot jumper for the lead, then scored on consecutive fast-break passes from Prahalis to push the lead to 40-35.

After a basket by Chelsea Regins for Georgia Tech, Lavender had nine points and Taylor Hill the other four in a 13-3 run that stretched the lead to 53-40.

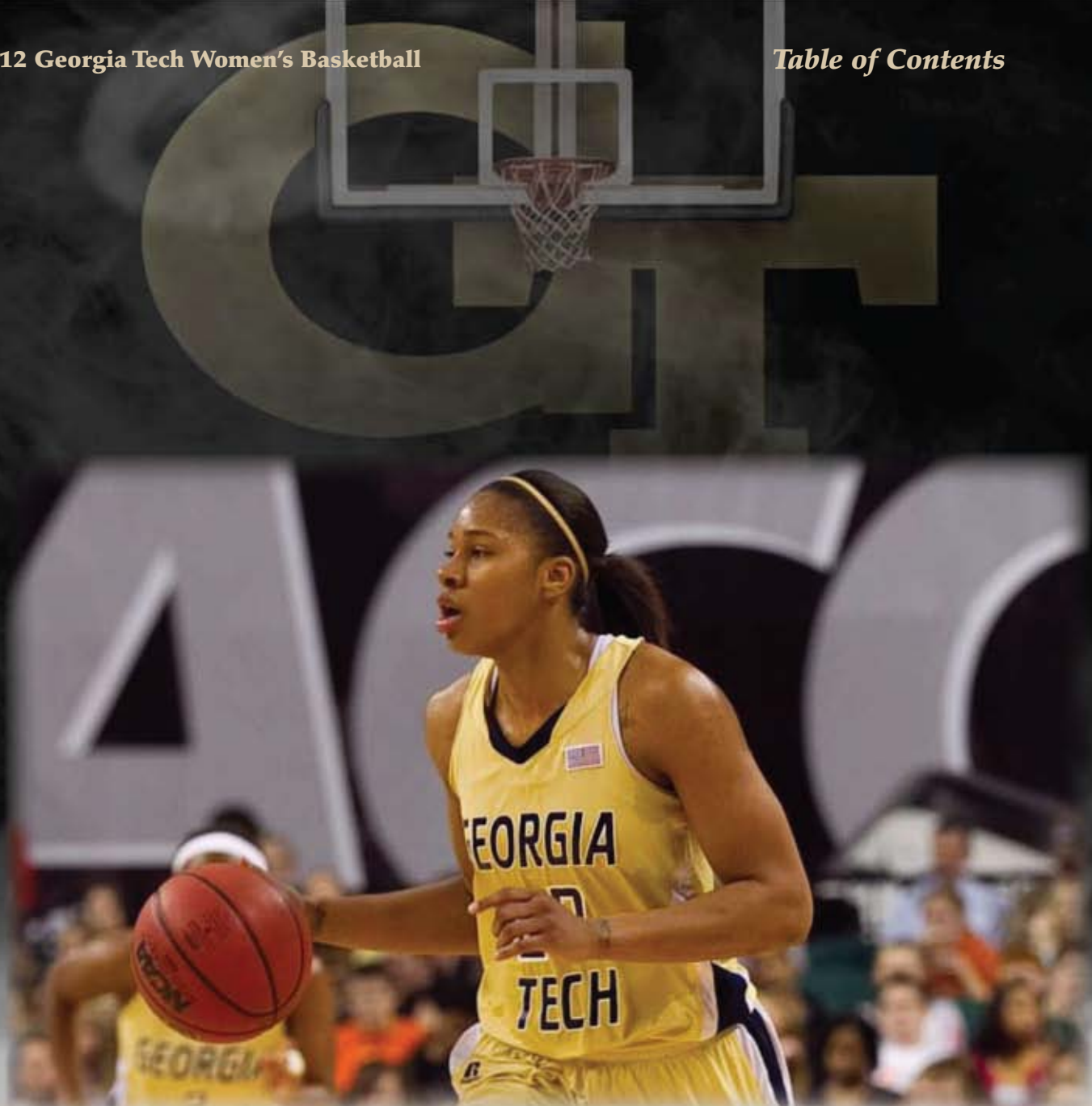
Metra Walthour had 15 points to lead the fifth-seeded Yellow Jackets. Goodlett and Tyaunna Marshall each had 12 points for Georgia Tech, which led by as many as four early in the second half before an unfriendly crowd at Ohio State's backup home, St. John Arena.

"We knew what we were up against," said guard Alex Montgomery. "We just didn't execute the game plan. They were knocking down shots, and we weren't able to do that."

As expected, the Yellow Jackets' smothering pressure was effective, forcing the Buckeyes into 21 turnovers – matching their season high. But the Buckeyes offset the turnovers by hitting 60 percent of their shots.

Meanwhile, the Jackets hit just 2 of 17 behind the arc (12 percent) and consistently missed open jumpers while shooting 39 percent.

"This late in the tournament, you have to play exceptional," Joseph said. "Today was just an average day for us."



THE ACC

The Tradition

Consistency. It is the mark of true excellence in any endeavor. However, in today's intercollegiate athletics, competition has become so balanced and so competitive that it is virtually impossible to maintain a high level of consistency.

Yet the Atlantic Coast Conference has defied the odds. Now in its 59th year of competition, the ACC has long enjoyed the reputation as one of the strongest and most competitive intercollegiate conferences in the nation. And that is not mere conjecture, the numbers support it.

Since its inception in 1953, ACC schools have captured 123 national championships, including 65 in women's competition and 58 in men's. In addition, NCAA individual titles have gone to ACC student-athletes 140 times in men's competition and 99 times in women's action.

Since 1977, when the league adopted women's basketball, a tradition of excellence was established.

The 2005-06 season marked the first time in NCAA history that a conference sent three teams to the same Final Four. The title game pitted an automatic ACC winner as second-seeded Maryland faced No. 1 seed Duke. The Terrapins claimed their first national title in school history and the league's second with a thrilling 78-75 overtime game at the TD Banknorth Garden in Boston, Mass., on April 4, 2006. Following the 2006-07 season, Duke became the first ACC team and only the 14th in NCAA history to finish a regular season undefeated (29-0), while 34 wins for North Carolina marked the most in program history.

The 2010-11 season was no different in the continuation towards excellence as the ACC was represented by at least six teams in the NCAA Women's Basketball Tournament Field of 64 for the ninth straight year. The ACC was one of only two leagues (Big East) to place six or more teams in the 2011 Big Dance, while all six ACC teams selected were tabbed top five seeds – a first since 1996. The addition of two programs to the WNIT gives the ACC eight postseason teams for the eighth time overall, seventh consecutive, and eighth time in the last 12 years.

Duke, which won the school's seventh ACC Women's Basketball Tournament title and its second-consecutive, earned a No. 2 seed in the Philadelphia region. The bid gave Duke its league-best 17th-straight NCAA Tournament appearance and 18th overall. Joining the Blue Devils among the top three seeds selected for the 2011 NCAA Tournament were Florida State and Miami, which advanced to the WNIT Championship game one year ago. Miami's No. 3 NCAA seed was the second-best seed in program history behind the No. 2 seed earned by the 1992 Hurricanes, who reached the Sweet 16 that season.

In addition to Duke, Florida State and Miami as ACC representatives in the 2011 NCAA Tournament were Georgia Tech, Maryland, and North Carolina. Boston College and Virginia received bids to participate in the 2011 Women's National Invitation Tournament.

Duke and North Carolina were the only two ACC squads to advance to the 2011 NCAA Regionals. Duke made its 13th appearance in an NCAA Regional over the last 14 years and earned their ninth regional final appearance out of the last 14 years and the second under head coach Joanne P. McCallie. Duke fell at the hands of top-seeded and top-ranked Connecticut in Philadelphia, while North Carolina dropped its regional semifinal against Stanford in Spokane, Wash.

Overall, The ACC's women's basketball programs continue to rank among the best in the country in terms of the postseason tournaments, having made 162 NCAA Tournament appearances and winning 215 games in the last 34 years, including 36 wins by a number one seed. In addition to accolades such as sending three teams to the same Final Four for the first time in NCAA history, the league boasts such national accomplishments as sending at least one team to the "Sweet 16" for 23 consecutive seasons and

at least one to the Final Four in 11 of the last 23 seasons. The conference has also made 14 trips to the Final Four in the last 30 seasons, with three teams finishing second and North Carolina and Maryland capturing National Championships in 1994 and 2006, respectively.

Since 1989, the ACC has placed 14 players on the All-Final Four team, including Maryland's Laura Harper, who in '06 joined the ranks of Virginia's Dawn Staley and North Carolina's Charlotte Smith as the NCAA Tournament Most Outstanding Player. In all, 69 ACC players have been named to the NCAA Tournament All-Region teams with 10 Most Outstanding Player recognitions.

The ACC also won its fourth-straight ACC/Big Ten Women's Basketball Challenge in 2010-11 with a 6-5 edge on December 1st and 2nd, 2010, in its fourth year of what began as a four-year agreement and has been extended until 2012. In 2009 and 2008, the ACC won seven of the 11 Big Ten/ACC Challenge games, while the inaugural Challenge in 2007 saw the ACC collect eight victories. The ACC and the Big Ten conference offices determine the 11-game schedule each season, and match-ups may repeat from year-to-year in efforts to coordinate similar opponents and reach competitive equity. In addition, the official title of the Challenge will rotate each year. Through the four Challenges, Georgia Tech and Maryland remain undefeated for the ACC, while Michigan boasts the only unbeaten record among Big Ten squads.

Eight players have garnered National Player of the Year accolades, while competing under the ACC banner. Staley was a back-to-back selection in '91 and '92, while Smith received the ESPY award in '95. Duke's Alana Beard was recognized with National Player of the Year honors in both '03 and '04, and UNC's Ivory Latta earned ESPN.com National Player of the Year in '06. In 2007, Duke guard Lindsey Harding was named the Naismith Trophy Women's College Player of the Year presented by AT&T.

Five league coaches have combined to earn 13 National Coach of the Year honors. North Carolina's Sylvia Hatchell, Virginia's Debbie Ryan, former Maryland head coach Chris Weller, former Duke head coach Gail Goestenkors and the late NC State head coach Kay Yow all garnered national recognition.

Seven ACC representatives, including coaches and student-athletes, have participated in the Olympics. Yow, assisted by Hatchell, headed up the '88 gold medal-winning Olympic team. Maryland's Vicky Bullett was a member of both the '88 and '92 Olympic teams. Staley, a three-time Olympian, struck gold in Athens as a member of the '04 title squad, while Goestenkors served as an assistant coach on the gold medal-winning team in Athens.

Since the inaugural season of the Women's National Basketball Association (WNBA) in '97, the ACC has been a recognizable presence in the league. Ninety (90) former ACC stars have played on the hardwood in the WNBA, while six former players have worked the sidelines as coaches. Two ACC players were selected in the first round of the 2011 WNBA Draft, while seven players were taken overall. The league's record was set in '06 and '07, with nine taken in the respective professional drafts.

In addition, ACC women's basketball players have earned first-team Academic All-America honors 11 times, including Virginia's Val Ackerman – the former President of the WNBA in '81. In 1997, NC State's Jennifer Howard was tabbed GTE CoSIDA Academic Player of the Year after posting a flawless 4.0 grade point average throughout her career. Seventeen players have earned ACC postgraduate scholarships, while three others were named NCAA Postgraduate Scholars.

Over the years, ACC women's basketball teams have gained national recognition through their television exposure. The 2011-12 schedule features 52 televised games, making up 98 television appearances – the most in both categories since the inception of ACC women's basketball. In addition, ESPN will show 23 ACC games on its network, including nine on



ESPN2 - highlighted by a rematch of the 2011 ACC Championship game between North Carolina and Duke and the double-header of Miami at Maryland and Wake Forest at NC State as part of the network's "Play 4Kay" campaign. ESPN2 will showcase seven contests, including Miami at Florida State and Florida State at Virginia, ESPN3 will broadcast seven games, and 28 conference match-ups will be shown on the league's regional sports network (known as RSN), inclusive of four Friday night double-headers.

New for this season will be the broadcast of all 11 games of the 2012 ACC Women's Basketball Tournament to be held March 1-4 at the Greensboro Coliseum - the first round and quarterfinals on the regional sports network and three on ESPN networks - the 2012 ACC Tournament semifinal games (ESPN2) and the Championship game (ESPN2).

2010-11 In Review

The 2010-11 academic year concluded with the league pocketing two more national team titles and 18 individual NCAA crowns. In all, the ACC has now won 45 national team titles since the beginning of 2000, and won two or more NCAA titles in 29 of the past 31 years.

The ACC's 2010-11 national champions were Maryland in field hockey and Virginia in men's lacrosse. Overall, 132 ACC teams placed in NCAA championships during the past season. Nine teams competed in football bowl championships, with four teams claiming victories - Florida State (Chick-fil-A Bowl), Maryland (Military/Northrop-Grumman Bowl), North Carolina (Franklin American Mortgage MCB Bowl) and NC State (Champs Sports Bowl).

The ACC placed at least one team in the final top 10 nationally in 19 of the 25 sponsored sports for which polls were available. In all, 40 ACC teams finished their season with a top 10 ranking, including two at the No. 1 spot.

For the 2010-11 campaign, seven of the 12 ACC schools finished in the top 50 of the NACDA Director's Cup, which is awarded annually by the National Association of Collegiate Directors of Athletics (NACDA) and honors the top institution maintaining a broad-based athletic program and achieves success in many sports.

A total of 306 ACC student-athletes earned first-, second-, or third-team All-America honors this past year. In addition, the ACC produced three national Players of the Year, four national Freshmen of the Year, and four national Coach of the Year honorees.

2010-11 National Championships

Field Hockey - Maryland
Men's Lacrosse - Virginia

The Championships

The conference will conduct championship competition in 25 sports during the 2011-12 academic year - 12 for men and 13 for women.

The first ACC championship was held in swimming on February 25, 1954. The conference did not conduct championships in cross country, wrestling or tennis during the first year.

The 12 sports for men include football, cross country, soccer, basketball, swimming, indoor and outdoor track, wrestling, baseball, tennis, golf and lacrosse. Fencing, which was started in 1971, was discontinued in 1981.

Women's sports were initiated in 1977 with the first championship meet being held in tennis at Wake Forest University.

Championships for women are currently conducted in cross country, field hockey, soccer, basketball, swimming, indoor and outdoor track, tennis, golf, lacrosse, softball and rowing, while volleyball determines its champion in regular season play.

A History

The ACC was founded on May 8, 1953, at the Sedgefield Inn near Greensboro, N.C., with seven charter members - Clemson, Duke, Maryland, North Carolina, North Carolina State, South Carolina and Wake Forest -

drawing up the conference by-laws.

The withdrawal of seven schools from the Southern Conference came early on the morning of May 8, 1953, during the Southern Conference's annual spring meeting. On June 14, 1953, the seven members met in Raleigh, N.C., where a set of bylaws was adopted and the name became officially the Atlantic Coast Conference.

Suggestions from fans for the name of the new conference appeared in the region's newspapers prior to the meeting in Raleigh. Some of the names suggested were: Dixie, Mid South, Mid Atlantic, East Coast, Seaboard, Colonial, Tobacco, Blue-Gray, Piedmont, Southern Seven and the Shoreline.

Duke's Eddie Cameron recommended that the name of the conference be the Atlantic Coast Conference, and the motion was passed unanimously. The meeting concluded with each member institution assessed \$200.00 to pay for conference expenses.

On Dec. 4, 1953, conference officials met again at Sedgefield and officially admitted the University of Virginia as the league's eighth member. The first, and only, withdrawal of a school from the ACC came on June 30, 1971, when the University of South Carolina tendered its resignation.

The ACC operated with seven members until April 3, 1978, when the Georgia Tech was admitted. The Atlanta school had withdrawn from the Southeastern Conference in Jan. of 1964.

The ACC expanded to nine members on July 1, 1991, with the addition of Florida State.

The conference expanded to 11 members on July 1, 2004, with the addition of the Miami and Virginia Tech. On Oct. 17, 2003, Boston College accepted an invitation to become the league's 12th member starting July 1, 2005.



School Affiliations

BOSTON COLLEGE -- Charter member of the Big East Conference in 1979; joined the ACC in July, 2005.

CLEMSON -- Charter member of the Southern Intercollegiate Athletic Association in 1894; a charter member of the Southern Conference in 1921; a charter member of the Atlantic Coast Conference (ACC) in 1953.

DUKE -- Joined the Southern Conference in December, 1928; charter member of the ACC in 1953.

FLORIDA STATE -- Charter member of the Dixie Conference in 1948; joined the Metro Conference in July, 1976; joined the ACC July, 1991.

GEORGIA TECH -- Charter member of the Southern Intercollegiate Athletic Association in 1894; charter member of Southern Conference in 1921; charter member of the SEC in 1932; joined the ACC in April, 1978.

MARYLAND -- Charter member of the Southern Conference in 1921; charter member of the ACC in 1953.

MIAMI -- Charter member of the Big East Football Conference in 1991; joined the ACC in July, 2004.

NORTH CAROLINA -- Charter member of the Southern Intercollegiate Athletic Association in 1894; charter member of the Southern Conference in 1921; charter member of the ACC in 1953.

NC STATE -- Charter member of the Southern Conference in 1921; charter member of the ACC in 1953.

VIRGINIA -- Charter member of the Southern Intercollegiate Athletic Association in 1894; charter member of the Southern Conference in 1921; resigned from Southern Conference in December 1936; joined the ACC in December, 1953.

VIRGINIA TECH -- Charter member of the Southern Conference in 1921; withdrew from the Southern Conference in June, 1965; became a charter member of the Big East Football Conference in Feb. 5, 1991; joined the ACC in July, 2004.

WAKE FOREST -- Joined the Southern Conference in February, 1936; charter member of the ACC in 1953.



SCORING OFFENSE

TEAM	G	W-L	PTS	AVG/G
1. Miami	33	28-5	2636	79.9
2. Boston College	33	20-13	2571	77.9
3. North Carolina	37	28-9	2882	77.9
4. NC State	31	14-17	2356	76.0
5. Florida State	32	24-8	2352	73.5
6. Maryland	32	24-8	2293	71.7
7. Duke	36	32-4	2538	70.5
8. Virginia	35	19-16	2338	66.8
9. Wake Forest	32	15-17	2127	66.5
10. GEORGIA TECH	35	24-11	2314	66.1
11. Virginia Tech	30	11-19	1824	60.8
12. Clemson	30	10-20	1796	59.9

SCORING DEFENSE

TEAM	G	PTS	AVG/G
1. Duke	36	2003	55.6
2. GEORGIA TECH	35	1988	56.8
3. Maryland	32	1860	58.1
4. North Carolina	37	2284	61.7
5. Miami	33	2070	62.7
6. Florida State	32	2049	64.0
7. Virginia	35	2257	64.5
8. Wake Forest	32	2108	65.9
9. Virginia Tech	30	1983	66.1
10. Boston College	33	2279	69.1
11. Clemson	30	2077	69.2
12. NC State	31	2209	71.3

SCORING MARGIN

TEAM	G	OFF	DEF	MARGIN
1. Miami	33	79.9	62.7	+17.2
2. North Carolina	37	77.9	61.7	+16.2
3. Duke	36	70.5	55.6	+14.9
4. Maryland	32	71.7	58.1	+13.5
5. Florida State	32	73.5	64.0	+9.5
6. GEORGIA TECH	35	66.1	56.8	+9.3
7. Boston College	33	77.9	69.1	+8.8
8. NC State	31	76.0	71.3	+4.7
9. Virginia	35	66.8	64.5	+2.3
10. Wake Forest	32	66.5	65.9	+0.6
11. Virginia Tech	30	60.8	66.1	-5.3
12. Clemson	30	59.9	69.2	-9.4

FREE THROW PCT

TEAM	G	FTM	FTA	PCT
1. Boston College	33	423	567	.746
2. Florida State	32	527	749	.704
3. Virginia	35	578	826	.700
4. North Carolina	37	566	817	.693
5. Miami	33	567	825	.687
6. Wake Forest	32	432	647	.668
7. NC State	31	439	662	.663
8. GEORGIA TECH	35	416	638	.652
9. Maryland	32	496	761	.652
10. Duke	36	461	714	.646
11. Clemson	30	273	434	.629
12. Virginia Tech	30	337	561	.601

FIELD GOAL PCT

TEAM	G	FGM	FGA	PCT
1. Boston College	33	966	2106	.459
2. Florida State	32	826	1889	.437
3. Maryland	32	845	1953	.433
4. Miami	33	934	2182	.428
5. North Carolina	37	1076	2516	.428
6. GEORGIA TECH	35	873	2064	.423
7. NC State	31	88	2079	.422
8. Duke	36	939	2241	.419
9. Virginia Tech	30	691	1761	.392
10. Virginia	35	811	2088	.388
11. Clemson	30	666	1741	.383
12. Wake Forest	32	764	2002	.382

FIELD GOAL PCT DEFENSE

TEAM	G	FGM	FGA	PCT
1. North Carolina	37	824	2464	.334
2. Maryland	32	638	1820	.351
3. Duke	36	732	1972	.371
4. Florida State	32	741	1955	.379
5. Miami	33	756	1960	.386
6. Wake Forest	32	713	1822	.391
7. Virginia Tech	30	694	1768	.393
8. Boston College	33	825	2094	.394
9. GEORGIA TECH	35	731	1853	.394
10. Virginia	35	800	1988	.402
11. Clemson	30	760	1885	.403
12. NC State	31	836	2048	.408

3-POINT FG PCT

TEAM	G	3FGM	3FGA	PCT
1. Florida State	32	173	473	.366
2. Boston College	33	216	630	.343
3. Duke	36	199	581	.343
4. Clemson	30	191	568	.336
5. GEORGIA TECH	35	152	468	.325
6. Virginia	35	168	442	.312
7. NC State	31	161	523	.308
8. Virginia Tech	30	105	342	.307
9. Miami	33	201	662	.304
10. North Carolina	37	164	553	.297
11. Maryland	32	107	388	.276
12. Wake Forest	32	167	615	.272

3-PT FG PCT DEFENSE

TEAM	G	3FGM	3FGA	PCT
1. North Carolina	37	230	819	.281
2. Miami	33	162	547	.296
3. NC State	31	157	523	.300
4. Wake Forest	32	160	528	.303
5. GEORGIA TECH	35	154	508	.303
6. Duke	36	198	650	.305
7. Maryland	32	181	578	.313
8. Florida State	32	179	557	.321
9. Virginia Tech	30	164	507	.323
10. Boston College	33	185	571	.324
11. Clemson	30	179	539	.332
12. Virginia	35	195	579	.337

3-POINT FG MADE

TEAM	G	3FG	AVG/G
1. Boston College	33	216	6.5
2. Clemson	30	191	6.4
3. Miami	33	201	6.1
4. Duke	36	199	5.5
5. Florida State	32	173	5.4
6. Wake Forest	32	167	5.2
7. NC State	31	161	5.2
8. North Carolina	37	164	4.4
9. GEORGIA TECH	35	152	4.3
10. Virginia	35	138	3.9
11. Virginia Tech	30	105	3.5
12. Maryland	32	107	3.3

REBOUNDING MARGIN

TEAM	G	TEAM	OPP	MARGIN
1. Maryland	32	45.7	33.5	+12.1
2. Boston College	33	42.5	34.7	+7.7
3. Florida State	32	42.4	34.8	+7.6
4. Duke	36	42.0	35.1	+7.0
5. North Carolina	37	47.5	40.6	+6.9
6. GEORGIA TECH	35	39.1	32.5	+6.6
7. NC State	31	43.9	41.1	+2.7
8. Virginia	35	39.5	37.4	+2.1
9. Miami	33	41.0	39.8	+1.2
10. Wake Forest	32	40.3	40.3	+0.0
11. Virginia Tech	30	38.7	38.7	+0.0
12. Clemson	30	39.1	40.6	-1.5

BLOCKED SHOTS

TEAM	G	BLOCKS	AVG/G
1. North Carolina	37	242	6.5
2. Maryland	32	153	4.8
3. Clemson	30	139	4.6
4. Duke	36	166	4.6
5. Wake Forest	32	136	4.3
6. Virginia Tech	30	126	4.2
7. Miami	33	136	4.1
8. Virginia	35	141	4.0
9. NC State	31	114	3.7
10. Boston College	33	120	3.6
11. Florida State	32	93	2.9
12. GEORGIA TECH	35	95	2.7

ASSISTS

TEAM	G	ASSISTS	AVG/G
1. Boston College	33	586	17.8
2. North Carolina	37	602	16.3
3. Maryland	32	495	15.5
4. Miami	33	496	15.0
5. Duke	36	540	15.0
6. NC State	31	452	14.6
7. GEORGIA TECH	35	510	14.6
8. Wake Forest	32	453	14.2
9. Virginia Tech	30	412	13.7
10. Florida State	32	435	13.6
11. Clemson	30	407	13.6
12. Virginia	35	439	12.5

STEALS

TEAM	G	STEALS	AVG/G
1. Miami	33	452	13.7
2. Duke	36	446	12.4
3. GEORGIA TECH	35	406	11.6
4. North Carolina	37	400	10.8
5. Wake Forest	32	331	10.3
6. Maryland	32	314	9.8
7. Virginia	35	325	9.3
8. NC State	31	278	9.0
9. Virginia Tech	30	264	8.8
10. Boston College	33	255	7.7
11. Clemson	30	231	7.7
12. Florida State	32	244	7.6

TURNOVER MARGIN

TEAM	G	TEAM	OPP	MARGIN
1. Miami	33	16.6	24.5	+8.0
2. Duke	36	16.6	21.3	+4.7
3. North Carolina	37	17.5	20.2	+2.7
4. GEORGIA TECH	35	19.2	21.8	+2.7
5. Wake Forest	32	18.4	20.8	+2.4
6. Virginia	35	17.3	19.5	+2.1
7. NC State	31	18.6	19.1	+0.5
8. Maryland	32	19.0	19.2	+0.2
9. Florida State	32	18.5	17.6	-0.9
10. Virginia Tech	30	20.3	18.8	-1.5
11. Boston College	33	19.3	16.2	-3.1
12. Clemson	30	21.5	16.7	-4.8

ASSIST/TURNOVER RATIO

TEAM	G	ASST	TURN	RATIO
1. North Carolina	37	602	648	0.9
2. Boston College	33	586	636	0.9
3. Miami	33	496	547	0.9
4. Duke	36	540	597	0.9
5. Maryland	32	495	609	0.8
6. NC State	31	452	577	0.8
7. Wake Forest	32	453	590	0.8
8. GEORGIA TECH	35	510	671	0.8
9. Florida State	32	435	593	0.7
10. Virginia	35	439	606	0.7
11. Virginia Tech	30	412	610	0.7
12. Clemson	30	407	645	0.6

SCORING	CI	G	FG	3FG	FT	Pts	Avg/G
1. Riquna Williams-UM	Jr	33	251	75	140	717	21.7
2. Shenise Johnson-UM	Jr	33	236	44	132	648	19.6
3. Carolyn Swords-BC	Sr	33	240	0	99	579	17.5
4. Bonae Holston-ST	Jr	31	211	0	84	506	16.3
5. Italee Lucas-NC	Sr	37	229	79	61	598	16.2
6. Stefanie Murphy-BC	Sr	33	201	20	83	505	15.3
7. Jasmine Thomas-DU	Sr	36	199	65	80	543	15.1
8. Cierra Bravard-FS	Jr	32	162	0	156	480	15.0
9. Alyssa Thomas-MD	Fr	31	171	0	108	450	14.5
10. Alex Montgomery-GT	Sr	35	168	74	77	487	13.9
11. Morgan Stroman-UM	So	33	164	1	121	450	13.6
12. Marissa Kastanek-ST	So	31	146	57	72	421	13.6
13. Tyanna Marshall-GT	Fr	35	201	4	69	475	13.6
14. Amber White-ST	Sr	31	147	5	120	419	13.5
15. Lynetta Kizer-MD	Jr	32	153	3	114	423	13.2

REBOUNDING	CI	G	Off	Def	Total	Avg/G
1. Carolyn Swords-BC	Sr	33	114	198	312	9.5
2. Alex Montgomery-GT	Sr	35	61	239	300	8.6
3. Bonae Holston-ST	Jr	31	103	156	259	8.4
4. Krystal Thomas-DU	Sr	36	120	180	300	8.3
Shenise Johnson-UM	Jr	33	107	168	275	8.3
6. Morgan Stroman-UM	So	33	107	163	270	8.2
7. Stefanie Murphy-BC	Sr	33	81	180	261	7.9
8. Cierra Bravard-FS	Jr	32	84	166	250	7.8
9. Lynetta Kizer-MD	Jr	32	107	142	249	7.8
10. Laura Broomfield-NC	Jr	37	116	171	287	7.8

FIELD GOAL PCT	CI	G	FGM	FGA	Pct.
1. Carolyn Swords-BC	Sr	33	240	336	.714
2. Sandra Garcia-WF	So	31	135	241	.560
3. Cierra Bravard-FS	Jr	32	162	297	.545
4. Morgan Stroman-UM	So	33	164	316	.519
5. Stefanie Murphy-BC	Sr	33	201	392	.513
6. Chay Shegog-NC	Jr	36	122	238	.513
7. Bonae Holston-ST	Jr	31	211	419	.504
8. Shenise Johnson-UM	Jr	33	236	484	.488
9. Laura Broomfield-NC	Jr	37	114	234	.487
10. Alyssa Thomas-MD	Fr	31	171	356	.480

ASSISTS	CI	G	No.	Avg/G
1. Jaclyn Thoman-BC	Sr	33	168	5.1
2. C. DeGraffenreid-NC	Sr	37	176	4.8
3. Nikki Davis-VT	Sr	30	140	4.7
4. Anjale Barrett-MD	Jr	32	136	4.3
5. Courtney Ward-FS	Sr	32	132	4.1
6. Amber White-ST	Sr	31	121	3.9
7. Shenise Johnson-UM	Jr	33	127	3.8
8. Metra Walthour-GT	Jr	35	132	3.8
9. Christian Hunnicutt-FS	Sr	31	116	3.7
10. M. Goodwin-Coleman-ST	Fr	31	113	3.6

FREE THROW PCT	CI	G	FTM	FTA	Pct.
1. Shenise Johnson-UM	Jr	33	132	156	.846
2. Marissa Kastanek-ST	So	31	72	87	.828
3. Stefanie Murphy-BC	Sr	33	83	101	.822
4. Courtney Ward-FS	Sr	32	73	90	.811
5. Alex Montgomery-GT	Sr	35	77	96	.802
6. Chelsea Shine-VA	Jr	35	72	91	.791
7. Cierra Bravard-FS	Jr	32	156	198	.788
8. Riquna Williams-UM	Jr	33	140	181	.773
9. Carolyn Swords-BC	Sr	33	99	132	.750
10. Paulisha Kellum-VA	Sr	35	86	115	.748

3-POINT FG PCT	CI	G	3FG	FGA	Pct.
1. Ataira Franklin-VA	Fr	35	43	90	.478
2. Courtney Ward-FS	Sr	32	78	193	.404
3. Jaclyn Thoman-BC	Sr	33	41	103	.398
4. Jasmine Thomas-DU	Sr	36	65	166	.392
Kirstyn Wright-CU	Jr	30	65	166	.392
6. Kerri Shields-BC	So	33	85	232	.366
7. Alexa Deluzio-FS	So	32	41	112	.366
8. Metra Walthour-GT	Jr	35	51	142	.359
9. Alex Montgomery-GT	Sr	35	74	209	.354
10. Brittany Strachan-ST	Sr	31	44	125	.352

BLOCKED SHOTS	CI	G	No.	Avg/G
1. Waltiea Rolle-NC	So	37	82	2.2
2. Kody Burke-ST	Fr	30	57	1.9
3. Jessica Breland-NC	Sr	34	64	1.9
4. Krystal Thomas-DU	Sr	36	59	1.6
5. Lindsey Mason-CU	Jr	30	45	1.5
6. Carolyn Swords-BC	Sr	33	48	1.5
7. Alicia DeVaughn-MD	Fr	32	36	1.1
8. Chay Shegog-NC	Jr	36	40	1.1
9. Diandr Tchatchouang-MD	So	32	35	1.1
10. Brittany Waters-WF	Sr	32	34	1.1

STEALS	CI	G	No.	Avg/G
1. Morgan Stroman-UM	So	33	109	3.3
2. Shenise Johnson-UM	Jr	33	104	3.2
3. Riquna Williams-UM	Jr	33	91	2.8
4. C. DeGraffenreid-NC	Sr	37	96	2.6
5. Jasmine Thomas-DU	Sr	36	85	2.4
6. Metra Walthour-GT	Jr	35	81	2.3
7. Nikki Davis-VT	Sr	30	67	2.2
8. Alyssa Thomas-MD	Fr	31	66	2.1
9. Kristen Doherty-BC	Fr	33	69	2.1
10. Alex Montgomery-GT	Sr	35	73	2.1

ASSIST/TURNOVER RATIO	CI	G	Ast.	T/O	Ratio
1. C. DeGraffenreid-NC	Sr	37	176	76	2.3
2. Metra Walthour-GT	Jr	35	132	76	1.7
3. Kristen Doherty-BC	Fr	33	106	64	1.7
4. Anjale Barrett-MD	Jr	32	136	83	1.6
5. Brooke Thomas-WF	Jr	32	113	74	1.5
6. Christian Hunnicutt-FS	Sr	31	116	82	1.4
7. Nikki Davis-VT	Sr	30	140	101	1.4
8. M. Goodwin-Coleman-ST	Fr	31	113	83	1.4
9. Jaclyn Thoman-BC	Sr	33	168	132	1.3
10. Courtney Ward-FS	Sr	32	132	105	1.3

2011 All-ACC Teams

First Team

Cierra Bravard	Florida State
Shenise Johnson	Miami
Carolyn Swords	Boston College
Jasmine Thomas	Duke
Riquna Williams	Miami

Second Team

Bonae Holston	NC State
Lynetta Kizer	Maryland
Italee Lucas	North Carolina
Alex Montgomery	Georgia Tech
Alyssa Thomas	Maryland

Third Team

Ty Marshall	Georgia Tech
Stefanie Murphy	Boston College
Morgan Stroman	Miami
Krystal Thomas	Duke
Courtney Ward	Florida State

Honorable Mention

Jessica Breland	North Carolina
Laura Broomfield	North Carolina
Cetera DeGraffenreid	North Carolina
Chelsea Gray	Duke
Marissa Kastanek	NC State

All-Freshmen Team

Chelsea Gray	Duke
Natasha Howard	Florida State
Ty Marshall	Georgia Tech
Alyssa Thomas	Maryland
Ataira Franklin	Virginia

All-Defensive Team

Christian Hunnicutt	Florida State
Shenise Johnson	Miami
Alex Montgomery	Georgia Tech
Waltiea Rolle	North Carolina
Jasmine Thomas	Duke

All-Tournament First Team

Jasmine Thomas	Duke (MVP)
Karina Christmas	Duke
Jessica Breland	North Carolina
Italee Lucas	North Carolina
Shenise Johnson	Miami

All-Tournament Second Team

Chelsea Gray	Duke
Cetera DeGraffenreid	North Carolina
Bonae Holston	NC State
Riquna Williams	Miami
Ty Marshall	Georgia Tech

ACC Player of the Year

Shenise Johnson	Miami
-----------------	-------

ACC Coach of the Year

Katie Meier	Miami
-------------	-------

ACC Rookie of the Year

Alyssa Thomas	Maryland
---------------	----------

ACC Sixth Player of the Year

Ariana Moorer	Virginia
---------------	----------

ACC Defensive Player of the Year

Christian Hunnicutt	Florida State
---------------------	---------------



GEORGIA TECH ACC
TOURNAMENT RESULTS
ROUND-BY-ROUND

ACC First Round (5-5)

1996 #9 FSU def. #8 GT, 64-51
1998 #8 GT def. #9 WF, 78-67
2001 #7 UNC def. #8 GT, 79-64
2004 #9 WF def. #8 GT, 61-59
2005 #9 Miami def. #8 GT, 60-58
2006 #11 GT def. #6 Miami, 79-62
2007 #6 GT def. #11 Miami, 66-52
2008 #5 GT def. #12 Miami, 76-49
2009 #12 CU def. #5 GT, 81-69
2011 #5 GT def. #12 VT, 81-58

ACC Quarterfinals (5-22)

1980 #1 NCST def. #8 GT, 99-48
1981 #2 Virginia def. #7 GT, 61-49
1982 #4 CU def. #5 GT, 62-54
1983 #2 UNC def. #7 GT, 85-80
1984 #1 Virginia def. #8 GT, 75-58
1985 #1 NCST def. #8 GT, 87-60
1986 #1 Virginia def. #8 GT, 90-64
1987 #3 UNC def. #6 GT, 64-54
1988 #2 Md def. #7 GT, 102-74
1989 #3 CU def. #6 GT, 94-74
1990 #2 Virginia def. #7 GT, 73-65
1991 #2 Md def. #7 GT, 91-73
1992 #7 GT def. #2 Md, 68-67
1993 #5 CU def. #4 GT, 87-66
1994 #2 UNC def. #7 GT, 78-55
1995 #3 NCST def. #6 GT, 88-70
1997 #2 Virginia def. #7 GT, 77-63
1998 #1 Duke def. #8 GT, 100-56
1999 #3 UNC def. #6 GT, 87-71
2000 #6 GT def. #3 NCST, 71-62
2002 #4 Virginia def. #5 GT, 60-58
2003 #5 GT def. #4 FSU, 64-59
2006 #3 Md def. #11 GT, 71-66
2007 #3 Md def. #6 GT, 75-59
2008 #4 Virginia def. #5 GT, 52-43
2010 #4 GT def. #5 WF, 52-45
2011 #5 GT def. #4 Md, 70-64

ACC Semifinals (1-4)

1992 #7 GT def. #3 CU, 74-73
2000 #2 Duke def. #6 GT, 77-56
2003 #1 Duke def. #5 GT, 76-52
2010 #1 Duke def. #4 GT, 67-55
2011 #1 Duke def. #5 GT, 74-66

ACC Championship Game (0-1)

1992 #1 Virginia def. #7 GT, 70-69

bold italics indicate Joseph era.

**Coach Joseph in
ACC Tournament:**
Overall: 6-8
First Round: 4-3
Quarterfinals: 2-3
Semifinals: 0-2
Championship: 0-0

GEORGIA TECH ACC
TOURNAMENT RESULTS
YEAR-BY-YEAR

1980, College Park, Md.

QF #1 NC State def. #8 GT, 99-48

1981, Clemson, S.C.

QF #2 Virginia def. #7 GT, 61-49

1982, Raleigh, N.C.

QF #4 Clemson def. #5 GT, 62-54

1983, Fayetteville, N.C.

QF #2 UNC def. #7 GT, 85-80

1984, Fayetteville, N.C.

QF #1 Virginia def. #8 GT, 75-58

1985, Fayetteville, N.C.

QF #1 NC State def. #8 GT, 87-60

1986, Fayetteville, N.C.

QF #1 Virginia def. #8 GT, 90-64

1987, Fayetteville, N.C.

QF #3 UNC def. #6 GT, 64-54

1988, Fayetteville, N.C.

QF #2 Maryland def. #7 GT, 102-74

1989, Fayetteville, N.C.

QF #3 Clemson def. #6 GT, 94-74

1990, Fayetteville, N.C.

QF #2 Virginia def. #7 GT, 73-65

1991, Fayetteville, N.C.

QF #2 Maryland def. #7 GT, 91-73

1992, Rock Hill, S.C.

QF #7 GT def. #2 Maryland, 68-67
SF #7 GT def. #3 Clemson, 74-73
CG #1 Virginia def. #7 GT, 70-69

1993, Rock Hill, S.C.

QF #5 Clemson def. #4 GT, 87-66

1994, Rock Hill, S.C.

QF #2 UNC def. #7 GT, 78-55

1995, Rock Hill, S.C.

QF #3 NC State def. #6 GT, 88-70

1996, Rock Hill, S.C.

1R #9 FSU def. #8 GT, 64-51

1997, Charlotte, N.C.

QF #2 Virginia def. #7 GT, 77-63

1998, Charlotte, N.C.

1R #8 GT def. #9 Wake Forest, 78-67

QF #1 Duke def. #8 GT, 100-56

1999, Charlotte, N.C.

QF #3 UNC def. #6 GT, 87-71

2000, Greensboro, N.C.

QF #6 GT def. #3 NC State, 71-62
SF #2 Duke def. #6 GT, 77-56

2001, Greensboro, N.C.

1R #7 UNC def. #8 GT, 79-64

2002, Greensboro, N.C.

QF #4 Virginia def. #5 GT, 60-58

2003, Greensboro, N.C.

QF #5 GT def. #4 FSU, 64-59
SF #1 Duke def. #5 GT, 76-52

2004, Greensboro, N.C.

1R #9 Wake Forest def. #8 GT, 61-59

2005, Greensboro, N.C.

1R #9 Miami def. #8 GT, 60-58

2006, Greensboro, N.C.

1R #11 GT def. #6 Miami, 79-62
QF #3 Maryland def. #11 GT, 71-66

2007, Greensboro, N.C.

1R #6 GT def. #11 Miami, 66-52
QF #3 Maryland def. #6 GT, 75-59

2008, Greensboro, N.C.

1R #5 GT def. #12 Miami, 76-49
QF #4 Virginia def. #5 GT, 52-43

2009, Greensboro, N.C.

1R #12 Clemson def. #5 GT, 81-69

2010, Greensboro, N.C.

QF #4 GT def. #5 Wake Forest, 52-45
SF #1 Duke def. #4 GT, 67-55

2011, Greensboro, N.C.

1R #5 GT def. #12 VT, 81-58
QF #5 GT def. #4 Maryland, 70-64
SF #1 Duke def. #5 GT, 74-66

ACC Tournament Fact

Georgia Tech became the lowest seeded team in ACC Tournament history to qualify for the championship game in 1992 when the seventh-seeded Jackets scored a pair of one-point victories over nationally-ranked Maryland and Clemson to reach the final. Tech topped the second-seeded and fourth-ranked Terrapins, 68-67, in the first round and edged the third-seeded and 18th-ranked Tigers, 74-73, in the semifinals. In the championship game, Tech battled top-seeded and top-ranked Virginia tough, before falling by a one-point margin, 70-69.

All-ACC

Dolores Bootz	1986	Second Team
Dolores Bootz	1987	Second Team
Dolores Bootz	1988	Second Team
Marielle Walker	1988	Second Team
Ida Neal	1989	First Team
Karen Lounsbury	1990	Second Team
Joyce Pierce	1991	Second Team
Joyce Pierce	1992	Second Team
Joyce Pierce	1993	Second Team
Kisha Ford	1995	Second Team
Kisha Ford	1996	Second Team
Kisha Ford	1997	First Team
Carla Munnion	1998	Second Team
Niesha Butler	1999	Second Team
Niesha Butler	2001	Third Team
Sonja Mallory	2002	Second Team
Milli Martinez	2002	Second Team
Regina Tate	2002	Third Team
Sonja Mallory	2003	First Team
Alex Stewart	2003	Third Team
Fallon Stokes	2003	Third Team
Alex Stewart	2004	Honorable Mention
Fallon Stokes	2004	Second Team
Stephanie Higgs	2005	Honorable Mention
Stephanie Higgs	2007	Third Team
Janie Mitchell	2007	Honorable Mention
Janie Mitchell	2008	Third Team
Chioma Nnamaka	2008	Honorable Mention
Alex Montgomery	2009	Third Team
Brigitte Ardossi	2010	Second Team
Alex Montgomery	2010	Third Team
Alex Montgomery	2011	Second Team
Tyaunna Marshall	2011	Third Team

ACC All-Freshman Team

Kathy Dortch	1993
Kisha Ford	1994
Carla Munnion	1994
Niesha Butler	1999
Chioma Nnamaka	2005
Alex Montgomery	2008
Tyaunna Marshall	2011

ACC Sixth Player of the Year

Alex Montgomery	2010
-----------------	------

ACC Rookie of the Year

Niesha Butler	1999
---------------	------

ACC All-Defensive Team

Milli Martinez	2002
Sonja Mallory	2003
Jacqua Williams	2008, '09
Alex Montgomery	2011

ACC All-Academic Team

Danielle Donehew	1998, '00
Regina Tate	1999, '01
Kenya Williams	1999
Jessica Williams	2005
Alex Montgomery	2008
Deja Foster	2010

ACC All-Tournament Team

Devony Caldwell	1992
Joyce Pierce	1992
Kisha Ford (2nd Team)	1994
Carla Munnion (2nd Team)	1998
Milli Martinez (2nd Team)	2000
Fallon Stokes (2nd Team)	2003
Stephanie Higgs (2nd Team)	2006
Alex Montgomery (2nd Team)	2010
Tyaunna Marshall (2nd Team)	2011

ACC Legend

Ida Neal Smith	2005
Kisha Ford	2006
Dolores Bootz	2007
Bonnie Tate	2008
Karen Lounsbury	2009
Joyce Pierce	2010
Tory Ehle-Rule	2011

ACC Player of the Week

Dolores Bootz	Jan. 5, 1986
Marielle Walker	Dec. 1, 1986
	Dec. 14, 1987
Karen Lounsbury	Dec. 19, 1988
Ida Neal	Jan. 23, 1989
Sheila Wagner	Jan. 31, 1990
Kisha Ford	Dec. 20, 1993
	Feb. 14, 1994
	Feb. 17, 1997
Carla Munnion	Dec. 4, 1995
	Dec. 18, 1995
Kenya Williams	Nov. 23, 1998
Niesha Butler	Jan. 8, 2001
Regina Tate	Nov. 26, 2001
Sonja Mallory	Jan. 21, 2002
Fallon Stokes	Nov. 24, 2003 (co-player)
	Dec. 8, 2003
Stephanie Higgs	Dec. 27, 2004
	Feb. 5, 2007
Janie Mitchell	Dec. 10, 2007
	Dec. 17, 2007
Chioma Nnamaka	Feb. 4, 2008
Brigitte Ardossi	Feb. 1, 2010
Alex Montgomery	Dec. 6, 2010
	Dec. 27, 2010 (co-player)

ACC Rookie of the Week

Stacey Buchannon	Dec. 20, 1993
Kisha Ford	Jan. 10, 1994
Danielle Donehew	Feb. 17, 1997
Betsy Foy	Dec. 8, 1997
Niesha Butler	Nov. 23, 1998 (co-Rookie)
Nov. 30, 1998, Dec. 7, 1998, Dec. 21, 1998,	
Jan. 4, 1999, Jan. 25, 1999, Feb. 1, 1999	
Megan Harpring	Feb. 24, 2003
Chioma Nnamaka	Dec. 27, 2004
Alex Montgomery	Dec. 26, 2007
	Jan. 21, 2008
Iasia Hemingway	Jan. 28, 2008
Mo Bennett	Nov. 17, 2008
Sasha Goodlett	Feb. 9, 2009
Sharena Taylor	Dec. 14, 2009
Tyaunna Marshall	Nov. 15, 2010 (co-rookie)
Nov. 22, 2010, Dec. 6, 2010, Jan. 3, 2010, Jan. 10, 2010	



THE OPPONENTS

Alabama State Hornets

Friday, Nov. 11, 2011

Arena at Gwinnett

Southwestern Athletic Conference
Head Coach:

Freda Freeman-Jackson

2010-11: 8-22, 5-12

www.bamastatesports.com

SID: La Tonia Thirston

Email: lathirston@alasu.edu

Georgia Tech vs. ASU: 1-0

MaChelle Joseph vs. ASU: 1-0

Old Dominion Lady Monarchs

Sunday, Nov. 13, 2011

Arena at Gwinnett

Colonial Athletic Association

Head Coach:

Karen Barefoot

2010-11: 20-11, 14-4

www.odusports.com

SID: Dustin Semonavick

Email: dsemonav@odu.edu

Georgia Tech vs. ODU: 1-2

MaChelle Joseph vs. ODU: 1-2

Marquette Golden Eagles

Friday, Nov. 19, 2011

Al McGuire Center

BIG EAST Conference

Head Coach:

Terri Mitchell

2010-11: 24-9, 10-6

www.gomarquette.com

SID: Amy Ufnowski

Email: amy.ufnowski@marquette.edu

Georgia Tech vs. MU: 0-0

MaChelle Joseph vs. MU: 0-0

Kennesaw State Owls

Tuesday, Nov. 22, 2011

Arena at Gwinnett

Atlantic Sun Conference

Head Coach:

Colby Tilley

2010-11: 9-21, 6-14

www.ksuowls.com

SID: Jason Hanes

Email: jhanes2@kennesaw.edu

Georgia Tech vs. KSU: 6-0

MaChelle Joseph vs. KSU: 5-0

Rutgers Scarlet Knights

Friday, Nov. 25, 2011

San Juan Shootout

BIG EAST Conference

Head Coach:

C. Vivian Stringer

2010-11: 20-13, 11-5

www.scarletknights.com

SID: Hasim Phillips

Email: hphillips@scarletknights.com

Georgia Tech vs. RU: 0-0

MaChelle Joseph vs. RU: 0-0

Green Bay Phoenix

Saturday, Nov. 26, 2011

San Juan Shootout

Horizon League

Head Coach:

Matt Bollant

2010-11: 34-2, 18-0

www.greenbayphoenix.com

SID: Jill Wunrow

Email: wunrowj@uwgb.edu

Georgia Tech vs. GB: 1-0

MaChelle Joseph vs. GB: 0-0

Nebraska Cornhuskers

Wednesday, Nov. 30, 2011

Arena at Gwinnett

Big Ten Conference

Head Coach:

Connie Yori

2010-11: 13-18, 3-13

www.huskers.com

SID: Jeff Griesch

Email: jgriesch@huskers.com

Georgia Tech vs. NU: 1-0

MaChelle Joseph vs. NU: 0-0

Georgia Lady Bulldogs

Sunday, Dec. 4, 2011

Stegeman Coliseum

Southeastern Conference

Head Coach:

Andy Landers

2010-11: 23-11, 10-6

www.georgiadors.com

SID: Mike Mobley

Email: mmobley@sports.uga.edu

Georgia Tech vs. UGA: 4-29

MaChelle Joseph vs. UGA: 3-5

**Middle Tennessee State
Blue Raiders**

Sunday, Dec. 11, 2011

Murphy Athletic Center

Sun Belt Conference

Head Coach:

Rick Insell

2010-11: 23-8, 14-2

www.goblueraiders.com

SID: Travis Woods

Email: woods@goblueraiders.com

Georgia Tech vs. MTSU: 1-0

MaChelle Joseph vs. MTSU: 1-0

Georgia State Panthers

Friday, Dec. 16, 2011

GSU Sports Arena

Colonial Athletic Association

Head Coach:

Sharon Baldwin-Tener

2010-11: 12-19, 6-12

www.georgiastatesports.com

SID: Charlie Taylor

Email: ctaylor@gsu.edu

Georgia Tech vs. GSU: 23-11

MaChelle Joseph vs. GSU: 8-0

SIU-Edwardsville Cougars

Monday, Dec. 19, 2011

Bahamas Sunshine Shootout

Ohio Valley Conference

Head Coach:

Amanda Levens

2010-11: 11-19

www.siucoyars.com

SID: Eric Hess

Email: ehess@siue.edu

Georgia Tech vs. SIUE: 0-0

MaChelle Joseph vs. SIUE: 0-0

Central Arkansas Sugar Bears

Wednesday, Dec. 21, 2011

Bahamas Sunshine Shootout

Southland Conference

Head Coach:

Matt Daniel

2010-11: 21-11, 11-5

www.ucaports.com

SID: Josh Goff

Email: jgoff@uca.edu

Georgia Tech vs. UCA: 0-0

MaChelle Joseph vs. UCA: 0-0

North Carolina A&T Aggies

Thursday, Dec. 29, 2011

Arena at Gwinnett

Mid-Eastern Athletic Conference

Head Coach:

Patricia Cage-Bibbs

2010-11: 15-14, 10-6

www.ncataggies.com

SID: Brian Holloway

Email: bmhollow@ncat.edu

Georgia Tech vs. NCAT: 0-0

MaChelle Joseph vs. NCAT: 0-0

NC State Wolfpack

Monday, Jan. 2, 2012 (away)

Thursday, Feb. 2, 2012 (home)

Atlantic Coast Conference

Head Coach:

Kellie Harper

2010-11: 14-17, 4-10

www.gopack.com

SID: Mark Kimmel

Email: mark_kimmel@ncsu.edu

Georgia Tech vs. NCST: 19-40

MaChelle Joseph vs. NCST: 5-4

Maryland Terrapins

Friday, Jan. 6, 2012 (away)

Monday, Feb. 6, 2012 (home)

Atlantic Coast Conference

Head Coach:

Brenda Frese

2010-11: 24-8, 9-5

www.umterps.com

SID: Rose DiPaula

Email: rdipaula@umd.edu

Georgia Tech vs. MD: 18-43

MaChelle Joseph vs. MD: 4-9

Miami Hurricanes

Monday, Jan. 9, 2012

Arena at Gwinnett

Atlantic Coast Conference

Head Coach:

Katie Meier

2010-11: 28-5, 12-2

www.hurricanesports.com

SID: Scott Zavitz

Email: szavitz@miami.edu

Georgia Tech vs. UM: 11-9

MaChelle Joseph vs. UM: 11-6

Wake Forest Demon Deacons

Thursday, Jan. 12, 2012 (away)

Thursday, Feb. 16, 2012 (home)

Atlantic Coast Conference

Head Coach:

Mike Petersen

2010-11: 15-17, 5-9

www.wakeforestsports.com

SID: Gary Petit

Email: petitgm@wfu.edu

Georgia Tech vs. WFU: 34-23

MaChelle Joseph vs. WFU: 7-4

Boston College Eagles

Sunday, Jan. 15, 2012 (away)

Sunday, Feb. 19, 2012 (home)

Atlantic Coast Conference

Head Coach:

Sylvia Crawley

2010-11: 20-13, 5-9

www.bceagles.com

SID: Stefanie Tunnera

Email: tunnera@bc.edu

Georgia Tech vs. BC: 4-4

MaChelle Joseph vs. BC: 2-4

Duke Blue Devils

Wednesday, Jan. 18, 2012

Arena at Gwinnett

Atlantic Coast Conference

Head Coach:

Joanne P. McCallie

2010-11: 32-4, 12-2

www.goduke.com

SID: Lindy Brown

Email: lbrown@duaa.duke.edu

Georgia Tech vs. DU: 7-55

MaChelle Joseph vs. DU: 0-12

Florida State Seminoles

Sunday, Jan. 22, 2012

Donald L. Tucker Center

Atlantic Coast Conference

Head Coach:

Sue Semrau

2010-11: 24-8, 11-3

www.seminoles.com

SID: Zach Stipe

Email: zstipe@fsu.edu

Georgia Tech vs. FSU: 18-20

MaChelle Joseph vs. FSU: 4-6

Virginia Cavaliers

Wednesday, Jan. 25, 2012

Arena at Gwinnett

Atlantic Coast Conference

Head Coach:

Joanne Boyle

2010-11: 19-16, 5-9

www.virginiasports.com

SID: Amy Mulligan

Email: amulligan@virginia.edu

Georgia Tech vs. UVA: 11-52

MaChelle Joseph vs. UVA: 4-6

Clemson Lady Tigers

Sunday, Jan. 29, 2012 (away)

Sunday, Feb. 26, 2012 (home)

Atlantic Coast Conference

Head Coach:

Ito Coleman

2010-11: 10-20, 3-11

www.clemsontigers.com

SID: Jeff Kallin

Email: kallin@clemson.edu

Georgia Tech vs. CU: 24-42

MaChelle Joseph vs. CU: 12-5

North Carolina Tar Heels

Sunday, Feb. 12, 2012

Carmichael Arena

Atlantic Coast Conference

Head Coach:

Sylvia Hatchell

2010-11: 28-9, 8-6

www.tarheelblue.com

SID: Bobby Hundley

Email: bhundley@uncaa.unc.edu

Georgia Tech vs. UNC: 15-51

MaChelle Joseph vs. UNC: 4-11

Virginia Tech Hokies

Thursday, Feb. 23, 2012

Cassell Coliseum

Atlantic Coast Conference

Head Coach:

Dennis Wolff

2010-11: 11-19, 1-13

www.hokiesports.com

SID: April Goode

Email: a.goode@vt.edu

Georgia Tech vs. VT: 5-4

MaChelle Joseph vs. VT: 5-3



Team	W	L	First Meeting	Last Meeting	Team	W	L	First Meeting	Last Meeting
Alabama	0	3	1982-83	1992-93	Ersine	0	1	1978-79	1978-79
Alabama State	1	0	2005-06	2005-06	Fairfield	1	0	1994-95	1994-95
Alaska-Anchorage	0	1	1994-95	1994-95	Florida	1	0	1986-87	1986-87
Albany State	1	5	1975-76	1980-81	Florida A&M	2	0	2003-04	2008-09
Alcorn State	3	0	1991-92	2006-07	Florida Atlantic	1	0	2003-04	2003-04
American	0	2	1997-98	1998-99	Florida Gulf Coast	1	0	2009-10	2009-10
Appalachian State	6	1	1988-89	2006-07	Florida International	2	0	1980-81	2009-10
Arizona	2	0	1984-85	2009-10	Florida State	18	20	1974-75	2010-11
Arkansas	0	2	1999-00	2004-05	Fordham	5	0	1984-85	2002-03
Arkansas Little Rock	0	1	2009-10	2009-10	Fort Valley State	0	1	1974-75	1974-75
Arkansas Pine Bluff	1	0	2005-06	2005-06	Fresno State	1	0	2000-01	2000-01
Arkansas State	1	0	2001-02	2001-02	Furman	8	2	1977-78	1994-95
Armstrong State	4	1	1976-77	1978-79	Georgetown	0	1	2010-11	
Army	3	0	1991-92	2009-10	Georgia	4	29	1974-75	2010-11
Atlanta Christian	4	0	1975-76	1975-76	Georgia Baptist	5	1	1974-75	1977-78
Auburn	0	3	1975-76	1997-98	Georgia College	3	1	1977-78	1978-79
Auburn-Montgomery	4	0	1986-87	1989-90	Georgia Southern	4	7	1979-80	2007-08
Augusta College	1	8	1974-75	1978-79	Georgia Southwestern	4	0	1978-79	1982-83
Belmont	1	0	1997-98	1997-98	Georgia State	23	11	1975-76	2010-11
Berry	0	5	1974-75	1981-82	Gordon	2	0	1974-75	1974-75
Boise State	1	0	1989-90	1989-90	Grambling State	1	0	2004-05	2004-05
Boston College	4	4	1991-92	2010-11	Hampton	1	0	2009-10	2009-10
Bowling Green	1	0	2010-11		Hawaii	1	0	1991-92	1991-92
Bryan	4	0	1976-77	1977-78	Hofstra	3	0	1992-93	2000-01
Butler	0	1	1994-95	1994-95	Howard	1	0	1988-89	1988-89
Cal Santa Barbara	1	0	1986-87	1986-87	Illinois	1	0	1995-96	1995-96
Campbell	0	1	1990-91	1990-91	Iona	1	0	1987-88	1987-88
Central Arkansas	0	0	2011-12		Iowa	2	0	2007-08	2008-09
Charleston Southern	4	0	1997-98	2001-02	Iowa State	0	1	2007-08	2007-08
Charlotte	1	0	2002-03	2002-03	James Madison	1	0	2003-04	2003-04
Chattanooga	14	2	1985-86	1999-00	Jackson State	1	0	2007-08	2007-08
Chicago State	1	0	2007-08	2007-08	Jacksonville	1	0	2006-07	2006-07
Clemson	24	42	1979-80	2010-11	Jacksonville State	1	0	2010-11	
Coastal Carolina	1	0	1987-88	1987-88	Kansas State	0	2	2001-02	2002-03
College of Charleston	2	0	2005-06	2006-07	Kennesaw State	6	0	1982-83	2010-11
Colorado	1	0	1984-85	1984-85	Kentucky	0	1	2005-06	2005-06
Columbia	1	0	1985-86	1985-86	Lafayette	3	0	1989-90	1998-99
Connecticut	0	2	2008-09	2010-11	Long Island	3	0	2001-02	2009-10
Converse	3	0	1977-78	1984-85	Longwood	2	0	2005-06	2006-07
Coppin State	1	0	1991-92	1991-92	Loyola Marymount	1	0	1989-90	1989-90
Cornell	2	0	1994-95	2000-01	Maine	1	0	1988-89	1988-89
Covenant	8	0	1976-77	1982-83	Manhattan	2	0	1995-96	1996-97
Dartmouth	1	0	2000-01	2000-01	Marist	2	0	1987-88	1991-92
Davidson	3	1	1997-98	2007-08	Marquette	0	0	2011-12	
DeKalb Central	0	2	1974-75	1974-75	Mars Hill	0	1	1978-79	1978-79
DeKalb South	2	0	1974-75	1974-75	Marshall	1	0	1985-86	1985-86
DePaul	1	0	2006-07	2006-07	Maryland	18	43	1979-80	2010-11
Drake	0	1	1982-83	1982-83	Maryland-Eastern Shore	1	0	1995-96	1995-96
Drexel	1	0	1996-97	1996-97	Maryville	2	0	1976-77	1977-78
Duke	7	55	1978-79	2010-11	Massachusetts	1	0	2005-06	2005-06
East Carolina	1	2	1981-82	2002-03	Mercer	14	6	1979-80	2010-11
East Tennessee State	4	0	1990-91	2002-03	Miami (Fla.)	11	9	1980-81	2010-11
Eastern Washington	1	0	2001-02	2001-02	Miami (Ohio)	1	0	2002-03	2002-03
Elon	1	0	1999-00	1999-00	Michigan State	1	0	2008-09	2008-09
Emory (at Oxford)	1	0	1974-75	1974-75	Middle Tennessee State	1	0	2010-11	



Team	W	L	First Meeting	Last Meeting	Team	W	L	First Meeting	Last Meeting
Minnesota	2	1	1990-91	1993-94	Southern	0	2	1987-88	2001-02
Mississippi State	1	4	1999-00	2007-08	Southern Mississippi	1	0	1999-00	1999-00
Miss. Univ. for Women	2	0	1981-82	1983-84	Southern Utah	1	0	1989-90	1989-90
Mississippi Valley State	4	0	2004-05	2009-10	Southwest Missouri St.	1	0	2003-04	2003-04
Missouri	1	0	2010-11		Spelman	6	0	1976-77	1977-78
Monmouth	2	0	1987-88	1999-00	Stetson	4	0	1982-83	1993-94
Morris Brown	3	0	1976-77	2001-02	Temple	2	2	1989-90	2007-08
Mount St. Mary's	1	0	2000-01	2000-01	Tennessee	0	4	1986-87	2010-11
Nebraska	1	0	1991-92	1991-92	Tennessee State	2	0	1989-90	2010-11
New Hampshire	1	0	1995-96	1995-96	Tennessee Tech	1	0	2008-09	2008-09
North Carolina	15	51	1977-78	2010-11	Tennessee Temple	5	3	1975-76	1978-79
North Carolina A&T	0	0	2011-12		Tennessee Wesleyan	0	2	1976-77	1976-77
North Carolina State	19	40	1979-80	2010-11	Texas	0	1	2008-09	2008-09
UNC-Asheville	4	1	1977-78	2001-02	UT-Arlington	1	0	2008-09	2008-09
UNC-Wilmington	1	0	1990-91	1990-91	Tift College	6	7	1974-75	1980-81
North Georgia	1	3	1975-76	1982-83	Troy	2	0	2005-06	2008-09
Northwestern	3	1	1992-93	2010-11	Tulane	4	0	1977-78	2008-09
Notre Dame	0	1	1996-97	1996-97	Tulsa	1	1	2004-05	2005-06
Ohio State	0	1	2010-11		UAB	5	1	1985-86	2005-06
Oklahoma	0	1	2008-09	2008-09	UCF	2	0	2002-03	2003-04
Oklahoma State	0	1	2009-10	2009-10	UCLA	0	1	1994-95	1994-95
Old Dominion	1	2	2003-04	2010-11	USC Upstate	1	0	2007-08	2007-08
Oregon	2	0	2008-09	2009-10	Utah State	1	0	1986-87	1980-87
Pacific	0	1	1989-90	1989-90	Valdosta State	0	4	1979-80	1980-81
Pennsylvania	2	0	1982-83	1982-83	Vanderbilt	2	4	1978-79	2006-07
Penn State	1	0	2009-10	2009-10	Villanova	0	1	1982-83	1982-83
Pepperdine	1	0	1986-87	1986-87	Virginia	11	52	1979-80	2010-11
Piedmont	4	2	1976-77	1978-79	VCU	1	0	1987-88	1987-88
Pittsburgh	0	1	1999-00	1999-00	Virginia Tech	5	4	2002-03	2010-11
Portland State	1	0	2010-11		Wagner	2	0	1984-85	2000-01
Prairie View A&M	1	0	2010-11		Wake Forest	34	23	1979-80	2010-11
Presbyterian	2	0	1984-85	1985-86	Washington	1	0	2010-11	
Princeton	2	0	2003-04	2004-05	Weber State	1	0	1998-99	1998-99
Purdue	0	1	2006-07	2006-07	West Georgia	2	3	1975-76	1984-85
Queens College	1	0	1983-84	1983-84	West Virginia	0	2	1983-84	2003-04
Richmond	2	0	1985-86	1988-89	Western Carolina	5	0	1984-85	1995-96
Rider	2	1	1990-91	1993-94	Western Michigan	1	0	1999-00	1999-00
Rollins	1	0	1976-77	1976-77	William & Mary	3	0	1990-91	2003-04
Rutgers	0	0	2011-12		Winston-Salem State	1	0	2006-07	2006-07
St. Francis (Pa.)	1	0	2000-01	2000-01	Winthrop	4	0	1988-89	2009-10
St. Francis (N.Y.)	2	0	1998-99	1999-00	Wisconsin-Green Bay	1	0	1991-92	1991-92
St. John's	1	1	2002-03	2004-05					
St. Joseph's	1	0	1993-94	1993-94					
St. Leo's	1	0	1976-77	1976-77					
St. Mary's	1	1	1996-97	1997-98					
Samford	2	0	1998-99	2004-05					
San Diego	1	1	2005-06	2006-07					
San Francisco	0	1	1989-90	1989-90					
San Jose State	1	0	1996-97	1996-97					
Santa Clara	1	1	1989-90	1991-92					
Savannah State	3	2	1974-75	2009-10					
Seton Hall	3	0	1986-87	2009-10					
Shorter	1	5	1974-75	1981-82					
SIU-Edwardsville	0	0	2011-12						
South Florida	5	0	1982-83	1990-91					

Bold Indicates 2011-12 Opponent



Record vs. The Conferences

2011-12 Georgia Tech Women's Basketball

America East	4-0	1.000	Pittsburgh	0-1	.000	Horizon League	1-1	.500
Hofstra	3-0	1.000	Seton Hall	3-0	1.000	Butler	0-1	.000
Maine	1-0	1.000	St. John's	1-1	.500	Wisconsin Green Bay	1-0	1.000
Atlantic Coast	163-338	.325	Villanova	0-1	.000	Ivy League	8-0	1.000
Boston College**	2-4	.333	Virginia Tech**	0-1	.000	Columbia	1-0	1.000
Clemson	24-42	.364	West Virginia	0-2	.000	Cornell	2-0	1.000
Duke	7-55	.113	Big Sky	3-0	1.000	Dartmouth	1-0	1.000
Florida State**	17-19	.472	Eastern Washington	1-0	1.000	Pennsylvania	2-0	1.000
Maryland	18-43	.295	Portland State	1-0	1.000	Princeton	2-0	1.000
Miami (Fla.)**	11-6	.647	Weber State	1-0	1.000	MAAC	8-1	.888
North Carolina	15-51	.227	Big South	14-1	.933	Fairfield	1-0	1.000
NC State	19-40	.322	Charleston Southern	4-0	1.000	Iona	1-0	1.000
Virginia	11-52	.175	Coastal Carolina	1-0	1.000	Manhattan	2-0	1.000
Virginia Tech**	5-3	.625	Elon	1-0	1.000	Marist	2-0	1.000
Wake Forest	34-23	.596	UNC Asheville	4-1	.800	Rider	2-1	.667
Atlantic Sun	48-18	.727	Winthrop	4-0	1.000	MEAC	7-0	1.000
Campbell	0-1	.000	Big West	3-1	.750	Coppin State	1-0	1.000
Florida Atlantic	1-0	1.000	Boise State	1-0	1.000	Florida A&M	2-0	1.000
Florida Gulf Coast	1-0	1.000	Cal Santa Barbara	1-0	1.000	Hampton	1-0	1.000
Florida International**	1-0	1.000	Pacific	0-1	.000	Howard	1-0	1.000
Georgia State**	17-11	.607	Utah State	1-0	1.000	Maryland-Eastern Shore	1-0	1.000
Jacksonville	1-0	1.000	Colonial	16-4	.800	Winston-Salem State	1-0	1.000
Kennesaw State**	5-0	1.000	American	0-2	.000	Metro	1-1	.500
Mercer	14-6	.700	Drexel	1-0	1.000	Florida State**	1-1	.500
Samford	2-0	1.000	Georgia State**	6-0	1.000	Mid American	4-0	1.000
Stetson	4-0	1.000	James Madison	1-0	1.000	Bowling Green	1-0	1.000
UCF	2-0	1.000	UNC Wilmington	1-0	1.000	Marshall	1-0	1.000
Atlantic 10	9-2	.818	Old Dominion	1-2	.333	Miami (Ohio)	1-0	1.000
Fordham	5-0	1.000	Richmond	2-0	1.000	Western Michigan	1-0	1.000
UMass	1-0	1.000	VCU	1-0	1.000	Mid-Continent	1-0	1.000
St. Joseph's	1-0	1.000	William & Mary	3-0	1.000	Southern Utah	1-0	1.000
Temple	2-2	.500	Conference USA	18-3	.857	Missouri Valley	1-1	.000
Big Ten	10-4	.714	Charlotte	1-0	1.000	Drake	0-1	.000
Illinois	1-0	1.000	East Carolina	1-2	.333	Southwest Missouri St.	1-0	1.000
Iowa	2-0	1.000	South Florida	5-0	1.000	Northeast	11-0	1.000
Michigan State	1-0	1.000	Southern Mississippi	1-0	1.000	Long Island	3-0	1.000
Minnesota	2-1	.667	Tulane	4-0	1.000	Monmouth	2-0	1.000
Northwestern	3-1	.750	Tulsa**	1-0	1.000	Mount Saint Mary's	1-0	1.000
Ohio State	0-1	.000	UAB	5-1	.833	St. Francis (Pa.)	1-0	1.000
Penn State	1-0	1.000	CVAC	1-1	.500	St. Francis (N.Y.)	2-0	1.000
Purdue	0-1	.000	Erskine	0-1	.000	Wagner	2-0	1.000
Big 12	3-6	.333	Queens College	1-0	1.000	Ohio Valley	3-0	1.000
Colorado**	1-0	1.000	ECAC	3-0	1.000	Jacksonville State	1-0	1.000
Iowa State	0-1	.000	Gordon	2-0	1.000	Tennessee State	2-0	1.000
Kansas State	0-2	.000	New Hampshire	1-0	1.000	Pacific West	0-1	.000
Missouri	1-0	1.000	GAC	10-10	.500	Alaska-Anchorage	0-1	.000
Nebraska**	1-0	1.000	Georgia Southwestern	4-0	1.000	Pacific-12	5-1	.800
Oklahoma	0-1	.000	North Georgia	1-3	.250	Arizona	2-0	1.000
Oklahoma State	0-1	.000	Piedmont	4-2	.667	Oregon	2-0	1.000
Texas	0-1	.000	Shorter	1-5	.167	UCLA	0-1	.000
Big East	7-13	.350	Gulf South	4-7	.364	Washington	1-0	1.000
Boston College**	2-0	1.000	Miss. Univ. for Women	2-0	1.000			
Connecticut	0-2	.000	Valdosta State	0-4	.000			
DePaul	1-0	1.000	West Georgia	2-3	.400			
Georgetown	0-1	.000						
Miami (Fla.)**	0-3	.000						
Notre Dame	0-1	.000						



Patriot	6-0	1.000	Sunshine State	2-0	1.000
Army	3-0	1.000	Rollins	1-0	1.000
Lafayette	3-0	1.000	St. Leo's	1-0	1.000
Peachbelt	10-10	.500	Transouth	0-5	.000
Armstrong State	4-1	.800	Berry	0-5	.000
Augusta College	1-8	.111	Western Athletic	3-1	.750
Georgia College	3-1	.750	Fresno State	1-0	1.000
Kennesaw State**	1-0	1.000	Hawaii	1-0	1.000
USC Upstate	1-0	1.000	San Jose State	1-0	1.000
SIAC	1-8	.111	Tulsa**	0-1	.000
Albany State	1-5	.833	West Coast	5-4	.556
Fort Valley State	0-1	.000	Loyola Marymount	1-0	1.000
Savannah**	0-2	.000	Pepperdine	1-0	1.000
South Atlantic	2-1	.667	St. Mary's	1-1	.500
Mars Hill	0-1	.000	San Diego	1-1	.500
Presbyterian	2-0	1.000	San Francisco	0-1	.000
Southeastern	8-50	.138	Santa Clara	1-1	.500
Alabama	0-3	.000	Independent	25-3	.893
Arkansas	0-2	.000	Auburn-Montgomery	4-0	1.000
Auburn	0-3	.000	Belmont	1-0	1.000
Florida	1-0	1.000	Chicago State	1-0	1.000
Georgia	4-29	.121	Longwood	2-0	1.000
Kentucky	0-1	.000	Morris Brown	3-0	1.000
Mississippi State	1-4	.200	Savannah State	3-0	1.000
Tennessee	0-4	.000	Spelman	6-0	1.000
Vanderbilt	2-4	.333	Tennessee Temple	5-3	.625
Southern	46-13	.780	Division II	7-0	1.000
Appalachian State	6-1	.833	Atlanta Christian	4-0	1.000
Chattanooga	14-2	.867	Converse	3-0	1.000
College of Charleston	2-0	1.000	Division III	2-0	1.000
Davidson	3-1	.500	Maryville	2-0	1.000
East Tennessee State	4-0	1.000	NAIA	12-2	.857
Furman	8-2	.800	Bryan	4-0	1.000
Georgia Southern	4-7	.300	Covenant	8-0	1.000
Western Carolina	5-0	1.000	Tennessee Wesleyan	0-2	.000
Southland	1-0	1.000			
UT-Arlington	1-0	1.000			
SWAC	12-2	.857			
Alabama State	1-0	1.000			
Alcorn State	3-0	1.000			
Arkansas Pine Bluff	1-0	1.000			
Grambling State	1-0	1.000			
Jackson State	1-0	1.000			
Mississippi Valley State	4-0	1.000			
Prairie View A&M	1-0	1.000			
Southern	0-2	.000			
Sun Belt	5-1	.800			
Arkansas Little Rock	0-1	.000			
Arkansas State	1-0	1.000			
Florida International	1-0	1.000			
Middle Tennessee State	1-0	1.000			
Troy	2-0	1.000			

** Record against teams as members of conference.



College	Wins	Losses	Pct.	College	Wins	Losses	Pct.
Alabama State	1	0	1.000	Missouri	1	0	1.000
Alcorn State	2	0	1.000	Nebraska	0	0	.000
Appalachian State	2	0	1.000	North Carolina	4	11	0.267
Arizona	1	0	1.000	North Carolina A&T	0	0	.000
Arkansas	0	1	0.000	North Carolina State	5	4	0.555
Arkansas Little Rock	0	1	0.000	Northwestern	3	0	1.000
Arkansas-Pine Bluff	1	0	1.000	Ohio State	0	1	.000
Army	1	0	1.000	Oklahoma	0	1	0.000
Boston College	2	4	0.333	Oklahoma State	0	1	0.000
Bowling Green	1	0	1.000	Old Dominion	1	2	0.333
Central Arkansas	0	0	.000	Oregon	2	0	1.000
Central Florida	1	0	1.000	Penn State	1	0	1.000
Chicago State	1	0	1.000	Purdue	0	1	0.000
Clemson	12	5	0.706	Prairie View A&M	1	0	1.000
College of Charleston	2	0	1.000	Princeton	2	0	1.000
Connecticut	0	2	0.000	Portland State	1	0	1.000
Davidson	2	0	1.000	Rutgers	0	0	.000
DePaul	1	0	1.000	Samford	1	0	1.000
Duke	0	12	0.000	San Diego	1	1	0.500
Florida A&M	2	0	1.000	Savannah State	3	0	1.000
Florida Atlantic	1	0	1.000	Seton Hall	1	0	1.000
Florida Gulf Coast	1	0	1.000	SIU-Edwardsville	0	0	.000
Florida International	1	0	1.000	South Carolina Upstate	1	0	1.000
Florida State	4	6	0.400	St. John's	0	1	0.000
Georgia	3	5	0.375	SW Missouri St.	1	0	1.000
Georgia Southern	1	0	1.000	Temple	1	1	0.500
Georgia State	8	0	1.000	Tennessee	0	1	.000
Georgetown	0	1	.000	Tennessee State	1	0	1.000
Grambling State	1	0	1.000	Tennessee Tech	1	0	1.000
Green Bay	0	0	.000	Texas	0	1	0.000
Hampton	1	0	1.000	Texas Arlington	1	0	1.000
Iowa	2	0	1.000	Troy	2	0	1.000
Iowa State	0	1	0.000	Tulane	2	0	1.000
Jackson State	1	0	1.000	Tulsa	1	1	0.500
Jacksonville	1	0	1.000	UAB	2	0	1.000
Jacksonville State	1	0	1.000	Vanderbilt	0	1	0.000
James Madison	1	0	1.000	Virginia	4	6	0.400
Kennesaw State	5	0	1.000	Virginia Tech	5	3	0.625
Kentucky	0	1	0.000	Wake Forest	7	4	0.636
Long Island	1	0	1.000	Washington	1	0	1.000
Longwood	2	0	1.000	West Virginia	0	1	0.000
Marquette	0	0	.000	William & Mary	1	0	1.000
Maryland	4	9	0.308	Winston-Salem State	1	0	1.000
Massachusetts	1	0	1.000	Winthrop	2	0	1.000
Mercer	2	0	1.000	Total	153	97	0.612
Miami (FL)	11	6	0.647	Bold indicates 2011-12 opponent			
Michigan State	1	0	1.000				
Middle Tennessee State	1	0	1.000				
Mississippi State	1	1	0.500				
Mississippi Valley State	4	0	1.000				

**Alabama (0-3)**

Home:	0-1	Away:	0-1	Neutral:	0-1
11/23/82	h	L	56-63		
11/30/83	a	L	49-79		
12/29/92	n	L	101-103(ot)		

Alabama State (1-0)

Home:	1-0	Away:	0-0	Neutral:	0-0
12/30/05	h	W	76-46		

Alaska Anchorage (0-1)

Home:	0-0	Away:	0-1	Neutral:	0-0
12/20/94	a	L	85-87		

Albany State (1-5)

Home:	1-1	Away:	0-2	Neutral:	0-0
1975-76		L	33-93		
		L	22-105		
1/3/80	h	L	74-75		
1/26/80	a	L	84-89		
1/14/81	a	L	73-85		
1/28/81	h	W	74-69		

Alcorn State (3-0)

Home:	2-0	Away:	0-0	Neutral:	1-0
11/22/91	n	W	98-69		
12/31/04	h	W	62-43		
12/29/06	h	W	76-54		

American (0-2)

Home:	0-1	Away:	0-1	Neutral:	0-0
11/15/97	a	L	66-82		
11/15/98	h	L	67-87		

Appalachian State (6-1)

Home:	3-1	Away:	3-0	Neutral:	0-0
12/13/88	h	L	59-83		
2/14/92	a	W	95-73		
12/18/92	h	W	110-72		
1/1/96	h	W	95-68		
12/3/96	a	W	88-80(ot)		
11/27/05	h	W	68-45		
11/14/06	a	W	79-53		

Arizona (2-0)

Home:	2-0	Away:	0-0	Neutral:	0-0
1/7/85	h	W	65-59		
12/20/09	h	W	70-48		

Arkansas (0-2)

Home:	0-0	Away:	0-1	Neutral:	0-1
3/21/00	a	L	67-78		
2/13/05	n	L	59-71		

Arkansas Little Rock (0-1)

Home:	0-0	Away:	0-0	Neutral:	0-1
3/21/10	n	L	53-63		

Arkansas-Pine Bluff (1-0)

Home:	1-0	Away:	0-0	Neutral:	0-0
11/20/05	h	W	74-36		

Arkansas State (1-0)

Home:	0-0	Away:	0-0	Neutral:	1-0
12/1/01	n	W	77-52		

Armstrong State (4-1)

Home:	0-1	Away:	1-0	Neutral:	0-0
1976-77		W	57-54		
1977-78		W	90-36		
		W	90-73		
1/6/79	a	W	80-71		
1/27/79	h	L	51-61		

Army (3-0)

Home:	1-0	Away:	1-0	Neutral:	1-0
12/5/91	a	W	71-55		
12/21/94	n	W	85-51		
1/2/10	h	W	76-47		

Atlanta Christian (4-0)

Home:	0-0	Away:	0-0	Neutral:	0-0
1975-76		W	55-23		
		W	90-14		
1976-77		W	93-52		
		W	99-34		

Auburn (0-3)

Home:	0-1	Away:	0-0	Neutral:	0-0
1975-76		L	28-89		
		L	28-78		
12/30/97	h	L	41-70		

Auburn-Montgomery (4-0)

Home:	4-0	Away:	0-0	Neutral:	0-0
12/30/86	h	W	74-58		
2/10/88	h	W	89-72		
2/13/89	h	W	80-57		
1/8/90	h	W	89-63		

Augusta College (1-8)

Home:	0-1	Away:	0-1	Neutral:	0-0
1974-75		L	14-67		
		L	26-49		
1975-76		L	20-80		
		L	28-71		
1976-77		L	47-48		
1977-78		L	65-84		
		W	78-62		
1/5/79	a	L	54-58		
2/8/79	h	L	72-73		

Belmont (1-0)

Home:	1-0	Away:	0-0	Neutral:	0-0
1/24/98	h	W	76-64		

Berry (0-5)

Home:	0-1	Away:	0-0	Neutral:	0-2
1974-75		L	31-105		
1975-76		L	13-107		
	n	L	41-109		
1978-79	n	L	68-92		
11/24/81	h	L	61-82		

Boise State (1-0)

Home:	0-0	Away:	0-0	Neutral:	1-0
2/25/90	n	W	93-66		

Boston College (4-4)

Home:	3-1	Away:	0-3	Neutral:	1-0
12/28/91	n	W	97-61		
11/29/97	h	W	81-79		
2/9/06	a	L	55-57		
1/25/07	h	W	60-49		
2/18/08	a	L	53-62		
1/8/09	h	L	64-65(ot)		
1/17/10	a	L	51-77		
1/23/11	h	W	67-54		

Bowling Green (1-0)

Home:	0-0	Away:	0-0	Neutral:	1-0
3/19/11	n	W	69-58		

Bryan (4-0)

Home:	0-0	Away:	0-0	Neutral:	0-0
1976-77		W	51-39		
		W	57-46		
1977-78		W	55-29		
		W	81-44		

Butler (0-1)

Home:	0-1	Away:	0-0	Neutral:	0-0
12/2/94	h	L	66-67		

Cal Santa Barbara (1-0)

Home:	1-0	Away:	0-0	Neutral:	0-0
11/28/86	h	W	84-48		

Campbell (0-1)

Home:	0-0	Away:	0-0	Neutral:	0-1
12/20/90	n	L	75-82		

Central Florida (2-0)

Home:	1-0	Away:	1-0	Neutral:	0-0
12/15/02	a	W	62-58		
12/14/03	h	W	70-48		

Charleston Southern (4-0)

Home:	4-0	Away:	0-0	Neutral:	0-0
11/28/97	h	W	87-64		
12/7/99	h	W	103-65		
1/30/01	h	W	94-65		
1/29/02	h	W	79-52		



Charlotte (1-0)

Home: 1-0 Away: 0-0 Neutral: 0-0
11/15/02 h W 67-57

Chattanooga (14-2)

Home: 8-1 Away: 6-1 Neutral: 0-0
11/30/85 h L 69-76
2/5/86 h W 82-77
12/2/86 h W 69-60
2/28/88 a L 76-79
1/2/89 h W 74-71
12/31/89 a W 94-82
1/16/91 h W 98-73
11/30/91 h W 114-57
2/24/93 a W 68-67(ot)
1/5/94 h W 71-70
12/15/94 a W 74-71
12/13/95 h W 81-62
1/8/97 a W 72-56
12/1/97 h W 70-42
12/16/98 a W 94-60
3/18/00 a W 81-74

Chicago State (1-0)

Home: 1-0 Away: 0-0 Neutral: 0-0
12/29/07 h W 57-31

Clemson (24-42)

Home: 14-16 Away: 9-22 Neutral: 1-3
1/31/80 a L 67-103
1/7/81 h L 53-75
12/14/81 a L 50-72
2/26/82 n L 54-62
1/27/83 h L 67-79
2/5/83 a L 66-84
1/11/84 a L 70-82
1/25/84 h L 72-79
1/9/85 h L 81-84(ot)
2/11/85 a L 75-95
12/16/85 h L 80-90
1/18/86 a L 73-84
1/22/87 a W 81-78
2/23/87 h W 82-66
1/27/88 a L 72-94
2/3/88 h L 74-90
1/18/89 a L 56-83
2/22/89 h L 62-89
3/4/89 n L 74-94
1/24/90 a L 69-77
2/12/90 h L 75-80
1/23/91 h L 61-63
2/11/91 a L 64-76
1/22/92 h L 69-73
2/4/92 a W 59-57
3/8/92 n W 74-73
12/16/92 h W (Omni) 86-68
1/26/93 a L 80-85

3/6/93 n L 66-87
1/26/94 a L 52-77
2/25/94 h L 51-55
1/26/95 a L 56-68
2/25/95 h W 68-60
1/25/96 h W 55-38
2/25/96 a W 72-62
1/13/97 h L 59-67
2/8/97 a L 50-52
1/22/98 a L 56-79
2/22/98 h L 58-89
1/10/99 h L 56-61
2/11/99 a L 41-69
12/4/99 h W 81-62
1/31/00 a L 43-72
1/18/01 h L 64-72
2/19/01 a L 49-68
1/26/02 h W 83-78
2/21/02 a L 65-68
1/23/03 h W 89-78 (ot)
2/23/03 a W 78-63
1/18/04 h L 61-75
2/19/04 a L 47-59
1/26/05 h W 53-48
2/24/05 a L 49-58
1/8/06 a L 63-72
1/29/06 h W 83-64
1/7/07 a W 63-57
2/19/07 h W 62-59
1/31/08 h W 77-59
2/24/08 a W 74-58
2/1/09 h W 49-41
2/22/09 a W 89-54
3/5/09 n L 69-81
1/11/10 h W 72-58
2/8/10 a W 68-53
1/9/11 a W 64-53
2/17/11 h W 72-46

Coastal Carolina (1-0)

Home: 1-0 Away: 0-0 Neutral: 0-0
2/22/88 h W 92-60

College of Charleston (2-0)

Home: 1-0 Away: 1-0 Neutral: 0-0
11/23/05 h W 66-50
12/20/06 a W 82-50

Colorado (1-0)

Home: 1-0 Away: 0-0 Neutral: 0-0
11/21/84 h W 76-56

Connecticut (0-2)

Home: 0-0 Away: 0-1 Neutral: 0-0
11/16/08 a L 71-82
11/21/10 h L 51-71

Columbia (1-0)

Home: 1-0 Away: 0-0 Neutral: 0-0
1/22/86 h W 87-69

Converse (3-0)

Home: 1-0 Away: 0-0 Neutral: 0-0
1977-78 W 83-62
W 86-67
12/1/84 h W 116-31

Coppin State (1-0)

Home: 1-0 Away: 0-0 Neutral: 0-0
1/15/92 h W 100-42

Cornell (2-0)

Home: 2-0 Away: 0-0 Neutral: 0-0
12/3/94 h W 90-66
11/24/00 h W 74-68

Covenant (8-0)

Home: 2-0 Away: 1-0 Neutral: 0-0
1976-77 W 62-26
W 59-37
1977-78 W 85-52
W 69-50
1978-79 h W 90-60
2/12/79 a W 92-65
12/1/81 h W 75-36
11/29/82 W forfeit

Dartmouth (1-0)

Home: 1-0 Away: 0-0 Neutral: 0-0
12/17/00 h W 79-62

Davidson (3-1)

Home: 2-1 Away: 1-0 Neutral: 0-0
12/3/97 h L 72-90
11/21/98 a W 88-70
12/2/03 h W 60-54
11/9/07 h W 69-50

DeKalb Central (2-0)

Home: 0-0 Away: 0-0 Neutral: 0-0
1974-75 L 25-83
L 49-94

DeKalb South (2-0)

Home: 0-0 Away: 0-0 Neutral: 0-0
1974-75 W 56-48
W 56-45

DePaul (1-0)

Home: 0-0 Away: 0-0 Neutral: 1-0
3/17/07 n W 55-54

Drake (0-1)

Home: 0-0 Away: 0-0 Neutral: 0-1
2/25/83 n L 63-83

**Drexel (1-0)**

Home: 1-0 Away: 0-0 Neutral: 0-0
 11/28/96 h W 84-65

Duke (7-55)

Home: 5-23 Away: 2-27 Neutral: 0-5

1/13/79 a L 55-70
 1/21/80 h L 71-72
 2/6/81 a L 51-74
 11/27/81 a L 50-62
 2/6/82 h W 64-61
 1/3/83 h L 43-55
 1/31/83 a L 40-80
 1/7/84 h L 72-74
 2/11/84 a L 61-69
 1/12/85 h L 58-65
 1/25/85 a L 67-75
 1/11/86 h L 69-78
 1/25/86 a L 61-77
 1/26/87 a L 66-85
 2/7/87 h L 72-86
 1/15/88 a L 71-77(ot)
 1/30/88 h L 71-80
 1/28/89 a W 97-94(ot)
 2/25/89 h L 71-78
 1/13/90 a L 68-72
 1/27/90 h W 78-74
 1/26/91 h L 79-93
 2/24/91 a L 76-89
 1/3/92 a L 76-80
 3/2/92 h W 75-53
 1/29/93 a W 86-80(ot)
 2/26/93 h W 72-67
 1/14/94 a L 59-77
 2/27/94 h W 61-56
 1/18/95 h L 71-80
 2/18/95 a L 68-77
 1/17/96 a L 66-78
 2/17/96 h L 55-70
 12/12/96 a L 65-74
 1/27/97 h L 58-83
 1/4/98 a L 56-87
 2/5/98 h L 55-58
 2/27/98 n L 56-100
 1/7/99 a L 46-113
 2/7/99 h L 73-74
 1/9/00 h L 45-64
 2/11/00 a L 51-83
 3/5/00 n L 56-77
 1/11/01 a L 83-86
 2/12/01 h L 54-74
 12/30/01 h L 60-76
 1/31/02 a L 50-86
 1/13/03 h L 59-79
 2/13/03 a L 43-82
 3/9/03 n L 52-76
 1/8/04 h L 45-77

2/7/04 a L 41-81
 1/17/05 a L 59-82
 2/20/05 h L 55-73
 1/11/06 h L 59-67
 1/10/07 a L 51-83
 1/24/08 h L 47-73
 1/25/09 a L 34-60
 2/19/10 h L 50-64
 3/6/10 n L 55-67
 1/21/11 a L 32-69
 3/5/11 n L 66-74

East Carolina (1-2)

Home: 1-1 Away: 0-1 Neutral: 0-0
 1/24/82 h L 46-80
 2/5/84 a L 56-61(ot)
 12/31/02 h W 88-75

East Tennessee State (4-0)

Home: 3-0 Away: 1-0 Neutral: 0-0
 11/24/90 h W 89-62
 2/3/93 h W 88-55
 2/9/94 a W 88-73
 11/29/02 h W 85-35

Eastern Washington (1-0)

Home: 1-0 Away: 0-0 Neutral: 0-0
 11/24/01 h W 91-36

Elon (1-0)

Home: 1-0 Away: 0-0 Neutral: 0-0
 11/26/99 h W 85-53

Emory (1-0)

Home: 0-0 Away: 0-0 Neutral: 0-0
 1974-75 W 52-28

Erskine (0-1)

Home: 0-1 Away: 0-0 Neutral: 0-0
 1/18/79 h L 54-74

Fairfield (1-0)

Home: 0-0 Away: 1-0 Neutral: 0-0
 12/30/94 a W 111-66

Florida (1-0)

Home: 0-0 Away: 0-0 Neutral: 1-0
 12/5/86 n W 82-72

Florida Atlantic (1-0)

Home: 0-0 Away: 1-0 Neutral: 0-0
 11/21/03 a W 73-62

Florida A&M (2-0)

Home: 2-0 Away: 0-0 Neutral: 0-0
 12/31/03 h W 84-45
 12/30/08 h W 77-42

Florida Gulf Coast (1-0)

Home: 1-0 Away: 0-0 Neutral: 0-0
 11/21/09 h W 58-48

Florida International (2-0)

Home: 0-0 Away: 2-0 Neutral: 0-0
 12/16/80 a W 79-43
 12/29/09 a W 68-57

Florida State (18-20)

Home: 8-10 Away: 9-9 Neutral: 1-1
 1974-75 a L 22-58
 11/20/80 h W 97-84
 12/11/91 a W 70-68
 1/11/92 h L 66-77
 1/18/93 h L 71-79
 2/12/93 a W 61-46
 12/18/93 a W 65-62
 2/1/94 h W 63-51
 1/23/95 h L 58-60
 1/30/95 a W 68-57
 1/22/96 h W 97-65
 1/31/96 a L 85-90 (3OT)
 2/29/96 n L 51-64
 1/21/97 h W 75-51
 2/10/97 a W 68-60
 1/18/98 h L 53-88
 2/19/98 a L 56-77
 1/2/99 h W 92-70
 1/31/99 a W 86-78
 1/16/00 a L 64-93
 2/17/00 h L 74-77
 1/5/01 h L 65-66
 2/5/01 a L 69-89
 12/5/01 h L 78-87
 1/20/02 a W 73-56
 1/20/03 a L 47-66
 2/19/03 h W 86-56
 3/8/03 n W 64-59
 1/2/04 h W 66-59
 1/25/04 a W 73-62
 1/6/05 a W 59-58
 2/27/05 h L 49-51
 2/2/06 h L 54-59
 2/9/07 a L 52-63
 2/3/08 h W 83-73
 1/18/09 a L 49-59
 2/15/10 h L 59-69
 2/11/11 a L 60-73

Fordham (5-0)

Home: 1-0 Away: 2-0 Neutral: 2-0
 12/28/84 n W 77-56
 12/6/87 a W 79-78
 12/30/92 n W 69-68
 12/8/01 a W 51-49
 12/21/02 h W 69-53



Fort Valley (1-0)

Home: 0-0 Away: 0-0 Neutral: 0-1
1974-75 n L 39-76

Fresno State (1-0)

Home: 1-0 Away: 0-0 Neutral: 0-0
12/30/00 h W 87-56

Furman (8-2)

Home: 3-1 Away: 4-0 Neutral: 0-0
1977-78 L 77-79
1/12/79 a W 88-68
1/14/80 h W 98-50
2/16/81 a W 83-54
12/31/85 h W 85-81
11/25/89 h L 92-108
12/21/90 a W 89-85
2/16/93 h W 86-72
1/19/94 a W 79-63
11/28/94 h W 78-60

Georgetown (0-1)

Home: 0-0 Away: 0-0 Neutral: 0-1
11/25/10 n L 58-67

Georgia (4-29)

Home: 3-7 Away: 0-13 Neutral: 1-9
1974-75 a L 38-96
1975-76 a L 22-77
a L 35-60
11/30/79 a L 78-97
1/16/80 h L 77-78
11/28/80 h L 51-91
1/12/81 a L 53-79
2/26/81 n L 70-89
12/4/81 a L 43-86
2/8/82 h L 52-69
12/4/82 a L 56-90
12/2/83 n L 52-89
11/29/84 h L 69-100
12/2/85 a L 58-93
1/29/87 h L 57-72
12/2/87 a L 71-92
11/28/88 h L 58-73
11/29/89 a L 70-85
12/15/93 n L 52-67
12/13/94 n L 81-113
1/18/99 n L 82-88
1/20/00 n L 58-86
12/8/00 n L 61-78
12/27/01 n L 52-69
12/27/02 n W 65-61
12/27/03 n L 62-78
12/3/04 h W 55-49
12/4/05 a L 66-72
12/3/06 h L 69-79
12/2/07 a L 64-71

12/5/08 h W 57-42
12/6/09 a L 50-56
12/5/10 h W 69-53

Georgia Baptist (5-1)

Home: 0-0 Away: 0-0 Neutral: 0-0
1974-75 L 38-50
1976-77 W 68-47
W 63-40
W 60-46
1977-78 W 100-38
W 88-43

Georgia College (3-1)

Home: 1-0 Away: 1-0 Neutral: 0-0
1977-78 L 79-86
W 83-70
11/18/78 h W 85-49
12/9/78 a W 86-50

Georgia Southern (4-7)

Home: 4-2 Away: 0-3 Neutral: 0-2
11/14/79 a L 56-62
1/5/80 h L 77-81
2/21/80 n L 51-87
1/31/81 a L 60-87
2/24/81 h L 64-80
2/13/85 h W 75-57
2/13/86 h W 79-71
1/15/87 a L 65-75
12/2/88 n L 60-61
12/12/94 h W 79-66
12/9/07 h W 78-50

Georgia Southwestern (4-0)

Home: 3-0 Away: 1-0 Neutral: 0-0
1/29/79 h W 67-42
2/16/79 a W 90-68
11/19/81 h W 78-56
12/2/82 h W 74-60

Georgia State (23-11)

Home: 11-5 Away: 11-4 Neutral: 1-0
1975-76 L 30-80
L 40-101
11/20/79 h L 62-85
2/5/80 a L 57-75
1/5/81 a L 52-73
1/21/81 h L 70-76
1/19/82 h W 57-51
2/20/82 a W 71-67
1/19/83 h L 69-73
2/7/83 a L 64-69
12/17/83 n W 80-43
1/31/84 h W 83-70
2/9/84 a L 56-59
2/7/85 a W 69-68(ot)

2/23/85 h W 80-75
2/24/86 h L 75-80
12/14/93 a W 82-58
2/13/95 h W 107-62
1/29/96 a W 76-60
2/4/97 h W 76-56
11/18/97 a W 73-59
12/19/98 h L 56-66
11/23/99 a W 75-51
11/29/00 h W 75-70
12/18/01 a W 71-68
12/18/02 h W 65-46
12/6/03 a W 69-64
11/19/04 h W 72-30
11/30/05 a W 60-51
11/16/06 h W 83-41
12/22/07 a W 79-67
11/26/08 h W 74-56
12/22/09 a W 62-50
11/12/10 h W 66-56

Gordon (2-0)

Home: 0-0 Away: 0-0 Neutral: 0-0
1974-75 W 51-33
W 47-36

Grambling State (1-0)

Home: 1-0 Away: 0-0 Neutral: 0-0
12/5/04 h W 66-52

Hampton (1-0)

Home: 0-0 Away: 0-0 Neutral: 1-0
12/28/09 n W 63-54

Hawai'i (1-0)

Home: 0-0 Away: 0-0 Neutral: 1-0
3/28/92 n W 90-72

Hofstra (3-0)

Home: 2-0 Away: 1-0 Neutral: 0-0
12/4/92 h W 111-62
11/27/99 h W 89-61
12/21/00 a W 77-74

Howard (1-0)

Home: 0-0 Away: 0-0 Neutral: 1-0
12/17/88 n W 87-82

Illinois (1-0)

Home: 1-0 Away: 0-0 Neutral: 0-0
11/25/95 h W 70-60

Iona (1-0)

Home: 0-0 Away: 1-0 Neutral: 0-0
12/20/87 a W 108-88



Iowa (2-0)			
Home: 0-0 Away: 2-0 Neutral: 0-0			
11/28/07	a	W	76-57
3/22/09	a	W	76-62

Iowa State (0-1)			
Home: 0-0 Away: 0-0 Neutral: 0-1			
3/2/08	n	L	55-58

Jackson State (1-0)			
Home: 1-0 Away: 0-0 Neutral: 0-0			
1/2/08	h	W	79-42

Jacksonville (1-0)			
Home: 1-0 Away: 0-0 Neutral: 0-0			
12/10/06	h	W	79-57

Jacksonville State (1-0)			
Home: 1-0 Away: 0-0 Neutral: 0-0			
1/2/11	h	W	81-52

James Madison (1-0)			
Home: 0-0 Away: 0-0 Neutral: 1-0			
11/27/03	n	W	60-53

Kansas State (0-2)			
Home: 0-1 Away: 0-1 Neutral: 0-0			
11/16/01	h	L	70-74
11/17/02	a	L	59-83

Kennesaw State (6-0)			
Home: 4-0 Away: 2-0 Neutral: 0-0			
11/26/82	a	W	68-55
12/6/06	h	W	81-43
12/30/07	h	W	83-68
11/19/08	h	W	77-49
12/18/09	a	W	94-48
11/17/10	h	W	79-60

Kentucky (0-1)			
Home: 0-0 Away: 0-0 Neutral: 0-1			
1/15/06	n	L	62-66

Lafayette (3-0)			
Home: 2-0 Away: 0-0 Neutral: 1-0			
12/3/89	n	W	89-64
12/10/94	h	W	95-38
12/30/98	h	W	100-52

Long Island (3-0)			
Home: 1-0 Away: 2-0 Neutral: 1-0			
11/18/01	a	W	80-49
11/26/02	h	W	82-47
11/28/09	a	W	73-56

Longwood (2-0)			
Home: 2-0 Away: 0-0 Neutral: 0-0			

12/20/05	h	W	81-41
2/25/07	h	W	75-46

Loyola Marymount (1-0)			
Home: 0-0 Away: 0-0 Neutral: 1-0			
12/2/89	n	W	81-53

Maine (1-0)			
Home: 0-0 Away: 0-0 Neutral: 1-0			
12/18/88	n	W	82-62

Manhattan (2-0)			
Home: 1-0 Away: 1-0 Neutral: 0-0			
12/3/95	a	W	90-61
12/30/96	h	W	105-63

Marist (2-0)			
Home: 0-0 Away: 2-0 Neutral: 0-0			
12/19/87	a	W	66-45
12/7/91	a	W	93-63

Mars Hill (0-1)			
Home: 0-0 Away: 0-1 Neutral: 0-0			
12/2/78	a	L	53-81

Marshall (1-0)			
Home: 1-0 Away: 0-0 Neutral: 0-0			
1/4/86	h	W	83-81

Maryland (18-43)			
Home: 12-15 Away: 4-24 Neutral: 2-4			
11/27/79	a	L	78-94
11/18/80	h	L	64-82
2/17/82	a	L	64-77
12/15/82	a	L	54-88
1/10/83	h	L	57-69
2/14/83	a	L	59-80
1/16/84	h	L	48-67
12/12/84	a	L	52-68
1/14/85	h	L	67-69
12/21/85	a	L	65-80
1/13/86	h	W	73-66
1/6/87	h	W	81-80(ot)
2/16/87	a	L	76-93
1/3/88	a	L	80-83
2/16/88	h	L	70-92
3/5/88	n	L	74-102
1/4/89	h	L	60-85
2/6/89	a	L	74-106
1/18/90	h	W	70-68
1/30/90	a	L	52-83
1/13/91	h	L	66-68
2/4/91	a	L	79-93
3/2/91	n	L	73-91
1/27/92	a	L	54-75
2/17/92	h	L	63-71
3/7/92	n	W	68-67

1/14/93	h	L	66-77
2/7/93	a	L	70-75
1/2/94	a	L	62-69
1/30/94	h	L	46-67
1/5/95	h	W	82-59
2/5/95	a	W	67-59
1/2/96	a	L	60-61
2/3/96	h	W	59-30
1/2/97	h	W	44-40
2/19/97	a	L	69-73
11/22/97	a	L	42-74
1/26/98	h	L	57-68
1/21/99	h	W	72-56
2/21/99	a	L	79-92
1/23/00	a	W	73-67
2/27/00	h	W	60-49
1/21/01	h	L	62-66
2/22/01	a	W	66-62
1/14/02	h	W	61-58
2/14/02	a	L	70-81 (ot)
1/5/03	a	L	63-71
2/7/03	h	W	59-51
1/15/04	a	L	87-91
2/15/04	h	W	58-57
1/13/05	h	L	65-72
2/3/05	a	L	67-84
1/26/06	a	L	71-79
3/3/06	n	L	66-71
2/1/07	h	W	77-72
3/2/07	n	L	59-75
1/20/08	a	L	95-99 (2ot)
2/19/09	h	L	79-87
2/5/10	a	W	61-60
2/3/11	h	L	53-56
3/4/11	n	W	70-64

Maryland-Eastern Shore (1-0)			
Home: 1-0 Away: 0-0 Neutral: 0-0			
11/14/95	h	W	93-43

Maryville (2-0)			
Home: 0-0 Away: 0-0 Neutral: 0-0			
1976-77		W	50-28
1977-78		W	97-51

Massachusetts (1-0)			
Home: 1-0 Away: 0-0 Neutral: 0-0			
12/31/05	h	W	57-43

Mercer (14-6)			
Home: 9-3 Away: 5-3 Neutral: 0-0			
1/7/80	a	L	59-85
2/11/80	h	L	73-87
2/4/81	h	L	70-75
2/19/81	a	W	79-77
2/3/82	h	L	47-69
2/12/83	a	L	67-71



All-Time Series Results

2011-12 Georgia Tech Women's Basketball

1/25/89	h	W	89-70
12/13/89	a	W	87-52
2/7/90	h	W	83-66
2/29/91	h	W	85-61
12/5/92	h	W	82-59
2/14/94	a	W	62-57
2/22/95	a	W	82-49
2/27/96	a	L	61-64
11/25/96	h	W	98-79
11/24/97	a	W	70-65 (ot)
11/24/98	h	W	78-50
12/5/02	h	W	96-50
11/10/06	h	W	87-48
12/28/10	h	W	101-44

Miami, Fla. (11-9)

Home: 4-3 Away: 4-5 Neutral: 3-1

12/15/80	a	L	80-86
12/30/91	a	L	63-78
3/13/02	h	L	64-73
1/23/05	a	W	62-46
3/4/05	n	L	58-60
1/5/06	h	L	63-75
2/26/06	a	L	85-90(2ot)
3/2/06	n	W	79-62
1/15/07	h	W	52-37
2/15/07	a	W	66-45
3/1/07	n	W	66-52
1/13/08	h	W	68-65
2/7/08	a	L	52-54
3/6/08	n	W	76-49
1/12/09	a	W	68-50
1/29/09	h	W	68-42
1/27/10	h	W	80-73(ot)
2/21/10	a	W	77-73
1/30/11	a	L	74-84 (OT)
2/27/11	h	L	59-70

Miami, Ohio (1-0)

Home: 1-0 Away: 0-0 Neutral: 0-0

11/30/02	h	W	78-62
----------	---	---	-------

Michigan State (1-0)

Home: 1-0 Away: 0-0 Neutral: 0-0

12/3/08	h	W	70-57
---------	---	---	-------

Middle Tennessee State (1-0)

Home: 1-0 Away: 0-0 Neutral: 0-0

12/3/10	h	W	68-48
---------	---	---	-------

Minnesota (2-1)

Home: 0-1 Away: 2-0 Neutral: 0-0

12/1/90	a	W	84-69
12/13/92	a	W	82-62
12/1/93	h	L	73-77(ot)

Mississippi State (1-4)

Home: 0-2 Away: 1-2 Neutral: 0-0

12/9/99	h	L	56-71
12/3/00	a	L	68-88
3/15/01	a	L	73-77
12/30/06	h	L	56-62
12/16/07	a	W	70-58

Mississippi University for Women (2-0)

Home: 1-0 Away: 0-0 Neutral: 1-0

1/28/82	h	W	75-59
1/25/83	n	W	76-61

Mississippi Valley State (4-0)

Home: 3-0 Away: 1-0 Neutral: 0-0

12/30/04	h	W	74-41
12/18/07	a	W	79-67
11/22/08	h	W	72-37
12/13/09	h	W	89-41

Missouri (1-0)

Home: 0-0 Away: 0-0 Neutral: 1-0

11/27/10	n	W	61-46
----------	---	---	-------

Monmouth (2-0)

Home: 1-0 Away: 1-0 Neutral: 0-0

11/28/87	h	W	76-70
12/19/99	a	W	79-68

Morris Brown (3-0)

Home: 2-0 Away: 0-0 Neutral: 1-0

1976-77		W	75-27
2/1/79	h	W	74-55
2/23/02	h	W	111-40

Mount St. Mary's (1-0)

Home: 1-0 Away: 0-0 Neutral: 0-0

11/25/00	h	W	102-90
----------	---	---	--------

Nebraska (1-0)

Home: 0-0 Away: 0-0 Neutral: 1-0

3/27/92	n	W	73-68
---------	---	---	-------

New Hampshire (1-0)

Home: 0-0 Away: 0-0 Neutral: 1-0

12/2/95	n	W	90-72
---------	---	---	-------

North Carolina (15-51)

Home: 9-22 Away: 6-24 Neutral: 0-5

1/9/80	h	L	61-93
1/24/81	a	L	75-82
11/28/81	a	L	58-81
1/23/82	h	L	64-68 (Omni)
1/6/83	h	L	58-99
1/29/83	a	L	58-96
3/4/83	n	L	80-85
1/28/84	a	L	73-81
2/20/84	h	L	75-95
1/19/85	h	L	68-88

1/27/85	a	L	50-81
1/27/86	a	L	65-88
2/22/86	h	L	81-92(ot)
1/2/87	h	L	75-80
1/24/87	a	L	81-86
2/28/87	n	L	54-64
1/17/88	a	L	74-82
2/13/88	h	W	76-74
1/14/89	h	W	87-81
1/29/89	a	W	97-89
1/11/90	a	W	90-73
2/10/90	h	L	77-81
1/9/91	h	W	101-86
2/22/91	a	W	83-63
1/5/92	a	L	69-83
2/29/92	h	L	70-73
1/5/93	h	W	73-63
1/31/93	a	L	68-72 (ot)
1/16/94	a	L	51-87
2/12/94	h	L	79-89
3/5/94	n	L	55-78
1/7/95	a	L	62-74
2/8/95	h	L	62-84
1/6/96	h	L	74-78
2/7/96	a	L	72-88
1/11/97	a	L	53-80
1/30/97	h	L	77-80
1/8/98	h	L	48-69
2/8/98	a	L	58-85
12/3/98	a	L	68-85
1/24/99	h	W	91-84
2/27/99	n	L	71-87
1/13/00	h	W	55-44
2/13/00	a	L	62-85
1/2/01	a	W	82-75
2/1/01	h	L	63-85
3/2/01	n	L	64-79
1/17/02	a	W	81-62
2/17/02	h	L	62-71
1/2/03	h	L	67-72
2/2/03	a	L	64-76
1/22/04	a	L	56-63
2/23/04	h	L	46-58
1/30/05	h	L	41-55
1/18/06	a	L	56-85
2/5/06	h	L	56-75
1/2/07	h	L	57-69
1/18/07	a	L	31-78
1/5/08	a	L	78-99
2/10/08	h	L	61-75
1/22/09	h	W	66-62
2/15/09	a	L	50-73
1/6/10	a	L	78-89
2/26/10	h	W	64-57
1/6/11	h	W	71-70
2/24/11	a	W	67-54

**UNC Asheville (4-1)**

Home: 1-1	Away: 1-0	Neutral: 1-0
1977-78	W	70-66
1978-79	a W	73-60
1/20/79	h L	95-102
12/3/88	n W	78-63
11/23/01	h W	88-56

UNC Wilmington (1-0)

Home: 1-0	Away: 0-0	Neutral: 0-0
11/23/90	h W	101-79

NC State (19-40)

Home: 12-16	Away: 6-21	Neutral: 1-3
1/12/80	a L	38-97
2/8/80	n L	48-99
1/3/81	h L	55-74
1/4/81	h L	62-76
1/30/82	a L	48-75
1/8/83	h L	61-83
1/24/83	a L	61-77
1/4/84	h L	52-65
2/13/84	a L	63-78
1/3/85	h L	70-87
2/3/85	a L	73-83
3/1/85	n L	60-87
1/2/86	h L	69-77
2/7/86	a L	57-92
1/10/87	a L	63-74
2/21/87	h L	69-78
1/9/88	h W	94-74
2/5/88	a W	83-74
1/7/89	a L	70-100
2/18/89	h L	79-87
1/2/90	h W	79-78
2/16/90	a L	55-80
1/4/91	a L	79-97
2/16/91	h L	74-98
1/17/92	h W	83-72
2/23/92	a L	70-86
1/8/93	a W	86-79
2/19/93	h W	92-89 (2ot)
1/7/94	h W	75-60
2/18/94	a L	53-71
1/15/95	h L	67-81
2/16/95	a L	64-80
3/3/95	n L	70-88
1/15/96	a L	63-68
2/14/96	h L	64-73
1/5/97	h W	73-72
2/23/97	a L	69-82
1/2/98	h L	63-75
2/1/98	a L	60-85
12/5/98	a W	74-73
1/28/99	h L	73-93
11/30/99	h L	70-80
2/24/00	a W	69-52

3/4/00	n W	71-62
12/6/00	a L	63-77
2/15/01	h L	68-74
1/6/02	a L	63-75
2/7/02	h W	69-57
1/26/03	h W	64-54
2/27/03	a W	78-60
2/1/04	a L	71-75
2/26/04	h W	76-61
2/10/05	h L	59-83
2/12/06	a L	53-65
2/11/07	h W	69-62
1/17/08	a W	67-63
2/8/09	h W	67-54
2/28/10	a L	46-54
2/13/11	h W	74-65

North Georgia (1-3)

Home: 1-0	Away: 0-0	Neutral: 0-0
1975-76	L	21-70
	L	25-78
	L	35-69
1/13/83	h W	88-51

Northwestern (3-1)

Home: 2-0	Away: 1-1	Neutral: 0-0
3/17/93	a L	62-90
12/18/06	a W	82-68
11/21/07	h W	55-46
12/1/10	h W	67-63

Notre Dame (0-1)

Home: 0-1	Away: 0-0	Neutral: 0-0
11/29/96	h L	69-76

Ohio State (0-1)

Home: 0-0	Away: 0-1	Neutral: 0-0
3/21/11	a L	60-67

Oklahoma (0-1)

Home: 0-0	Away: 0-1	Neutral: 0-0
11/15/09	a L	64-70

Oklahoma State (0-1)

Home: 0-0	Away: 0-1	Neutral: 0-0
11/15/09	a L	64-70

Old Dominion (1-2)

Home: 1-0	Away: 0-2	Neutral: 0-0
12/18/03	a L	56-67
11/23/04	h W	71-64
11/14/10	a L	63-65

Oregon (2-0)

Home: 1-0	Away: 0-0	Neutral: 1-0
12/13/08	n W	74-59
12/16/09	h W	87-69

Pacific (0-1)

Home: 0-0	Away: 0-1	Neutral: 0-0
12/19/89	a L	68-88

Pennsylvania (2-0)

Home: 0-0	Away: 0-0	Neutral: 2-0
12/19/82	n W	67-59
2/27/83	n W	75-58

Penn State (1-0)

Home: 0-0	Away: 1-0	Neutral: 0-0
12/2/09	a W	64-60

Pepperdine (1-0)

Home: 0-0	Away: 0-0	Neutral: 1-0
12/16/86	n W	79-77

Piedmont (4-2)

Home: 1-0	Away: 1-0	Neutral: 0-0
1976-77	L	38-61
	L	40-46
1977-78	W	81-66
	W	89-71
1/25/79	h W	78-49
2/3/79	a W	69-68

Pittsburgh (0-1)

Home: 0-1	Away: 0-0	Neutral: 0-0
12/30/99	h L	69-75

Portland State (1-0)

Home: 0-0	Away: 1-0	Neutral: 0-0
12/21/10	a W	69-53

Prairie View A&M (1-0)

Home: 1-0	Away: 0-0	Neutral: 0-0
11/19/10	h W	61-37

Presbyterian (2-0)

Home: 2-0	Away: 0-0	Neutral: 0-0
11/27/84	h W	86-70
12/2/85	h W	124-56

Princeton (2-0)

Home: 1-0	Away: 1-0	Neutral: 0-0
12/21/03	a W	67-66
11/28/04	h W	60-50

Purdue (0-1)

Home: 0-0	Away: 0-0	Neutral: 0-1
3/19/07	n L	63-76

Queens College (1-0)

Home: 1-0	Away: 0-0	Neutral: 0-0
1/18/84	h W	84-56

**Richmond (2-0)**

Home: 1-0	Away: 1-0	Neutral: 0-0
11/22/85	a W	77-59
11/26/88	h W	84-80 (2ot)

Rider (2-1)

Home: 1-0	Away: 1-1	Neutral: 0-0
12/5/90	a W	114-72
11/29/91	h W	115-64
12/29/93	a L	66-69

Rollins (1-0)

Home: 0-0	Away: 0-0	Neutral: 0-0
1976-77	W	69-52

St. Francis, Pa. (1-0)

Home: 1-0	Away: 0-0	Neutral: 0-0
12/29/00	h W	94-51

St. Francis, N.Y. (2-0)

Home: 1-0	Away: 1-0	Neutral: 0-0
12/29/98	h W	90-45
12/21/99	a W	91-60

St. John's (1-1)

Home: 1-0	Away: 0-1	Neutral: 0-0
12/30/02	h W	61-53
12/17/04	a L	65-69

St. Joseph's (1-0)

Home: 1-0	Away: 0-0	Neutral: 0-0
12/5/93	h W	51-50

St. Leo's (1-0)

Home: 0-0	Away: 0-0	Neutral: 0-0
1976-77	W	69-29

St. Mary's (1-1)

Home: 1-0	Away: 0-1	Neutral: 0-0
12/21/96	a L	59-66
12/29/97	h W	69-60(ot)

Samford (2-0)

Home: 2-0	Away: 0-0	Neutral: 0-0
11/27/98	h W	96-62
12/21/04	h W	64-52

San Diego (1-1)

Home: 1-0	Away: 0-1	Neutral: 0-0
12/9/05	h W	56-51
11/24/06	a L	59-62

San Francisco (0-1)

Home: 0-0	Away: 0-1	Neutral: 0-0
12/18/89	a L	67-85

San Jose State (1-0)

Home: 0-0	Away: 1-0	Neutral: 0-0
12/22/96	a W	68-53

Santa Clara (1-1)

Home: 0-0	Away: 0-1	Neutral: 1-0
12/16/89	a L	66-69
12/29/91	n W	64-61

Savannah State (3-2)

Home: 2-0	Away: 1-0	Neutral: 0-0
1974-75	L	31-90
1975-76	L	18-141
2/12/08	h W	82-28
2/11/09	a W	89-34
1/21/10	h W	80-51

Seton Hall (3-0)

Home: 2-0	Away: 0-0	Neutral: 1-0
11/29/86	h W	72-65
12/29/95	h W	82-67
11/27/09	n W	57-51

Shorter (1-5)

Home: 1-0	Away: 0-0	Neutral: 0-0
1974-75	L	25-94
	L	35-80
	L	20-72
1975-76	L	31-81
	L	39-83
11/14/81	h W	69-63

South Florida (5-0)

Home: 2-0	Away: 1-0	Neutral: 2-0
2/26/83	n W	82-65
12/18/83	a W	68-56
2/23/84	h W	61-46
11/29/85	h W	95-69
11/30/90	n W	98-58

Southern (0-2)

Home: 0-1	Away: 0-0	Neutral: 0-1
12/14/87	h L	66-69
12/2/01	n L	47-56

Southern Mississippi (1-0)

Home: 1-0	Away: 0-0	Neutral: 0-0
3/16/00	h W	76-71 (ot)

Southern Utah (1-0)

Home: 0-0	Away: 0-0	Neutral: 1-0
2/24/90	n W	87-75

Southwest Missouri State (1-0)

Home: 0-0	Away: 0-0	Neutral: 1-0
11/29/03	n W	78-71

Spelman (6-0)

Home: 0-0	Away: 0-0	Neutral: 1-0
1976-77	W	52-32
	W	82-47
	W	46-33

n	W	55-43
1977-78	W	64-62
	W	84-63

Stetson (4-0)

Home: 3-0	Away: 1-0	Neutral: 0-0
2/17/83	h W	70-53
11/26/83	h W	96-73
12/21/83	a W	69-62
12/4/93	h W	75-56

Temple (2-2)

Home: 1-0	Away: 0-1	Neutral: 1-1
2/23/90	n L	79-87
12/9/90	n W	83-68
11/20/06	a L	62-76
11/18/07	h W	59-49

Tennessee (0-4)

Home: 0-1	Away: 0-2	Neutral: 0-1
2/2/87	a L	74-100
1/11/88	h L	79-96
2/15/89	a L	71-88
11/26/10	n L	42-66

Tennessee State (2-0)

Home: 2-0	Away: 0-0	Neutral: 0-0
11/24/89	h W	93-61
12/30/10	h W	82-11

Tennessee Tech (1-0)

Home: 0-0	Away: 0-0	Neutral: 0-1
11/30/08	n W	68-56

Tennessee Temple (5-3)

Home: 1-0	Away: 1-0	Neutral: 0-0
1975-76	L	35-55
	L	43-68
1976-77	W	55-53
	L	51-58
1977-78	W	67-49
	W	83-54
1/8/79	a W	78-34
1/15/79	h W	100-47

Tennessee Wesleyan (0-2)

Home: 0-0	Away: 0-0	Neutral: 0-0
1976-77	L	50-74
	L	43-53

Texas (0-1)

Home: 0-0	Away: 0-0	Neutral: 0-1
11/29/08	n L	68-76

Texas Arlington (1-0)

Home: 0-0	Away: 0-0	Neutral: 1-0
12/20/08	n W	63-56

**Tift College (6-7)**

Home: 1-0 Away: 1-0 Neutral: 1-1

1974-75	L	45-82
	L	33-51
	n L	54-65
	W	67-53
1975-76	L	50-67
	L	57-68
1976-77	L	64-72
	L	70-72
1977-78	W	72-58
	W	85-69
1/22/79	a W	70-68
2/5/79	h W	79-62
11/21/80	n W	87-78

Troy (2-0)

Home: 2-0 Away: 0-0 Neutral: 0-0

12/22/05	h W	54-38
11/14/08	h W	73-49

Tulane (4-0)

Home: 2-0 Away: 1-0 Neutral: 0-0

1977-78	W	68-53
1/10/81	h W	72-58
11/13/07	a W	66-61
1/4/09	h W	69-52

Tulsa (1-1)

Home: 1-0 Away: 0-1 Neutral: 0-0

12/12/04	a L	47-55
12/18/05	h W	54-38

UAB (5-1)

Home: 3-0 Away: 1-1 Neutral: 1-0

2/20/86	h W	67-66
12/6/86	n W	77-65
11/27/87	h W	101-75
11/23/91	a L	72-91
1/3/05	h W	74-49
11/18/05	a W	68-55

UCLA (0-1)

Home: 0-0 Away: 0-0 Neutral: 0-1

12/19/94	n L	69-81
----------	-----	-------

USC Upstate (1-0)

Home: 1-0 Away: 0-0 Neutral: 0-0

12/6/07	h W	92-45
---------	-----	-------

Utah State (1-0)

Home: 0-0 Away: 0-0 Neutral: 1-0

12/15/86	n W	106-40
----------	-----	--------

Valdosta State (0-4)

Home: 0-2 Away: 0-2 Neutral: 0-0

12/10/79	a L	84-113
----------	-----	--------

1/18/80	h L	65-82
1/26/81	a L	61-68
2/21/81	h L	68-99

Vanderbilt (2-4)

Home: 1-2 Away: 1-1 Neutral: 0-0

1978-79	a W	69-67
2/19/79	h W	71-63
11/17/79	a L	61-67
1/28/80	h L	67-77
1/9/82	h L	74-80
1/21/07	n L	55-72

Villanova (0-1)

Home: 0-0 Away: 0-0 Neutral: 0-1

12/18/82	n L	59-68
----------	-----	-------

Virginia (11-52)

Home: 10-18 Away: 1-26 Neutral: 0-8

11/24/79	a L	44-85
1/17/81	h L	42-66
2/12/81	n L	49-61
1/16/82	a L	45-75
2/15/82	h L	51-56
11/21/82	a L	59-80
2/14/83	h W	55-54
1/23/84	h L	65-75
2/18/84	a L	50-89
3/2/84	n L	58-75
1/21/85	h L	47-71
2/16/85	a L	67-97
11/24/85	a L	52-86
2/15/86	h L	64-82
3/1/86	n L	64-90
1/17/87	h L	66-76
2/11/87	a L	56-78
1/20/88	a L	69-90
2/25/88	h L	68-91
1/21/89	h W	105-80
2/4/89	a L	74-91
1/20/90	h L	77-97
2/3/90	a L	65-94
3/3/90	n L	65-73
1/19/91	h L	72-98
2/2/91	a L	94-98
1/25/92	a L	74-79
2/8/92	h L	62-86
3/9/92	n L	69-70
1/23/93	h L	81-107
2/5/93	a L	53-88
1/22/94	a L	75-88
2/6/94	h L	54-82
1/21/95	a L	53-73
2/20/95	h L	53-61
1/20/96	h L	58-79
2/20/96	a L	62-80
1/16/97	a L	53-74

2/13/97	h W	72-60
2/28/97	n L	63-77
12/6/97	h W	84-65
1/30/98	a L	57-93
1/14/99	a L	62-82
2/18/99	h L	73-86
1/3/00	a L	70-83
2/3/00	h L	65-66
1/7/01	h W	70-65
2/8/01	a W	87-70
1/10/02	h W	92-61
2/11/02	a L	79-85
3/2/02	n L	58-60
1/16/03	a L	63-74
2/16/03	h L	54-56
1/12/04	a L	59-60
2/12/04	h W	65-55
1/20/05	h L	38-61
2/23/06	a L	51-57
2/22/07	h W	73-49
3/2/08	a L	101-103(2ot)
3/7/08	n L	43-52
3/1/09	h W	74-66
1/24/10	a L	55-57
1/13/11	h W	69-48

Virginia Commonwealth (1-0)

Home: 0-0 Away: 0-0 Neutral: 1-0

12/5/87	n W	73-63
---------	-----	-------

Virginia Tech (5-4)

Home: 2-1 Away: 2-2 Neutral: 1-1

3/22/03	n L	59-61
2/16/05	a L	48-73
2/19/06	h L	54-70
2/5/07	a L	68-73
2/29/08	h W	76-43
2/26/09	a W	73-68(OT)
1/31/10	h W	61-47
1/27/11	a W	78-57
3/3/11	n W	81-58

Wagner (2-0)

Home: 0-0 Away: 2-0 Neutral: 0-0

12/29/84	a W	81-70
12/19/00	a W	73-50

Wake Forest (34-23)

Home: 20-6 Away: 11-16 Neutral: 3-1

11/25/79	n W	94-67
2/2/80	a L	71-80
2/10/81	h W	78-62
1/31/82	a W	64-53
2/23/83	h W	93-72
2/4/84	a L	70-79
2/25/84	h W	77-74
1/5/85	a L	49-54



2/9/85	h	L	55-77
2/1/86	h	L	60-73
2/9/86	a	L	62-75
1/12/87	a	W	95-82
2/14/87	h	W	72-70
1/23/88	h	L	66-71
2/7/88	a	L	79-87
1/8/89	a	L	57-85
2/11/89	h	W	88-82
1/6/90	h	L	52-70
2/18/90	a	L	59-73
1/6/91	a	L	72-85
2/7/91	h	W	74-67
1/8/92	h	W	74-56
2/21/92	a	W	83-66
1/10/93	a	L	70-85
2/21/93	h	W	85-72
1/9/94	h	W	70-60
2/20/94	a	L	69-70
1/12/95	h	W	83-77
2/11/95	a	L	61-66
1/10/96	a	L	67-81
2/11/96	h	W	75-65
1/19/97	a	W	80-65
2/16/97	h	W	83-67
1/11/98	a	W	80-60
2/13/98	h	W	58-53
2/26/98	n	W	78-67
1/4/99	a	L	72-77
2/3/99	h	W	74-58
1/6/00	a	W	73-62
2/6/00	h	W	60-54
1/25/01	a	L	71-79
2/25/01	h	W	79-63
1/4/02	a	W	65-56
2/3/02	h	L	61-64
1/31/03	a	W	74-70
3/3/03	h	W	77-60
1/29/04	h	L	55-57 (OT)
2/20/04	a	L	61-63
3/5/04	n	L	59-61
2/6/05	a	W	40-37
1/22/06	h	W	66-61
1/28/07	a	W	58-45
1/10/08	h	W	57-47
2/3/09	a	L	60-68
1/14/10	h	W	72-66
3/5/10	n	W	52-45
1/17/11	a	W	54-46

West Georgia (2-3)

Home: 2-0 Away: 0-0 Neutral: 0-1		
1975-76	L	35-97
	L	38-83
1977-78	n	79-94
1/11/81	h	57-55
1/30/85	h	69-67

West Virginia (0-2)

Home: 0-1 Away: 0-0 Neutral: 0-1		
2/16/83	h	78-86(OT)
11/28/03	n	61-75

Western Carolina (5-0)

Home: 5-0 Away: 0-0 Neutral: 0-0		
2/22/85	h	83-61
2/4/87	h	85-47
2/1/89	h	69-46
1/2/91	h	94-71
12/28/95	h	88-48

Western Michigan (1-0)

Home: 1-0 Away: 0-0 Neutral: 0-0		
12/29/99	h	95-89(OT)

William & Mary (3-0)

Home: 2-0 Away: 0-0 Neutral: 1-0		
12/8/90	n	78-60
12/29/96	h	78-53
12/31/03	h	67-57

Winston-Salem State (1-0)

Home: 1-0 Away: 0-0 Neutral: 0-0		
1/4/07	h	75-43

Winthrop (4-0)

Home: 3-0 Away: 0-0 Neutral: 1-0		
11/25/88	h	83-61
12/30/90	h	124-47
12/18/08	n	65-27
11/13/09	h	63-30

Wisconsin-Green Bay (1-0)

Home: 0-0 Away: 0-0 Neutral: 1-0		
3/26/92	n	78-77

Washington (1-0)

Home: 1-0 Away: 0-0 Neutral: 0-0		
12/23/10	a	60-27

Weber State (1-0)

Home: 1-0 Away: 0-0 Neutral: 0-0		
11/28/98	h	81-46



HISTORY & RECORDS

100+ Point Games

124	vs. Winthrop, 12/30/90
124	vs. Presbyterian, 12/2/85
116	vs. Converse, 12/1/84
115	vs. Rider, 11/29/91
114	vs. Chattanooga, 11/30/91
114	vs. Rider, 12/5/90
111	vs. Morris Brown, 2/23/02
111	vs. Fairfield, 12/30/94
111	vs. Hofstra, 12/4/92
110	vs. Appalachian State, 12/18/92
108	vs. Iona, 12/20/87
107	vs. Georgia State, 2/13/95
106	vs. Utah State, 12/15/86
105	vs. Manhattan, 12/30/96
105	vs. Virginia, 1/21/89
103	vs. Charleston Southern, 12/7/99
102	vs. Mount St. Mary's, 11/25/00
101	vs. Mercer, 12/28/10
101	vs. Virginia, 3/2/08
101	vs. Alabama, 12/29/92
101	vs. North Carolina, 1/9/91
101	vs. UAB, 11/27/87
100	vs. Lafayette, 12/30/98
100	vs. Coppin State, 1/15/92
100	vs. Tennessee Temple, 1/15/79

Largest Margin of Victory

85 (116-31)	vs. Converse (12/1/84)
77 (124-47)	vs. Winthrop (12/30/90)
76 (90-14)	vs. Atlanta Christian (1975-76)
71 (82-11)	vs. Tenn State (h) (12/30/10)

Wins Over Ranked Teams

Tech 81	#13 Maryland 80 (OT)	1/6/87 (h)
Tech 105	#13 Virginia 80	1/21/89 (h)
Tech 79	#6 NC State 78	1/2/90 (h)
Tech 70	#15 Maryland 68	1/18/90 (h)
Tech 83	#16 NC State 72	1/17/92 (h)
Tech 59	#18 Clemson 57	2/4/92 (a)
Tech 68	#4 Maryland 67	3/7/92 (n)
Tech 74	#18 Clemson 73	3/8/92 (n)
Tech 73	#15 UNC 63	1/15/93 (h)
Tech 55	#18 Clemson 38	1/25/96 (h)
Tech 72	#17 Clemson 62	2/25/96 (a)
Tech 73	#7 NC State 72	1/5/97 (h)
Tech 72	#8 Virginia 60	2/13/97 (h)
Tech 84	#9 Virginia 65	12/6/97 (h)
Tech 74	#17/14 NC State 73	12/5/98 (a)
Tech 91	#7/6 UNC 84	1/24/99 (h)
Tech 55	#15/12 UNC 44	1/13/00 (h)
Tech 69	#14/11 NC State 52	2/24/00 (a)
Tech 71	#15/14 NC State 62	3/4/00 (n)
Tech 70	#25 Virginia 65	1/7/01 (h)
Tech 87	#24 Virginia 70	2/8/01 (a)
Tech 81	#17/17 UNC 62	1/17/02 (a)
Tech 55	#24/#22 Georgia 61	12/27/02 (n)
Tech 55	#6/#6 Georgia 49	12/3/04 (h)
Tech 77	#4/#4 Maryland 72	2/1/07 (h)
Tech 70	#21/#24 Mich State 57	12/3/08 (h)
Tech 66	#2/#3 UNC 62	1/22/09 (h)
Tech 74	#22/19 Virginia 66	3/1/09 (h)
Tech 69	#21/22 Georgia 53	12/5/10 (h)
Tech 71	#8/8 UNC 70	1/6/11 (h)
Tech 64	#13/16 UNC 57	2/24/11 (a)
Tech 70	#13/15 Maryland 64	3/4/11 (n)

71 (111-40)	vs. Morris Brown (2/23/02)
68 (124-56)	vs. Presbyterian (12/2/85)
66 (106-40)	vs. Utah St. (12/15/87)
65 (99-34)	vs. Atlanta Christian (1976-77)
62 (100-38)	vs. Georgia Baptist (1977-78)
58 (100-42)	vs. Coppin State (h) (1/15/92)
57 (101-44)	vs. Mercer (h) (12/28/10)
57 (95-38)	vs. Lafayette (h) (12/10/94)
57 (114-57)	vs. Chattanooga (h) (11/30/91)

Largest Margin of Victory

(ACC Games Only)

35 (89-54)	vs. Clemson (a) (2/22/09)
33 (76-43)	vs. Virginia Tech (h) (2/29/08)
32 (97-65)	vs. Florida State (h) (1/22/96)
31 (91-61)	vs. Virginia (h) (1/10/02)
30 (86-56)	vs. Florida State (h) (2/19/03)
29 (59-30)	vs. Maryland (h) (2/3/96)

Longest Winning Streak

13	1976-77 to 1977-78
13	2010-2011
10	2002-03
9	1977-78
8	2009-10
8	2008-09
8	2007-08
8	1995-96
8	1991-92 to 1992-93
8	1986-87

Overtime Games

11/25/78	a W	GT 69, Vanderbilt 67
1/20/79	h L	UNC Asheville 102, GT 95 (3OT)
1/26/80	a L	Albany State 89, GT 84
12/16/83	h L	West Virginia 86, GT 78
2/5/84	a L	East Carolina 61, GT 61
1/9/85	h L	Clemson 84, GT 81
2/7/85	a W	GT 69, Georgia State 68
2/22/86	h L	North Carolina 92, GT 81
1/6/87	h W	GT 81, #13 Maryland 80
1/15/88	a L	Duke 77, GT 71
11/26/88	h W	GT 84, Richmond 80 (2OT)
1/28/89	a W	GT 97, Duke 94
12/29/92	n L	Alabama 103, GT 101
1/29/93	a W	GT 86, Duke 80
1/31/92	a L	North Carolina 72, GT 68
2/19/93	h W	GT 92, NC State 89 (2OT)
2/24/93	a W	GT 68, Chattanooga 67
12/1/93	h L	Minnesota 77, GT 73
1/31/96	a L	Florida State 90, GT 85 (3OT)
12/3/96	a W	GT 88, Appalachian St. 80
12/24/97	a W	GT 70, Mercer 65
12/29/97	h W	GT 69, St. Mary's 60
12/29/99	h W	GT 95, Western Michigan 89
3/16/00	h W	GT 76, Southern Miss 71
2/14/02	a L	Maryland 81, GT 70
1/23/03	h W	GT 89, Clemson 78
1/29/04	h L	Wake Forest 57, GT 55
2/26/06	a L	Miami 90, GT 85 (2OT)
1/20/08	a L	Maryland 99, GT 95 (2OT)
3/2/08	a L	Virginia 103, GT 101 (2OT)
1/8/09	h L	Boston College 65, GT 64
2/26/09	a W	GT 73, Virginia Tech 68
1/27/10	h W	GT 80, Miami 73
1/30/11	a L	#16 Miami 84, GT 74

Largest Margin of Defeat

123 (18-141)	Savannah (1975-76)
94 (13-107)	Berry (1975-76)
83 (22-105)	Albany State (1975-76)
74 (31-105)	Berry (1974-75)
69 (25-94)	Shorter (1974-75)
67 (46-113)	Duke (1/7/99)
61 (28-89)	Auburn (1975-76)
61 (40-101)	Georgia State, (1975-76)
61 (35-96)	Georgia (1974-75)
60 (20-80)	Augusta (1975-76)
60 (33-93)	Albany State (1975-76)

Largest Margin of Defeat

(ACC Games Only)

67 (46-113)	Duke (a) (1/7/99)
59 (38-97)	NC State (a) (1/12/80)
47 (31-78)	North Carolina (a) (1/18/07)
44 (56-100)	Duke (n) (2/27/98)
41 (58-99)	North Carolina (h) (1/6/83)
41 (44-85)	Virginia (11/24/79)

Longest Losing Streak

19	1975-76
12	1979-80 to 1980-81
8	1987-88
8	1979-80
7	1974-75
7	1983-84
7	1984-85
7	2004-05
7	2005-06

Most Points Scored In A Half

70 (2nd)	vs. Presbyterian (12/2/85)
66 (2nd)	vs. Converse (12/1/84)
64 (2nd)	vs. North Carolina (1/9/91)
64 (1st)	vs. Winthrop (12/30/90)
63 (2nd)	vs. Rider (11/29/91)
63 (2nd)	vs. Rider (12/5/90)

Most Field Goals Made In A Half

31 (2nd)	vs. Presbyterian (12/2/85)
31 (2nd)	vs. Converse (12/1/84)
30 (2nd)	vs. North Carolina (1/9/91)
27 (2nd)	vs. Winthrop (1/30/90)
27 (1st)	vs. Presbyterian (12/2/85)

Most Field Goals Attempted In A Half

51 (2nd)	vs. Rider (12/5/90)
51 (2nd)	vs. Presbyterian (12/2/85)
50 (2nd)	vs. Converse (12/1/84)
49 (2nd)	vs. USC Upstate (12/6/07)
49 (1st)	vs. Hofstra (12/4/92)
49 (1st)	vs. Converse (12/1/84)

Highest Field Goal Percentage In A Half

.742 (23-31) (2nd)	vs. Fairfield (12/30/94)
.692 (18-26) (2nd)	vs. Rider (11/29/91)
.686 (24-35) (1st)	vs. E. Wash. (11/24/01)
.682 (15-22) (1st)	vs. Clemson (1/26/02)
.682 (15-22) (2nd)	vs. Arizona (1/7/85)

Most Threes Made In A Half

8 (1st)	vs. Florida State (1/31/99)
8 (2nd)	vs. NC State (1/28/99)
8 (2nd)	vs. Mercer (11/25/96)
7 (1st)	vs. Maryland (2/19/97)
6	vs. Several Teams

**Most Threes Attempted In A Half**

19 (2nd)	vs. Clemson (2/19/04)
17 (1st)	vs. Clemson (2/19/04)
16 (2nd)	vs. Virginia (1/14/99)
16 (1st)	vs. Pacific (12/19/89)
15 (1st)	vs. Iowa State (3/22/08)
15 (1st)	vs. Davidson (11/9/07)
15 (2nd)	vs. Mercer (11/25/96)
15 (2nd)	vs. Pacific (12/19/89)

Most Free Throws Made In A Half

29 (2nd)	vs. Clemson (1/26/02)
26 (2nd)	vs. NC State (1/8/93)
24 (2nd)	vs. Wake Forest (1/4/02)
24 (2nd)	vs. Rider (11/29/91)
23 (2nd)	vs. North Carolina (2/26/10)
23 (2nd)	vs. North Carolina (1/29/89)
23 (2nd)	vs. Virginia (1/21/89)

Most Free Throws Attempted In A Half

42 (2nd)	vs. Clemson (1/26/02)
35 (2nd)	vs. Coppin State (1/15/92)
34 (2nd)	vs. NC State (1/8/93)
33 (2nd)	vs. Wake Forest (1/4/02)
32 (2nd)	vs. North Carolina (1/29/89)

Least Points Scored In A Half

12 (1st)	vs. Maryland (1/30/94)
13 (1st)	vs. NC State (2/10/05)
13 (1st)	vs. Duke (1/8/04)
15 (1st)	vs. Duke (1/21/11)
15 (2nd)	vs. North Carolina (1/18/07)
16 (1st)	vs. NC State (2/28/10)
16 (1st)	vs. North Carolina (1/18/07)
16 (2nd)	vs. Wake Forest (2/6/05)
16 (1st)	vs. Duke (2/7/04)
16 (2nd)	vs. Kansas State (11/17/02)
16 (1st)	vs. Duke (1/9/00)
17	Seven times

Fewest Field Goals Made In A Half

3 (1st)	vs. Wake Forest (3/5/10)
3 (2nd)	vs. North Carolina (1/18/07)
4 (1st)	vs. Duke (1/25/09)
4 (2nd)	vs. Kansas State (11/17/02)
4 (2nd)	vs. Clemson (2/11/99)
5 (2nd)	vs. Duke (1/21/11)
5 (2nd)	vs. Oklahoma (3/24/09)
5 (1st)	vs. Florida State (2/27/05)
5 (1st)	vs. Duke (1/9/00)
5 (2nd)	vs. Maryland (1/30/94)
5 (1st)	vs. Duke (1/31/83)
5 (2nd)	vs. Mercer (2/3/82)
5 (2nd)	vs. Virginia (11/24/79)

Fewest Field Goals Attempted In A Half

14 (2nd)	vs. Duke (1/21/11)
14 (1st)	vs. NC State (1/8/93)
16 (1st)	vs. Duke (2/6/82)
17 (1st)	vs. Georgia Southern (2/24/81)
19 (1st)	vs. Wake Forest (3/5/10)
19 (1st)	vs. Clemson (2/24/05)
19 (1st)	vs. NC State (2/10/05)
19 (1st)	vs. Duke (2/7/04)
19 (2nd)	vs. Wake Forest (1/9/94)
20	21 times

Lowest Field Goal Percentage In A Half

.130 (3-23) (2nd)	vs. N. Carolina (1/18/07)
.138 (4-29) (2nd)	vs. Kansas St. (11/17/02)
.156 (7-45) (1st)	vs. Maryland (1/13/05)
.158 (3-19) (1st)	vs. Wake Forest (3/5/10)
.167 (4-24) (2nd)	vs. Clemson (2/11/99)
.171 (6-35) (2nd)	vs. Clemson (2/19/04)
.172 (5-29) (2nd)	vs. Oklahoma (3/24/09)
.172 (5-29) (1st)	vs. Duke (1/9/00)
.182 (4-22) (1st)	vs. Duke (1/25/09)
.185 (5-27) (1st)	vs. Duke (1/31/83)
.189 (7-37) (2nd)	vs. Tulsa (12/12/04)
.189 (7-37) (2nd)	vs. Georgia (12/27/01)
.194 (6-31) (2nd)	vs. Virginia (2/8/92)

Most Points Scored

124	vs. Winthrop (12/31/90)
124	vs. Presbyterian (12/2/85)
116	vs. Converse (12/1/84)
115	vs. Rider (11/29/91)
114	vs. UTC (11/30/91)
114	vs. Rider (12/5/90)

Most Combined Points Scored - Game

204	vs. Virginia (3/2/08)
204	vs. Alabama (12/29/92)
197	vs. Valdosta State (12/10/79)
196	vs. Iona (12/20/87)
194	vs. Georgia (12/13/94)
192	Two Times

Most Points Scored In A Loss

101	vs. Virginia (3/2/08)
101	vs. Alabama (12/29/92)
94	vs. Virginia (2/2/91)
92	vs. Furman (11/25/89)
87	vs. Maryland (1/15/04)
85	Three Times

Most Points Scored In Overtime

18	vs. Clemson (1/23/03)
15	vs. Miami (1/27/10)
14	vs. Florida State (1/31/96)
14	vs. Duke (1/29/93)
14	vs. Duke (1/28/89)
14	vs. Richmond (11/26/88)

Fewest Points Scored

31	vs. North Carolina (1/18/07)
32	vs. Duke (1/21/11)
34	vs. Duke (1/25/09)
38	vs. NC State (1/12/80)
40	vs. Duke (1/31/83)
41	vs. Auburn (12/30/97)
41	vs. Clemson (2/11/99)
41	vs. Duke (2/7/04)

Fewest Points Allowed

11	vs. Tennessee State (12/30/10)
27	vs. Washington (12/23/10)
27	vs. Winthrop (12/18/08)
28	vs. Savannah State (2/12/08)
30	vs. Maryland (2/5/96)
30	vs. Georgia State (11/19/04)
30	vs. Winthrop (11/13/09)
31	vs. Converse (12/1/84)

Most Field Goals Made

58	vs. Presbyterian (12/2/85)
55	vs. Converse (12/1/84)
53	vs. Winthrop (12/30/90)
48	vs. Virginia (1/10/02)
48	vs. E. Washington (11/24/01)

Most Field Goals Attempted

118	vs. UNC-Asheville (1/20/79)
99	vs. Rider (12/5/90)
99	vs. Converse (12/1/84)
97	vs. Hofstra (12/4/92)
96	vs. Presbyterian (12/2/85)

Fewest Field Goals Made

11	vs. Clemson (2/11/99)
11	vs. North Carolina (1/18/07)
12	vs. Duke (1/21/11)
13	vs. Wake Forest (3/5/10)
13	vs. Duke (1/25/09)
13	vs. Duke (1/3/83)
13	vs. Duke (1/31/83)

Fewest Field Goals Attempted

40	vs. Clemson (2/1/09)
40	vs. Florida State (2/27/05)
42	vs. Duke (1/21/11)
42	vs. Miami (1/12/09)
42	vs. Clemson (1/26/02)
43	vs. Arizona (1/7/85)
43	vs. Miami (1/23/05)
44	Four times

Highest Field Goal Percentage

.638 (44-69)	vs. Fairfield (2/30/94)
.628 (27-43)	vs. Arizona (1/7/85)
.620 (44-71)	vs. Mercer (12/28/10)
.616 (53-86)	vs. Winthrop (12/30/90)
.606 (43-71)	vs. Chattanooga (11/30/91)
.604 (58-96)	vs. Presbyterian (12/2/85)

Lowest Field Goal Percentage

.186 (11-59)	vs. North Carolina (1/18/07)
.220 (13-59)	vs. Duke (1/31/83)
.234 (11-47)	vs. Clemson (2/11/99)
.236 (13-55)	vs. Duke (1/3/83)
.243 (17-70)	vs. NC State (1/12/80)
.243 (17-70)	vs. Clemson (2/19/04)

Most Three-Point Fields Goals Made

12	vs. Mercer (11/10/06)
11	vs. Mercer (11/26/96)
11	vs. Maryland (1/5/95)
10	Eight times

Fewest Three-Point Field Goals Made

0	52 times
---	----------

Most Three-Point Field Goals Attempted

36	vs. Clemson (2/19/04)
31	vs. Pacific (12/19/89)
28	vs. Iowa State (3/22/08)
25	vs. Duke (1/17/05)
24	vs. Davidson (11/9/07)
24	vs. Maryland (2/19/97)
23	Three Times



Fewest Three-Point Field Goals Attempted

0	vs. Marist (12/19/87)
0	vs. Mercer (2/14/94)
1	vs. Furman (2/17/93)
1	vs. Appalachian St. (1/1/96)
1	vs. Hofstra (12/21/00)

Highest Three-Point Field Goal Percentage

.889 (8-9)	vs. Virginia (1/21/89)
.833 (5-6)	vs. Clemson (3/8/92)
.833 (5-6)	vs. Auburn-Montgom. (2/13/89)
.800 (4-5)	vs. Virginia Tech (2/26/09)
.750 (3-4)	vs. UAB (11/17/05)

Lowest Three-Point Field Goal Percentage

.000	52 times
0-13	vs. Oklahoma State (11/15/09)
0-11	vs. Georgia (12/27/01)
0-10	vs. North Carolina (2/15/09)
0-9	vs. North Carolina (1/18/07)
0-8	vs. Florida State (2/17/00)
0-8	vs. Georgia (12/15/93)
0-8	vs. Wake Forest (1/10/93)
0-7	Seven Times

Most Free Throws Made

38	vs. Rider (11/29/91)
36	vs. Clemson (1/26/02)
36	vs. Hawaii (3/28/92)
34	vs. N.C. State (1/8/93)
33	vs. North Carolina (1/28/89)

Fewest Free Throws Made

1	vs. Duke (2/5/98)
2	vs. Ohio State (3/21/11)
2	vs. Georgia (12/6/09)
2	vs. Virginia (2/11/87)
2	vs. St. Mary's (12/21/96)
2	vs. Maryland (2/19/97)
3	Three Times

Most Free Throws Attempted

50	vs. Clemson (1/26/02)
50	vs. Rider (11/29/91)
47	vs. Coppin St. (1/13/92)
46	vs. North Carolina (1/28/89)
44	Four Times

Fewest Free Throws Attempted

2	vs. Maryland (2/19/97)
2	vs. Ohio State (3/21/11)
3	vs. Duke (2/5/98)
5	vs. Georgia (12/6/09)
5	vs. St. Mary's (12/21/96)
6	Five Times

Highest Free Throw Percentage

1.000 (11-11)	vs. Virginia (1/13/11)
.952 (20-21)	vs. NC State (2/10/05)
.947 (18-19)	vs. Wake Forest (2/26/98)
.944 (17-18)	vs. Appalachian St. (11/14/06)
.941 (16-17)	vs. Kennesaw St. (12/6/06)
.938 (15-16)	vs. Clemson (1/7/06)
.929 (13-14)	Five Times

Lowest Free Throw Percentage

.270 (4-15)	vs. Georgia State (2/9/84)
.286 (2-7)	vs. Virginia (2/11/87)
.300 (3-10)	vs. Virginia (3/7/08)
.333 (4-12)	vs. Southern (12/2/01)
.348 (8-23)	vs. Virginia (1/10/05)

Most Rebounds

99	vs. Bryan (1/21/78)
77	vs. Hofstra (12/4/92)
76	vs. Rider College (12/5/90)
70	vs. Coppin St. (1/15/92)
67	USC Upstate (12/6/07)
66	vs. Furman (1/14/80)

Highest Rebounding Margin

36	vs. St. Francis (Pa.) (12/29/00)
34	vs. Florida Gulf Coast (11/21/09)
33	vs. Wagner (12/19/00)
31	vs. USC Upstate (12/7/07)
31	vs. Hofstra (12/4/92)
30	vs. Kennesaw State (12/18/09)
30	vs. Morris Brown (2/23/02)
30	vs. Converse (12/1/84)

Most Assists

33	vs. Virginia (1/10/02)
32	vs. UNC-Wilmington (11/23/90)
31	vs. Chattanooga (11/30/91)
31	vs. Winthrop (12/30/90)
29	vs. Boston College (2/28/91)
29	vs. Presbyterian (12/2/85)

Most Blocked Shots

13	vs. Chattanooga (12/2/86)
12	vs. Coppin State (1/15/92)
12	vs. East Tennessee St. (11/24/90)
12	vs. Clemson (1/18/89)
11	vs. Wake Forest (1/29/04)

Most Steals

27	vs. Miss. Valley State (11/22/08)
27	vs. Georgia State (12/14/93)
26	vs. Virginia Tech (2/29/08)
24	vs. Georgia State (11/23/99)
23	Four Times
22	Six Times

Most Turnovers

45	vs. Clemson (1/31/81)
42	vs. Valdosta State (12/10/79)
39	vs. Virginia (11/24/85)
39	vs. Virginia (2/18/84)
38	vs. Georgia (12/2/83)
38	vs. Valdosta State (1/18/80)

Fewest Turnovers

6	vs. Davidson (12/2/03)
6	vs. Wake Forest (1/19/97)
6	vs. Georgia Southern (1/31/81)
7	Five Times

Most Fouls

37	vs. Florida State (1/31/96)
35	vs. Virginia (3/2/08)
34	vs. Maryland (1/20/08)
33	vs. Wake Forest (2/21/92)
32	vs. American (11/15/98)
32	vs. Furman (1/14/80)
31	vs. NC State (1/10/87)

Fewest Fouls

5	vs. Georgia (12/3/04)
6	vs. St. Francis, (N.Y.) (12/29/98)
7	vs. Boston College (1/17/10)
8	vs. Maryland (1/18/90)
8	vs. Florida State (1/21/97)
8	vs. Charleston Southern (1/29/02)

Highest Winning Percentage	
.852 (23-4)	1977-78 (DIII)
.697 (23-10)	2009-10
.688 (22-10)	2008-09
.688 (22-10)	2007-08
.686 (24-11)	2010-11
.645 (20-11)	2002-03



Most Points Scored

43	Marielle Walker vs. Iona (12/20/87)
41	Kisha Ford vs. East Tenn. St (2/9/94)
40	Niesha Butler vs. Florida State (1/2/99)
36	Stephanie Higgs vs. Northwestern (12/18/06)
36	Dolores Bootz vs. Coastal Carolina (2/22/88)
35	4 times

Most Field Goals Made

17	Marielle Walker vs. Iona (12/20/87)
16	Kisha Ford vs. ETSU (2/9/94)
15	Fallon Stokes vs. Maryland (2/14/02)
15	Dolores Bootz vs. Coastal Car. (2/22/88)
15	Dolores Bootz vs. Maryland (1/3/88)
15	Dolores Bootz vs. Fordham (12/6/87)

Most Field Goals Attempted

32	Ida Neal vs. Tennessee (2/15/89)
30	Marielle Walker vs. Iona (12/20/87)
30	Jennifer Hendershott vs. UNCA (1/20/79)
28	Niesha Butler vs. North Carolina (2/27/99)
28	Kisha Ford vs. ETSU (2/9/94)

Most Three-Point Field Goals Made

8	Danielle Donehew vs. UNC (1/13/00)
8	Danielle Donehew vs. Samford (11/27/98)
7	Chioma Nnamaka vs. Virginia Tech (2/29/08)
7	Megan Isom vs. Fordham (12/21/02)
7	Danielle Donehew vs. Monmouth (12/19/99)
7	Danielle Donehew vs. Fla. State (1/31/99)
7	Danielle Donehew vs. UNC (1/24/99)
7	Danielle Donehew vs. Charleston So. (11/28/97)

Most Three-Point Field Goals Scored

20	Karen Lounsbury vs. Pacific (12/9/89)
17	Megan Isom vs. Clemson (1/23/03)
16	Alex Montgomery vs. UNC (1/6/10)
16	Danielle Donehew vs. Monmouth (12/19/99)
15	Alex Montgomery vs. Miami (1/27/10)
14	Three Times

Highest Three-Point Field Goal Percentage

<i>(Minimum four field goals)</i>	
1.000 (4-4)	Chioma Nnamaka vs. FSU, (1/6/05)
1.000 (4-4)	Metra Walthour vs. Missouri (11/27/10)
1.000 (4-4)	Alex Montgomery at Washington (12/23/10)

Most Free Throws Made

17	Milli Martinez vs. Clemson (1/26/02)
17	Joyce Pierce vs. Hawaii (3/28/92)
15	Ida Neal vs. North Carolina (1/29/89)
14	Jaime Kruppa vs. Hofstra (11/27/99)
14	Niesha Butler vs. Florida State (1/2/99)
14	Joyce Pierce vs. Duke (1/29/95)

Most Free Throws Attempted

20	Niesha Butler vs. North Carolina (12/3/98)
20	Joyce Pierce vs. Clemson (1/26/93)
19	Milli Martinez vs. Clemson (1/26/02)
19	Ida Neal vs. North Carolina (1/29/89)
17	Jaime Kruppa vs. Hofstra (11/27/99)
17	Niesha Butler vs. Florida State (1/2/99)
17	Joyce Pierce vs. Hawaii (3/28/92)
17	LeeAnn Woodhull vs. Valdosta (2/21/81)

Best Free Throw Percentage

1.000 (17-17)	Joyce Pierce vs. Hawaii, (3/28/92)
1.000 (11-11)	Stephanie Higgs vs. Clemson (1/7/07)
1.000 (10-10)	Brigitte Ardossi vs. UNC (2/26/10)
1.000 (10-10)	Mallorie Winn vs. Maryland (1/18/04)

1.000 (10-10)	Alex Stewart vs. St. John's (12/30/02)
1.000 (10-10)	Betsy Foy vs. NC State, (2/1/98)

Most Rebounds

29	Bonnie Tate vs. Georgia Baptist (11/30/76)
23	Dolores Bootz vs. Fordham (12/6/87)
21	Kisha Ford vs. Mercer (11/26/96)
21	LeeAnn Woodhull vs. Wake Forest (2/10/81)
20	Dolores Bootz vs. Auburn-Mont. (12/30/86)

Most Assists

17	Nina Bärin vs. Virginia (1/10/02)
16	Anita Malone vs. North Carolina (2/22/86)
15	Tiffany Martin vs. Alaska Anch. (12/20/94)
15	Carmen Davis vs. Maryland (1/18/90)
14	Tiffany Martin vs. Maryland (1/5/95)

Most Steals

14	Jill Ingram vs. Virginia Tech (2/29/08)
11	Jacqua Williams vs. North Carolina (1/5/08)
11	Bonnie Tate vs. Spelman (2/15/77)
9	Tiffany Martin vs. W. Carolina (12/28/95)
8	Nine Times

Most Blocked Shots

9	Allison Echols vs. E. Tenn. St. (11/24/90)
9	Allison Echols vs. Clemson (1/18/89)
8	Dolores Bootz vs. Southern (12/14/87)
7	Dolores Bootz vs. Maryland (1/14/85)
7	Kasha Terry vs. Duke (1/18/04)

30+ Point Games

43	Marielle Walker vs. Iona, 12/20/87
41	Kisha Ford vs. E. Tennessee State, 2/9/94
40	Niesha Butler vs. Florida State, 1/2/99
36	Stephanie Higgs vs. Northwestern, 12/18/06
36	Dolores Bootz vs. Coastal Car., 2/22/88
35	Kisha Ford vs. Manhattan, 12/30/96
35	Carla Munnion vs. Chattanooga, 12/13/95
35	Joyce Pierce vs. Mercer, 2/19/91
35	Ida Neal vs. Tennessee, 2/15/89
34	Fallon Stokes vs. North Carolina, 1/2/03
34	Kenya Williams vs. Davidson, 11/21/98
34	Carla Munnion vs. Manhattan, 12/3/95
34	Karen Lounsbury vs. Chattanooga, 12/31/89
34	Karen Lounsbury vs. Mercer, 1/25/89
34	Karen Lounsbury vs. Maine, 12/18/88
34	Marielle Walker vs. NC State, 1/9/88
33	Sonja Mallory vs. Miami (Ohio), 11/30/02
33	Sonja Mallory vs. Morris Brown, 2/23/02
33	Kisha Ford vs. Georgia State, 2/13/95
33	Karen Lounsbury vs. Tenn. St., 11/24/89
32	Fallon Stokes vs. Clemson, 2/14/02
32	Kisha Ford vs. Duke, 1/27/97
32	Kisha Ford vs. New Hampshire, 12/2/95
32	Dolores Bootz vs. North Carolina, 1/17/88
32	Dolores Bootz vs. Fordham, 12/6/87
32	LeeAnn Woodhull vs. North Carolina, 3/4/83
32	LeeAnn Woodhull vs. Georgia, 1/16/80
31	Kisha Ford vs. Wake Forest, 2/16/97
31	Joyce Pierce vs. Hawaii, 3/28/92
31	Dolores Bootz vs. Iona, 12/20/87
31	Ida Neal vs. Duke, 1/30/87
30	Chioma Nnamaka vs. Florida State, 1/6/05
30	Stephanie Higgs vs. Samford, 12/21/04
30	Carla Munnion vs. Mercer, 2/22/95
30	Joyce Pierce vs. Clemson, 1/26/93
30	Joyce Pierce vs. Duke, 1/29/93
30	Karen Lounsbury vs. NC State, 2/18/89
30	Ida Neal vs. North Carolina, 1/31/89
30	Karen Lounsbury vs. Virginia, 1/21/89

30	Dolores Bootz vs. Maryland, 1/3/88
30	Hea Ju Moon vs. UAB, 11/27/87
30	Dolores Bootz vs. Marshall, 1/4/86
30	Kristy Sampson vs. Atl. Christian, 2/21/76

20-Point, 20-Rebound Games

Kisha Ford	21 pts, 21 reb.
vs. Mercer (11/26/96)	

Dolores Bootz	32 pts, 23 reb.
vs. Fordham (12/6/87)	

Dolores Bootz	27 pts., 20 reb.
vs. Auburn-Montgomery (12/30/86)	

LeeAnn Woodhull	23 pts., 21 reb.
vs. Wake Forest (2/10/81)	

Triple-Doubles

Milli Martinez	12 pts., 10 reb., 10 ast.
vs. Morris Brown, 2/23/02	

Alex Stewart	11 pts, 10 reb., 11 ast.
vs. Charleston So., 1/30/01	

Kisha Ford	33 pts, 13 reb., 10 ast.
vs. Georgia St., 2/13/95	

**Most Points Scored**

596	Joyce Pierce (1991-92)
556	Dolores Bootz (1987-88)
549	Kisha Ford (1996-97)
539	Karen Lounsbury (1988-89)
538	Ida Neal (1988-89)

Highest Scoring Average

20.6	Dolores Bootz (1987-88)
20.3	Kisha Ford (1995-96)
19.3	Karen Lounsbury (1988-89)
19.3	Joyce Pierce (1988-89)
19.3	Niesha Butler (1998-99)

Most Field Goals Made

238	Dolores Bootz, 1987-88
221	Kisha Ford (1996-97)
218	Joyce Pierce (1991-92)
212	Dolores Bootz (1987-88)
201	Tyaunna Marshall (2010-11)

Most Field Goals Attempted

468	Fallon Stokes (2002-03)
464	Fallon Stokes (2003-04)
449	Stephanie Higgs (2006-07)
449	Carla Munnion, (1995-96)
449	Joannah Kauffman, (1995-96)

Highest Field Goal Percentage

.610 (180-295)	Dolores Bootz (1985-86)
.609 (238-391)	Dolores Bootz (1987-88)
.605 (101-167)	LeeAnn Woodhull (1980-81)
.585 (100-171)	Dolores Bootz (1984-85)
.568 (166-292)	Kenya Williams (1998-99)

Most Three-Point Field Goals Made

86	Danielle Donehew (1998-99)
81	Chioma Nnamaka (2006-07)
74	Alex Montgomery (2010-11)
73	Danielle Donehew (1999-00)
72	Alex Montgomery (2008-09)

Most Three-Point Field Goals Attempted

223	Chioma Nnamaka (2006-07)
217	Danielle Donehew (1999-00)
210	Danielle Donehew (1998-99)
209	Alex Montgomery (2010-11)
200	Alex Montgomery (2008-09)

Highest Three-Point Field Goal Percentage

.460 (23-50)	Devony Caldwell (1991-92)
.433 (13-30)	Sheila Wagner (1989-90)
.432 (48-111)	Danielle Donehew (1996-97)
.412 (14-34)	Stephanie Higgs (2003-04)
.401 (71-177)	Karen Lounsbury (1988-89)
.401 (86-210)	Danielle Donehew (1998-99)

Most Free Throws Made

155	Joyce Pierce (1991-92)
146	Stephanie Higgs (2006-07)
145	Ida Neal (1988-89)
138	Joyce Pierce (1992-93)
137	Joyce Pierce (1990-91)

Most Free Throws Attempted

196	Sonja Mallory (2002-03)
191	Joyce Pierce (1991-92)
191	Niesha Butler (1998-99)
190	Ida Neal (1988-89)
183	Stephanie Higgs (2006-07)

Best Free Throw Percentage

.864 (76-88)	Betsy Foy (1997-98)
.858 (91-106)	Karen Lounsbury (1989-90)
.851 (103-121)	Alex Stewart (2002-03)
.841 (138-164)	Joyce Pierce (1992-93)
.836 (56-67)	Janie Mitchell (2005-06)

Most Rebounds

420	Bonnie Tate (1976-77)
333	Bonnie Tate (1977-78)
310	Dolores Bootz (1986-87)
300	Alex Montgomery (2010-11)
298	Joyce Pierce (1991-92)

Highest Rebounding Average

16.2	Bonnie Tate (1976-77)
13.9	Bonnie Tate (1977-78)
11.6	Dolores Bootz (1985-86)
11.5	Dolores Bootz (1985-86)
11.4	Bonnie Tate (1978-79)

Most Assists

220	Tiffany Martin (1995)
199	Ida Neal (1988-89)
173	Carmen Davis (1989-90)
172	Alex Stewart (2002-03)
165	Alex Stewart (2003-04)

Highest Assist Average

7.9	Nina Bärin (2001-02)
7.3	Tiffany Martin (1994-95)
7.1	Ida Neal (1988-89)
5.8	Carmen Davis (1989-90)
5.7	Alex Stewart (2003-04)

Most Steals

118	Jacqua Williams (2007-08)
109	Jacqua Williams (2008-09)
101	Jill Ingram (2007-08)
95	Jacqua Williams (2006-07)
92	Kisha Ford (1993-94)

Most Blocked Shots

80	Dolores Bootz (1987-88)
70	Kasha Terry (2003-04)
68	Dolores Bootz (1985-86)
65	Joannah Kauffman (1997-98)
58	Sonja Mallory (2001-02)

Most Games Played

35	Four players (2010-11)
34	Three players (2010-11)
33	Five players (2006-07)
33	Six players (1991-92)

Most Double-Doubles

17	Dolores Bootz (1986-87)
17	Dolores Bootz (1985-86)
14	Joyce Pierce (1991-92)
12	Dolores Bootz (1987-88)
12	LeeAnn Woodhull (1979-80)
12	Joyce Pierce (1990-91)
12	Alex Montgomery (2010-11)

Most Points In A Half

65	by Valdosta State (12/10/79)
60	by Georgia (12/13/94)
58	by Florida State (2/5/01)
58	by Maryland (2/6/89)
58	by Tennessee (2/2/87)

Most Field Goals Made In A Half

29	by Valdosta State (12/10/79)
26	by Clemson (2/11/85)
24	by NC State (1/28/99)
24	by Duke (2/27/98)
24	by Georgia (12/13/94)
24	by Maryland (3/5/88)

Most Field Goals Attempted In A Half

62	by Richmond (11/26/88)
54	by UAB (11/27/87)
54	by NC State (2/13/84)
53	by Albany State (1/28/81)
53	by Valdosta State (12/10/79)

Highest Field Goal Percentage In A Half

.778 (17-22)	by Vanderbilt (1/9/82)
.762 (16-21)	by North Carolina (12/22/05)
.758 (22-29)	by Maryland (12/15/82)
.731 (19-26)	by Clemson (2/22/98)
.731 (19-26)	by Duke (1/27/97)

Most Three-Point Field Goals

Made In A Half

8	by Duke (1/27/97)
8	by Duke (1/27/05)
7	by Miami (2/21/10)
7	by Iowa State (3/22/08)
7	by Miami (1/13/08)
7	by Charleston Southern (1/30/01)
7	by Virginia (1/30/98)
7	by Duke (2/7/04)

Most Three-Point Field Goals

Attempted In A Half

19	by Virginia (1/21/89)
18	by UAB (11/27/87)
17	by Charlotte (11/15/02)
17	by Charleston Southern (11/28/97)
17	by Alabama (12/29/92)

Most Free Throws Made In A Half

28	by Duke (1/26/91)
23	by Maryland (1/26/06)
23	by Georgia (12/27/01)
22	by Tennessee (2/2/87)
21	by Davidson (12/3/97)
21	by Georgia (12/15/93)

Most Free Throws Attempted In A Half

36	by Duke (1/26/91)
30	by Maryland (1/26/06)
28	by Georgia State (11/23/99)
28	by Georgia (12/15/93)
28	by Campbell (12/20/90)

Most Points Scored

113	by Georgia (12/13/94)
113	by Valdosta State (12/10/79)
111	by Morris Brown (1/23/93)
107	by Virginia (1/23/93)
106	by Maryland (2/6/89)

Most Field Goals Made

47	by Valdosta State (12/10/79)
46	by Maryland (3/5/88)
46	by North Carolina (1/6/83)
45	by Maryland (2/6/89)
43	by Georgia (12/13/94)

43	by NC State (2/7/86)
----	----------------------

Most Field Goals Attempted

98	by Richmond (11/26/88)
96	by Valdosta State (12/10/79)
95	by Albany State (1/3/80)
94	by Albany State (1/14/81)
93	by Virginia (11/24/85)

Highest Field Goal Percentage

.660 (33-50)	by Duke (1/27/97)
.636 (42-66)	by Virginia (1/23/93)
.630 (46-73)	by Maryland (3/5/88)
.626 (42-67)	by Maryland (12/15/82)
.626 (42-67)	by NC State (2/8/80)

Most Three-Point Field Goals Made

13	by Duke (1/17/05)
12	by Princeton (12/21/03)
12	by Alabama (12/29/92)
11	by Virginia (2/11/02)
11	by Charleston Southern (1/30/01)
11	by Charleston Southern (11/28/97)

Most Three-Point Field Goals Attempted

32	by Charleston Southern (11/28/97)
31	by Elon (11/26/99)
30	by Charlotte (11/15/02)
30	by Southern Mississippi (3/16/00)
30	by Chattanooga (12/16/98)

Highest Three-Point Field Goal Percentage

.875 (7-8)	by Fordham (12/6/87)
.833 (10-12)	by Florida State (12/5/01)
.800 (4-5)	by Florida State (1/18/93)
.800 (4-5)	by Wake Forest (1/8/89)
.714 (10-14)	by Duke (1/7/99)
.714 (5-7)	by Florida State (1/31/96)

Most Free Throws Made

36	by Maryland (1/20/08)
36	by Duke (1/26/91)
35	by Virginia (3/2/08)
33	by Florida State (1/31/96)
33	by Maryland (1/26/06)

Most Free Throws Attempted

51	by Florida State (1/31/96)
46	by Virginia (3/2/08)
46	by Duke (1/26/91)
44	by Maryland (1/20/08)
44	by Georgia (12/27/01)

Highest Free Throw Percentage

1.000 (19-19)	by NC State (1/3/85)
1.000 (11-11)	by Duke (2/18/95)
1.000 (10-10)	by Elon (11/26/99)
1.000 (8-8)	by Boston College (1/25/07)
1.000 (6-6)	by Virginia Tech (3/22/03)

Most Rebounds

67	by Richmond (11/26/88)
67	by Georgia (11/25/80)
63	by Albany State (1/14/81)
62	by Valdosta State (12/10/79)
61	by Georgia State (2/7/85)
61	by Virginia (11/21/82)

Most Assists

33	by Virginia (1/10/01)
33	by NC State (2/7/86)
32	by NC State (1/4/91)
32	by NC State (1/7/89)
31	by Virginia (1/23/91)

Most Blocked Shots

15	by Tulsa (12/12/04)
15	by Virginia (1/20/96)
14	by Virginia (1/14/99)
13	by Duke (1/17/05)
10	by Georgia (12/6/09)
10	by North Carolina (1/5/08)
10	by Clemson (2/11/85)

Most Steals

29	by Mercer (1/7/80)
26	by Valdosta State (12/10/79)
25	by Georgia (12/4/82)
25	by Clemson (1/31/80)
22	by North Carolina (2/27/85)
22	by Virginia (2/16/85)

Most Turnovers

43	by East Tennessee State (2/9/94)
42	by Georgia State (12/14/79)
40	by Utah State (12/15/86)
39	by Kennesaw State (11/19/08)
39	by Covenant (12/1/81)
37	by Virginia Tech (2/29/08)
37	by Furman (1/14/80)

Opponent 100+ Point Games

113	by Georgia (12/13/94)
113	by Valdosta State (12/10/79)
107	by Virginia (1/23/93)
106	by Maryland (2/6/89)
103	by Virginia (3/2/08)
103	by Alabama (12/29/92)
103	by Clemson (1/31/80)
102	by Maryland (3/5/88)
100	by Duke (2/27/98)
100	by NC State (1/7/89)
100	by Tennessee (2/2/87)
100	by Georgia (11/29/84)

**Most Points Scored**

2,297	1991-92 (33 games)
2,267	1989-90 (30 games)
2,221	1988-89 (28 games)
2,152	1990-91 (28 games)
2,148	1987-88 (27 games)

Most Field Goals Made

870	1982-83
866	1988-89
864	1987-88
860	1985-86
854	1991-92

Most Field Goals Attempted

2,062	1991-92
2,018	1988-89
1,969	1982-83
1,950	1987-88
1,889	1989-90

Highest Field Goal Percentage

.460 (860-1869)	1985-86
.456 (852-1870)	1979-80
.452 (853-1889)	1989-90
.448 (705-1575)	1981-82
.442 (870-1969)	1982-83

Most Three-Pointers Made

154	2010-11
153	2002-03
151	2003-04
149	2000-01
144	2009-10
144	2001-02
141	1996-97

Most Three-Pointers Attempted

508	2010-11
507	2009-10
499	1999-00
469	2006-07
458	2007-08
456	2005-06
435	2003-04

Highest Three-Point Field Goal Percentage

.405 (62-153)	1987-88
.380 (82-216)	1989-90
.368 (153-416)	2002-02
.353 (149-422)	2000-01
.347 (151-435)	2003-04

Most Free Throws Made

492	1991-92
479	1989-90
448	1990-91
430	2005-06
421	1988-89

Most Free Throws Attempted

731	1991-92
710	1989-90
690	1990-91
650	1986-87
633	1988-89

Highest Free Throw Percentage

.706 (308-436)	2004-05
.697 (397-570)	1983-84
.692 (408-590)	2006-07
.691 (381-551)	2007-08
.690 (407-590)	2008-09
.689 (430-629)	2005-06
.686 (275-401)	1996-97

Most Rebounds

1,304	1980-81
1,304	1988-89
1,289	1991-92
1,257	1989-90
1,221	1979-80

Most Assists

521	1989-90
494	1988-89
477	1991-92
475	1987-88
474	1999-00

Most Blocked Shots

146	2010-11
133	2006-07
123	2008-09
119	2009-10
109	1983-84
106	2004-05
106	2000-01
103	2007-08

Most Steals

387	1979-80
334	1984-85
300	1988-89
297	1997-98
290	2010-11
287	1991-92

Points	
1. Kisha Ford (1994-97)	1,955
2. Karen Lounsbury (1989-92)	1,743
3. Dolores Bootz (1985-88)	1,723
4. Carla Munnion (1995-98)	1,671
5. Chioma Nnamaka (2005-08)	1,593
6. Alex Montgomery (2008-11)	1,565
7. Joyce Pierce (1991-93)	1,557
8. Janie Mitchell (2005-08)	1,422
Kate Brandt (1981-84)	1,422
10. Fallon Stokes (2001-04)	1,363

Scoring Average	
1. Dolores Bootz (1985-88)	18.9
2. Joyce Pierce (1991-93)	18.8
3. Kisha Ford (1994-97)	17.9
4. Niesha Butler (1999-02)	16.3
5. Carla Munnion (1995-98)	14.9
6. Karen Lounsbury (1989-92) ..	14.6
7. Bonnie Tate (1977-79)	14.5
8. Tyaunna Marshall (2011-)....	13.6
9. LeeAnn Woodhull (1980-83) ..	13.6
10. Chioma Nnamaka (2005-08) ..	13.3
Kate Brandt (1981-84)	13.3

Field Goals Made	
1. Kisha Ford (1994-97)	780
2. Dolores Bootz (1985-88)	730
3. Karen Lounsbury (1989-92) ..	609
4. Carla Munnion (1995-98)	601
5. Kate Brandt (1981-84)	575
6. Janie Mitchell (2005-08)	560
7. Chioma Nnamaka (2005-08) ..	558
8. Joyce Pierce (1991-93)	553
9. Alex Montgomery (2008-11) ..	551
10. Fallon Stokes (2001-04)	542

Field Goals Attempted	
1. Kisha Ford (1994-97)	1,740
2. Carla Munnion (1995-98)	1,451
3. Karen Lounsbury (1989-92) ..	1,438
4. Chioma Nnamaka (2005-08) ..	1,422
5. Alex Montgomery (2008-11) ..	1,395
6. Kate Brandt (1981-84)	1,303
7. Janie Mitchell (2005-08)	1,290
8. Fallon Stokes (2001-04)	1,275
9. Stephanie Higgs (2004-07) ..	1,245
10. Dolores Bootz (1985-88)	1,232

Field Goal Percentage	
<i>(Minimum 100 made)</i>	
1. Dolores Bootz (1985-88)593
.....	(730-1232)
2. Kenya Williams (1996-99) ..	.568
.....	(420-739)
3. LeeAnn Woodhull (1980-83) ..	.527
.....	(471-894)
4. Aimee Weiss (1990-93)520
.....	(474-912)
5. Theresa Gernatt (1988-91)514
.....	(273-515)
6. Chelsea Regins (2009-).....	.509
.....	(117-230)
7. Joyce Pierce (1991-93)500
.....	(553-1107)
8. Mandy Miller (1987-88)489
.....	(108-221)
9. Brigitte Ardossi (2007-10)483
.....	(360-746)
10. Bonnie Tate (1977-79)482
.....	(476-987)

Free Throws Made	
1. Joyce Pierce (1991-93)	430
2. LeeAnn Woodhull (1980-83) ..	360
3. Kisha Ford (1993-97)	359
4. Stephanie Higgs (2004-07)	345
5. Ida Neal (1986-89)	340
6. Karen Lounsbury (1989-92) ..	320
7. Carla Munnion (1995-98)	300
8. Jaime Kruppa (1997-01)	289
9. Brigitte Ardossi (2009-10)	281
10. Janie Mitchell (2005-08)	280

Free Throws Attempted	
1. LeeAnn Woodhull (1980-83) ..	550
2. Joyce Pierce (1991-93)	537
3. Kisha Ford (1993-97)	522
4. Sonja Mallory (2000-03)	483
5. Ida Neal (1986-89)	475
6. Stephanie Higgs (2004-07)	460
7. Jaime Kruppa (1997-2001)	420
8. Fallon Stokes (2001-04)	403
9. Carla Munnion (1995-98)	400
10. Karen Lounsbury (1989-92) ...	393

Free Throw Percentage	
<i>(Minimum 100 made)</i>	
1. Selena Baldwin (1990-93)820
.....	(146-178)
2. Karen Lounsbury (1989-92) ..	.814
.....	(320-393)
3. Joyce Pierce (1991-93)801
.....	(430-537)
4. Alex Stewart (2000-04)777
.....	(269-346)
5. Brigitte Ardossi (2007-10)776
.....	(281-362)
6. Devony Caldwell (1990-93)775
.....	(238-307)
7. Alex Montgomery (2008-11) ..	.774
.....	(226-292)
8. Kim Crawford (1983-86)766
.....	(134-175)
9. Tory Ehle (1984-87)765
.....	(189-247)
10. Chioma Nnamaka (2005-08) ..	.762
.....	(208-273)

Three-Point Field Goals Made	
1. Chioma Nnamaka (2005-08) ..	269
2. Danielle Donehew (1997-00) ..	241
3. Alex Montgomery (2008-11) ...	237
4. Karen Lounsbury (1989-92) ...	205
5. Carla Munnion (1995-98)	169
6. Megan Isom (2002-04)	135
7. Selena Baldwin (1990-93)	101
8. Stephanie Higgs (2004-2007) ..	86
9. Christie Finney (1991-95)	79
10. Jill Ingram (2005-08)	75

Three-Point Field Goals Attempted	
1. Chioma Nnamaka (2005-08) ..	733
2. Alex Montgomery (2008-11) ...	686
3. Danielle Donehew (1997-00) ..	659
4. Karen Lounsbury (1989-92) ...	550
5. Carla Munnion (1995-98)	540
6. Megan Isom (2002-04)	420
7. Stephanie Higgs (2004-2007) ..	286
8. Jill Ingram (2005-08)	282
9. Selena Baldwin (1990-93)	275
10. Christie Finney (1991-95)	251

**Three-Point Percentage***(Minimum 50 attempts)*

1. Marielle Walker (1985-88).....	458
.....(49-107)	
2. Devony Caldwell (1990-93)....	397
.....(69-174)	
3. Ida Neal (1986-89).....	393
.....(33-84)	
4. Karen Lounsbury (1989-92) ..	373
.....(205-550)	
5. Chioma Nnamaka (2005-08) ..	367
.....(269-733)	
Selena Baldwin (1990-93).....	367
.....(101-275)	
7. Danielle Donehew (1997-00) ..	366
.....(241-659)	
8. Alex Montgomery (2008-11) ..	345
.....(237-686)	
9. Niesha Butler (1991-93).....	339
.....(60-177)	
10. Joyce Pierce (1991-93).....	328
.....(21-64)	

Rebounds

1. Bonnie Tate (1977-79).....	1,039
2. Dolores Bootz (1985-88).....	978
3. Kisha Ford (1994-97).....	871
4. Alex Montgomery (2008-11)...	837
5. Cindy Cochran (1982-85).....	804
6. Regina Tate (1998-2002)	801
LeeAnn Woodhull (1980-83) ..	801
8. Joyce Pierce (1991-93).....	764
9. Sonja Mallory (2000-03).....	750
10. Janie Mitchell (2005-08).....	704

Rebounding Average

1. Bonnie Tate (1977-79).....	13.9
2. Dolores Bootz (1985-88).....	10.7
3. Joyce Pierce (1991-93).....	9.2
4. LeeAnn Woodhull (1980-83) ...	8.3
5. Kisha Ford (1994-97).....	8.0
6. Melinda Ryan (1978-80)	7.6
Cindy Cochran (1982-85).....	7.6
8. Teresa Lopez (1979-81).....	7.4
9. Jan Chandler (1974-76).....	7.2
10. Regina Tate (1997-02)	7.0

Assists

1. Tiffany Martin (1994-97).....	559
2. Ida Neal (1986-89).....	508
3. Alex Stewart (2000-04)	505
4. Tory Ehle (1984-87)	402
5. Carmen Davis (1990-92).....	357
6. Jill Ingram (2005-08).....	345
7. Kisha Ford (1994-97).....	335
8. Nina Bärlin (2000-03).....	331
9. Anita Malone (1982-86)	310
10. Kate Brandt (1981-84)	298

Assist Average

1. Tiffany Martin (1994-97).....	5.3
2. Ida Neal (1986-89).....	4.7
3. Nina Bärlin (1999-03).....	4.4
Carmen Davis (1990-92).....	4.4
5. Alex Stewart (2000-04)	4.2
6. Tory Ehle (1984-87)	3.7
7. Anita Malone (1982-86)	3.6
8. Niesha Butler (1998-02).....	3.3
9. Kisha Ford (1994-97).....	3.1
10. Jill Ingram (2005-08).....	2.9

Steals*(Since 1979)*

1. Jacqua Williams (2006-09)	370
2. Kisha Ford (1994-97).....	278
Tiffany Martin (1994-97).....	278
4. Jill Ingram (2005-08).....	272
5. Alex Montgomery (2008-11)...	226
6. Kate Brandt (1981-84)	215
7. Aimee Weiss (1990-93).....	200
8. Anita Malone (1982-86)	195
9. Joyce Pierce (1991-93).....	194
10. Milli Martinez (1999-02)	187

Blocked Shots*(Since 1979)*

1. Dolores Bootz (1985-88).....	245
2. Kasha Terry (2003-06)	195
3. Sonja Mallory (2000-03).....	173
4. Joannah Kauffman (1995-98) ..	170
5. Kathy Dorth (1993-97)	98
6. Aimee Weiss (1990-93).....	93
7. Allison Echols (1989-92).....	85
8. Sasha Goodlett (2009-).....	79
9. LeeAnn Woodhull (1980-83)	72
10. Demieta Keener (1992-95)	64

Games Played

1. Brigitte Ardossi (2007-10)	130
2. Alex Montgomery (2008-11)...	124
3. Jacqua Williams (2006-09)	123
4. Deja Foster (2008-11)	121
Alex Stewart (2000-04)	121
6. Chioma Nnamaka (2005-08) ..	120
7. Karen Lounsbury (1989-92)	119
8. Jill Ingram (2005-08)	118
Devony Caldwell (1990-93).....	118
Allison Echols (1989-92).....	118

Minutes Played

1. Kisha Ford (1994-97)	3,823
2. Karen Lounsbury (1989-92) ..	3,763
3. Alex Montgomery (2008-11) ..	3,576
4. Tiffany Martin (1994-97).....	3,555
5. Chioma Nnamaka (2005-08) ..	3,511
6. Carla Munnion (1995-98)	3,482
7. Tory Ehle (1984-87)	3,445
8. Ida Neal (1986-89)	3,426
9. Alex Stewart (2000-04)	3,416
10. Kate Brandt (1981-84)	3,393

FRESHMAN

Points			
Rk.	Player (Year)	G	# Avg.
1.	Karen Lounsbury (1988-89)	28	539 19.3
2.	Niesha Butler (1998-99)	27	521 19.3
3.	Tyaunna Marshall (2010-11)	35	475 13.6
4.	Carla Munnion (1994-95)	30	473 15.8
5.	Kisha Ford (1993-94)	27	437 16.2
6.	Kate Brandt (1980-81)	26	346 13.3
7.	Chioma Nnamaka (2004-05)	27	344 12.7
8.	LeeAnn Woodhull (1979-80)	23	336 14.6
9.	Alex Montgomery (2007-08)	31	335 10.8
10.	Carmen Davis (1989-90)	30	290 9.7

Rebounds			
Rk.	Player (Year)	G	# Avg.
1.	LeeAnn Woodhull (1979-80)	23	248 10.8
2.	Cindy Cochran (1981-82)	25	236 9.4
3.	Kisha Ford (1993-94)	27	233 8.6
4.	Aimee Weiss (1989-90)	30	189 6.3
5.	Carla Munnion (1994-95)	30	176 5.9
6.	Janice James (1983-84)	28	169 6.0
7.	Alex Montgomery (2007-08)	31	168 5.4
8.	Kirsten Weinert (1982-83)	28	161 5.8
9.	Devony Caldwell (1989-90)	30	156 5.2
10.	Allison Echols (1988-89)	27	154 5.5

Assists			
Rk.	Player (Year)	G	# Avg.
1.	Carmen Davis (1989-90)	30	173 5.8
2.	Niesha Butler (1998-99)	27	120 4.4
3.	Nina Bärlin (1999-00)	31	117 3.8
4.	Kisha Ford (1993-94)	27	108 4.0
5.	Ida Neal (1985-86)	27	97 3.6
6.	Tory Ehle (1983-84)	28	91 3.3
7.	Tiffany Martin (1993-94)	23	77 3.4
8.	Alex Stewart (1999-00)	31	73 2.4
9.	Jill Ingram (2004-05)	27	71 2.6
10.	Mary Giamb Bruno (1979-80)	25	70 2.8

Blocked Shots			
Rk.	Player (Year)	G	# Avg.
1.	Joannah Kauffman (1994-95)	28	49 1.8
2.	Dolores Bootz (1984-85)	14	41 2.9
3.	Kasha Terry (2002-03)	30	40 1.3
4.	Sasha Goodlett (2008-09)	32	30 0.9
5.	Allison Echols (1988-89)	27	29 1.1
6.	Aimee Weiss (1989-90)	30	29 1.0
7.	Alex Montgomery (2007-08)	31	25 0.8
8.	LeeAnn Woodhull (1979-80)	23	21 0.9
9.	Kathy Dortch (1992-93)	26	21 0.8
10.	Niesha Butler (1998-99)	27	20 0.7

Steals			
Rk.	Player (Year)	G	# Avg.
1.	Kisha Ford (1993-94)	27	92 3.4
2.	Tyaunna Marshall (2010-11)	35	59 1.7
3.	Tiffany Martin (1993-94)	23	56 2.4
4.	Nina Bärlin (1999-00)	31	56 1.9
5.	Jill Ingram (2004-05)	27	53 2.0
6.	Alex Montgomery (2007-08)	31	53 1.7
7.	Anita Malone (1981-82)	24	52 2.2
8.	Aimee Weiss (1989-90)	30	52 1.7
9.	Jacqua Williams (2005-06)	27	48 1.8
10.	Kate Brandt (1980-81)	26	47 1.8
	Niesha Butler (1998-99)	27	47 1.7

SOPHOMORE

Points			
Rk.	Player (Year)	G	# Avg.
1.	Kisha Ford (1994-95)	28	521 18.6
2.	Joyce Pierce (1990-91)	26	502 19.3
3.	Karen Lounsbury (1989-90)	30	495 16.5
4.	Carla Munnion (1995-96)	27	465 17.2
5.	Niesha Butler (2000-01)	28	438 15.6
6.	Dolores Bootz (1985-86)	23	417 18.1
7.	Alex Montgomery (2008-09)	30	410 13.7
8.	Chioma Nnamaka (2005-06)	29	360 12.4
9.	Stephanie Higgs (2004-05)	27	359 13.3
10.	Iasia Hemingway (2008-09)	32	354 11.1

Rebounds			
Rk.	Player (Year)	G	# Avg.
1.	Dolores Bootz (1985-86)	23	266 11.6
2.	Joyce Pierce (1990-91)	26	247 9.5
3.	Regina Tate (1998-99)	27	236 8.7
4.	Theresa Gernatt (1988-89)	28	228 8.1
5.	Cindy Cochran (1982-83)	26	221 8.5
6.	Kirsten Weinert (1983-84)	28	212 7.6
7.	LeeAnn Woodhull (1980-81)	21	204 9.7
8.	Alex Montgomery (2008-09)	30	202 6.7
9.	Kathy Dortch (1993-94)	27	201 7.4
10.	Janie Mitchell (2005-06)	29	191 6.6

Assists			
Rk.	Player (Year)	G	# Avg.
1.	Tiffany Martin (1994-95)	30	220 7.3
2.	Tory Ehle (1984-85)	27	112 4.1
3.	Ida Neal (1986-87)	27	106 3.9
4.	Anita Malone (1982-83)	28	102 3.6
5.	Kim Crawford (1984-85)	27	91 3.4
6.	Metra Walthour (2009-10)	33	91 2.8
7.	Alex Stewart (2000-01)	29	90 3.1
8.	Jill Ingram (2005-06)	27	87 3.2
9.	Carmen Davis (1990-91)	20	83 4.2
	Kisha Ford (1994-95)	28	83 3.0

Blocked Shots			
Rk.	Player (Year)	G	# Avg.
1.	Kasha Terry (2003-04)	28	70 2.5
2.	Dolores Bootz (1985-86)	23	56 2.4
3.	Sonja Mallory (2000-01)	26	41 1.6
4.	Joannah Kauffman (1995-96)	27	38 1.4
5.	Kathy Dortch (1993-94)	27	37 1.4
6.	LeeAnn Woodhull (1980-81)	21	23 1.1
7.	Sasha Goodlett (2009-10)	33	23 0.7
8.	Alex Montgomery (2008-09)	30	21 0.7
9.	Kirsten Weinert (1983-84)	28	20 0.7
	Aimee Weiss (1990-91)	28	20 0.7

Steals			
Rk.	Player (Year)	G	# Avg.
1.	Jacqua Williams (2006-07)	33	95 2.9
2.	Anita Malone (1982-83)	28	80 2.9
3.	Alex Montgomery (2008-09)	30	74 2.5
4.	Joyce Pierce (1990-91)	26	67 2.3
5.	Jill Ingram (2005-06)	27	64 2.4
6.	Deja Foster (2008-09)	31	63 2.0
7.	Metra Walthour (2009-10)	33	61 1.9
8.	Iasia Hemingway (2008-09)	32	60 1.9
9.	Milli Martinez (1999-00)	31	56 1.8
10.	Mo Bennett (2009-10)	33	54 1.6



JUNIOR

Points

Rk.	Player (Year)	G	#	Avg.
1.	Joyce Pierce (1991-92)	33	596	18.1
2.	Dolores Bootz (1986-87)	27	499	18.5
3.	Fallon Stokes (2002-03)	31	486	15.7
4.	Kisha Ford (1995-96)	27	448	16.6
5.	Chioma Nnamaka (2006-07)	33	429	13.0
6.	Janie Mitchell (2006-07)	29	421	14.5
7.	Carla Munnion (1996-97)	27	414	15.3
8.	Sonja Mallory (2001-02)	29	410	14.1
9.	Karen Lounsbury (1990-91)	28	403	14.4
10.	Milli Martinez (2000-01)	29	384	13.2

Rebounds

Rk.	Player (Year)	G	#	Avg.
1.	Dolores Bootz (1986-87)	27	310	11.5
2.	Joyce Pierce (1991-92)	33	298	9.0
3.	Jaime Kruppa (1999-00)	31	239	7.7
4.	Sonja Mallory (2001-02)	29	233	8.0
5.	Teresa Lopez (1980-81)	27	215	8.0
6.	Regina Tate (1999-00)	31	210	6.8
7.	Milli Martinez (2000-01)	29	202	7.0
8.	Fallon Stokes (2002-03)	31	201	6.5
	Deja Foster (2009-10)	33	201	6.1
10.	Janie Mitchell (2006-07)	29	200	6.9

Assists

Rk.	Player (Year)	G	#	Avg.
1.	Alex Stewart (2002-03)	31	172	5.6
2.	Val Avant (1987-88)	27	142	5.3
3.	Nina Bärnin (2001-02)	17	135	7.9
4.	Metra Walthour (2010-11)	35	132	3.8
5.	Tiffany Martin (1995-96)	27	123	4.6
6.	Deja Foster (2009-10)	33	108	3.3
7.	Ida Neal (1987-88)	27	106	3.9
8.	Carmen Davis (1991-92)	32	101	3.2
9.	Selena Baldwin (1991-92)	33	89	2.7
	Sheila Wagner (1988-89)	26	89	3.4

Blocked Shots

Rk.	Player (Year)	G	#	Avg.
1.	Dolores Bootz (1986-87)	27	68	2.5
2.	Sonja Mallory (2001-02)	29	58	2.0
3.	Kasha Terry (2004-05)	12	30	2.5
4.	Demieta Keener (1993-94)	27	29	1.1
5.	Allison Echols (1990-91)	28	28	1.0
6.	Sasha Goodlett (2010-11)	35	26	0.7
7.	Kathy Dortch (1995-96)	25	23	0.9
	Aimee Weiss (1991-92)	29	23	0.8
9.	Jennifer Leachman (1984-85)	27	19	0.7
10.	Teresa Lopez (1980-81)	27	18	0.7
	Joannah Kauffman (1996-97)	21	18	0.9

Steals

Rk.	Player (Year)	G	#	Avg.
1.	Jacqua Williams (2007-08)	31	118	3.8
2.	Tiffany Martin (1995-96)	27	81	3.0
	Metra Walthour (2010-11)	35	81	2.3
4.	Kisha Ford (1995-96)	27	71	2.6
	Joyce Pierce (1991-92)	33	71	2.1
6.	Megan Isom (2002-03)	31	65	2.1
7.	Milli Martinez (2000-01)	29	60	2.1
	Alex Stewart (2002-03)	31	60	1.9
9.	Stephanie Higgs (2005-06)	29	59	2.0
10.	Jaime Kruppa (1999-00)	31	58	1.9
	Regina Tate (1999-00)	31	58	1.9
	Deja Foster (2009-10)	33	58	1.8

SENIOR

Points

Rk.	Player (Year)	G	#	Avg.
1.	Dolores Bootz (1987-88)	27	556	20.6
2.	Kisha Ford (1996-97)	27	549	20.3
3.	Ida Neal (1988-89)	28	538	19.2
4.	Brigitte Ardossi (2009-10)	33	532	16.1
5.	Janie Mitchell (2007-08)	32	526	16.4
6.	Stephanie Higgs (2006-07)	33	509	15.4
7.	Sonja Mallory (2002-03)	31	503	16.2
8.	Marielle Walker (1987-88)	26	490	18.8
9.	Alex Montgomery (2010-11)	35	487	13.9
10.	Fallon Stokes (2003-04)	29	477	16.4

Rebounds

Rk.	Player (Year)	G	#	Avg.
1.	Alex Montgomery (2010-11)	35	300	8.6
2.	Sonja Mallory (2002-03)	31	278	9.0
3.	Brigitte Ardossi (2009-10)	33	242	7.3
4.	Dolores Bootz (1987-88)	27	238	10.5
5.	Kisha Ford (1996-97)	27	232	8.6
6.	Regina Tate (2001-02)	29	226	7.8
7.	Joyce Pierce (1992-93)	24	219	9.1
8.	Jaime Kruppa (2000-01)	28	208	7.4
9.	Janie Mitchell (2007-08)	32	202	6.3
10.	LeeAnn Woodhull (1982-83)	27	192	7.1

Assists

Rk.	Player (Year)	G	#	Avg.
1.	Ida Neal (1988-89)	28	199	7.1
2.	Alex Stewart (2003-04)	29	165	5.7
3.	Tiffany Martin (1996-97)	25	139	5.6
4.	Shelli Novotny (1997-98)	28	126	4.5
5.	Anita Malone (1985-86)	25	123	4.9
6.	Tory Ehle (1986-87)	27	119	4.4
7.	Milli Martinez (2001-02)	29	113	3.9
8.	Jill Ingram (2007-08)	32	111	3.5
9.	Selena Baldwin (1992-93)	25	104	4.2
10.	Jacqua Williams (2008-09)	32	104	3.3

Blocked Shots

Rk.	Player (Year)	G	#	Avg.
1.	Dolores Bootz (1987-88)	27	80	3.0
2.	Joannah Kauffman (1997-98)	28	65	2.3
3.	Sonja Mallory (2002-03)	31	57	1.8
4.	Kasha Terry (2005-06)	29	55	1.9
5.	Aimee Weiss (1992-93)	27	28	1.0
6.	Marielle Walker (1987-88)	26	19	0.7
7.	Kathy Dortch (1996-97)	27	17	0.6
8.	Stephanie Higgs (2006-07)	33	17	0.5
9.	Kisha Ford (1996-97)	27	15	0.6
10.	Brigitte Ardossi (2009-10)	33	14	0.4

Steals

Rk.	Player (Year)	G	#	Avg.
1.	Jacqua Williams (2008-09)	32	109	3.4
2.	Jill Ingram (2007-08)	32	101	3.2
3.	Alex Montgomery (2010-11)	35	73	2.1
4.	Kate Brandt (1983-84)	28	70	2.5
5.	Brigitte Ardossi (2009-10)	33	65	2.0
6.	Kisha Ford (1996-97)	27	62	2.3
	Ida Neal (1988-89)	28	62	2.2
	Stephanie Higgs (2006-07)	33	62	1.9
	Kentrina Wilson (2006-07)	32	62	1.9
10.	Aimee Weiss (1992-93)	27	57	2.1

Points		
1976-77	Bonnie Tate	353
1977-78	Bonnie Tate	391
1978-79	Bonnie Tate	344
1979-80	LeeAnn Woodhull.....	336
1980-81	Kate Brandt	346
1981-82	Kate Brandt	344
1982-83	LeeAnn Woodhull.....	347
1983-84	Kate Brandt	399
1984-85	Kim Crawford	301
1985-86	Dolores Bootz.....	417
1986-87	Dolores Bootz.....	499
1987-88	Dolores Bootz.....	556
1988-89	Karen Lounsbury.....	539
1989-90	Karen Lounsbury.....	495
1990-91	Joyce Pierce.....	502
1991-92	Joyce Pierce.....	596
1992-93	Joyce Pierce.....	459
1993-94	Kisha Ford.....	437
1994-95	Kisha Ford.....	521
1995-96	Carla Munnion.....	465
1996-97	Kisha Ford.....	549
1997-98	Kenya Williams.....	331
1998-99	Niesha Butler.....	521
1999-00	Jaime Kruppa.....	323
2000-01	Niesha Butler.....	438
2001-02	Sonja Mallory	410
2002-03	Sonja Mallory	503
2003-04	Fallon Stokes	477
2004-05	Stephanie Higgs.....	359
2005-06	Chioma Nnamaka	360
2006-07	Stephanie Higgs.....	509
2007-08	Janie Mitchell.....	526
2008-09	Alex Montgomery	410
2009-10	Brigitte Ardossi	532
2010-11	Alex Montgomery	487

Scoring Average		
1976-77	Bonnie Tate	13.6
1977-78	Bonnie Tate	16.3
1978-79	Bonnie Tate	13.8
1979-80	LeeAnn Woodhull.....	14.6
1980-81	LeeAnn Woodhull.....	13.8
1981-82	Kate Brandt	13.8
1982-83	LeeAnn Woodhull.....	12.9
1983-84	Kate Brandt	14.3
1984-85	Dolores Bootz.....	17.9
1985-86	Dolores Bootz.....	18.1
1986-87	Dolores Bootz.....	18.5
1987-88	Dolores Bootz.....	20.6
1988-89	Karen Lounsbury.....	19.3
1989-90	Karen Lounsbury.....	16.5
1990-91	Joyce Pierce.....	19.3
1991-92	Joyce Pierce.....	18.1
1992-93	Joyce Pierce.....	19.1
1993-94	Kisha Ford.....	16.2
1994-95	Kisha Ford.....	18.6
1995-96	Carla Munnion.....	17.2
1996-97	Kisha Ford.....	20.3

1997-98	Kenya Williams.....	11.8
1998-99	Niesha Butler.....	19.3
1999-00	Jaime Kruppa	10.4
2000-01	Niesha Butler.....	15.6
2001-02	Sonja Mallory	14.1
2002-03	Sonja Mallory	16.2
2003-04	Fallon Stokes	16.4
2004-05	Stephanie Higgs.....	13.3
2005-06	Chioma Nnamaka	12.4
2006-07	Stephanie Higgs.....	15.4
2007-08	Janie Mitchell.....	16.4
2008-09	Alex Montgomery	13.7
2009-10	Brigitte Ardossi	16.1
2010-11	Alex Montgomery	13.9

Field Goal Percentage (Minimum 50 attempts)		
1976-77	Jan Chandler	479
1977-78	Bonnie Tate	512
1978-79	Bonnie Tate	481
1979-80	LeeAnn Woodhull.....	513
1980-81	LeeAnn Woodhull.....	605
1981-82	LeeAnn Woodhull.....	529
1982-83	LeeAnn Woodhull.....	486
1983-84	Kirsten Weinert.....	456
1984-85	Dolores Bootz.....	585
1985-86	Dolores Bootz.....	610
1986-87	Dolores Bootz.....	565
1987-88	Dolores Bootz.....	609
1988-89	Theresa Gernatt.....	536
1989-90	Theresa Gernatt.....	539
1990-91	Aimee Weiss	521
1991-92	Joyce Pierce.....	498
1992-93	Aimee Weiss	550
1993-94	Demieta Keener	470
1994-95	Demieta Keener	516
1995-96	Carla Munnion.....	450
1996-97	Kenya Williams.....	537
1997-98	Kenya Williams.....	607
1998-99	Kenya Williams.....	568
1999-00	Candice McCallum.....	540
2000-01	Sonja Mallory	515
2001-02	Fallon Stokes	511
2002-03	Sonja Mallory	452
2003-04	Jessica Williams.....	496
2004-05	Jessica Williams.....	414
2005-06	Jessica Williams.....	536
2006-07	Brigitte Ardossi	500
2007-08	Brigitte Ardossi	500
2008-09	Deja Foster.....	466
2009-10	Brigitte Ardossi	484
2010-11	Chelsea Regins.....	536

Free Throw Percentage (Minimum 35 attempts)		
1976-77	Lisa Lovett	615
1977-78	Karen Rainwater	783
1978-79	Teresa Lopez.....	718
1979-80	Jennifer Hendershott	667

1980-81	Teresa Lopez.....	802
1981-82	Kate Brandt	805
1982-83	Kate Brandt	826
1983-84	Tory Ehle.....	712
1984-85	Dolores Bootz.....	785
1985-86	Tory Ehle.....	824
1986-87	Marielle Walker.....	800
1987-88	Marielle Walker.....	797
1988-89	Karen Lounsbury.....	826
1989-90	Karen Lounsbury.....	851
1990-91	Karen Lounsbury.....	803
1991-92	Joyce Pierce.....	812
1992-93	Joyce Pierce.....	841
1993-94	Kisha Ford	724
1994-95	Carla Munnion.....	738
1995-96	Carla Munnion.....	773
1996-97	Carla Munnion.....	781
1997-98	Betsy Foy	864
1998-99	Kenya Williams.....	727
1999-00	Amy Lingenfelder	737
2000-01	Alex Stewart	800
2001-02	Nefertiti Walker	788
2002-03	Alex Stewart	851
2003-04	Megan Harpring	895
2004-05	Chioma Nnamaka	794
2005-06	Janie Mitchell.....	836
2006-07	Kentrina Wilson	816
2007-08	Chioma Nnamaka	762
2008-09	Brigitte Ardossi	819
2009-10	Brigitte Ardossi	829
2010-11	Alex Montgomery	802

Three-Point Field Goal Percentage		
1986-87	Hea Ju Moon (2-12).....	167
1987-88	Marielle Walker (49-107)...	458
1988-89	Karen Lounsbury (71-177)...	401
1989-90	Karen Lounsbury (66-167)...	395
1990-91	Devony Caldwell (21-52) ..	404
1991-92	Devony Caldwell (23-50) ..	460
1992-93	Selena Baldwin (40-103) ..	388
1993-94	Tiffany Martin (10-34).....	294
1994-95	Dawn Smith (16-46).....	348
1995-96	Carla Munnion (30-100)....	300
1996-97	Danielle Donehew (48-111)...	432
1997-98	Carla Munnion (54-160)....	338
1998-99	Danielle Donehew (86-210)...	410
1999-00	Amy Lingenfelder (35-95) ..	368
2000-01	Niesha Butler (27-84).....	321
2001-02	Megan Isom (30-91)	330
2002-03	Megan Isom (58-170)	341
2003-04	Stephanie Higgs (14-34)...	412
2004-05	Chioma Nnamaka (39-116)...	336
2005-06	Chioma Nnamaka (57-156)...	365
2006-07	Chioma Nnamaka (81-223)...	363
2007-08	Chioma Nnamaka (92-238)...	387
2008-09	Alex Montgomery (72-200)...	360
2009-10	Alex Montgomery (59-182)...	324
2010-11	Metra Walthour (51-142)...	359

**Rebounds**

1976-77	Bonnie Tate	420
1977-78	Bonnie Tate	333
1978-79	Bonnie Tate	286
1979-80	LeeAnn Woodhull	248
1980-81	Teresa Lopez	215
1981-82	Cindy Cochran	236
1982-83	Cindy Cochran	221
1983-84	Kirsten Weinert	212
1984-85	Cindy Cochran	166
1985-86	Dolores Bootz	266
1986-87	Dolores Bootz	310
1987-88	Dolores Bootz	283
1988-89	Theresa Gernatt	228
1989-90	Theresa Gernatt	192
1990-91	Joyce Pierce	247
1991-92	Joyce Pierce	298
1992-93	Joyce Pierce	219
1993-94	Kisha Ford	233
1994-95	Kisha Ford	234
1995-96	Kisha Ford	172
1996-97	Kisha Ford	232
1997-98	Kenya Williams	198
1998-99	Regina Tate	236
1999-00	Jaime Kruppa	239
2000-01	Jaime Kruppa	208
2001-02	Sonja Mallory	233
2002-03	Sonja Mallory	278
2003-04	Fallon Stokes	187
2004-05	Jessica Williams	184
2005-06	Janie Mitchell	191
2006-07	Janie Mitchell	200
2007-08	Janie Mitchell	202
2008-09	Alex Montgomery	202
2009-10	Brigitte Ardossi	242
2010-11	Alex Montgomery	300

Rebounding Average

1976-77	Bonnie Tate	16.2
1977-78	Bonnie Tate	13.9
1978-79	Bonnie Tate	11.4
1979-80	LeeAnn Woodhull	10.8
1980-81	LeeAnn Woodhull	9.7
1981-82	Cindy Cochran	9.4
1982-83	Cindy Cochran	8.5
1983-84	Kirsten Weinert	7.6
1984-85	Dolores Bootz	8.5
1985-86	Dolores Bootz	11.6
1986-87	Dolores Bootz	11.5
1987-88	Dolores Bootz	10.5
1988-89	Theresa Gernatt	8.1
1989-90	Theresa Gernatt	6.4
1990-91	Joyce Pierce	9.5
1991-92	Joyce Pierce	9.0
1992-93	Joyce Pierce	9.1
1993-94	Kisha Ford	8.6
1994-95	Kisha Ford	8.4
1995-96	Kisha Ford	6.4
1996-97	Kisha Ford	8.6

1997-98	Kenya Williams	7.1
1998-99	Regina Tate	8.7
1999-00	Jaime Kruppa	7.7
2000-01	Jaime Kruppa	7.4
2001-02	Sonja Mallory	8.0
2002-03	Sonja Mallory	9.0
2003-04	Fallon Stokes	6.4
2004-05	Jessica Williams	6.8
2005-06	Janie Mitchell	6.6
2006-07	Janie Mitchell	6.9
2007-08	Janie Mitchell	6.3
2008-09	Alex Montgomery	6.7
2009-10	Brigitte Ardossi	7.3
2010-11	Alex Montgomery	8.6

Assists

1979-80	Mary Giambruno	70
1980-81	Karen Rainwater	96
1981-82	Kate Brandt	72
1982-83	Anita Malone	102
1983-84	Kate Brandt	100
1984-85	Tory Ehle	112
1985-86	Anita Malone	123
1986-87	Tory Ehle	119
1987-88	Val Avant	142
1988-89	Ida Neal	199
1989-90	Carmen Davis	173
1990-91	Carmen Davis	83
1991-92	Carmen Davis	101
1992-93	Selena Baldwin	104
1993-94	Kisha Ford	108
1994-95	Tiffany Martin	220
1995-96	Tiffany Martin	123
1996-97	Tiffany Martin	100
1997-98	Shelli Novotny	126
1998-99	Niesha Butler	120
1999-00	Nina Bärnin	117
2000-01	Alex Stewart	90
2001-02	Nina Bärnin	135
2002-03	Alex Stewart	172
2003-04	Alex Stewart	165
2004-05	Jill Ingram	71
2005-06	Jill Ingram	87
2006-07	Stephanie Higgs	87
2007-08	Jill Ingram	111
2008-09	Jacqua Williams	104
2009-10	Deja Foster	108
2010-11	Metra Walthour	132

Steals

1979-80	Melinda Ryan	43
1980-81	Kate Brandt	44
1981-82	Kate Brandt	53
1982-83	Anita Malone	80
1983-84	Kate Brandt	70
1984-85	Tory Ehle	53
1985-86	Anita Malone	55
1986-87	Marielle Walker	39
1987-88	Marielle Walker	41

1988-89	Ida Neal	62
1989-90	Aimee Weiss	52
1990-91	Joyce Pierce	67
1991-92	Joyce Pierce	71
1992-93	Aimee Weiss	57
1993-94	Kisha Ford	92
1994-95	Tiffany Martin	90
1995-96	Tiffany Martin	81
1996-97	Kisha Ford	62
1997-98	Carla Munnion	29
1998-99	Jaime Kruppa	48
1999-00	Jaime Kruppa, Regina Tate	58
2000-01	Milli Martinez	60
2001-02	Milli Martinez	51
2002-03	Megan Isom	65
2003-04	Alex Stewart	49
2004-05	Jill Ingram	53
2005-06	Jill Ingram	64
2006-07	Jacqua Williams	95
2007-08	Jacqua Williams	118
2008-09	Jacqua Williams	109
2009-10	Brigitte Ardossi	65
2010-11	Metra Walthour	81

Blocked Shots

1979-80	LeeAnn Woodhull	21
1980-81	LeeAnn Woodhull	23
1981-82	LeeAnn Woodhull	17
1982-83	Kirsten Weinert	16
1983-84	Kirsten Weinert	20
1984-85	Dolores Bootz	41
1985-86	Dolores Bootz	56
1986-87	Dolores Bootz	68
1987-88	Dolores Bootz	80
1988-89	Allison Echols	29
1989-90	Aimee Weiss	29
1990-91	Allison Echols	28
1991-92	Lara Kauffman	23
1992-93	Aimee Weiss	28
1993-94	Kathy Dortch	37
1994-95	Joannah Kauffman	49
1995-96	Joannah Kauffman	38
1996-97	Joannah Kauffman	18
1997-98	Joannah Kauffman	65
1998-99	Niesha Butler	20
1999-00	Sonja Mallory	17
2000-01	Sonja Mallory	41
2001-02	Sonja Mallory	58
2002-03	Sonja Mallory	57
2003-04	Kasha Terry	70
2004-05	Kasha Terry	30
2005-06	Kasha Terry	55
2006-07	Tiffany Blackmon	17
2007-08	Alex Montgomery	25
2008-09	Sasha Goodlett	30
2009-10	Sasha Goodlett	23
2010-11	Sasha Goodlett	26



Year		G	FG-	FGA	Pct.	3P-	3PA	Pct.	FT-	FTA	Pct.	Reb.	Avg.	PF-	DQ	A	TO	Blk	S	Pts.	Avg.
1976-77	Tech Opp.	27 27	719- 522-	1972 1823	.365 .286	-- --	--- ---	---	187- 165-	463 373	.404 .442	1803 1198	66.8 44.4							1625 1209	60.2 44.7
1977-78	Tech Opp.	27 27	902- 658-	2230 1935	.404 .340	-- --	--- ---	---	316- 319-	514 583	.615 .547	1475 1262	54.6 46.7							2120 1641	79.6 60.8
1978-79	Tech Opp.	26 26	813- 683-	2186 1883	.372 .363	-- --	--- ---	---	314- 304-	518 516	.606 .589	1308 1009	50.3 38.8							1941 1666	74.7 64.1
1979-80	Tech Opp.	25 25	678- 852-	1722 1870	.394 .456	-- --	--- ---	---	339- 366-	543 613	.624 .597	988 1221	39.5 48.8	532- 513-	na na	343 320	651 596	48 42	290 387	1695 2070	67.8 82.8
1980-81	Tech Opp.	27 27	702- 808-	1740 1919	.403 .421	-- --	--- ---	---	403- 390-	596 610	.676 .639	1081 1304	40.0 48.3	560- 569-	13 12	324 308	604 554	52 51	243 265	1839 2006	68.1 74.3
1981-82	Tech Opp.	25 25	577- 705-	1439 1575	.401 .448	-- --	--- ---	---	325- 261-	479 415	.679 .629	904 1016	36.2 40.6	458- 484-	11 15	260 360	581 524	37 70	245 248	1479 1671	59.2 66.8
1982-83	Tech Opp.	28 28	671- 870-	1612 1969	.416 .442	-- --	--- ---	---	466- 279-	715 431	.652 .647	1092 1195	39.0 42.7	474- 627-	7 31	297 324	597 497	51 83	234 264	1808 2019	64.6 72.1
1983-84	Tech Opp.	28 28	758- 802-	1846 1827	.411 .439	-- --	--- ---	---	357- 397-	577 570	.619 .697	1166 1160	41.6 41.4	573- 581-	18 19	380 349	585 543	46 109	252 250	1873 2001	66.9 71.5
1984-85	Tech Opp.	27 27	733- 794-	1648 1839	.444 .432	-- --	--- ---	---	419- 363-	602 549	.696 .661	1114 1098	41.3 40.6	540- 532-	18 15	396 401	630 520	98 73	209 334	1885 1951	69.8 72.3
1985-86	Tech Opp.	27 27	806- 860-	1757 1869	.459 .460	-- --	--- ---	---	364- 388-	549 577	.682 .672	1094 1104	40.5 40.8	518- 502-	21 14	471 423	548 490	86 87	239 279	1976 2108	73.2 78.1
1986-87	Tech Opp.	27 27	814- 774-	1867 1783	.436 .434	4- 2-	17 4	.235 .500	381- 405-	570 650	.668 .623	1227 1141	45.4 42.3	582- 536-	25 15	427 439	544 531	124 79	237 276	2013 1955	74.6 72.4
1987-88	Tech Opp.	27 27	825- 864-	1828 1950	.451 .443	106- 62-	289 153	.367 .405	341- 358-	590 444	.696 .658	1099 1206	40.7 44.7	492- 480-	14 7	467 475	492 453	115 55	209 236	2097 2148	77.7 79.6
1988-89	Tech Opp.	28 28	797- 866-	1837 2018	.434 .429	109- 68-	286 252	.381 .316	422- 421-	598 633	.706 .665	1125 1304	40.2 46.6	529- 549-	16 15	453 494	524 487	80 64	241 300	2125 2221	75.9 79.3
1989-90	Tech Opp.	30 30	854- 853-	1973 1889	.433 .452	109- 82-	307 216	.355 .380	452- 479-	620 710	.729 .675	1142 1257	38.1 41.9	589- 522-	23 9	521 521	478 559	69 67	299 231	2269 2267	75.6 75.6
1990-91	Tech Opp.	28 28	893- 811-	1896 1862	.471 .436	102- 82-	282 269	.362 .305	471- 448-	672 690	.701 .649	1178 1168	42.1 41.7	588- 549-	23 13	529 459	552 576	80 55	341 282	2359 2152	84.3 76.9
1991-92	Tech Opp.	33 33	964- 854-	2120 2062	.455 .414	97- 97-	283 295	.343 .329	526- 492-	725 731	.726 .673	1339 1289	40.6 39.1	641- 595-	21 7	514 477	604 640	109 58	348 287	2551 2297	77.3 69.6
1992-93	Tech Opp.	27 27	828- 752-	1885 1704	.439 .441	76- 122-	225 357	.338 .342	393- 403-	563 588	.698 .685	1182 1042	43.8 38.6	520- 499-	17 17	461 435	521 537	89 65	309 251	2125 2029	78.7 75.1
1993-94	Tech Opp.	27 27	684- 669-	1789 1584	.382 .422	41- 98-	181 310	.227 .316	330- 403-	527 602	.626 .669	1172 1105	43.4 40.9	537- 506-	12 13	354 409	535 567	95 73	335 278	1739 1839	64.4 68.1
1994-95	Tech Opp.	30 30	858- 797-	1953 1970	.439 .405	115- 120-	383 379	.300 .317	385- 367-	584 536	.659 .685	1260 1239	42.0 41.3	519- 503-	9 9	519 467	534 563	88 64	272 243	2216 2081	73.9 69.4
1995-96	Tech Opp.	27 27	756- 688-	1730 1605	.437 .429	43- 110-	166 335	.259 .328	406- 289-	591 446	.687 .648	1081 1053	40.0 39.0	445- 500-	11 140	378 392	515 631	90 89	309 198	1961 1775	72.6 65.7
1996-97	Tech Opp.	27 27	709- 694-	1618 1590	.438 .436	119- 141-	330 415	.361 .340	370- 275-	544 401	.680 .686	1014 976	37.6 36.1	400- 474-	8 7	398 377	464 523	64 64	246 215	1907 1804	70.6 66.8
1997-98	Tech Opp.	28 28	636- 782-	1646 1803	.386 .434	104- 128-	341 406	.305 .315	404- 355-	617 548	.655 .648	1135 1110	40.5 39.6	490- 517-	14 14	327 421	585 460	80 68	186 297	1780 2047	63.6 73.1
1998-99	Tech Opp.	27 27	732- 735-	1675 1764	.437 .417	125- 131-	339 420	.369 .312	446- 363-	666 535	.670 .679	1110 1073	41.1 39.7	468- 554-	11 20	366 440	528 504	57 79	246 274	2035 1964	75.4 72.7
1999-00	Tech Opp.	31 31	796- 802-	1931 1879	.412 .427	131- 164-	399 499	.328 .329	443- 366-	697 543	.636 .674	1253 1156	40.4 37.3	553- 593-	5 5	459 474	571 594	50 98	335 276	2166 2134	69.9 68.8
2000-01	Tech Opp.	29 29	793- 757-	1867 1752	.425 .432	64- 217-	217 422	.295 .353	466- 416-	679 630	.686 .660	1193 1055	41.1 36.4	591- 593-	21 21	402 436	524 535	77 106	271 212	2116 2079	73.0 71.7
2001-02	Tech Opp.	29 29	788- 672-	1794 1700	.439 .395	68- 144-	249 455	.273 .316	407- 367-	628 552	.648 .665	1245 963	42.9 33.2	513- 518-	21 21	458 394	519 513	91 84	237 233	2051 1855	70.7 64.0
2002-03	Tech Opp.	31 31	782- 720-	1940 1813	.403 .397	103- 153-	326 416	.316 .368	450- 351-	685 551	.657 .637	1329 1094	42.9 35.5	518- 559-	8 7	395 449	483 513	123 101	248 205	2117 1944	68.3 62.7
2003-04	Tech Opp.	29 29	676- 651-	1689 1625	.400 .401	111- 151-	373 435	.298 .347	370- 401-	558 593	.663 .676	1134 1031	39.1 35.6	539- 474-	18 7	362 387	474 450	111 86	191 179	1833 1854	63.2 63.9
2004-05	Tech Opp.	27 27	556- 566-	1541 1483	.361 .382	103- 126-	366 430	.281 .293	356- 308-	499 436	.713 .706	1062 937	39.3 34.7	435- 442-	10 6	248 328	442 428	102 106	212 190	1571 1566	58.2 58.0
2005-06	Tech Opp.	29 29	675- 590-	1721 1591	.392 .371	116- 136-	366 451	.317 .302	405- 430-	588 624	.689 .689	1208 1005	41.7 34.7	566- 513-	18 12	291 354	548 545	110 95	290 233	1871 1746	64.5 60.2
2006-07	Tech Opp.	33 33	802- 704-	2011 1716	.399 .410	157- 136-	472 469	.333 .290	421- 408-	573 590	.735 .692	1260 1107	38.2 33.5	589- 526-	11 11	406 445	553 688	104 133	382 234	2182 1952	66.1 59.2
2007-08	Tech Opp.	32 32	812- 703-	1960 1688	.414 .416	160- 135-	503 458	.318 .295	467- 381-	687 551	.680 .691	1181 1119	36.9 35.0	585- 579-	10 10	396 426	594 794	91 103	456 263	2251 1922	70.3 60.1
2008-09	Tech Opp.	32 32	779- 661-	1892 1668	.412 .396	125- 106-	417 395	.300 .268	469- 407-	673 590	.697 .690	1238 1092	38.7 34.1	609- 577-	8 8	400 389	663 783	99 123	434 284	2152 1835	67.2 57.3
2009-10	Tech Opp.	33 33	782- 695-	1930 1797	.405 .387	89- 144-	345 507	.258 .284	519- 374-	730 584	.711 .640	1355 1104	41.1 33.5	571- 609-	10 10	487 412	622 662	79 119	351 279	2172 1908	65.8 57.8
2010-11	Tech Opp.	35 35	873- 731-	2064 1853	.423 .394	152- 154-	468 508	.325 .303	416- 372-	638 565	.652 .658	1369 1139	39.1 32.5	603- 558-	11 11	510 426	671 764	95 146	406 290	2314 1988	66.1 56.8



Kisha Ford
109 Games • 17.9 ppg
1994-97 • 1,955 points (1st)



Karen Lounsbury
119 Games • 14.6 ppg
1989-92 • 1,743 points (2nd)



Dolores Bootz
91 Games • 18.9 ppg
1985-88 • 1,723 points (3rd)



Carla Munnion
112 Games • 14.9 ppg
1995-98 • 1,671 points (4th)



Chioma Nnamaka
120 Games • 13.3 ppg
2005-08 • 1,593 points (5th)



Alex Montgomery
124 Games • 12.6 ppg
2008-11 • 1,565 points (6th)



Joyce Pierce
83 Games • 18.8 ppg
1991-93 • 1,557 points (7th)



Janie Mitchell
117 Games • 12.2 ppg
2005-08 • 1,422 points (8th)



Kate Brandt
107 Games • 13.3 ppg
1981-84 • 1,422 points (9th)



Fallon Stokes
117 Games • 11.6 ppg
2001-04 • 1,363 points (10th)



Stephanie Higgs
114 Games • 11.5 ppg
2004-07 • 1,315 points (11th)



LeeAnn Woodhull
96 Games • 13.6 ppg
1980-83 • 1,302 points (12th)



Devony Caldwell
118 Games • 10.7 ppg
1990-93 • 1,265 points (13th)



Sonja Mallory
114 Games • 11.0 ppg
2000-03 • 1,254 points (14th)



Ida Neal
109 Games • 11.3 ppg
1986-89 • 1,235 points (15th)



Marielle Walker
100 Games • 12.3 ppg
1985-88 • 1,230 points (16th)



Milli Martinez
116 Games • 10.0 ppg
1999-02 • 1,158 points (17th)



Aimee Weiss
114 Games • 9.6 ppg
1990-93 • 1,089 points (T-18th)



Tory Ehle
109 Games • 10.0 ppg
1984-87 • 1,089 points (T-18th)



Bonnie Tate
75 Games • 14.5 ppg
1977-79 • 1,088 points (20th)



Kenya Williams
104 Games • 10.3 ppg
1996-99 • 1,076 points (21st)



Niesha Butler
65 Games • 16.3 ppg
1999-02 • 1,059 points (22nd)



Cindy Cochran
106 Games • 9.8 ppg
1982-85 • 1,042 points (23rd)



Brigitte Ardossi
130 Games • 7.7 ppg
2007-10 • 1,001 points (24th)



NCAA Tournament

The Yellow Jackets made their first appearance in the NCAA Tournament in 1992-93 with a 16-10 record and an 8-8 ACC mark. Tech didn't return to the NCAA Tournament for 10 years, making its next trip in 2003, but the Jackets have participated in every Big Dance since 2007.

1993: Mideast Region

First Round

Evanston, Ill.

M. 17.....at Northwestern.....L.....62-90

2003: East Region

First Round

West Lafayette, Ind.

#10 Seed

M. 22.....vs. #7 Virginia Tech.....L.....59-61

2007: Dallas Region

First & Second Rounds

Minneapolis, Minn.

#7 Seed

M. 17.....vs. #10 DePaul.....W.....55-54

M. 19.....vs. #2 Purdue.....L.....63-76

2008: Greensboro Region

First Round

Des Moines, Iowa

#10 Seed

M. 22.....vs. #7 Iowa State.....L.....55-58

2009: Oklahoma City Region

First & Second Rounds

Iowa City, Iowa

#9 Seed

M. 22.....vs. #8 Iowa.....W.....76-62

M. 24.....vs. #1 Oklahoma.....L.....50-69

2010: Kansas City Region

First Round

Norman, Okla.

#6 Seed

M. 21.....vs. #11 Arkansas Little Rock.....L.....53-63

2011: Dayton Region

First Round

Columbus, Ohio

#5 Seed

M. 19.....vs. #12 Bowling Green.....W.....69-58

M. 21.....at #4 Ohio State.....L.....60-67

Georgia Tech All-Time NCAA Record: 3-7

In First Round: 3-4

In Second Round: 0-3

At Neutral Site: 2-5

At Opponent Site: 1-2

Head Coach MaChelle Joseph:

Overall: 3-5

In First Round: 3-2

In Second Round: 0-3

Georgia Tech Vs The Conferences:

Big 12: 0-2

BIG EAST: 1-1

Big Ten: 1-3

Mid-American: 1-0

Sun Belt: 0-1

National Women's Invitation Tournament

In the first postseason appearance in school history, Georgia Tech's women's basketball team captured the 1992 National Women's Invitational Tournament in Amarillo, Texas. En route to the title, the Jackets defeated Wisconsin-Green Bay, 78-77, in the first round, Nebraska, 73-68, in the semifinals, and Hawaii, 90-72, in the championship game. The 1992 NWIT not only marked Tech's first postseason appearance, but it also marked the first NWIT title for an ACC school.

1992: Cal Farley Coliseum; Amarillo, Texas

M. 26 Wisconsin-Green Bay W 78-77

M. 27 Nebraska W 73-68

M. 28 Hawaii W 90-72

2000: Multiple Sites

M. 16 Southern Mississippi(1) W 76-71 (ot)

M. 18 at Chattanooga(2) W 81-74

M. 21 at Arkansas(3) L 67-78

2001: Humphrey Coliseum; Starkville, Miss.

M. 15 Mississippi State L 73-77

2002: Alexander Memorial Coliseum; Atlanta, Ga.

M. 13 Miami L 64-73

(1): Alexander Memorial Coliseum, Atlanta, Ga.;

(2): McKenzie Arena, Chattanooga, Tenn.;

(3): Arkansas Arena, Fayetteville, Ark.

Four Tournaments: Won 5 Lost 3

1992 NWIT Champions

Other Postseason Tournaments

1975.....GAIW State Tournament

.....vs. Fort Valley.....L.....39-76

.....vs. Tift.....L.....54-65

1976.....GAIW State Tournament

.....vs. Berry.....L.....41-109

.....vs. North Georgia.....L.....35-69

1977.....GAIW State Tournament

.....vs. Morris Brown.....W.....75-27

.....vs. Spelman.....W.....55-43

1978.....GAIW State Tournament

.....vs. West Georgia.....L.....79-94

1979.....GAIW State Tournament

.....vs. Berry.....L.....68-92

1980.....GAIW State Tournament

F. 21.....at Georgia Southern.....L.....51-87

1981.....GAIW State Tournament

F. 26.....vs. Georgia.....L.....70-89

Seven Tournaments: Won 2 Lost 8

Yellow Jackets In The WNBA Draft

Kisha Ford	1997	Fourth Round	New York Liberty
Sonja Mallory	2003	Second Round	New York Liberty
Kasha Terry	2006	Second Round	Indiana Fever
Chioma Nnamaka	2008	Second Round	San Antonio Silver Stars
Brigitte Ardossi	2010	Second Round	Atlanta Dreams
Alex Montgomery	2011	First Round	New York Liberty

Yellow Jackets In The Pros

Player	Organization	Years
Brigitte Ardossi	Atlanta Dream (WNBA)	2010
	COB Calais, France	2010-11
	Cote d'Opale Basket Calais, France	2010
	Canberra TransAct Capitals, Australia	2011
Dolores Bootz	Galatasaray, Istanbul, Turkey	1988-89
	Megafesa, Lugo, Spain	1990-91
	Caja Segovia, Segovia, Spain	1991-93
Kisha Ford	New York Liberty (WNBA)	1997-98
	Orlando Miracle (WNBA)	1999
	Miami Sol (WNBA)	2000-01
Stephanie Higgs	Greece	2007
Jill Ingram	Sweden	2008
Joannah Kauffman	Turkey	1999
Milli Martinez	Puerto Rico	2002-04
Sonja Mallory	Phoenix Mercury (WNBA)	2003
	Lithuania, Hungary	2003
Daphne Mitchell	Finland	2009-10
Janie Mitchell	Bulgaria	2008
Alex Montgomery	New York Liberty (WNBA)	2011
Chioma Nnamaka	Atlanta Dream (WNBA)	2008
	Union Hainaut, France	2009
	TEO Vilnius, Lithuania	2010
Jasmina Pacariz	Sweden	2008
Alex Stewart	Iceland	2004
Kasha Terry	Indiana Fever (WNBA)	2006-08
	Atlanta Dream (WNBA)	2008
Marielle Walker	Switzerland	1988-89
Aimee Weiss	Denmark	1996-2003



Kisha Ford became the first Yellow Jacket drafted when she was chosen by the New York Liberty in the fourth round of the initial WNBA Draft in 1997.



Alex Montgomery was the highest drafted ACC player in the 2011 WNBA Draft and became the first Yellow Jacket drafted in the first round.



All-America

Associated Press All-America

Kisha Ford 1997 Honorable Mention

Kodak All-America

Joyce Pierce 1993 Honorable Mention
Kisha Ford 1997 Honorable Mention
Sonja Mallory 2003 Honorable Mention

Freshman All-America

Kisha Ford 1994 Basketball Times
Niesha Butler 1999 Women's Basketball Journal
..... Women's Basketball News Service
Tyaunna Marshall 2011 Full Court Press (Third Team)

CoSIDA/Verizon Academic All-America

Tory Ehle 1987 Honorable Mention
Karen Lounsbury 1990
Karen Lounsbury 1991

McDonald's High School All-America

Kasha Terry 2002

Parade High School All-America

Jackie Farmer 1987
Aisha Howard 1996
Iasia Hemingway 2007
Alex Montgomery 2007

Street & Smith's High School All-America

Janie Mitchell 2002 Honorable Mention
Nia Josiah 2003 Honorable Mention
Jill Ingram 2003 Honorable Mention
Daphne Mitchell 2003 Honorable Mention
Janie Mitchell 2003 Honorable Mention
Nia Josiah 2004 Honorable Mention
April Phillips 2004 Honorable Mention
Tiffany Blackmon 2005 Honorable Mention
Angel Buie 2005 Honorable Mention
Nia Josiah 2005 Honorable Mention
Iasia Hemingway 2007 Honorable Mention
Alex Montgomery 2007 Honorable Mention

WBCA High School All-America

Kasha Terry 2002
Jillian Ingram 2004 Honorable Mention
Iasia Hemingway 2007

All Star Girls Report High School All-America

Jillian Ingram 2004 Fourth Team
Daphne Mitchell 2004 Fourth Team
Janie Mitchell 2004 Fifth Team

Scholarship Recipients

Georgia Tech Bobby Dodd Scholarship

Karen Lounsbury 1990-91
Angie Fischer 1992-93
Regina Tate 1998-99
Deja Foster 2009-10

Georgia Tech Homer Rice Scholarship

Danielle Donehew 1997-98

ACC Weaver-James-Corrigan Postgraduate Scholarship

Danielle Donehew 2001
Regina Tate 2002

Marie James Scholarship Award

(ACC's Top Female Scholar-Athlete)
Marlene Mainland 1988

Charles T. Stoner Law Scholarship

Jacqua Williams 2009
Deja Foster 2011

USA Basketball

USA Basketball U.S. Olympic Team Trials Invitee

Joyce Pierce 1992

USA Basketball Select Team

Joyce Pierce 1992 Jones Cup
..... Gold Medal (Taipai, Taiwan)
Kisha Ford 1995 Jones Cup
..... Bronze Medal (Taipai, Taiwan)

USA Basketball U.S. Junior National Team

Dolores Bootz 1986
Joyce Pierce 1990

USA Basketball U.S. Olympic Festival

Dolores Bootz 1986 South Team
..... Gold Medal (Houston, Texas)
Joannah Kauffman 1995 South Team
..... (Colorado Springs, Colo.)
Joyce Pierce 1990 South Team
..... (Minneapolis, Minn.)
Bronda Davis 1991 South Team
..... Gold Medal (Los Angeles, Calif.)
Kisha Ford 1994 East Team
..... Bronze Medal, All-Tournament
April Phillips 2004 West Team
..... (Colorado Springs, Colo.)
Jasmine Duffey 2005 Blue Team
..... (Colorado Springs, Colo.)

**All-ACC**

Dolores Bootz	1986	Second Team
Dolores Bootz	1987	Second Team
Dolores Bootz	1988	Second Team
Marielle Walker	1988	Second Team
Ida Neal	1989	First Team
Karen Lounsbury	1990	Second Team
Joyce Pierce	1991	Second Team
Joyce Pierce	1992	Second Team
Joyce Pierce	1993	Second Team
Kisha Ford	1995	Second Team
Kisha Ford	1996	Second Team
Kisha Ford	1997	First Team
Carla Munnion	1998	Second Team
Niesha Butler	1999	Second Team
Niesha Butler	2001	Third Team
Sonja Mallory	2002	Second Team
Milli Martinez	2002	Second Team
Regina Tate	2002	Third Team
Sonja Mallory	2003	First Team
Alex Stewart	2003	Third Team
Fallon Stokes	2003	Third Team
Alex Stewart	2004	Honorable Mention
Fallon Stokes	2004	Second Team
Stephanie Higgs	2005	Honorable Mention
Stephanie Higgs	2007	Third Team
Janie Mitchell	2007	Honorable Mention
Janie Mitchell	2008	Third Team
Chioma Nnamaka	2008	Honorable Mention
Alex Montgomery	2009	Third Team
Brigitte Ardossi	2010	Second Team
Alex Montgomery	2010	Third Team
Alex Montgomery	2011	Second Team
Tyaunna Marshall	2011	Third Team

ACC All-Freshman Team

Kathy Dortch	1993
Kisha Ford	1994
Carla Munnion	1994
Niesha Butler	1999
Chioma Nnamaka	2005
Alex Montgomery	2008
Tyaunna Marshall	2011

ACC Rookie of the Year

Niesha Butler	1999
---------------	------

ACC All-Defensive Team

Milli Martinez	2002
Sonja Mallory	2003
Jacqua Williams	2008, '09
Alex Montgomery	2011

ACC Sixth Player of the Year

Alex Montgomery	2010
-----------------	------

ACC All-Academic Team

Danielle Donehew	1998, '00
Regina Tate	1999, '01
Kenya Williams	1999
Jessica Williams	2005
Alex Montgomery	2008
Deja Foster	2010

ACC All-Tournament Team

Devony Caldwell	1992
Joyce Pierce	1992
Kisha Ford (2nd Team)	1994
Carla Munnion (2nd Team)	1998
Milli Martinez (2nd Team)	2000
Fallon Stokes (2nd Team)	2003
Stephanie Higgs (2nd Team)	2006
Alex Montgomery (2nd Team)	2010
Tyaunna Marshall (2nd Team)	2011

ACC Legend

Ida Neal Smith	2005
Kisha Ford	2006
Dolores Bootz	2007
Bonnie Tate	2008
Karen Lounsbury	2009
Joyce Pierce	2010
Tory Ehle-Rule	2011

ACC Player of the Week

Dolores Bootz	Jan. 5, 1986
Marielle Walker	Dec. 1, 1986; Dec. 14, 1987
Karen Lounsbury	Dec. 19, 1988
Ida Neal	Jan. 23, 1989
Sheila Wagner	Jan. 31, 1990
Kisha Ford	Dec. 20, 1993; Feb. 14, 1994; Feb. 17, 1997
Carla Munnion	Dec. 4, 1995; Dec. 18, 1995
Kenya Williams	Nov. 23, 1998
Niesha Butler	Jan. 8, 2001
Regina Tate	Nov. 26, 2001
Sonja Mallory	Jan. 21, 2002
Fallon Stokes	Nov. 24, 2003 (co-player); Dec. 8, 2003
Stephanie Higgs	Dec. 27, 2004; Feb. 5, 2007
Janie Mitchell	Dec. 10, 2007; Dec. 17, 2007
Chioma Nnamaka	Feb. 4, 2008
Brigitte Ardossi	Feb. 1, 2010
Alex Montgomery	Dec. 6, 2010; Dec. 27, 2010 (co-player)

ACC Rookie of the Week

Stacey Buchannon	Dec. 20, 1993
Kisha Ford	Jan. 10, 1994
Danielle Donehew	Feb. 17, 1997
Betsy Foy	Dec. 8, 1997
Niesha Butler	Nov. 23, 1998 (co-Rookie)
	Nov. 30, 1998, Dec. 7, 1998, Dec. 21, 1998,
	Jan. 4, 1999, Jan. 25, 1999, Feb. 1, 1999
Megan Harpring	Feb. 24, 2003
Chioma Nnamaka	Dec. 27, 2004
Alex Montgomery	Dec. 26, 2007; Jan. 21, 2008
Iasia Hemingway	Jan. 28, 2008
Mo Bennett	Nov. 17, 2008
Sasha Goodlett	Feb. 9, 2009
Sharena Taylor	Dec. 14, 2009
Tyaunna Marshall	Nov. 15, 2010 (co-rookie)
	Nov. 22, 2010, Dec. 6, 2010, Jan. 3, 2010, Jan. 10, 2010

Georgia Commission on Women Collegiate Sportswoman of the Year

Regina Tate	2001-02
-------------	---------

Georgia Hall of Fame Coach of the Year

Agnus Berenato	1991-92
----------------	---------

Atlanta Tipoff Club Georgia Coach of the Year

Agnus Berenato	1991-92; 2002-03
MaChelle Joseph	2006-07

Atlanta Tipoff Club State of Georgia College Player of the Year

Kisha Ford	1993-94
Niesha Butler	1998-99
Sonja Mallory	2002-03
Janie Mitchell	2007-08
Brigitte Ardossi	2009-10
Alex Montgomery	2010-11

Atlanta Women in Sports Athlete of the Month

Kisha Ford	March, 1994
------------	-------------

Atlanta Tipoff Club Georgia Player of the Month

Marielle Walker	January, 1988
Ida Neal	January, 1989
Karen Lounsbury	January, 1990

CoSIDA/Verizon Academic All-District

Danielle Donehew	1999	Second Team
	2000	First Team
Regina Tate	2002	Second Team

Boy Scouts of America Peach of an Athlete

Angie Fischer	1993	Honoree
Kisha Ford	1995	Honoree
Danielle Donehew	2000	Honoree




Kate Brandt

Played: 1981-84
Inducted: 1989



Tory Ehle

Played: 1984-87
Inducted: 1990



Bonnie Tate

Played: 1977-79
Inducted: 1991



Jamie Posey

Played: 1978-81
Inducted: 1992



Lee Ann Woodhull

Played: 1980-83
Inducted: 1993



Dolores Bootz

Played: 1985-88
Inducted: 1994



Ida Neal

Played: 1986-89
Inducted: 1995



Marielle Walker

Played: 1985-88
Inducted: 1996



Bernadette McGlade

Coached: 1982-88
Inducted: 1998



Karen Lounsbury

Played: 1989-92
Inducted: 2006



Kisha Ford

Played: 1994-97
Inducted: 2008



Year	Coach	Overall	ACC/Finish*	ACC Tourn.	Home	Away	Neutral	Postseason
1974-75	Jim Culpepper	6-16						
1975-76	Jim Culpepper	2-24						
1976-77	Jim Culpepper	19-8						
1977-78	Jim Culpepper	23-4						
1978-79	Jim Culpepper	18-8						
1979-80	Jim Culpepper	2-23	1-7/t7th	0-1	1-9	0-12	1-2	
Culpepper Totals (6 years)		70-83 (.458)	1-7 (.125)	0-1 (.000)	1-9 (.100)	0-12 (.000)	1-2 (.333)	
1980-81	Benny Dees	8-19	1-6/7th	0-1	3-10	3-8	2-1	
Dees Totals (1 year)		8-19 (.296)	1-6 (.143)	0-1 (.000)	3-10 (.231)	3-8 (.273)	2-1 (.667)	
1981-82	Bernadette McGlade	9-16	2-9/7th	0-1	7-8	2-7	0-1	
1982-83	Bernadette McGlade	10-19	2-11/7th	0-1	5-7	1-9	3-3	
1983-84	Bernadette McGlade	9-19	1-13/8th	0-1	6-7	2-10	1-2	
1984-85	Bernadette McGlade	11-16	0-14/8th	0-1	8-8	2-9	1-1	
1985-86	Bernadette McGlade	10-17	1-13/8th	0-1	8-8	2-8	0-1	
1986-87	Bernadette McGlade	14-13	5-9/6th	0-1	8-5	4-7	2-1	
1987-88	Bernadette McGlade	11-16	3-11/7th	0-1	6-7	4-8	1-1	
McGlade Totals (7 years)		74-116 (.389)	14-80 (.149)	0-7 (.000)	48-50 (.490)	17-58 (.227)	8-10 (.444)	
1988-89	Agnus Berenato	14-14	5-9/6th	0-1	9-6	2-6	3-2	
1989-90	Agnus Berenato	13-17	4-10/t6th	0-1	6-5	3-10	4-2	
1990-91	Agnus Berenato	15-13	3-11/7th	0-1	8-5	4-6	3-2	
1991-92	Agnus Berenato	20-13	6-10/7th	2-1	6-5	6-7	8-1	3-0 (NWIT Champs)
1992-93	Agnus Berenato	16-11	8-8/t4th	0-1	10-3	5-6	1-2	0-1 (NCAA 1st Rd.)
1993-94	Agnus Berenato	12-15	5-11/7th	0-1	7-6	5-8	0-1	
1994-95	Agnus Berenato	14-16	5-11/6th	0-1	8-6	5-8	1-2	
1995-96	Agnus Berenato	14-13	5-11/8th	0-1	10-4	2-8	2-1	
1996-97	Agnus Berenato	15-12	7-9/7th	0-1	10-4	5-7	0-1	
1997-98	Agnus Berenato	11-17	3-13/8th	1-1	6-8	4-8	1-1	
1998-99	Agnus Berenato	13-14	6-10/6th	0-1	9-6	4-6	0-2	
1999-00	Agnus Berenato	17-14	7-9/6th	1-1	9-6	7-6	1-2	2-1 (WNIT 3rd Rd.)
2000-01	Agnus Berenato	14-15	5-11/8th	0-1	9-6	5-7	0-2	0-1 (WNIT 1st Rd.)
2001-02	Agnus Berenato	15-14	7-9/t-5th	0-1	8-6	6-5	1-3	0-1 (WNIT 1st Rd.)
2002-03	Agnus Berenato	20-11	8-8/t-4th	1-1	14-3	4-6	2-2	0-1 (NCAA 1st Rd.)
Berenato Totals (15 years)		223-209 (.516)	84-150 (.359)	5-15 (.250)	129-79 (.620)	67-104 (.392)	27-26 (.509)	5-5 (.500)
2003-04	MaChelle Joseph	14-15	5-11/8th	0-1	8-4	4-8	2-3	
2004-05	MaChelle Joseph	13-14	4-10/8th	0-1	10-6	3-6	0-2	
2005-06	MaChelle Joseph	14-15	2-12/11th	1-1	11-5	2-8	1-2	
2006-07	MaChelle Joseph	21-12	9-5/6th	1-1	13-3	6-6	2-3	1-1 (NCAA 2nd Rd.)
2007-08	MaChelle Joseph	22-10	7-7/5th	1-1	14-2	7-6	1-2	0-1 (NCAA 1st Rd.)
2008-09	MaChelle Joseph	22-10	8-6/5th	0-1	13-2	5-5	4-3	1-1 (NCAA 2nd Rd.)
2009-10	MaChelle Joseph	23-10	8-6/4th	1-1	12-2	8-6	3-2	0-1 (NCAA 1st Rd.)
2010-11	MaChelle Joseph	24-11	9-5/t4th	2-1	14-3	6-4	4-4	1-1 (NCAA 2nd Rd.)
Joseph Totals (8 years)		153-97 (.612)	52-62 (.456)	6-8 (.429)	95-27 (.779)	41-49 (.456)	17-21 (.447)	3-5 (.375)
1975-2011 Team Totals		528-524 (.502)	152-305 (.333)	11-32 (.256)	276-175 (.612)	128-231 (.357)	55-60 (.478)	8-10 (.444)

*ACC Regular Season Only

Georgia Tech Record

Overall 528-524 / .502 (37 years)
 Division I..... 437-454 / .490 (31 years)
 Division III..... 68-60 / .531 (5 years)
 ACC..... 152-305 / .333 (31 years)

First Wins

Win	Date	Opponent	Score
ACC	11/25/79	Wake Forest	94-67
ACC Road	1/31/82	Wake Forest	64-53
ACC Tourney	3/7/92	Maryland	68-67
Postseason	3/28/92	Wis.-Green Bay (NWIT)	78-77
NCAA Tourney	3/17/07	DePaul	55-54

Milestone Wins

Win	Date	Opponent	Score
1	1974-75	Gordon	51-33
50	1977-78	Tift	85-69
100	12/17/83	Georgia State	80-43
150	2/10/88	Auburn-Montgomery	89-72
200	12/11/91	Florida State	70-68
250	1/5/95	Maryland	82-59
300	11/28/98	Weber State	81-46
350	1/17/02	North Carolina	81-62
400	1/23/05	Miami	62-46
450	1/2/08	Jackson State	79-42
500	2/5/10	Maryland	61-60

A		Gortnar, Tjasa	2012-	Munnion, Carla	1995-98*	Wilson, Yvonne	1993-94*
Adams, LaQuananisha		Goodlett, Sasha	2009-*	Muir, Kelly	1997-99*	Winn, Mallorie	2003-04*
Alligood, Donna	1981-82*	Graves, Diane	1981*			Woodhull, LeeAnn	1980-83*
Ancora, Giuliett	2005-06*	Guerrant, Ashley	2003-05*	N		Woolcock, Shaday	2008-09*
Ardossi, Brigitte	2007-10*			Neal, Ida	1986-89*	All-Time Head Coaches	
Avant, Val	1988*	H		Ngoie-Hasahya, Sandra	2011*	Agnus Berenato	1988-2003
Aves, Lindsey	1999-00*	Hamilton-Carter, Danielle	2010-*	Nnamaka, Chioma	2005-08*	James P. Culpepper, Jr.	1974-80
		Harpring, Megan	2003-06*	Novotny, Shelli	1996-98*	Benny Dees	1980-81
B		Harrison, Nicole	1992*	O		MaChelle Joseph	2004-Present
Baldwin, Selena	1990-93*	Hartwell, Sarah	2012-	O'Dell, Margaret	1975	Bernadette McGlade	1981-88
Bärilin, Nina	2000-03*	Heitmann, Deni	1975-76			All-Time Assistant Coaches	
Bennett, Mo	2009-*	Hemingway, Iasia	2008-09*	P		(since 1981)	
Bivins, Shayla	2010-*	Hendershott, Jennifer	1978-81*	Pacariz, Jasmina	2001-04*	Agnus Berenato	1986-88
Blackmon, Tiffany	2007-10*	Higgs, Stephanie	2004-07*	Pardee, Janine	1976	Octavia Blue	2010-Present
Blain, Jasmine	2010-*	Horton, Amy	2008	Phillips, April	2006*	Shelia Collins	1989-94
Boatner, Tamika	2000-02*	Howard, Aisha	1998*	Phillips, Cheytoria	2003-06*	Candy Cage	1997-01
Brandt, Kate	1981-84*			Pierce, Joyce	1991-93*	Kisha Ford	2002
Blalock, Tina	1981-83*	I		Portwood, Tina	1977*	Kim Gosnell	1993-95
Bootz, Dolores	1985-88*	Ingram, Jill	2005-08*	Potter, Tara	1989-90*	Russell Harrell	1988-89
Buchannon, Stacey	1994-95*	Isom, Megan	2002-04*			Gene Hill	2009-11
Buie, Angel	2007	J		Q		Monique Holland	1997-01
Butler, Niesha	1999-2002*	Jacobs, DeWayna	1989*	Quarterman, Valeria	1998*	Mary Ann Ingram	1982-84
C		James, Janice	1984-85*			Sadiaa Jones	2006
Caldwell, Devony	1990-93*	Jicka, Mary Lou	1981-84*	R		MaChelle Joseph	2002-03
Carter, Michele	1984*	Johnson, April	2003-04*	Rainwater, Karen	1978-81*	Lara Kauffman	1994-96
Chandler, Jan	1977*	Jones, Angela	1985*	Ray, Ellen	1975	Brenda Mock Kirkpatrick	2003-04
Chaney, Valerie	1998*	Jones, Harriett	1977*	Reinhardt, Robin	1975-78*	Seth Kushkin	2006-07
Chavis, Alesia	1979*	Josiah, Nia	2006-07	Regins, Chelsea	2009-*	Jim Lewis	2011
Cochran, Cindy	1982-85*	K		Rodd, Tonia	1986-89*	Mack McCarthy	2005
Coil, Susie	2002	Kauffman, Joannah	1995-98*	Rucker, Mary	1980-82, 1984*	Stephanie McCormick	2004
Collier, Joya	1996*	Kauffman, Lara	1989-93*	Ryan, Melinda	1978-80*	Sytia Messer	2005-09
Corbitt, Leslie	1975	Keener, Demietta	1992-95*	S		Faye Young Miller	1988-93
Crawford, Kim	1983-86*	Kruppa, Jaime	1998-01*	Samborsky, Sukie	1978*	Mark Miller	1998-01
D		L		Sampson, Kristy	1977*	Janie Mitchell	2012-
Davis, Bronda	1990-91*	Lamprey, Ruth	1986-87*	Sauer, Lauren	2005-06*	Teri Moren	2008-10
Davis, Carmen	1990-91-92*	Langston, Lynn	1993*	Seger, Kathy	1978-79*	Joyce Patterson	1984-85
Davis, Emily	1985-86*	Laudenslager, Rochelle	1980-83)*	Shanklin, Kathy	1978*	Art Prevost	2004-05
Delp, Mary Denise	1982*	Leachman, Jennifer	1983-85*	Siebenmorgan, Vicki	1977-79*	Sam Purcell	2011-
Donehew, Danielle	1997-2000*	Lineberger, Debbie	1979-80*	Smith, Carol	1980*	Debbie Richardson	1981-86,
Dortch, Kathy	1993-97*	Lingenfelder, Amy	2000*	Smith, Dawn	1994-95-97*		1994-98
Duggins, Anna Maria	1993-94*	Longo, Jane	1977-78*	Stewart, Alex	2000-04*	Mark Simons	2007-08
E		Lopez, Teresa	1979-81*	Stokes, Fallon	2001-04*	Lisa Stockton	1990-94
Ebert, Ashley	1999-2002*	Lounsbury, Karen	1989-92*			Karen Turner	1985-88
Echols, Allison	1989-92*	Lovett, Lisa	1977-80*	T		Jeffrey Williams	2002-03
Ehle, Tory	1984-87*	M		Tate, Bonnie	1977-79*	All-Time Graduate Assistant	
F		Mainland, Marlene	1985-88*	Tate, Regina	1998-02*	Coaches	
Fails, Candi	1999*	Mallory, Sonja	2000-03*	Taylor, Sharena	2010-*	Mary Denkler	1984-85
Farmer, Jackie	1987*	Malone, Anita	1982-84, 1986*	Taylor, Tabasha	2002	Danielle Donehew	2000-01
Finney, Christie	1992-95*	Marshall, Tyaunna	2011-*	Terry, Kasha	2003-06*	Ashley Ebert	2003-04
Fischer, Angie	1990-93*	Marrell, Penny	1976	Thigpen, Carolyn	1975	Julie Ehlers	1991-92
Fisher, Sara	1988*	Martin, Tiffany	1994-97*	Trice, Simone	2008-09*	Ann Lashley	1989-90
Fogdemark, Frida	2011-*	Martinez, Milli	1999-2002*	Turner, Tabitha	2006-09*	Jamie Posey	1981-84
Follrod, Debbie	1975	Matlock, Shea	1996-98*	W		*Denotes Letterwinner	
Ford, Kisha	1994-97*	Maye, Dawnn	2011-*	Wagner, Sheila	1987-90*	Bold denotes Active	
Foster, Becky	1989*	McKenzie, Paula	1975	Walker, Marielle	1985-88*		
Foster, Foga	2008-11*	McCallum, Candice	1998-2000*	Walker, Nefertiti	2002*		
Frick, Marguerite	1975-76	McClure, Terri	1975-77*	Wallace, Sydney	2012-		
Foy, Betsy	1998*	Miller, Julie	1975	Walthour, Metra	2009-*		
Fulton, Tammy	1979*	Miller, Mandy	1987-88*	Weinert, Kirsten	1983-86*		
G		Mitchell, Daphne	2005-08*	Weiss, Aimee	1990-93*		
Gabbard, Becky	1976	Mitchell, Janie	2005-08*	Wells, Kim	1985-87*		
Gaspar, Sarah	1994-97*	Monroe, Maya	2002-04*	White, Heather	1989-91*		
Gernatt, Theresa	1988-91*	Montgomery, Alex	2008-11*	Wilkinson, Renee	1993-96*		
Giambruno, Mary	1980-82*	Moon, Hea Ju	1987-88*	Williams, Jacqua	2006-09*		
Gilreath, Jane	1981*	Morelock, Janice	1977*	Williams, Jessica	2003-06*		
Gilstrap, Stacy	1977*	Morris, Wendy	1979*	Williams, Kenya	1996-99*		
		Moss, Shantrell	2005*	Wilson, Kentrina	2004-07*		



Jim Culpepper
Record: 70-83 (.458)
1975-80 (6 years)

1974-75**Record: 6-16****Coach: Jim Culpepper**

Shorter	L	25-94
Augusta College	L	14-67
DeKalb Central	L	25-83
Berry	L	31-105
Gordon	W	51-33
DeKalb South	W	56-48
Shorter	L	35-80
Savannah	L	31-90
Georgia	L	35-96
Gordon	W	47-36
Emory (Oxford)	W	52-28
Tift College	L	45-82
Augusta College	L	26-49
DeKalb Central	L	49-94
Florida State	L	22-58
Tift College	L	33-51
Shorter	L	20-72
Georgia Baptist	L	38-50
DeKalb South	W	56-45
Tift College	W	67-53
vs. Fort Valley State(1) n	L	39-76
vs. Tift College (1) n	L	54-65

1975-76**Record: 2-24****Coach: Jim Culpepper**

Augusta College	L	20-80
Savannah	L	18-141
Atlanta Christian	W	55-23
Georgia State	L	30-80
Auburn	L	28-89
Georgia	L	22-77
West Georgia	L	35-97
Berry	L	13-107
Shorter	L	31-81
Albany State	L	33-93
Tift College	L	50-67
Auburn	L	28-78
Albany State	L	22-105
Tennessee Temple	L	35-55
North Georgia	L	21-70
Tift College	L	57-68
Shorter	L	39-83
North Georgia	L	25-78
Tennessee Temple	L	43-68
West Georgia	L	38-83
Georgia State	L	40-101
Augusta College	L	28-71
Atlanta Christian	W	90-14
Georgia	L	35-60
vs. Berry (1) n	L	41-109
vs. North Georgia (1) n	L	35-69

1976-77**Record: 19-8****Coach: Jim Culpepper**

Piedmont	L	38-61
Maryville	W	50-28
Spelman	W	52-32
Covenant	W	62-26
Georgia Baptist	W	68-47
Rollins	W	69-52
St. Leo's	W	69-29
Covenant	W	59-37
Tennessee Temple	W	55-53
Piedmont	L	40-46
Bryan	W	51-39
Spelman	W	82-47
Augusta College	L	47-48
Tift College	L	64-72
Armstrong State	W	57-54
Tenn. Wesleyan	L	50-74
Spelman	W	46-33
Atlanta Christian	W	93-52
Tift College	L	70-72
Georgia Baptist	W	63-40
Bryan	W	57-46
Georgia Baptist	W	60-46
Tenn. Wesleyan	L	43-53
Tennessee Temple	L	51-58
Atlanta Christian	W	99-34
vs. Morris Brown (1) n	W	75-27
vs. Spelman (1) n	W	55-43

1977-78**Record: 23-4****Coach: Jim Culpepper**

Tennessee Temple	W	67-49
Bryan	W	55-29
Covenant	W	85-52
Georgia Baptist	W	100-38
Maryville	W	97-51
Armstrong State	W	90-36
Tennessee Temple	W	83-54
Converse	W	83-62
Piedmont	W	81-66
Armstrong State	W	90-73
Augusta College	L	65-84
Georgia College	L	79-86
Bryan	W	81-44
Tift College	W	72-58
Spelman	W	64-62
UNC-Asheville	W	70-66
Furman	L	77-79
Augusta College	W	78-62
Converse	W	86-67
Convenant	W	69-50
Piedmont	W	89-71
Tulane	W	68-53
Spelman	W	84-63
Georgia Baptist	W	88-43
Georgia College	W	83-70
Tift College	W	85-69
West Georgia (1)	L	79-94

1978-79**Record: 18-8****Coach: Jim Culpepper**

Captain: Bonnie Tate		
N18 Georgia College	h	W 85-49
N25 at Vanderbilt (OT)	a	W 69-67
N27 Covenant	h	W 90-60
D1 at UNC-Asheville	a	W 73-60
D2 at Mars Hill	a	L 53-81
D9 at Georgia College	a	W 86-50
J5 at Augusta	a	L 54-58
J6 at Armstrong State	a	W 80-71
J8 at Tenn. Temple	a	W 78-34
J12 at Furman	a	W 88-68
J13 at Duke	a	L 55-70
J15 Tennessee Temple	h	W 100-47
J18 Erkskine	h	L 54-74
J20 UNC-Asheville (3OT)	h	L 95-102
J22 at Tift College	a	W 70-68
J25 Piedmont	h	W 78-49
J27 Armstrong State	h	L 51-61
J29 Ga. Southwestern	h	W 67-42
F1 Morris Brown	h	W 74-55
F3 at Piedmont	a	W 69-68
F5 Tift College	h	W 79-62
F8 Augusta	h	L 72-73
F12 at Covenant	a	W 92-65
F16 at Ga. Southwestern	a	W 90-68
F19 Vanderbilt	h	W 71-63
vs. Berry (1)	n	L 68-92

1979-80**Record: 2-23, 1-8 ACC (T7th)****Coach: Jim Culpepper**

First Season as Member of ACC

N14 at Ga. Southern	a	L 56-62
N17 at Vanderbilt	a	L 61-67
N20 Georgia State	h	L 62-85
N24 Virginia (2)	a	L 44-85
N25 vs. Wake Forest (2)	n	W 94-67
N27 at #11 Maryland	a	L 78-94
N30 at Georgia	a	L 78-97
D10 at Valdosta State	a	L 84-113
J3 Albany State	h	L 74-75
J5 Georgia Southern	h	L 77-81
J7 at #19 Mercer	a	L 59-85
J9 North Carolina	h	L 61-93
J12 at #8 N.C. State	a	L 38-97
J14 Furman	h	W 98-50
J16 Georgia	h	L 77-78
J18 Valdosta State	h	L 65-82
J21 Duke	h	L 71-72
J26 at Albany St. (OT)	a	L 84-89
J28 Vanderbilt	h	L 67-77
J31 at #16 Clemson	a	L 67-103
F2 at Wake Forest	a	L 71-80
F5 at Georgia State	a	L 57-75
F8 vs. #9 N.C. State (3)	n	L 48-99
F11 Mercer	h	L 73-87
F21 vs. Ga. Southern (1)	n	L 51-87

Benny Dees
Record: 8-19 (.296)
1981 (1 year)

1980-81

Record: 8-19, 1-6 ACC (7th)

Coach: Benny Dees

Captain: Karen Rainwater

N18	Maryland	h	L	64-82
N20	Florida State	h	W	97-84
N21	vs. Tift College (at GSU)	n	W	87-78
N28	Georgia	h	L	51-91
D15	at Miami	a	L	80-86
D16	at Fla. International	a	W	79-43
J3	#9 N.C. State	h	L	55-74
J5	at Georgia State	a	L	52-73
J7	Clemson	h	L	53-75
J10	Tulane	h	W	72-58
J12	at Georgia	a	L	53-79
J14	at Albany State	a	L	73-85
J17	#18 Virginia	h	L	42-66
J21	Georgia State	h	L	70-76
J24	at North Carolina	a	L	75-82
J26	at Valdosta State	a	L	61-68
J28	Albany State	h	W	74-69
J31	at Georgia Southern	a	L	60-87
F4	Mercer	h	L	70-75
F6	at Duke	a	L	51-74
F10	Wake Forest	h	W	78-62
F12	vs. #16 Virginia (4)	n	L	49-61
F16	at Furman	a	W	83-54
F19	at Mercer	a	W	79-77
F21	Valdosta State	h	L	68-99
F24	Georgia Southern	h	L	64-80
F26	vs. Georgia (1)	n	L	70-89

Bernadette McGlade
Record: 74-116 (.389)
1982-88 (7 years)

1981-82

Record: 9-16, 2-9 ACC (7th)

Coach: Bernadette McGlade

Captain: LeeAnn Woodhull

N14	Shorter	h	W	69-63
N19	Ga. Southwestern	h	W	78-56
N24	Berry	h	L	61-82
N27	at Duke	a	L	50-62
N28	at North Carolina	a	L	58-81
D1	Covenant	h	W	75-36
D4	at #16 Georgia	a	L	43-86
D14	at Clemson	a	L	50-72
J4	#7 NC State	h	L	62-76

J9	Vanderbilt	h	L	74-80
J11	West Georgia	h	W	57-55
J16	at Virginia	a	L	45-75
J19	Georgia State	h	W	57-51
J23	North Carolina	h	L	64-68
J24	East Carolina	h	L	46-80
J28	Miss. Univ for Women	h	W	75-59
J30	at #5 NC State	a	L	48-75
J31	at Wake Forest	a	W	64-53
F3	Mercer	h	L	47-69
F6	Duke	h	W	64-61
F8	#15 Georgia	h	L	52-69
F15	Virginia	h	L	51-56
F17	at #9 Maryland	a	L	64-77
F20	at Georgia State	a	W	71-67
F26	vs. Clemson (3)	n	L	54-62

1982-83

Record: 10-19, 2-11 ACC (7th)

Coach: Bernadette McGlade

Captains: LeeAnn Woodhull, Rochelle Laudenslager

N21	at Virginia	a	L	59-80
N23	Alabama	h	L	56-63
N26	at Kennesaw St.	a	W	68-55
N29	Covenant (Forfeit)		W	2-0
D2	Ga. Southwestern	h	W	74-60
D4	at #12 Georgia	a	L	56-90
D15	at #3 Maryland	a	L	54-88
D18	vs. Villanova (6)	n	L	59-68
D19	vs. Pennsylvania (6)	n	W	67-59
J3	Duke	h	L	43-55
J6	North Carolina	h	L	58-99
J8	#19 NC State	h	L	61-83
J10	#3 Maryland	h	L	57-69
J13	North Georgia	h	W	88-51
J19	Georgia State	h	L	69-73
J24	at #20 NC State	a	L	61-77
J27	Clemson	h	L	67-79
J29	at North Carolina	a	L	58-96
J31	at Duke	a	L	40-80
F5	at Clemson	a	L	66-84
F7	at Georgia State	a	L	64-69
F12	at Mercer	a	L	67-71
F14	Virginia	h	W	55-54
F17	Stetson	h	W	70-53
F23	Wake Forest	h	W	93-72
F25	Drake (7)	n	L	63-83
F26	vs. South Florida (7)	n	W	82-65
F27	vs. Pennsylvania (7)	n	W	75-58
M4	vs. North Carolina (3)	n	L	80-85

1983-84

Record: 9-19, 1-13 ACC (8th)

Coach: Bernadette McGlade

Captains: Mary Lou Jicka, Mary Rucker, Kate Brandt

N25	vs. Miss Univ for Women (9)	n	W	76-61
N26	Stetson (9)	h	W	96-73
N30	at Alabama	a	L	49-79
D2	#3 Georgia (38)	n	L	52-89
D14	at #9 Maryland	a	L	59-80
D16	vs. West Va. (OT) (10)	n	L	78-86
D17	vs. Georgia State (10)	n	W	80-43
D18	at South Florida (10)	a	W	68-56

D21	at Stetson	a	W	69-62
J4	#12 NC State	h	L	52-65
J7	Duke	h	L	72-74
J11	at #17 Clemson	a	L	70-82
J16	#17 Maryland	h	L	48-67
J18	Queens College	h	W	84-56
J23	#16 Virginia	h	L	65-75
J25	#17 Clemson	h	L	72-79
J28	at North Carolina	a	L	73-81
J31	Georgia State	h	W	83-70
F4	at Wake Forest	a	L	70-79
F5	at E. Carolina (OT)	a	L	56-61
F9	at Georgia State	a	L	56-59
F11	at Duke	a	L	61-69
F13	at NC State	a	L	63-78
F18	at #11 Virginia	a	L	50-89
F20	#18 North Carolina	h	L	75-95
F23	South Florida	h	W	61-46
F25	Wake Forest	h	W	77-74
M2	vs. #15 Virginia (11)	n	L	58-75

1984-85

Record: 11-16, 0-14 ACC (8th)

Coach: Bernadette McGlade

Captains: Cindy Cochran

N21	Colorado	h	W	76-56
N27	Presbyterian	h	W	86-70
N29	#1 Georgia	h	L	69-100
D1	Converse	h	W	116-31
D12	at Maryland	a	L	52-68
D28	vs. Fordham (12)	n	W	77-56
D29	vs. Wagner (12)	n	W	81-70
J3	N.C. State	h	L	70-87
J5	at Wake Forest	a	L	49-54
J7	Arizona	h	W	65-59
J9	Clemson (OT)	h	L	81-84
J12	Duke	h	L	58-65
J14	Maryland	h	L	67-69
J19	North Carolina	h	L	68-88
J21	#17 Virginia	h	L	47-71
J25	at Duke	a	L	67-75
J27	at North Carolina	a	L	50-81
J30	West Georgia	h	W	69-67
F3	at #20/#22 NC State	a	L	73-83
F7	at Ga. State (OT)	a	W	69-68
F9	Wake Forest	h	L	55-77
F11	at Clemson	a	L	75-95
F13	Georgia Southern	h	W	75-57
F16	at #17/#17 Virginia	a	L	67-97
F22	Western Carolina (9)	h	W	83-61
F23	Georgia State (9)	h	W	80-75
M1	vs. #14/#14 NC State (11)	n	L	60-87

1985-86

Record: 10-17, 1-13 ACC (8th)

Coach: Bernadette McGlade

Captains: Tory Ehle, Kirsten Weinert

N22	at Richmond	a	W	77-59
N24	at #18/#16 Virginia	h	L	52-86
N29	South Florida (9)	h	W	95-69
N30	Chattanooga (9)	h	L	69-76
D2	Presbyterian	h	W	124-56
D4	at #2/#2 Georgia	a	L	58-93



D16	Clemson	h	L	80-90
D21	at Maryland	a	L	65-80
D31	Furman	h	W	85-81
J2	#18/#18 NC State	h	L	69-77
J4	Marshall	h	W	83-81
J11	Duke	h	L	69-78
J13	Maryland	h	W	73-66
J18	at Clemson	a	L	73-84
J22	Columbia	h	W	87-69
J25	at #18/NR Duke	a	L	61-77
J27	at #16/#16 N. Carolina	a	L	65-88
F1	Wake Forest	h	L	60-73
F5	at Chattanooga	a	W	82-77
F7	at NC State	a	L	57-92
F9	at Wake Forest	a	L	62-75
F13	Georgia Southern	h	W	79-71
F15	#5/#5 Virginia	h	L	64-82
F20	Ala. Birmingham	h	W	67-66
F22	#17/#18 N. Carolina	h	L	81-92 (OT)
F24	Georgia State	h	L	75-80
M1	vs. #3/#3 Virginia (11)	n	L	64-90

1986-87**Record: 14-13, 5-9 ACC (6th)****Coach: Bernadette McGlade**

Captains: Tory Ehle, Marielle Walker

N28	UC-Santa Barbara (13)	h	W	84-48
N29	Seton Hall (13)	h	W	72-65
D2	Chattanooga	h	W	69-60
D5	vs. Florida (14)	n	W	82-72
D6	vs. UAB (14)	n	W	77-65
D15	vs. Utah State (15)	n	W	106-40
D16	vs. Pepperdine (15)	n	W	79-77
D30	Auburn-Montgomery	h	W	74-58
J2	NR/#22 N. Carolina	h	L	75-80
J6	#20/#19 Maryland (OT)	h	W	81-80
J10	at #13/#13 NC State	a	L	63-74
J12	at Wake Forest	a	W	95-82
J15	at Ga. Southern	a	L	65-75
J17	#4/#4 Virginia	h	L	66-76
J22	at Clemson	a	W	81-78
J24	at North Carolina	a	L	81-86
J26	at Duke	a	L	66-85
J29	#10/#10 Georgia	h	L	57-72
F2	at #3/#3 Tennessee	a	L	74-100
F4	Western Carolina	h	W	85-47
F7	Duke	h	L	72-86
F11	at #8/#9 Virginia	a	L	56-78
F14	Wake Forest	h	W	72-70
F16	at Maryland	a	L	76-93
F21	#13/#15 NC State	h	L	69-78
F23	Clemson	h	W	82-66
F28	vs. North Carolina (11)	n	L	54-64

1987-88**Record: 11-16, 3-11 ACC (7th)****Coach: Bernadette McGlade**

Captains: Marielle Walker, Mandy Miller, Ida Neal

N27	UAB (13)	h	W	101-75
N28	Monmouth (13)	h	W	76-70
D2	at #11/#10 Georgia	a	L	71-92
D5	vs. VCU (16)	n	W	73-63
D6	vs. Fordham (16)	n	W	79-78

D14	Southern	h	L	66-69
D19	at Marist	a	W	66-45
D20	at Iona	a	W	108-88
J3	at #16/#15 Maryland	a	L	80-83
J9	NC State	h	W	94-74
J11	#4/#4 Tennessee	h	L	79-96
J15	at #11/#11 Duke	a	L	71-77 (OT)
J17	at North Carolina	a	L	74-82
J20	at #7/#7 Virginia	a	L	69-90
J23	#20/#23 Wake Forest	h	L	66-71
J27	at Clemson	a	L	72-94
J30	#17/#17 Duke	h	L	71-80
F3	Clemson	h	L	74-90
F5	at NC State	a	W	83-74
F7	at #16/#17 Wake Forest	a	L	79-87
F10	Auburn-Montgomery	h	W	89-72
F13	North Carolina	h	W	76-74
F16	#13/#13 Maryland	h	L	70-92
F22	Coastal Carolina	h	W	92-60
F25	#9/#10 Virginia	h	L	68-91
F28	at Chattanooga	a	L	76-79
M5	vs. #11/#12 Maryland (11)	n	L	74-102

Agnus Berenato
Record: 223-209 (.516)
1989-2003 (15 years)

1988-89**Record: 14-14, 5-9 ACC (6th)****Coach: Agnus Berenato**

Captains: Ida Neal, Tonia Rodd

N25	Winthrop (13)	h	W	83-61
N26	Richmond (2OT)(13)	h	W	84-80
N28	#3/#3 Georgia	h	L	58-73
D2	vs. Ga. Southern (17)	n	L	60-61
D3	vs. UNC Asheville (17)	n	W	78-63
D13	Appalachian State	h	L	59-83
D17	vs. Howard (18)	n	W	87-82
D18	vs. Maine (18)	n	W	82-62
J2	Chattanooga	h	W	74-71
J4	#5/#5 Maryland	h	L	60-85
J7	at #19/#19 NC State	a	L	70-100
J8	at Wake Forest	a	L	57-85
J14	North Carolina	h	W	87-81
J18	at Clemson	a	L	56-83
J21	#13/#16 Virginia	h	W	105-80
J25	Mercer	h	W	89-70
J28	at Duke (OT)	a	W	97-94
J29	at North Carolina	a	W	97-89
F1	Western Carolina	h	W	69-46
F4	at #15/#16 Virginia	a	L	74-91
F6	at #6/#4 Maryland	a	L	74-106
F11	Wake Forest	h	W	88-82
F13	Auburn-Montgomery	h	W	80-57
F15	at #3/#3 Tennessee	a	L	71-88
F18	#13/#13 NC State	h	L	79-87
F22	NR/#25 Clemson	h	L	62-89
F25	Duke	h	L	71-78
M4	vs. NR/#25 Clemson (11)	n	L	74-94

1989-90**Record: 13-17, 4-10 ACC (6th)****Coach: Agnus Berenato**

Captains: Theresa Gernatt, Sheila Wagner

N24	Tennessee State (19)	h	W	93-61
N25	Furman (19)	h	L	92-108
N29	at #4/#4 Georgia	a	L	70-85
D2	vs. Loyola Marymount (16)	n	W	81-53
D3	vs. Lafayette (16)	n	W	89-64
D13	at Mercer	a	W	87-52
D16	at Santa Clara	a	L	66-69
D18	at San Francisco	a	L	67-85
D19	at Pacific	a	L	68-88
D31	at Chattanooga	a	W	94-82
J2	#6/#8 NC State	h	W	79-78
J6	Wake Forest	h	L	52-70
J8	Auburn-Montgomery	h	W	89-63
J11	at North Carolina	a	W	90-73
J13	at Duke	a	L	68-72
J18	#15/#15 Maryland	h	W	70-68
J20	at #9/#9 Virginia	a	L	77-97
J24	at Clemson	a	L	69-77
J27	Duke	h	W	78-74
J30	at #23/#23 Maryland	a	L	52-83
F3	#12/#12 Virginia	h	L	65-94
F7	Mercer	h	W	83-66
F10	North Carolina	h	L	77-81
F12	NR/#25 Clemson	h	L	75-80
F16	at #9/#9 NC State	a	L	55-80
F18	at Wake Forest	a	L	59-73
F23	vs. Temple (7)	n	L	79-87
F24	vs. Southern Utah (7)	n	W	87-75
F25	vs. Boise State (7)	n	W	93-66
M3	vs. Virginia (11)	n	L	65-73

1990-91**Record: 15-13, 3-11 ACC (7th)****Coach: Agnus Berenato**

Captains: Theresa Gernatt, Karen Lounsbury

N23	UNC-Wilmington (20)	h	W	101-79
N24	E. Tenn. St. (20)	h	W	89-62
N30	vs. South Florida (21)	n	W	98-58
D1	Minnesota (21)	a	W	84-69
D5	at Rider	a	W	114-72
D8	vs. William & Mary (22)	n	W	78-60
D9	vs. Temple (22)	n	W	83-68
D20	vs. Campbell (23)	n	L	75-82
D21	at Furman (23)	a	W	89-85
D30	Winthrop	h	W	124-47
J2	Western Carolina	h	W	94-71
J4	at #2/#2 NC State	a	L	79-97
J6	at Wake Forest	a	L	72-85
J9	North Carolina	h	W	101-86
J13	Maryland	h	L	66-68
J16	Chattanooga	h	W	98-73
J19	#1/#1 Virginia	h	L	72-98
J23	#21/#20 Clemson	h	L	61-63
J26	Duke	h	L	79-93
F2	at #1/#1 Virginia	a	L	94-98
F4	at Maryland	a	L	79-93
F7	Wake Forest	h	W	74-67
F11	at #23/#20 Clemson	a	L	64-76
F16	#7/#8 NC State	h	L	74-98



F19	Mercer	h	W	85-61
F22	at North Carolina	a	W	83-63
F24	at Duke	a	L	76-89
M2	vs. Maryland (11)	n	L	73-91

1991-92

NWIT CHAMPIONS

Record: 20-13, 6-10 ACC (7th)

Coach: Agnus Berenato

Captains: Allison Echols, Sheila Wagner

N22	vs. Alcorn State (14)	n	W	98-69
N23	vs. UAB (14)	n	L	72-91
N29	Rider (20)	h	W	115-64
N30	Chattanooga (20)	h	W	114-57
D5	at Army	a	W	71-55
D7	at Marist	a	W	93-63
D11	at Florida State	a	W	70-68
D28	Boston College (24)	n	W	97-61
D29	vs. Santa Clara (24)	n	W	64-61
D30	at Miami (Fla.) (24)	n	L	63-78
J3	at Duke	a	L	76-80
J5	at North Carolina	a	L	69-83
J8	Wake Forest	h	W	74-56
J11	Florida State	h	L	66-77
J15	Coppin State	h	W	100-42
J17	#16/#15 NC State	h	W	83-72
J22	#15/#15 Clemson	h	L	69-73
J25	at #2/#2 Virginia	a	L	74-79
J27	at #1/#1 Maryland	a	L	54-75
F4	at #15/#15 Clemson	a	W	59-57
F8	#2/#2 Virginia	h	L	62-86
F14	at Appalachian St.	a	W	95-73
F17	#4/#1 Maryland	h	L	63-71
F21	at Wake Forest	a	W	83-66
F23	at N.C. State	a	L	70-86
F29	#25/NR N. Carolina	h	L	70-73
M2	Duke	h	W	75-53
M7	vs. #4/#5 Maryland(25)	n	W	68-67
M8	vs. #20/#20 Clemson(25)	n	W	74-73
M9	vs. #1/#1 Virginia (25)	n	L	69-70
M26	vs. Wisc.-Green Bay (26)	n	W	78-77
M27	vs. Nebraska (26)	n	W	73-68
M28	vs. Hawaii (26)	n	W	90-72

1992-93

NCAA PARTICIPANT

Record: 16-11, 8-8 ACC (T4th)

Coach: Agnus Berenato

Captains: Lara Kauffman, Joyce Pierce

D4	Hofstra (20)	h	W	111-62
D5	Mercer (20)	h	W	82-59
D13	at Minnesota	a	W	82-62
D16	Clemson (38)	h	W	86-68
D18	Appalachian St.	h	W	110-72
D29	Alabama (OT)(27)	n	L	101-103
D30	Fordham (27)	n	W	69-68
J5	#15/#14 N. Carolina	h	W	73-63
J8	at NC State	a	W	86-79
J10	at Wake Forest	a	L	70-85
J14	#3/#3 Maryland	h	L	66-77
J18	Florida State	h	L	71-79
J23	#10/#10 Virginia	h	L	81-107
J26	at #21/#18 Clemson	a	L	80-85

J29	at Duke (OT)	a	W	86-80
J31	at #16/#16 N. Carolina	a	L	68-72 (OT)
F3	East Tenn. State	h	W	88-55
F5	at #11/#11 Virginia	a	L	53-88
F7	at #7/#9 Maryland	a	L	70-75
F12	at Florida State	a	W	61-46
F16	Furman	h	W	86-72
F19	NC State	h	W	92-89 (2OT)
F21	Wake Forest	h	W	85-72
F24	at Chattanooga (OT)	a	W	68-67
F26	Duke	h	W	72-67
M6	vs. NR/#24 Clemson(25)	n	L	66-87
M17	at Northwestern (28)	a	L	62-90

1993-94

Record: 12-15, 5-11 ACC (7th)

Coach: Agnus Berenato

Captains: Renee Wilkinson, Demieta Keener

D1	Minnesota	h	L	73-77 (OT)
D4	Stetson (20)	h	W	75-56
D5	St. Joseph's (20)	h	W	51-50
D14	at Georgia State (29)	a	W	82-58
D15	#25/#21 Georgia (29)	h	L	52-67
D18	at Florida State	a	W	65-62
D29	at Rider	a	L	66-69
J2	at #20/#20 Maryland	a	L	62-69
J5	Chattanooga	h	W	71-70
J7	NC State	h	W	75-60
J9	Wake Forest	h	W	70-60
J14	at Duke	a	L	59-77
J16	at #4/#4 N. Carolina	a	L	51-87
J19	at Furman	a	W	79-63
J22	at #12/#11 Virginia	a	L	75-88
J26	at Clemson	a	L	52-77
J30	Maryland	h	L	46-67
F1	Florida State	h	W	63-51
F6	#10/#11 Virginia	h	L	54-82
F9	at East Tenn. State	a	W	88-73
F12	#3/#3 N. Carolina	h	L	79-89
F14	at Mercer	a	W	62-57
F18	at NC State	a	L	53-71
F20	at Wake Forest	a	L	69-70
F25	Clemson	h	L	51-55
F27	Duke	h	W	61-56
M5	vs. #5/#6 N. Carolina (25)	n	L	55-78

1994-95

Record: 14-16, 5-11 ACC (6th)

Coach: Agnus Berenato

Captains: Demieta Keener, Christie Finney

N28	Furman	h	W	78-60
D2	Butler (20)	h	L	66-67
D3	Cornell (20)	h	W	90-66
D10	Lafayette	h	W	95-38
D12	Ga. Southern (30)	h	W	79-66
D13	#14/#14 Georgia (30)	h	L	81-113
D15	at Chattanooga	a	W	74-71
D19	vs. UCLA (7)	n	L	69-81
D20	at Alaska-Anch. (7)	a	L	85-87
D21	vs. Army (7)	n	W	85-51
D30	at Fairfield	a	W	111-66
J5	Maryland	h	W	82-59
J7	at #4/#4 N. Carolina	a	L	62-74

J12	Wake Forest	h	W	83-77
J15	NC State	h	L	67-81
J18	#25/NR Duke	h	L	71-80
J21	#12/#14 at Virginia	a	L	53-73
J23	Florida State	h	L	58-60
J26	at Clemson	a	L	56-68
J30	at Florida State	a	W	68-57
F5	at Maryland	a	W	67-59
F8	#11/#11 N. Carolina	h	L	62-84
F11	at Wake Forest	a	L	61-66
F13	Georgia State	h	W	107-62
F16	at NC State	a	L	64-80
F18	at #22/#25 Duke	a	L	68-77
F20	#6/#7 Virginia	h	L	53-61
F22	at Mercer	a	W	82-49
F25	Clemson	h	W	68-60
M3	vs. NC State (25)	n	L	70-88

1995-96

Record: 14-13, 5-11 ACC (8th)

Coach: Agnus Berenato

Captains: Kisha Ford, Shea Matlock

N14	Md.-Eastern Shore (20)	h	W	93-43
N25	Illinois (20)	h	W	70-60
D2	vs. New Hampshire (29)	n	W	90-72
D3	at Manhattan (29)	n	W	90-61
D13	Chattanooga	h	W	81-62
D28	Western Carolina (31)	h	W	88-48
D29	Seton Hall (31)	h	W	82-67
J1	Appalachian St.	h	W	95-68
J2	at Maryland	a	L	60-61
J6	North Carolina	h	L	74-78
J10	at Wake Forest	a	L	67-81
J15	at #11/#13 NC State	a	L	63-68
J17	at #13/#16 Duke	a	L	66-78
J20	#7/#7 Virginia	h	L	58-79
J22	Florida State	h	W	97-65
J25	#18/#19 Clemson	h	W	55-38
J29	at Georgia State	a	W	76-60
J31	at Florida State (3OT)	a	L	85-90
F3	Maryland	h	W	59-30
F7	at North Carolina	a	L	72-88
F11	Wake Forest	h	W	75-65
F14	NC State	h	L	64-73
F17	Duke	h	L	55-70
F20	at Virginia	a	L	62-80
F25	at #17 Clemson	a	W	72-62
F27	at Mercer	a	L	61-64
F29	vs. Florida State (25)	n	L	51-64

1996-97

Record: 15-12, 7-9 ACC (7th)

Coach: Agnus Berenato

Captains: Kisha Ford, Tiffany Martin

N25	Mercer	h	W	98-79
N28	Drexel (20)	h	W	84-65
N29	#9/#12 Notre Dame (20)	h	L	69-76
D3	at Appalachian St. (OT)	a	W	88-80
D12	at #17/#16 Duke	a	L	65-74
D21	at St. Mary's	a	L	59-66
D22	at San Jose State	a	W	68-53
D29	William & Mary (31)	h	W	78-53
D30	Manhattan (31)	h	W	105-63



J2	Maryland	h	W	44-40
J5	#7/#7 NC State	h	W	73-72
J8	at Chattanooga	a	W	72-56
J11	at #16/#15 N. Carolina	a	L	53-80
J13	#12/#11 Clemson	h	L	59-67
J16	at #8/#8 Virginia	a	L	53-74
J19	at Wake Forest	a	W	80-65
J22	Florida State	h	W	75-51
J27	#22/#21 Duke	h	L	58-83
J30	#6/#8 N. Carolina	h	L	77-80
F4	Georgia State	h	W	76-56
F8	#19/#18 at Clemson	a	L	50-52
F10	at Florida State	a	W	68-60
F13	#9/#8 Virginia	h	W	72-60
F16	Wake Forest	h	W	83-67
F19	at Maryland	a	L	69-73
F23	at NC State	a	L	69-82
F28	vs. #13/#10 Virginia (32)	n	L	63-77

1997-98**Record: 11-17, 3-13 ACC (8th)****Coach: Agnus Berenato**

Captains: Joannah Kauffman, Shea Matlock

N15	at American	a	L	66-82
N18	at Georgia State	a	W	73-59
N22	at Maryland	a	L	42-74
N24	at Mercer (OT)	a	W	70-65
N28	Charleston So. (20)	h	W	87-64
N29	Boston College (20)	h	W	81-79
D1	Chattanooga	h	W	70-42
D3	Davidson	h	L	72-90
D6	#9/#10 Virginia	h	W	84-65
D29	St. Mary's (OT) (33)	h	W	69-60
D30	#20/#20 Auburn (33)	h	L	41-70
J2	#18/#14 NC State	h	L	63-75
J4	at #23/#22 Duke	a	L	56-87
J8	#8/#7 N. Carolina	h	L	48-69
J11	at Wake Forest	a	W	80-60
J18	Florida State	h	L	53-88
J22	at #19/#22 Clemson	a	L	56-79
J24	Belmont	h	W	76-64
J26	Maryland	h	L	57-68
J30	at #16/#13 Virginia	a	L	57-93
F1	at #7/#9 NC State	a	L	60-85
F5	#14/#16 Duke	h	L	55-58
F8	at #5/#5 N. Carolina	a	L	58-85
F13	Wake Forest	h	W	58-53
F19	at Florida State	a	L	56-77
F22	#19/#19 Clemson	h	L	58-89
F26	vs. Wake Forest (32)	n	W	78-67
F27	vs. #8/#10 Duke (32)	n	L	56-100

1998-99**Record: 13-14, 6-10 ACC (6th)****Coach: Agnus Berenato**

Captains: Kenya Williams, Kelly Muir

N15	American	h	L	67-87
N21	at Davidson	a	W	88-70
N24	Mercer	h	W	78-50
N27	Samford (34)	h	W	96-62
N28	Weber State (34)	h	W	81-46
D3	at #9/8 North Carolina	a	L	68-85
D5	at #17/14 NC State	a	W	74-73

D16	at Chattanooga	a	W	94-60
D19	Georgia State	h	L	56-66
D29	St. Francis, N.Y. (33)	h	W	90-45
D30	Lafayette (33)	h	W	100-52
J2	Florida State	h	W	92-70
J4	at Wake Forest	a	L	72-77
J7	at #13/17 Duke	a	L	46-113
J10	#12/10 Clemson	h	L	56-61
J14	at #22/23 Virginia	a	L	62-82
J18	#5/4 Georgia (35)	n	L	82-88
J21	Maryland	h	W	72-56
J24	#7/6 North Carolina	h	W	91-84
J28	NC State	h	L	73-93
J31	at Florida State	a	W	86-78
F3	Wake Forest	h	W	74-58
F7	#9/11 Duke	h	L	73-74
F11	at #19/19 Clemson	a	L	41-69
F18	#17/17 Virginia	h	L	73-86
F21	at Maryland	a	L	79-92
F27	vs. #13/14 N. Carolina (32)	n	L	71-87

1999-2000**WNIT QUARTERFINALIST****Record: 17-14, 7-9 ACC (6th)****Coach: Agnus Berenato**

Captains: Danielle Donehew, Niesha Butler

N23	at Georgia State	a	W	75-51
N26	Elon (34)	h	W	85-53
N27	Hofstra (34)	h	W	89-61
N30	#6/6 NC State	h	L	70-80
D4	Clemson	h	W	81-62
D7	Charleston So.	h	W	103-65
D9	#25 Mississippi St.	h	L	56-71
D19	at Monmouth	a	W	79-68
D21	at St. Francis, N.Y.	a	W	91-60
D29	W. Mich. (OT) (33)	h	W	95-89
D30	Pittsburgh (33)	h	L	69-75
J3	at Virginia	a	L	70-83
J6	at Wake Forest	a	W	73-62
J9	#14/10 Duke	h	L	45-64
J13	#15/12 No. Carolina	h	W	55-44
J16	at Florida State	a	L	64-93
J20	vs. #7/7 Georgia (35)	n	L	58-86
J23	at Maryland	a	W	73-67
J31	at Clemson	a	L	43-72
F3	at #24/23 Virginia	a	L	65-66
F6	Wake Forest	h	W	60-54
F11	at #14/12 Duke	a	L	51-83
F13	at North Carolina	a	L	62-85
F17	Florida State	h	L	74-77
F24	at #14/11 NC State	a	W	69-52
F27	Maryland	h	W	60-49
M4	vs. #15/14 NC State (36)	n	W	71-62
M5	vs. #12/10 Duke (36)	n	L	56-77
M16	So. Miss. (OT) (37)	h	W	76-71
M18	at Chattanooga (37)	a	W	81-74
M21	at Arkansas (37)	a	L	67-78

2000-01**WNIT FIRST ROUND****Record: 14-15, 5-11 ACC (8th)****Coach: Agnus Berenato**

Captains: Niesha Butler, Jaime Kruppa, Alex Stewart

N24	Cornell (34)	h	W	74-68
N25	Mt. St. Mary's (34)	h	W	102-90
N29	Georgia State	h	W	75-70
D3	at #16/16 Miss. St.	a	L	68-88
D6	at #21/19 NC State	a	L	63-77
D8	vs. #5/6 Georgia (35)	n	L	61-78
D17	Dartmouth	h	W	79-62
D19	at Wagner	a	W	73-50
D21	at Hofstra	a	W	77-74
D29	St. Francis (Pa.) (33)	h	W	94-51
D30	Fresno State (33)	h	W	87-56
J2	at North Carolina	a	W	82-75
J5	Florida State	h	L	65-66
J7	NR/#25 Virginia	h	W	70-65
J11	at #5/5 Duke	a	L	83-86
J18	#20/20 Clemson	h	L	64-72
J21	Maryland	h	L	62-66
J25	at Wake Forest	a	L	71-79
J30	Charleston So.	h	W	94-65
F1	North Carolina	h	L	63-85
F5	at Florida State	a	L	69-89
F8	at NR/#24 Virginia	a	W	87-70
F12	#4/4 Duke	h	L	54-74
F15	#21/20 NC State	h	L	68-74
F19	at NR/#22 Clemson	a	L	49-68
F22	at Maryland	a	W	66-62
F25	Wake Forest	h	W	79-63
M2	vs. North Carolina (36)	n	L	64-79
M15	at Mississippi St. (37)	a	L	73-77

2001-02**WNIT FIRST ROUND****Record: 15-14, 7-9 ACC (T5th)****Coach: Agnus Berenato**

Captains: Nina Bärlein, Milli Martinez, Regina Tate

N16	Kansas State	h	L	70-74
N18	at Long Island	a	W	80-49
N23	UNC Asheville (34)	h	W	88-56
N24	E. Washington (34)	h	W	91-36
D1	vs. Arkansas State (39)	n	W	77-52
D2	vs. Southern (39)	n	L	47-56
D5	Florida State	h	L	78-87
D8	at Fordham	a	W	51-49
D18	at Georgia State	a	W	71-68
D27	vs. #10/#8 Georgia (40)	n	L	52-69
D30	#6/#9 Duke	h	L	60-76
J4	at Wake Forest	a	W	65-56
J6	at NC State	a	L	63-75
J10	Virginia	h	W	92-61
J14	Maryland	h	W	61-58
J17	at #17/#17 N. Carolina	a	W	81-62
J20	at Florida State	a	W	73-56
J26	Clemson	h	W	83-78
J29	Charleston Southern	h	W	79-52
J31	at #5/#5 Duke	a	L	50-86
F3	Wake Forest	h	L	61-64
F7	NC State	h	W	69-57
F11	at Virginia	a	L	79-85



F14	at Maryland	a	L	70-81
F17	#20/#22 N. Carolina	h	L	62-71
F21	at Clemson	a	L	65-68
F23	Morris Brown	h	W	111-40
M2	vs. Virginia (36)	n	L	58-60
M13	vs. Miami (37)	h	L	64-73

2002-03

NCAA FIRST ROUND

Record: 20-11, 8-8 ACC (T4th)

Coach: Agnus Berenato

Captains: Nina Bärlin, Megan Isom, Sonja Mallory

N15	Charlotte	h	W	67-57
N17	at #5/#5 Kansas St.	a	L	59-83
N26	Long Island	h	W	82-47
N29	ETSU (34)	h	W	85-35
N30	Miami (Ohio) (34)	h	W	78-62
D5	Mercer	h	W	96-50
D15	at UCF	a	W	62-58
D18	Georgia State	h	W	65-46
D21	Fordham	h	W	69-53
D27	vs. #24/#22 Georgia (40)	n	W	65-61
D30	St. John's (33)	h	W	61-53
D31	East Carolina (33)	h	W	88-75
J2	#11/#12 North Carolina	h	L	67-72
J5	at Maryland	a	L	63-71
J13	#1/#1 Duke	h	L	59-79
J16	at Virginia	a	L	63-74
J20	at Florida State	a	L	47-66
J23	Clemson	h	W	89-78 (ot)
J26	NC State	h	W	64-54
J31	at Wake Forest	a	W	74-70
F2	at #7/#6 North Carolina	a	L	64-76
F7	Maryland	h	W	59-51
F13	at #2/#2 Duke	a	L	43-82
F16	Virginia	h	L	54-56
F19	Florida State	h	W	86-56
F23	at Clemson	a	W	78-63
F27	at NC State	a	W	78-60
M3	Wake Forest	h	W	77-60
M8	vs. Florida State (36)	n	W	64-59
M9	vs. #2/#2 Duke (36)	n	L	52-76
M22	vs. Virginia Tech (41)	n	L	59-61

MaChelle Joseph

Record: 153-97 (.612)

2003-Present (8 years)

2003-04

Record: 14-15, 5-11 ACC (8th)

Coach: MaChelle Joseph

Captains: Megan Isom, Jasmina Pacariz, Alex Stewart, Fallon Stokes

N21	at Florida Atlantic	a	W	73-62
N27	vs. James Madison (42)	n	W	60-53
N28	vs. West Virginia (42)	n	L	61-75
N29	vs. SW Missouri St. (42)	n	W	78-71
D2	Davidson	h	W	60-54
D6	at Georgia State	a	W	69-64

D14	Central Florida	h	W	70-48
D18	at Old Dominion	a	L	56-67
D21	at Princeton	a	W	67-66
D27	vs. #11/#12 Georgia (40)	n	L	62-78
D30	William & Mary(33)	h	W	67-57
D31	Florida A&M(33)	h	W	84-45
J2	Florida State	h	W	66-59
J8	#1/#2 Duke	h	L	45-77
J12	at Virginia	a	L	59-60
J15	at Maryland	a	L	87-91
J18	Clemson	h	L	61-75
J22	at #13/#11 North Carolina	a	L	56-63
J25	at Florida State	a	W	73-62
J29	Wake Forest	h	L	55-57
F1	at NC State	a	L	71-75
F7	at #2/#2 Duke	a	L	41-81
F12	Virginia	h	W	65-55
F15	Maryland	h	W	58-57
F19	at Clemson	a	L	47-59
F23	#11/#15 North Carolina	h	L	46-58
F26	NC State	h	W	76-61
F29	at Wake Forest	h	L	61-63
M5	vs. Wake Forest (36)	n	L	59-61

2004-05

Record: 13-14, 4-10 ACC (8th)

Coach: MaChelle Joseph

Captains: Megan Harpring, Kasha Terry, Jessica Williams

N19	Georgia State	h	W	72-30
N23	Old Dominion	h	W	71-64
N28	Princeton	h	W	60-50
D3	#6/#6 Georgia	h	W	55-49
D5	Grambling State	h	W	66-52
D12	at Tulsa	a	L	47-55
D17	at St. John's	a	L	65-69
D21	Samford	h	W	64-52
D30	Miss. Valley St. (33)	h	W	74-41
D31	Alcorn State(33)	h	W	62-43
J3	UAB	h	W	74-49
J6	at Florida State	a	W	59-58
J10	Virginia	h	L	38-61
J13	#15/#17 Maryland	h	L	65-72
J17	at #1/#1 Duke	a	L	59-82
J23	at Miami	a	W	62-46
J26	Clemson	h	W	53-48
J30	#12/#5 North Carolina	h	L	41-55
F3	at #20/#21 Maryland	a	L	67-84
F6	at Wake Forest	a	W	40-37
F10	#23/#24 NC State	h	L	59-83
F13	Arkansas(43)	n	L	59-71
F16	at Virginia Tech	a	L	48-73
F20	#3/#4 Duke	h	L	55-73
F24	at Clemson	a	L	49-58
F27	Florida State	h	L	49-51
M4	Miami(36)	n	L	58-60

2005-06

Record: 14-15, 2-12 ACC (11th)

Coach: MaChelle Joseph

Captains: Megan Harpring, Cheytoria Phillips, Kasha Terry, Jessica Williams

N18	at UAB	a	W	68-55
-----	--------	---	---	-------

N20	Arkansas-Pine Bluff	h	W	74-36
N23	College of Charleston	h	W	66-50
N27	Appalachian State	h	W	68-45
N30	at Georgia State	a	W	60-51
D4	at #17/#17 Georgia	a	L	66-72
D9	San Diego	h	W	56-51
D18	Tulsa	h	W	54-38
D20	Longwood	h	W	81-41
D22	Troy	h	W	69-43
D30	Alabama State(33)	h	W	76-46
D31	UMass(33)	h	W	57-43
J5	Miami	h	L	63-75
J8	at Clemson	a	L	63-72
J11	#2/#2 Duke	h	L	59-67
J15	vs. Kentucky(43)	n	L	62-66
J18	at #4/#3 N. Carolina	a	L	56-85
J22	Wake Forest	h	W	66-61
J26	at #6/#6 Maryland	a	L	71-79
J29	Clemson	h	W	83-64
F2	Florida State	h	L	54-59
F5	#1/#1 North Carolina	h	L	56-75
F9	at #21/#22 B. College	a	L	55-57
F12	at NC State	a	L	53-65
F19	Virginia Tech	h	L	54-70
F23	at Virginia	a	L	51-57
F26	at Miami	a	L	85-90, 2OT
M2	vs. Miami (36)	n	W	79-62
M3	vs. Maryland(36)	n	L	66-71

2006-07

NCAA SECOND ROUND

Record: 21-12, 9-5 ACC (6th)

Coach: MaChelle Joseph

Captains: Janie Mitchell, Chioma Nnamaka

N10	Mercer	h	W	87-48
N14	at Appalachian State	a	W	79-53
N16	Georgia State	h	W	83-41
N20	at Temple	a	L	62-76
N24	at San Diego	a	L	59-62
D3	#8/#8 Georgia	h	L	69-79
D6	Kennesaw State	h	W	81-43
D10	Jacksonville	h	W	79-57
D18	at Northwestern	a	W	82-68
D20	at College of Charleston	a	W	82-50
D29	Alcorn State(33)	h	W	76-54
D30	Mississippi State(33)	h	L	56-62
J2	#2/#2 North Carolina	h	L	57-69
J4	Winston-Salem State	h	W	73-43
J7	at Clemson	a	W	63-57
J10	at #3/#3 Duke	a	L	51-83
J15	Miami	h	W	52-37
J18	at North Carolina	a	L	31-78
J21	vs. #14/#11 Vanderbilt (43)	n	L	55-72
J25	Boston College	a	W	60-49
J28	at Wake Forest	a	W	58-45
F1	#4/#4 Maryland	h	W	77-72
F5	at Virginia Tech	a	L	68-73
F9	at Florida State	a	L	52-63
F11	NC State	h	W	69-62
F15	at Miami	a	W	66-45
F19	Clemson	h	W	62-59
F22	Virginia	h	W	73-49
F25	Longwood	h	W	75-46



M1	vs. Miami (36)	n	W	66-52
M2	vs. #6/#5 Maryland(36)	n	L	59-75
M17	vs. DePaul(44)	n	W	55-54
M19	vs. Purdue(44)	n	L	63-76

2007-08**NCAA FIRST ROUND****Record: 22-10, 7-7 ACC (5th)****Coach: MaChelle Joseph**Captains: Jill Ingram, Janie Mitchell,
Chioma Nnamaka, Jacqua Williams

N9	Davidson	h	W	69-50
N13	at Tulane	a	W	66-61
N18	Temple	h	W	59-49
N21	Northwestern	h	W	55-46
N28	at Iowa	a	W	76-57
D2	at #7/8 Georgia	a	L	64-71
D6	South Carolina Upstate	h	W	92-45
D9	Georgia Southern	h	W	78-50
D16	at Mississippi State	a	W	70-58
D18	at Miss. Valley St.	a	W	79-67
D22	at Georgia State	a	W	79-67
D29	Chicago State (33)	h	W	57-31
D30	Kennesaw St. (33)	h	W	83-68
J2	Jackson State	h	W	79-42
J5	at #4/4 North Carolina	a	L	78-99
J10	Wake Forest	h	W	57-47
J13	Miami	h	W	68-65
J17	at NC State	a	W	67-63
J20	at #4/4 Maryland	a	L	95-99 (20T)
J24	#10/10 Duke	h	L	47-73
J31	Clemson	h	W	77-59
F3	Florida State	h	W	83-73
F7	at Miami	a	L	52-54
F10	#3/3 North Carolina	h	L	61-75
F12	Savannah State	h	W	82-28
F18	at Boston College	a	L	53-62
F24	at Clemson	a	W	74-58
F29	Virginia Tech	h	W	76-43
M2	at Virginia	a	L	101-103 (20T)
M6	vs. Miami (36)	n	W	76-49
M7	vs. #25/25 Virginia (36)	n	L	43-52
M22	vs. Iowa State (45)	n	L	55-58

2008-09**NCAA SECOND ROUND****Record: 22-10, 8-6 ACC (5th)****Coach: MaChelle Joseph**

Captains: Alex Montgomery, Jacqua Williams

N14	Troy	h	W	73-49
N16	at #1/1 Connecticut	a	L	71-82
N19	Kennesaw State	h	W	77-49
N22	Miss. Valley St.	h	W	72-37
N26	Georgia State	h	W	74-56
N29	vs. #9/11 Texas (46)	n	L	68-76
N30	vs. Tennessee Tech (46)	n	W	68-56
D3	#21/24 Michigan State	h	W	70-57
D5	Georgia	h	W	57-42
D13	vs. Oregon (47)	n	W	74-59
D18	vs. Winthrop (48)	n	W	65-27
D20	vs. UT-Arlington (48)	n	W	63-56
D30	Florida A&M	h	W	77-42
J4	Tulane	h	W	69-52

J8	Boston College	h	L	64-65 OT
J12	at Miami	a	W	68-50
J18	at Florida State	a	L	49-59
J22	#2/3 North Carolina	h	W	66-62
J25	at #4/8 Duke	a	L	34-60
J29	Miami	h	W	68-42
F1	Clemson	h	W	49-41
F3	at Wake Forest	a	L	60-68
F8	NC State	h	W	67-54
F11	at Savannah State	a	W	89-34
F15	at #8/7 North Carolina	a	L	50-73
F19	Maryland	h	L	79-87
F22	at Clemson	a	W	89-54
F26	at Virginia Tech	a	W	73-68 OT
M1	#22/19 Virginia	h	W	74-66
M5	vs. Clemson (36)	n	L	69-81
M22	at Iowa (49)	a	W	76-62
M24	vs. #4/4 Oklahoma (49)	n	L	50-69

2009-10**NCAA FIRST ROUND****Record: 23-10, 8-6 ACC (4th)****Coach: MaChelle Joseph**Captains: Brigitte Ardossi, Deja Foster,
Alex Montgomery

N13	Winthrop	h	W	63-30
N15	at Oklahoma State	a	L	64-70
N21	Florida Gulf Coast	h	W	58-48
N27	vs. Seton Hall (50)	n	W	57-51
N28	at Long Island (50)	a	W	73-56
D2	at Penn State	a	W	64-60
D6	at #13/16 Georgia	a	L	50-56
D13	Miss. Valley St.	h	W	89-41
D16	Oregon	h	W	87-69
D18	at Kennesaw State	a	W	94-48
D20	Arizona	h	W	70-48
D22	at Georgia State	a	W	62-50
D28	vs. Hampton (51)	n	W	63-54
D29	at Florida International	a	W	68-57
J2	Army	h	W	76-47
J6	at #7/7 N. Carolina	a	L	78-89
J11	Clemson	h	W	72-58
J14	Wake Forest	h	W	72-66
J17	at Boston College	a	L	51-77
J21	Savannah State	h	W	80-51
J24	at #25/22 Virginia	a	L	55-57
J27	Miami	h	W	80-73 OT
J31	Virginia Tech	h	W	61-47
F5	at Maryland	a	W	61-60
F8	at Clemson	a	W	68-53
F15	#10/10 Florida State	h	L	59-69
F19	#8/7 Duke	h	L	50-64
F21	at Miami	a	W	77-73
F26	North Carolina	h	W	64-57
J28	at Nc State	a	L	46-54
M5	vs. Wake Forest (36)	n	W	52-45
M6	vs. #9/8 Duke (36)	n	L	55-67
M21	vs. Ark. Little Rock (52)	n	L	53-63

2010-11**NCAA SECOND ROUND****Record: 24-11, 9-5 ACC (4th)****Coach MaChelle Joseph**Captains: Alex Montgomery, Deja Foster,
Metra Walthour

N12	Georgia State	h	W	66-56
N14	at Old Dominion	a	L	63-65
N17	Kennesaw State	h	W	79-60
N19	Prairie View A&M	h	W	61-37
N21	#1/1 Connecticut	h	L	51-71
N25	vs. #12/12 Georgetown (42)	n	L	58-67
N26	vs. #4/4 Tennessee (42)	n	L	42-66
N27	vs. Missouri (42)	n	W	61-46
D1	Northwestern	h	W	67-63
D3	Middle Tennessee State	h	W	68-48
D5	#21/22 Georgia	h	W	69-53
D21	at Portland State	a	W	69-53
D23	at Washington	a	W	60-27
D28	Mercer	h	W	101-44
D30	Tennessee State	h	W	82-11
J2	Jacksonville State	h	W	81-52
J6	#8/8 North Carolina	h	W	71-70
J9	at Clemson	a	W	64-53
J13	Virginia	h	W	68-48
J17	at Wake Forest	a	W	54-46
J21	at #3/3 Duke	a	L	32-69
J23	Boston College	h	W	67-54
J27	at Virginia Tech	a	W	78-57
J30	at #16/22 Miami	a	L	74-84 (OT)
F3	#12/10 Maryland	h	L	53-56
F11	at #19/15 Florida State	a	L	60-73
F13	NC State	h	W	74-65
F17	Clemson	h	W	72-46
F24	at #13/16 North Carolina	a	W	64-57
F27	#12/14 Miami	h	L	59-70
M3	vs. Virginia Tech (36)	n	W	81-58
M4	vs. #13/15 Maryland (36)	n	W	70-64
M5	vs. #8/7 Duke (36)	n	L	66-74
M19	vs. Bowling Green (53)	n	W	69-58
M21	vs. #18/24 Ohio State (53)	n	L	60-67

Georgia Tech Records-at-a-Glance

Overall	504-513 (.496)
vs. ACC	152-305 (.333)
in ACC Tournament	11-32 (.256)
in Home games	276-175 (.612)
in Away games	128-231 (.357)
in Neutral games	55-60 (.478)
in WNIT/NWIT (Four Appearances)	5-3
in NCAA (Six Appearances)	3-7
vs. Ranked Opponents	32-216
vs. Top-10 Opponents	10-106

Media Policies

The Georgia Tech Sports Information office thanks you for your interest in covering the women's basketball team. This media guide was designed to specifically assist the media in their coverage of the team. So that the sports information office may better serve you in your efforts to cover Georgia Tech women's basketball, please follow these few simple guidelines. We look forward to working with you throughout the season.

For information, photos, interviews or any other special requests, please contact Marcus Dittmer, Assistant Director of Communications, at (404) 894-5445.

Media Credentials

Press credentials are issued to accredited members of the working media only. Working space at the press table at The Arena at Gwinnett will be available to the working media only. Children and other non-workers are not allowed in the press working area.

Requests for credentials should be made in writing via fax or email to Marcus Dittmer of the sports information office no later than one day in advance of the requested home game.

Photo Credentials

Only photographers on assignment will be issued photo passes and admission to the court is by photo pass only.

Photographers may work from either baseline at The Arena at Gwinnett and in front of Press Row opposite the team benches provided they are seated behind the gold border that surrounds the court. **NO** photographers may sit or stand behind team benches.

At all times, photographer positions are at the complete discretion of the basketball game officials and the sports information staff. Failure to comply with their directions may result in expulsion from the arena.

Game Day Parking

Parking for all women's basketball games is available open and free to the public at the Arena at Gwinnett.

Game Day Media Services

Programs, cumulative statistics, starting lineups and game notes will be available prior to the start of each game. Complete box scores and play-by-play will be distributed to the media at halftime and again at the end of the game.

Fax machine service will be available in the press room. If you need final box scores faxed to your media outlet, please submit your request to a member of the sports information staff.

Media Work Room

The media work room at the Arena at Gwinnett is located on the court level at the north end of the arena.

Postgame Press Conferences

For all home games, per request, both Georgia Tech head coach MaChelle Joseph and the visiting head coach will hold their postgame

press conferences in the media work room.

Requested Georgia Tech players will also be brought to the media room following a 10-minute cooling off period. Please make all players and coach requests to Marcus Dittmer prior to the conclusion of the game.

Interview Policy

All Georgia Tech players and coaches will be available throughout the season for interviews, subject to the following guidelines.

All interview requests must be made through the sports information office at (404) 894-5445, contacting Marcus Dittmer. Please allow at least 24 hours prior notice for interviews, and do not attempt to contact players in their dorm rooms. Players home phone numbers will not be distributed to the media members, and game day interviews with players are not permitted until after the conclusion of the game.

Covering Practice

Georgia Tech's practices are generally open to the media with Coach Joseph and Tech players available for brief interviews prior to or immediately following practice. Media wishing to cover practice must contact Marcus Dittmer in the Georgia Tech Sports Information Office at (404) 894-5445 before attending, at least one day in advance.

Jackets on the Internet

Current information on all Georgia Tech varsity teams is available by visiting the official website of the Georgia Tech Athletic Association, www.ramblinwreck.com. Behind-the-scenes information can be found at www.Twitter.com/gtwwb and www.Twitter.com/gt_coach_jo. Information is also available on the Georgia Tech women's basketball Facebook page.

Contacting Coach Joseph

Members of the media wishing to speak to Coach Joseph are asked to contact the sports information office at (404) 894-5445 with at least 24 hours notice.

ACC Media Relations

The Atlantic Coast Conference Media Relations Office offers a wide array of services to the media, fans and member institution personnel. The conference website is www.theacc.com.

Those wishing more information on the Atlantic Coast Conference and its member institutions, please contact the league office. The women's basketball contact in the media relations department at the league office is Lindsey Ross, and she can be reached by calling (336) 851-6062.

ACC Player and Rookie of the Week

Each week an ACC Women's Basketball Player and Rookie of the Week are selected by the Blue Ribbon Panel, a panel of media representatives around the ACC region from nominations provided by the league sports information directors. The players are announced Monday afternoon and appear in the weekly press release.

Honors and Awards

The All-ACC teams, All-Freshman team, Coach of the Year, Player of the Year and Rookie of the Year are selected in a vote by members of the Atlantic Coast Conference women's basketball Blue Ribbon Panel. The All-ACC teams, All-Freshman team and the individual honors are announced the week of the tournament.

www.theacc.com

Keep up with ACC basketball through the conference's website at www.theacc.com. League standings, statistics and releases are posted on the site, which also includes links to all other ACC schools.

To Edge Athletic Center

Going South on I-75/85: Take the North Avenue exit and turn right. Take a right at the first light (Techwood Dr.) and the Edge Center will be on the left at the next intersection (Bobby Dodd Way). Sports Information is the first office on the left off of the main lobby.

Going North on I-75/85: Take the Spring Street exit. Cross over Spring Street and turn left on West Peachtree Street. Turn left on North Avenue (one block down) and follow North Avenue across the interstate. Turn right on Techwood Drive at Bobby Dodd Stadium/Grant Field (first light after interstate exit ramp) and follow to Bobby Dodd Way, which is the first light. The Edge Center is on the left side at this corner, on the northeast corner of the stadium. Sports Information is the first office on the left off of the main lobby.

To Arena at Gwinnett Center

Going South on I-85: Take the Sugarloaf Parkway Exit. Turn right off the exit and you cross over Satellite Boulevard. The Center will be on your left. **Alternate Route:** Take I-85 to Highway 120 West exit. Turn right onto Highway 120. Turn right onto Satellite Boulevard. The Center will be 1/2 mile on your left. **From the Gwinnett Place Mall** take Satellite Boulevard north 2-1/2 miles. The Center is located on your left.

Going North on I-85: Take the Sugarloaf Parkway Exit. Turn right off the exit, go back under the Interstate and cross over Satellite Boulevard. The Center will be on your left. **Alternate Route:** Take I-85 to the Highway 120 Exit West. Turn right on Satellite Boulevard. The Center will be 1/2 mile on your left.

Georgia Tech Sports Information

Phone: (404) 894-5445; **Fax:** (404) 894-1248; **Mailing/Shipping Address:** 150 Bobby Dodd Way NW, Atlanta, GA 30332

Website: RamblinWreck.com; **Facebook:** GTWomensBasketball; **Twitter:** @GTWBB; **YouTube:** RamblinWreckTube



Marcus Dittmer
WBB Contact



Dean Buchan



Betsy Devine



Dan Goldberger



Mike Stamus

www.ramblinwreck.com

The quickest and easiest way for fans to find out the latest information on the Georgia Tech women's basketball team and the other 16 varsity athletic sports at the Institute is by visiting the official website of the Yellow Jackets, www.ramblinwreck.com. The site offers the latest in results, highlights and updates on all 17 athletic teams as well as up-to-date biographies for all players and coaches. Fans may also access the website to follow along with livestats for the football, men's and women's basketball, baseball, softball, tennis, volleyball, swimming and track programs.

Georgia Tech women's basketball fans may visit the website for the latest media releases, as well as events surrounding the Yellow Jacket program. In addition, special sections such as particular road trips, as well as other special events in the women's basketball players' lives may also be accessed by visiting the women's basketball page on www.ramblinwreck.com.

Georgia Tech Radio

Georgia Tech women's basketball games will again be broadcast on Georgia Tech's student owned- and operated radio station, WREK 91.1 FM in Atlanta, and on WREK's website at www.wrek.org. The 40,000 watt station has been home to the women's basketball team for more than 25 years, and will again be in 2011-12. Long-time play-by-play announcer Richard Musterer returns to the airwaves for his 28th year of broadcasting the Yellow Jackets' games, and joining him will be Michelle Van Gorp providing the color analysis

Yellow Jacket Social Media

The Georgia Tech sports information office and new media departments strive to provide the public with online exclusive content and a behind the scenes look at the Georgia Tech women's basketball program.

All are encouraged to follow the women's basketball team on Twitter, @GTWBB and head coach MaChelle Joseph, @GT_Coach_Jo. On Facebook, the women's basketball team can be found at [Facebook.com/GTWomensBasketball](https://www.facebook.com/GTWomensBasketball). For exclusive video content, be sure to tune in to [YouTube.com/RamblinWreckTube](https://www.youtube.com/RamblinWreckTube) and a behind-the-scenes blog can be found at gtathletics.tumblr.com.

ACC Women's Basketball Teleconference

The 12 ACC women's basketball coaches will be featured on one teleconference, before the ACC Tournament on Tuesday, February 28, 2012, during the 2011-12 season. Replays of the teleconference will be available at www.TheACC.com.

Tuesday, February 28

10:00am – 10:10am – Mike Petersen, Wake Forest

10:10am – 10:20am – Dennis Wolff, Virginia Tech

10:20am – 10:30am – Joanne Boyle, Virginia

10:30am – 10:40am – Kellie Harper, NC State

10:40am – 10:50am – Sylvia Hatchell, North Carolina

10:50am – 11:00am – Katie Meier, Miami

11:00am – 11:10am – Brenda Frese, Maryland

11:10am – 11:20am – MaChelle Joseph, Georgia Tech

11:20am – 11:30am – Sue Semrau, Florida State

11:30am – 11:40am – Joanne P. McCallie, Duke

11:40am – 11:50am – Itoro Coleman, Clemson

11:50am – 12:00pm – Sylvia Crawley, Boston College



Richard Musterer calls Georgia Tech women's basketball on WREK, FM 91.1.

At the conclusion of the 2010-11 season, Georgia Tech officially closed Alexander Memorial Coliseum, which had served as the Yellow Jackets' women's basketball home since the program began in 1974-75 and the Institute since it was completed in September 1956. During the 2011-12 season, the Yellow Jackets' men's and women's basketball teams will play off-campus as the AMC is transformed into McCamish Pavilion in time for the 2012-13 season.





#1 Dawnn Maye
Sophomore
Ft. Lauderdale, Fla.



#2 Mo Bennett
Senior
Statesboro, Ga.



#3 Sharena Taylor
Junior
Pontiac, Mich.



#4 Sarah Hartwell
Freshman
Tacoma, Wash.



#5 Metra Walthour
Senior
Hinesville, Ga.



#10 Danielle Hamilton-Carter
Junior
Stockholm, Sweden



#12 Frida Fogdemark
Sophomore
Södertälje, Sweden



#14 LaQuanisha Adams
Senior
Hinesville, Ga.



#15 Tyaunna Marshall
Sophomore
Upper Marlboro, Md.



#23 Sydney Wallace
Freshman
Johns Creek, Ga.



#24 Shayla Bivins
Junior
Jacksonville, Fla.



#32 Chelsea Regins
Senior
Ft. Lauderdale, Fla.



#41 Tjasa Gortnar
Freshman
Kranj, Slovenia



#44 Jasmine Blain
Junior
Atlanta, Ga.



#45 Sasha Goodlett
Senior
Bolton, Miss.



MaChelle Joseph
Head Coach
9th Season
Purdue, '92



Octavia Blue
Assistant Coach
3rd Season
Miami, '07



Janie Mitchell
Assistant Coach
2nd Season
Georgia Tech, '08



Sam Purcell
Assistant Coach
5th Season
Auburn, '03

2011-12 Schedule**November**

11	Alabama State	Atlanta	5:30	
13	Old Dominion	Atlanta	2:00	
19	at Marquette [^]	Milwaukee, Wis.	2:00	
22	Kennesaw State	Atlanta	7:00	
25	vs. Rutgers [#]	San Juan, Puerto Rico	5:30	
26	vs. Green Bay [#]	San Juan, Puerto Rico	5:30	
30	Nebraska!	Atlanta	7:00	

December

4	at Georgia	Athens, Ga.	2:00	
11	at Middle Tennessee State	Murfreesboro, Tenn.	3:00	
16	at Georgia State	Atlanta	7:00	
19	vs. SIU-Edwardsville [%]	Nassau, Bahamas	6:00	
21	vs. Central Arkansas [%]	Nassau, Bahamas	6:00	
29	North Carolina A&T	Atlanta	2:00	

January

2	at NC State [*]	Raleigh, N.C.	7:00	
6	at Maryland [*]	College Park, Md.	8:30	RSN
9	Miami[*]	Atlanta	7:00	ESPN3
12	Wake Forest[*]	Atlanta	7:00	
15	at Boston College [*]	Chestnut Hill, Mass.	1:00	RSN
18	Duke[*]	Atlanta	7:00	ESPN3
22	at Florida State [*]	Tallahassee, Fla.	2:00	
25	Virginia[*]	Atlanta	7:00	
29	at Clemson [*]	Clemson, S.C.	4:00	

February

2	NC State[*]	Atlanta	7:00	
6	Maryland[*]	Atlanta	7:00	RSN
12	at North Carolina [*]	Chapel Hill, N.C.	2:00	ESPN3
16	at Wake Forest [*]	Winston-Salem, N.C.	6:30	
19	Boston College[*]	Atlanta	2:00	
23	at Virginia Tech [*]	Blacksburg, Va.	7:00	
26	Clemson[*]	Atlanta	2:00	

March

1-4	ACC Women's Basketball Tournament	Greensboro, N.C.	ACC Net/ESPNU/ESPN2	
17-20	NCAA Tournament First & Second Rounds	Multiple Sites	ESPN/ESPN2	
	<i>(Ames, Iowa, Baton Rouge, La., Bowling Green, Ohio, Bridgeport, Conn., Chapel Hill, N.C., Chicago, Ill., College Park, Md., College Station, Texas, Little Rock, Ark., Nashville, Tenn., Norfolk, Va., Norman, Okla., Notre Dame, Ind., Tallahassee, Fla., Spokane Wash., West Lafayette, Ind.)</i>			
24-27	NCAA Regionals	Multiple Sites	ESPN	
	<i>(Des Moines, Iowa, Fresno, Calif., Kingston, R.I., Raleigh, N.C.)</i>			

April

1, 3	Final Four	Denver, Colo.	ESPN	
------	------------	---------------	------	--

All Times Eastern • Schedule Subject To Change

Home Games In Bold • * - ACC Game[^] Super Six Series • ! - ACC/Big Ten Challenge • # - San Juan Shootout • % - Bahamas Sunshine Shootout

RSN - ACC's Regional Sports Network includes FSN South, Comcast SportsNet, SunSports and New England Sports Network