General Information
ACC schedule 28-29
ACC Tournament bracket 29
Directions 27
Media information 26
NCAA Tournament sites 29
Opponent contacts 27
Quick Facts 25
Pronunciation guide 30
Staff directory 25
Tech schedule ..... back cover, 24

The Year Ahead
Rosters 30-31
Outlook 32

The Year Past
Final statistics 36
Game-by-game totals 38
Game summaries 39
Results 37

The Players
Aminu, Alade 46
Anderson, Ty 56
Bell, D'Andre 49
Cage, Gary 55
Craig, Derek 69
Clinch, Lewis 52
Dieng, Bassirou 57
Foreman, Nick 70
Lawal, Gani 60
Miller, Maurice 62
Peacock, Zachery 58
Sheehan, Brad 64
Shumpert, Iman 68
Storrs, Lance 66

Staff & Administration
Director of Athletics 83
President 82
Head coach Paul Hewitt 72
Assistant coaches 78-81
Support Staff 84

The Institute
Academic Support 8-9
Alexander Memorial Coliseum ... 20-22
Building on Tradition 2-3
Georgia Tech 14-17
Tech Traditions 14-15
Total Person Program 10-11

Record Book
ACC Statistical Leaders 91
Annual Individual Leaders 92
Annual Team Totals 94
Coliseum Records 86
Individual Career Leaders 88
Individual Game Highs 96
Individual Season Leaders 90
Opponent Game Highs 100
School Records 86
Team Season Highs 93
Team Game Highs 98

Honors & History
Academic All-Americans 111
ACC Champions 170-173
ACC Honors 112
ACC Tournament 116-118
All-Americans 110
All-Conference 113
All-Time Numerical Roster 131
Captains 132
Career Statistics 102-108
Coaching History 129
Fantastic Finishes 147-152
Hall of Fame 113
Letterwinners 132
National Rankings 146
NBA Players 4, 114
NCAA Tournament History 119-124
NIT History 125
Regular-Season Tournaments 126
Series Results 154-168
Starting Lineups 129
Tech vs. Conferences 153
Winning Streaks 144
Wins over No. 1 145
Year-by-Year At-A-Glance 132
Year-by-Year Scores 133-144

Tradition and Heritage
Benton Bomber 187
Early Tech Basketball 207
Going for the Gold 203
Harping on Harpring 191
Hello, Al 202
Hook, Line & Sinker 190
Hoosier Hero 186
Lethal Weapon 3 178
Making a Point 192
One of a Kind 196
Road to San Francisco 183
Slaying of Goliath 182
Start of Something Good 188
Symbols of Excellence 184
Tech's String of Pearls 194
Thin Gold Line 181
The Thrillerdome 204-206
Your Father Away from Home 200

Georgia Tech Basketball 2008-09

Building on Tradition

With each passing year, the Yellow Jackets add to their impressive list of accomplishments

Tech's Championship Legacy

- > 15 NCAA Tournament berths
- > 7 NCAA Sweet 16 appearances
- > 2 Final Four appearances
- > 23 total post-season berths (NCAA and NIT)
- > 3 ACC Championships
- > 2 ACC regular-season titles
- > 9 wins over teams ranked No. 1



1985 ACC Champions
and 1986 Pre-Season No. 1

1996 ACC Rookie of the Year
Stephon Marbury

1990 National
Player of the Year
Dennis Scott

TECH'S GOLD

MARK PRICE
Senior · Guard · 6-1 · 174 · Enid, Okla.
All-America
ACC Player of the Year
All-ACC
ACC Tournament MVP
NCAA All-East Regional

JOHN SALLEY
Senior · Center · 7-0 · 231 · Brooklyn, N.Y.
Preseason All-America
All-ACC
All-ACC Tournament
NCAA All-East Regional
ACC Player of the Week

PHOTO BY RICH ADDICKS

Mark Price and John Salley began Tech's modern success when they signed to play at Tech in 1982.

Roger Kaiser (l) and Kenny Anderson:
Tech's two consensus All-Americans

Jackets in the Spotlight

- 5 First-team All-America players
- 10 ACC Rookie of the Year honorees
- 2 National Freshmen of the Year
- 24 All-ACC players since 1983
- 2 ACC Players of the Year
- 16 NBA first-round draft picks
- 8 NBA lottery picks



2003 ACC Rookie of
the Year



All-American and
Academic All-American
Matt Harpring

Chris Bosh
2008 Olympic Gold Medalist

NBA Jackets

Since 1979, 39 Yellow Jackets have been drafted or signed NBA contracts, including 24 who played one or more years in the league. In 2008-09, at least seven former Tech players are active in the NBA, others overseas.



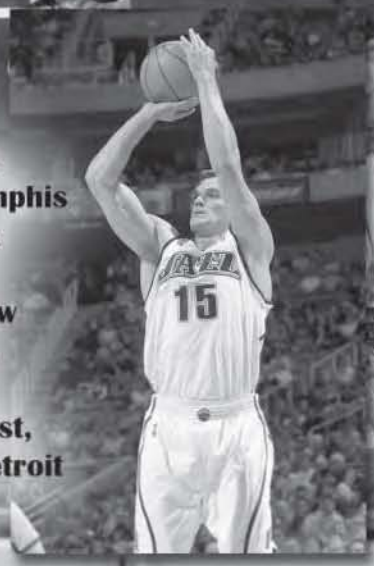



Clockwise from top left: Thaddeus Young, Philadelphia 76ers; Javaris Crittenton, Memphis Grizzlies; Jarrett Jack, Indiana Pacers; Chris Bosh, Toronto Raptors; Stephon Marbury, New York Knicks; Anthony Morrow, Golden State Warriors; Matt Harpring, Utah Jazz; Mario West, Atlanta Hawks; Will Bynum, Detroit Pistons

Georgia Tech's NBA First-Round Draft Picks

2007 - Thaddeus Young, Philadelphia 76ers (12th pick)
2007 - Javaris Crittenton, L.A. Lakers (19th)
2005 - Jarrett Jack, Denver Nuggets (22nd)
2003 - Chris Bosh, Toronto Raptors (4th)
2000 - Jason Collier, Milwaukee Bucks (15th)
1999 - Dion Glover, Atlanta Hawks (20th)
1998 - Matt Harpring, Orlando Magic (15th)
1996 - Stephon Marbury, Milwaukee Bucks (4th)
1995 - Travis Best, Indiana Pacers (22nd)
1993 - Malcolm Mackey, Phoenix Suns (27th)
1992 - Jon Barry, Boston Celtics (21st)
1991 - Kenny Anderson, New Jersey Nets (2nd)
1990 - Dennis Scott, Orlando Magic (4th)
1989 - Tom Hammonds, Washington Bullets (9th)
1986 - John Salley, Detroit Pistons (11th)
1982 - Brook Steppe, Kansas City Kings (17th)









HOT-LANTA

The sports capital of the South

Atlanta has been a frequent site of the NCAA Men's Basketball Tournament since the late 1970's, and Georgia Tech has been proud to be the host institution for most of them. The South's pre-eminent city hosted the Men's Final Four in 1977, 2002 and 2007.

The Final Four is played at the Georgia Dome, located minutes from the Tech campus, which has been the site of several Yellow Jackets' games since it opened in 1992. The Dome can seat more than 50,000 for basketball, and drew in excess of 53,000 for each session of the 2002 and 2007 Final Fours.

The NCAA Women's Final Four was held in Atlanta in 1993 and returned in 2003. The city has hosted NCAA men's first- and second-round games eight times, and men's regional tournaments six times.

Atlanta has been the site of the Atlantic Coast Conference Tournament four times, most recently in 2001 at the Georgia Dome, where it attracted more than 40,000 fans for each session, an NCAA record for a conference tournament. The ACC Tournament returns to the Dome in 2009.



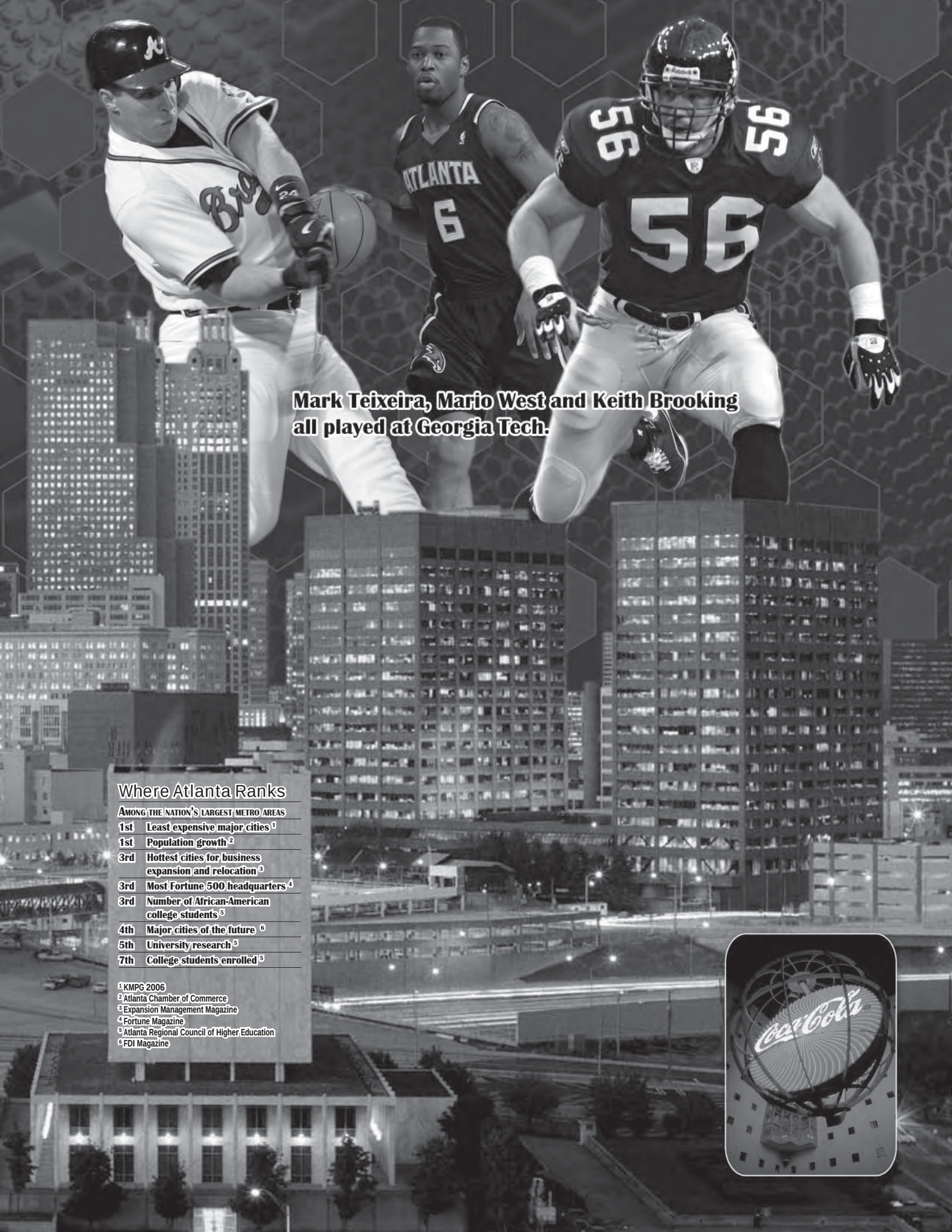

Mark Teixeira, Mario West and Keith Brooking all played at Georgia Tech.

Where Atlanta Ranks

Among the nation's largest metro areas	
1st	Least expensive major cities [1]
1st	Population growth [2]
3rd	Hottest cities for business expansion and relocation [3]
3rd	Most Fortune 500 headquarters [4]
3rd	Number of African-American college students [5]
4th	Major cities of the future [6]
5th	University research [5]
7th	College students enrolled [5]

[1] KMPG 2006
[2] Atlanta Chamber of Commerce
[3] Expansion Management Magazine
[4] Fortune Magazine
[5] Atlanta Regional Council of Higher Education
[6] FDI Magazine

A Tech Degree

The Ultimate Trophy

Led by Academic All-ACC Marvin Lewis (above), all four seniors on Tech's Final Four team earned their degrees in 2004. Lewis graduated in the spring, and Clarence Moore and Robert Brooks finished in the fall. Lewis is now an associate director of athletics at Georgia State, Moore is an assistant basketball coach at Kentucky State, and Brooks is in the U.S. Marine Corps.

GEORGIA TECH

Consistently ranked among the nation's Top 10 public universities by U.S. News & World Report

Graduate engineering program ranked among the Top Five in the nation

No. 1 in the nation in engineering degrees awarded to African-Americans, according to Black Issues in Higher Education



Darryl LaBarrie
B.S. in Management, 2001
Assistant Basketball Coach at East Carolina



Mario West
B.S. in Management, 2006



Isma'il Muhammad
B.S. in Management, 2006

MATT HARPRING
B.S. in Management, 1998
Academic All-American
10-year NBA veteran

Jon Babul
B.S. in Management, 2001
Academic advisor at Georgia Tech



Jason Collier
B.S. in Management, 2003
5-year NBA veteran

JOHN SALLEY
B.S. in Management
12-year NBA veteran
3 NBA titles

The model academic setting in Georgia Tech's commitment to helping each student-athlete earn a degree.



Jeremis Smith
B.S. in Management, 2008

BRIAN OLIVER
B.S. in Management, 2007
Member of 1990 "Lethal Weapon 3" Final Four team
17-year veteran of NBA and European basketball
Now a project manager for a general contractor in Atlanta

Conveniently located on the third floor of the Edge Athletics Center, the Andrew Hearn, Sr. Academic Center houses staff and facilities to support the academic endeavors of Tech student-athletes. The academic support program is under the direction of Associate Director of Athletics Phyllis LaBaw.

The Hearn Center, originally opened in 1984, underwent a major renovation in 1995 and now includes over 5,000 square feet of open and self-contained work area. Eighteen rooms of varying sizes flank a glass enclosed computer cluster in which hardware and software are constantly updated.

Study and tutoring rooms vary in size and offer secluded environments in which to work. Tutoring for classes ranging from biology to advanced engineering courses is scheduled nightly.

New to the academic support operation is the Technology Center located on the ground floor of the Edge Center. Student-athletes are provided a convenient place to study, access computers, and meet with tutors and advisors.

Technology Center

Total Person Program

Preparing for life beyond the court



At Georgia Tech, the day the cheering stops will still be a time of celebration. An athlete's playing days will end, but the Total Person Program ensures that Tech student-athletes will be prepared for the career and personal challenges ahead.

Through this multifaceted program, the brainchild of former Director of Athletics Dr. Homer Rice, Rambling Wreck student-athletes have the opportunity to learn the elements of success beyond the classroom or playing field. They gain skills that remain with them for a lifetime, preparing for the career and personal challenges ahead.

During his 17-year tenure from 1980-97, Rice rebuilt Georgia Tech's athletic fortunes with an emphasis not just in fund-raising and facilities but in equally important areas such as academic support and life skills.

Since Rice started the Total Person Program in 1980, it has developed into the most comprehensive student-athlete support system in the country. Rice's model has been adopted nationwide as the foundation for the NCAA's Life Skills Program. Because of the success of the Total Person Program, Georgia Tech was one of three schools chosen to consult with the NCAA on this project. The foundation laid by Rice has been built upon with a continued emphasis on all aspects of the student-athlete's life.

Addressing virtually every area of a well-rounded educational experience, the Total Person Program, under the direction of Leah Thomas, focuses on the following components:

Academic Support and Degree Completion
Life Skills
Career Planning and Placement
Counseling and Wellness
Leadership
Honors
Community Outreach

Homer Rice Center for Sports Performance

Georgia Tech's Homer Rice Center for Sports Performance is a unique facility for testing and improving performance. The Homer Rice Center focuses on six components: sports physiology, nutrition, sports medicine, psychology, motion analysis and vision. Opened in 1996, the $8 million facility also includes the Howard Candler, Jr., Football Conference Center and the George W. Mathews, Jr., Athletic Heritage Center.



Tech's basketball team has visited young patients in the cancer center at Egleston Hospital, and have been involved with several other community outreach activities over the past year.

Strength and Conditioning and Sports Medicine

Georgia Tech offers the best facilities and staff to help each student-athlete achieve peak performance and receive the best medical care and injury prevention.



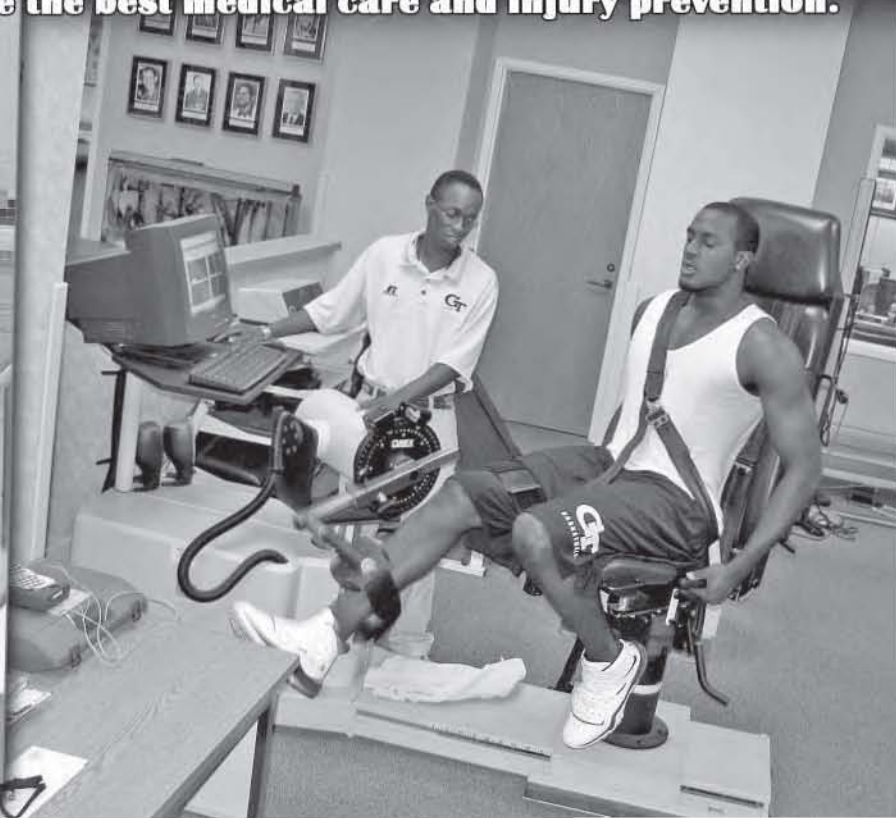

Georgia Tech's coaches conduct individual instruction twice a week in the spring following the end of the season and during the two months leading up to the start of preseason practice in October.



Individual Instruction

The foundation of enhancing basketball skills

"We put a strong emphasis on teaching guys how to play the game. When you play a high-scoring, fast-paced style, situations come up that your players need to know how to react to. You can't stop and call every play and diagram every cut. If you play the style that we play, you've got to teach people how to play the game.

"The system we play is important, but I believe what is most important to achieving success is emphasis on individual player instruction and physical development."

Head Coach Paul Hewitt



Exposure

Georgia Tech basketball attracts national attention because of the Institute's location in a major metropolitan area and its membership in the Atlantic Coast Conference.

Head coach Paul Hewitt and the Tech sports information office work regularly with the student-athletes on being prepared and comfortable in media interview settings. Above, Raycom Sports announcer Scott Pryzwansky conducts a mock interview with Brad Sheehan. Sessions like these help Tech's players improve their ability to handle appearances in front of a camera, or one-on-one with the Yellow Jackets' beat writers.



Georgia Tech's location in Atlanta affords the basketball team daily news exposure in one of the nation's major metropolitan newspapers, the Atlanta Journal-Constitution, and all the other daily newspapers throughout the state of Georgia. Atlanta is also home to four major network affiliates, FSN South, the Fox sports regional network which is carried on cable systems in 13 states, and Comcast Sports Southeast, which is seen on cable systems throughout the Southeastern United States.

This year's ACC basketball schedule is highlighted by a record 298 television appearances by the league's 12 member schools. The schedule also includes a record 193 televised games involving ACC teams and marks the fifth-straight year the ACC has had more than 250 television appearances.

ACC teams are scheduled to make an ACC-record 173 appearances on national television networks, including 120 appearances on ESPN, ESPN2 and ESPNU, 35 on Fox Sports Net, 10 on ABC, seven on CBS and one on CBS College Sports. Ninety-two of the league's 96 conference games are scheduled to be televised.

No conference has posted a better NCAA Tournament record than the ACC since the NCAA's inaugural tournament in 1939. With an impressive 85-43 mark over the past 10 years, ACC teams have posted an NCAA Tournament-best mark of 329-164 for a sterling .667 winning percentage against the nation's toughest competition.

In the 24 years of the current 64-team field, the ACC has produced 22 Final Four teams, an average of almost one per year and five more than any other conference.

Since the 1985 NCAA Tournament when the field was expanded to 64 teams, ACC teams have been even more impressive compiling a 233-115 (.670) NCAA record, including 63 "Sweet 16" appearances and 22 Final Four berths - all NCAA Tournament bests. Since 1985, 63 of the 120 ACC teams receiving NCAA berths have won at least two NCAA Tournament games.

Since 1981, the ACC has produced 37 consensus All-Americans - 17 more than any other conference and has accounted for 25 percent of the nation's consensus All-Americans (37-of-146).

Seven of the last 12 and nine of the last 16 consensus National Players of the Year have come from the ACC. Since 1975, the ACC has had 16 consensus national players of the year - 13 more than any other conference. Nine of the ACC's 16 National Players of the Year were unanimous selections.

A year ago the ACC led all conferences with 53 players on NBA rosters. In addition, over the past three years 33 ACC players have made their NBA debuts, including 15 in 2006, eight in 2007 and 10 last year.



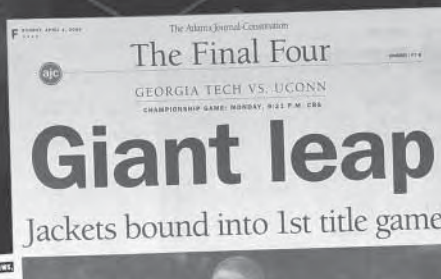

This is Georgia Tech

Nestled in the heart of Midtown Atlanta

The Georgia Institute of Technology is one of the nation's top research universities, distinguished by its commitment to improving the human condition through advanced science and technology.

Georgia Tech's campus occupies 400 acres in the heart of the city of Atlanta, where more than 19,000 undergraduate and graduate students receive a focused, technologically based education.

Accredited by the Southern Association of Colleges and Schools (SACS), the Institute offers many nationally recognized, top-ranked programs. Undergraduate and graduate degrees are offered in the Colleges of Architecture, Engineering, Sciences, Computing, Management, and the Ivan Allen College of Liberal Arts. Georgia Tech is consistently ranked in U.S. News & World Report's top ten public universities in the United States.

Georgia Tech, the home of the Yellow Jackets, is the No. 7 public university in the nation, according to the 2007 rankings by U.S. News & World Report. Georgia Tech is an innovative intellectual environment with more than 900 full-time instructional faculty and more than 18,000 undergraduate and graduate students.

The university is a national and international leader in scientific and technological research and education. Over the past decade, overall research expenditures increased by 84 percent to $355.3 million in 2006, while federal research expenditures increased 129 percent. Georgia Tech now ranks among the top five in research expenditures among universities without a medical school. In addition, Georgia Tech has an estimated $3.9 billion annual impact within the state of Georgia, according to a 2006 Strategic Economic Development.

Rankings

Year after year, Georgia Tech is consistently the only technological university ranked in U.S. News & World Report's listing of America's top ten public universities. In addition, Georgia Tech's College of Engineering is consistently ranked in the nation's top five by U.S. News. In terms of producing African American engineering graduates, Diverse: Issues in Higher Education ranks Tech No. 1 at the bachelor's level, No. 2 at the master's level, and No. 1 at the doctoral level. These impressive national rankings reflect the academic prestige long associated with the Georgia Tech curriculum.

Georgia Institute of Technology

A Unit of the University System of Georgia

Tech's National Rankings

U.S. News & World Report

> No. 7 public university in the country
> No. 4 graduate engineering college
> No. 5 undergraduate engineering college
> No. 1 industrial engineering program
> 9 undergraduate engineering programs ranked in the top 10
> 8 graduate engineering programs ranked in the top 10
> No. 1 in engineering bachelor's degrees awarded to African American students
> No. 3 in engineering bachelor's degrees awarded to all categories of minority students
> No. 9 in engineering bachelor's degrees awarded to Asian American students

High-Tech Campus

To shape a campus worthy of its aspirations, Georgia Tech continues to build state-of-the-art facilities.

Georgia Tech boasts outstanding housing facilites. Apartment-style dormitories feature private bathroom, kitchen and sitting area in each suite.



Technology Square

Technology Square is a lively, mixed-use development that extends the Tech campus into the heart of the thriving Midtown Atlanta business community.

1996 Olympic Games

Georgia Tech's role as the site for the Olympic Village in 1996, as well as venues for boxing and aquatics, provided a unique opportunity to showcase the Institute to the entire world.

The centerpiece of Georgia Tech's Olympic efforts was the Olympic Village. The majority of the more than 10,000 Olympic athletes were housed on the Tech campus during the Games. In preparation, Tech's housing facilities underwent a $170 million facelift that resulted in the construction of 4,700 new student beds.

Olympic competition was held on the Tech campus with boxing at Alexander Memorial Coliseum and aquatic events, including swimming, diving, water polo, synchronized swimming, and modern pentathlon at the Georgia Tech Aquatic Center. These events featured nearly 1,500 athletes competing in 50 medal events.

Georgia Tech mechanical engineering associate professor Sam Shelton built the Olympic torches for the 1996 Games in Atlanta as well as the 2002 Winter Games in Salt Lake City, Utah.

Tech Tradition

September 30, 1961 versus Rice. For the first time, the official Rambling Wreck car led the Georgia Tech football team onto Grant Field. It has happened at every home game since.

The event did not establish a new tradition at Georgia Tech, but it cemented one. The vehicle, a restored 1930 Model A Ford Sport Coupe, was Tech's first official Rambling Wreck car.

Since that time, the Rambling Wreck car has joined a much older tradition—the Yellow Jacket—as an official school mascot.

The term Rambling Wreck was first applied to a 1914 Ford owned by Floyd Field, Dean of Men. In the first published reference to the car as the "Rambling Wreck" in 1927, the Technique student newspaper spoke out against Field when he considered trading the car, but he did it anyway.

The Technique maintained the tradition witha yearly collegiate auto race from Atlanta to Athens, known as the "Old Ford" race or "Flying Flivver" race, which began in 1929 but was discontinued when it became too dangerous. In its place is the familiar Rambling Wreck Parade, which is still held every year at Homecoming. The event challenges students to produce outlandish "mechanical monstrosities" capable of traversing a short course on campus.

Tech officials decided in the late 1950s that the school needed an official car that would be known forever as the Rambling Wreck. Dean of Students James Dull began a search for a pre-1940 vintage model, and finally found one—parked in front of his apartment building. The owner, Capt. Ted J. Johnson, a Delta Air Lines pilot, had just finished restoring the 1930 Ford Cabriolet Sport Coupe, which he intended to give to his son as a gift.

Johnson decided to let Tech have the car for $1,000 in May, 1961. He later returned the purchase price in the form of a contribution to the Alexander-Tharpe Fund, fulfilling a desire to go on record as having given the Rambling Wreck to Georgia Tech.

The Yellow Jacket

Conflicting accounts exist as to the origins and beginnings of the Yellow Jacket, but the nickname did not grow out of the familiar six-legged insect; rather,the insect mascot, known as "Buzz," grew out of the nickname. The first known reference to Tech students as "Yellowjackets" appeared in the Atlanta Constitution in 1905 and came into common usage at that time. The name, spelled as one word, was first used to describe supporters who attended Tech ahletic events, dressed in yellow coats and jackets. The actual mascot was conceived at a later, undetermined date.

Other nicknames which have applied to Tech teams include the Engineers; the Tecks, the first known nickname which was phased out around 1910; the Blacksmiths, common between 1902 and 1904; and the Golden Tornado , thought to be created by sportswriters when John Heisman led Tech to its first national title in 1917.

The Ramblin' Wreck Fight Song

The Georgia Tech fight song grew out of an old folk ballad, "The Sons of the Gamboliers."

Howard D. Cutter, a member of Tech's first graduating class (Mechanical Engineering,1892), wrote in the November-December 1942 issue of the Georgia Tech Alumnus that the "Ramblin' Wreck" had its origins during the first two years after Tech opened in 1888, inspired when the entire student body traveled to Athens to see Tech's baseball team defeat Georgia.

By the early 1900s, "Ramblin' Wreck" was an established tradition. The earliest existing published version of the song appeared in the Blueprint, the Institute's yearbook, in 1908.

In 1910, Michael A. Greenblatt, Tech's first bandmaster, discovered the band playing "Ramblin' Wreck" to the tune of "Sons of the Gamboliers," and made his first arrangement of the song in the form of a handwritten manuscript.

When Frank Roman succeeded Greenblatt as bandmaster in 1911, he wrote a new adaptation of "Ramblin' Wreck," accompanied by many trumpet flourishes, that became nationally known. His is the version that continues to be popular today.

The fame of the song spread to such proportions that in 1959 it was sung by Richard Nixon and Nikita Khrushchev at their historic face-to-face meeting in Moscow.

In 1984, the law firm of Newton, Hopkins & Ormsby investigated the copyright of "Ramblin' Wreck" and found that a number of people have had various versions of the song copyrighted. The original version of the song is in the public domain and can be played without payment of royalties.

I'm a Ramblin' Wreck from Georgia Tech and a hell of an engineer,
A helluva, helluva, helluva, helluva, hell of an engineer,
Like all the jolly good fellows, I drink my whiskey clear,
I'm a Ramblin' Wreck from Georgia Tech and a hell of an engineer.

Oh, if I had a daughter, sir, I'd dress her in White and Gold,
And put her on the campus, to cheer the brave and bold.
But if I had a son, sir, I'll tell you what he'd do.
He would yell, "To Hell with Georgia," like his daddy used to do.

Oh, I wish I had a barrel of rum and sugar three thousand pounds,
A college bell to put it in and a clapper to stir it around.
I'd drink to all good fellows who come from far and near.
I'm a ramblin', gamblin', hell of an engineer.

White & Gold

In the fall of 1891, before Georgia Tech organized a football team of its own, a game was scheduled between Auburn and Georgia. A rivalry was already established in baseball between Tech and Georgia, so Tech students were invited to the game to cheer, of course, for Auburn.

The students appointed a committee to recommend colors to be worn and cheers to be used at the game. The committee suggested white and gold, and about 200 students attended the game wearing those colors.

In 1893, when Georgia Tech's football team played Georgia for the first time, a group of young women from the Lucy Cobb Institute for Girls attended the game to cheer for Tech, dressed in white and gold.

Oh well it's up with the White and Gold
Down with the Red and Black
Georgia Tech is out for the victory
We'll drop the battle axe on Georgia's head
When we meet her, our team is sure to beat her
Down on the old farm there will be no sound
Till our bow-wows rip through the air
When the battle is over, Georgia's team will be found
With the Yellow Jackets swarming around.

Alexander Memorial Coliseum

HOME TO THE YELLOW JACKETS FOR MORE THAN 50 YEARS



Blessed with excellent sightlines and more than 9,000 seats that are all close to the floor, there is no better facility in the nation in which to see a game.

Dubbed "The Thrillerdome" as a tribute to the many dramatic finishes to games there in the Atlantic Coast Conference era, the Coliseum has undergone three major renovations since 1986. The last major project, completed in 1996, involved many structural changes designed to transform the historic arena into a modern, functional and comfortable facility with virtually every aspect of the interior and exterior upgraded.

Prior to the 2002-03 season, standing room areas for students were added on the floor of the Coliseum behind each basket, helping to create even more of a homecourt advantage for the Yellow Jackets, and more premium courtside seating was added behind the scorer's table. New scoreboards were added, as well as new "Buzz Vision" video boards.

Since its opening on Nov. 30, 1956, the Coliseum has grown in capacity from less than 7,000 to its current 9,191. The venerable arena has hosted some of the best basketball played in the South. From Roger Kaiser's laser-like jump shot to Rich Yunkus' unstoppable scoring to the modern-day excitement of ACC battles, Alexander Memorial Coliseum has lived up to its nickname of "The Thrillerdome."

Alexander Memorial Coliseum also hosted the boxing venue for the 1996 Centennial Olympic Games and was a temporary home for the Atlanta Hawks of the NBA for the 1997-98 and 1998-99 seasons.

The nine-month, $13-million re-creation began immediately following the 1994-95 season and was completed in January of 1996.

The project involved, first of all, lowering the floor by four feet to allow for increased courtside seating and improved sightlines. The tunnel entrance was rerouted from midcourt with the teams now entering the floor from a tunnel at the southeast corner of the court, which includes an elevator to the Tech locker room area.

Many of the former bench seats were converted to chairbacks, and air conditioning was installed for the first time through a gift from the Atlanta Committee for the Olympic Games (ACOG) and York Air Conditioning. New scoreboards were installed, and improvements to the lighting and sound systems also enhanced the facility.

Twelve luxury suites were added at the top of the Coliseum along the south side, with the possibility of adding 12 additional suites at a later date. Each suite seats 14 people.

Perhaps the most drastic change occurred on the concourse level, where a much wider and more plush walkway provides for improved restrooms, concessions and merchandise outlets as well as creating a place to showcase Georgia Tech's basketball heritage.

The outside appearance of the Coliseum also changed dramatically, using a brick exterior with large bay windows, but the familiar domed roof remains clearly visible.



The architecture firm of Smallwood, Reynolds, Stewart and Stewart was responsible for the design, while Hardin Construction was the construction manager.

Alexander Memorial Coliseum underwent a $3 million renovation prior to the 1986-87 season that dramatically changed the appearance and capacity of the 'Dome. The renovation was the first of such magnitude since the facility opened for the 1956-57 season.

This first renovation of the Coliseum saw the addition of 2,150 seats, boosting seating capacity to over 9,000. The seats were made possible by the addition of seven rows of chairback seats around the rim of the Coliseum. The additional seats were built in the area where a walkway around the rim previously existed. A 15-foot wide corridor was added to the outside, which was glass-enclosed with access via portals into each of the aisles.

Two new banks of lights were added on either side of the court to increase the lighting to national television network standards.

The expansion and improvement of facilities continued prior to the 1987-88 season when the Jim Luck Building, located adjacent to the Coliseum, was dedicated. The two-story Luck Building features spacious locker rooms, offices and training rooms for both the men's and women's basketball programs.

In another renovation completed prior to the 1989-90 season, the Coliseum added nearly 700 new seats, including courtside box seats in the end zones and on the North side of the court, and seating for individuals and media on the tunnel side. This project filled in areas on the floor level which previously were empty, and allowed Tech fans to sit closer to the court.

While Alexander Memorial Coliseum has changed its look in the last two decades, Tech's winning ways at home have remained the same. Since 1981-82, Tech has posted an impressive 285-79 record. Against non-league foes, the Jackets have lost only eight times in 158 games since 1981-82. In the 50-year history of the Coliseum, Tech has a 523-179 mark.

The Coliseum was completed in September, 1956, at a cost of approximately $1.6 million. It was built as a tribute to the late William Alexander, Tech's third athletics director and football coach from 1920-1944. Alexander wanted to provide Tech with a physical training center for all students, but he died in April, 1950, before seeing the project completed.

The architect for the building was Tech Associates of Atlanta. Structural engineers were Morris, Boehmig and Tindel; electrical engineer was Charles F. Howe; mechanical engineers were Donald F. Lindstrom and Associates; and the general contractor was the Mion Construction Company, Inc., all of Atlanta.

The structure is circular in design with a diameter of 270 feet. Thirty-two steel ribs support the curved dome structure which weighs approximately 862 tons and covers an area of 71,500 square feet. In 1983, the roofing was replaced by two layers of material which easily expands and contracts with changes in temperature and a copper topping at a cost of $270,000.

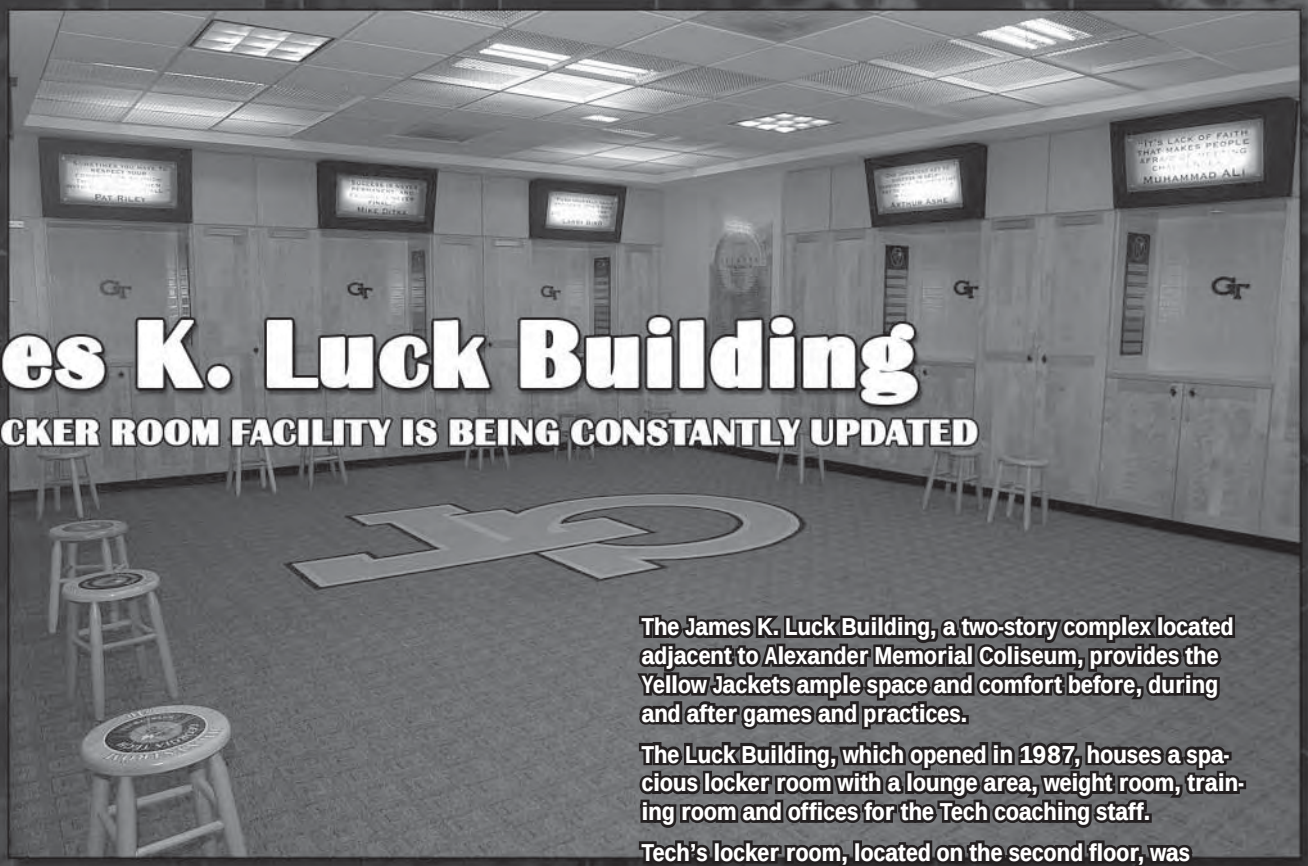

James K. Luck Building

TECH'S LOCKER ROOM FACILITY IS BEING CONSTANTLY UPDATED

The James K. Luck Building, a two-story complex located adjacent to Alexander Memorial Coliseum, provides the Yellow Jackets ample space and comfort before, during and after games and practices.

The Luck Building, which opened in 1987, houses a spacious locker room with a lounge area, weight room, training room and offices for the Tech coaching staff.

Tech's locker room, located on the second floor, was recently renovated and redecorated, maintaining one of the nation's premier facilities. The first floor houses the dressing room for Tech's women.

The NBA's Atlanta Hawks also used the facility when they played a portion of their schedule at Alexander Memorial Coliseum during the 1997-98 and 1998-99 seasons.

Georgia Tech's Class of 1961 led the building efforts in conjunction with the celebration of its 25th anniversary. Tech contributed $100,000 to the Luck Building, which cost a little more than $1 million initially.

The building is named after Jim Luck, the late Georgia Tech assistant director of athletics who originally spearheaded the construction of the facility. Luck, a Tech graduate and a member of the Institute's Sports Hall of Fame, was an assistant football coach for 22 year and served as head baseball coach for 20 years before spending the finals years of his Tech career in athletic administration.


The
Year
Ahead
Aaron's
Aaron's
DELTA
Georgia Tech Basketball 2008-09

Georgia Tech At-A-Glance

Yellow Jackets on the Air

Georgia Tech/ISP Sports Radio Network

"Sports Radio 790 The Zone" (WQXI-AM) is the Atlanta flagship station for Georgia Tech basketball. FM coverage of the Yellow Jackets in the metro area is also available on WREK-FM (91.1) and WTSH-FM (107.1).

Wes Durham is in his 14th year as the play-by-play "Voice of the the Yellow Jackets." A four-time Georgia Sportscaster of the Year, Durham also serves as Tech's Director of Broadcasting and is in his fourth season of the play-by-play voice of the Atlanta Falcons.

WXIA-TV (11Alive) sports personality Randy Waters returns for his 15th season on the network. Waters, an Ohio native, has been in the Atlanta area more than 20 years and has been honored several times with local and regional Emmy awards.

Nathan Ealy is the network host of Tech basketball, and he keeps fans updated on news, scores and action from around the ACC and nation.

Game engineer and producer Miller Pope, in his 13th season, is a long-time fixture of the network, having worked games in the 1980's with Brad Nessler and Al Ciraldo.

Paul Hewitt Call-In Show

Head coach Paul Hewitt's weekly radio call-in show begins in December and will air on Thursday from 7-8 p.m. most weeks. The program is broadcast live from the Fox Sports Grill in Atlantic Station. It airs on "790 The Zone" and other affiliates statewide.

Georgia Tech Sports Today with Paul Hewitt

Georgia Tech Sports Today with Paul Hewitt is co-hosted by Wes Durham and airs in Atlanta on WATL-TV (Ch. 36) each Saturday morning during the season. The half-hour show is available regionally on SportSouth and CSS, along with stations and cable systems throughout Georgia and the southeast. Check local listings for the exact time.

Media Guide Credits

Copies of the 2008-09 Georgia Tech Basketball Media Guide may be purchased for $20 by mail through the Sports Information Office, 150 Bobby Dodd Way, Atlanta, GA, 30332.

Editor/Interior design: Mike Stamus, Associate Director of Communications

Contributors: Dean Buchan, Wes Durham, Cheryl Watts, Dan Goldberger, Seth Gerard, Institute Communications

Photography: Action photography by Stanley Leary, Sam Morgan, Jason Ossey, Rob Skinner. Photos of Tech alumni in the NBA courtesy of NBA Photos. Others by Pixel This Photographic Creations, Mike Stamus.

Cover design: Summit Athletics of Charlotte, N.C.

Printing: Bennett Graphics of Tucker, Ga.

Just Georgia Tech, Please

The Georgia Institute of Technology is the official title, but Georgia Tech will work fine, or just Tech (unless you're in Virginia or Texas). We would appreciate it if you would use our name in those ways. Georgia Tech University is incorrect. Thank you.

2008-09 Schedule

Date	Day	Opponent	TV	Time
Nov. 7	Fri.	LE MOYNE (exhibition)	-	7:30 p.m.
Nov. 14	Fri.	WINSTON-SALEM STATE	-	8:30 p.m.
Nov. 22	Sat.	at Mercer	FSNS	1 p.m.
Nov. 25	Tue.	ARKANSAS-PINE BLUFF	-	7:30 p.m.
Nov. 28	Fri.	JACKSONVILLE	-	7:30 p.m.
Dec. 3	Wed.	PENN STATE (ACC/Big Ten Challenge)	ESPN2	7:30 p.m.
Dec. 6	Sat.	VANDERBILT	FSNS/NESN	2 p.m.
Dec. 14	Sun.	ILLINOIS-CHICAGO	-	2 p.m.
Dec. 17	Wed.	GEORGIA STATE	-	7:30 p.m.
Dec. 20	Sat.	at Pepperdine	-	5 p.m.
Dec. 22	Mon.	at Southern California	FSN	10:30 p.m.
Dec. 28	Sun.	VIRGINIA	FSN	5:30 p.m.
Dec. 30	Tue.	TENNESSEE STATE	-	8:30 p.m.
Jan. 3	Sat.	at Alabama	FSNS/Sun	3 p.m.
Jan. 6	Tue.	GEORGIA	FSNS/NESN	7 p.m.
Jan. 10	Sat.	at Maryland	Raycom*	12 noon
Jan. 14	Wed.	DUKE	ESPN	7 p.m.
Jan. 17	Sat.	at NC State	Raycom*	12 noon
Jan. 20	Tue.	BOSTON COLLEGE	RSN	7 p.m.
Jan. 25	Sun.	at Clemson	FSN	7:45 p.m.
Jan. 31	Sat.	WAKE FOREST	Raycom	12 noon
Feb. 5	Thu.	at Florida State	ESPNU	7 p.m.
Feb. 8	Sun.	MARYLAND	FSN	7:30 p.m.
Feb. 11	Wed.	at Virginia Tech	ESPNU	7 p.m.
Feb. 14	Sat.	NC STATE	Raycom	1:30 p.m.
Feb. 18	Wed.	at Wake Forest	-	7:30 p.m.
Feb. 22	Sun.	CLEMSON	Raycom	1 p.m.
Feb. 28	Sat.	at North Carolina	CBS	12 noon
Mar. 4	Wed.	MIAMI	-	7:30 p.m.
Mar. 7	Sat.	at Boston College	Raycom*	12 noon
Mar. 12-15	Thu.-Sun.	ACC Tournament (Atlanta, Ga.)	Raycom/ESPN	

All times EASTERN

Home games (in ALL CAPS) at Alexander Memorial Coliseum

TV designations: Raycom – Raycom ACC regional syndication network (check local listings for station, *denotes split broadcast with other ACC game); FSN – Fox Sports Net (national); FSNS – FSN South; Sun – Sun Sports (Fla.); NESN – New England Sports Network; RSN – ACC regional cable network including FSN South, Comcast SportsNet, Sun Sports, FSN Florida and New England Sports Network

Georgia Tech Quick Facts

Official Name:
Georgia Institute of Technology

Location: Atlanta, Ga.

Enrollment: 19,393

Founded: 1885

Colors: Old Gold and White

Nickname: Yellow Jackets, Rambling Wreck

Mascot: Buzz (Yellow Jacket)

Conference: Atlantic Coast (ACC)

Arena: Alexander Memorial Coliseum, Bobby Cremins Court (cap. 9,191)

President: Dr. Gary Schuster

Director of Athletics: Dan Radakovich

Faculty Representative for Athletics:
Dr. Daniel Schrage

Head Coach:
Paul Hewitt (St. John Fisher '85)
Record: 208-139 (11th season)
At Tech: 142-112 (8th season)
vs. the ACC: 58-70
NCAA Tournament: 6-5

Assistant Coaches:
John O'Connor (Penn State '83)
Charlton Young (Ga. Southern '94)
Peter Zaharis (New York Univ. '87)

Director of Operations:
Willie Reese (Georgia Tech '89)

Athletic Trainer: Richard Stewart

Official website: Ramblinwreck.com

Tickets: 888-TECH-TIX

Basketball History

92nd season:
1st game, Feb. 17, 1906 vs. Auburn

All-time Record: 1,204-1,054

NCAA Appearances (15):
1960, 1985, 1986, 1987, 1988, 1989, 1990, 1991, 1992, 1993, 1996, 2001, 2004, 2005, 2007

Final Fours (2): 1990, 2004

NIT Appearances (7):
1970, 1971, 1984, 1994, 1998, 1999, 2003

ACC Championships (3):
1985, 1990, 1993

ACC Regular Season Titles (2):
1985 (tie), 1996

All-Time ACC Record:
192-247 (1980-present)

SEC Championships (1): 1938

At Alexander Memorial Coliseum:
52nd season, 523-179

Staff Directory

Administration

Dan Radakovich, Director of Athletics	404-894-5411
Dan Schrage, Faculty Representative for Athletics	404-894-6257
Paul Griffin, Senior Associate Director of Athletics	404-894-3780
Wayne Hogan, Associate AD/Public Relations	404-894-6265
Jack Thompson, Associate AD/Development	404-894-5427
Jim Hall, Associate AD/Development	404-894-8219
Frank Hardymon, Associate AD/Chief Financial Offier	404-894-8129
Mollie Simmons Mayfield, Associate AD/Chief Financial Officer	404-385-0956
Theresa Wenzel, Associate AD/Senior Woman Administrator	404-894-4462
Phyllis LaBaw, Associate AD/Academic Services	404-894-4433
Scott McLaren, Assistant AD/Ticketing and Sales	404-894-5447
Paul Parker, Assistant AD/Compliance	404-894-8792
Dean Buchan, Assistant AD/Communications	404-894-5445
Lucius Sanford, Executive for the Letterwinners Association	404-894-8865
Wes Durham, Director of Broadcasting	404-385-0594
Eric Ciano, Director of Player Development	404-894-3961
Jay Shoop, Director of Sports Medicine	404-894-5461
Jennifer Pierce, Director of Promotions and Events	404-894-4400
Todd McCarthy, Director of Video Operations	404-894-6782

Basketball Office

Paul Hewitt, Head Coach	404-894-5425
Chris Kreider, Admin. Coordinator	404-894-4424
John O'Connor, Assistant Coach	404-894-9739
Charlton Young, Assistant Coach	404-894-9742
Peter Zaharis, Assistant Coach	404-894-8318
Willie Reese, Director of Operations	404-894-9740
Richard Stewart, Athletic Trainer	404-894-2529
Scott McDonald, Strength Coach	404-894-3961
Jon Babul, Academic Advisor	404-385-3631
Mary Brunk, Academic Advisor	404-385-3413

Media Relations Office (direct #, e-mail)

Dean Buchan, dbuchan@athletics.gatech.edu	404-894-6283
Mike Stamus (men's baskerball contact), mstamus@athletics.gatech.edu	404-894-5446
Cheryl Watts, cwatts@athletics.gatech.edu	404-385-2959
Dan Goldberger, dgoldberger@athletics.gatech.edu	404-894-8213
Seth Gerard, sgerard@athletics.gatech.edu	404-894-5467

Other Important Numbers

Ticket Information	888-TECH-TIX
Campus Information	404-894-2000
Edge Athletic Center	404-894-5400
Alexander-Tharpe Fund	404-894-5414
Facilities Office	404-894-5474
Business Office	404-894-5439
Marketing and Sales	404-894-4400
Media Relations	404-894-5445
Sports Medicine	404-894-5460

Media Information

Interview Guidelines

Georgia Tech's practices are closed to the public and the media, but the Yellow Jackets' players and coaches are available to the media on a daily basis after practice, either on the main floor or in the waiting area outside the team's locker room at Alexander Memorial Coliseum. The daily practice schedule varies, so media are asked to notify Mike Stamus whenever you plan to come and conduct post-practice interviews.

TV stations occasionally will be allowed to shoot B-roll during a portion of practices during the course of the season (announcements will be made on this).

Interview requests with players that need to be conducted at other times of the day must be made through the media relations office at least 24 hours in advance. These interviews will be conducted at the media relations office, generally around lunch time, subject to the players' availability and class schedule.

Media are asked not to contact players directly either by phone or e-mail. Every effort will be made to make players available when necessary. Players are off-limits on game days until after the game. Freshmen players are not available for interviews until after Tech's first regular-season game.

Interviews with Coach Hewitt

Media wishing to speak with Coach Hewitt at times other than after practices are asked to set up an appointment in advance through the media relations office. He also is available each week on the ACC Teleconference, and other teleconferences may be scheduled as demand warrants.

Satellite Feeds

Game highlights will be uplinked after all of Tech's non-televised home games. Details for these feeds will be announced on a case-by-case basis.

Releases/Photos via E-mail

All Georgia Tech basketball releases, game notes and media advisories are distributed via e-mail to a list maintained by the media relations office. Media wishing to be added to this list should send a request to Mike Stamus. Photographs are available on request.

Ramblinwreck.com

Georgia Tech's official website, Ramblinwreck.com, is continuously updated with all of Tech's releases, statistics, game notes, biographies and other information. Game notes and bio updates are generally posted at least 24 hours prior to each game, while updated statistics and box scores are posted following each game.

Media Credentials for Home Games

Press credentials are issued to accredited members of the working media only. Working space is limited, and children, spouses and other non-workers will not be granted credentials or access to media areas. Requests for credentials should be made in writing, via e-mail or fax, at least 24 hours in advance of each game to Mike Stamus. These requests are accepted from sports editors and sports directors only. Credentials can be mailed if time permits. Those not mailed will be left at the Will Call window at Gate 1, on the 10th Street side of the arena.

Still photographers and videographers on assignment for a media agency only are granted credentials (no freelancers). Admission to courtside is by floor pass only, and photographer positions are at the discretion of the basketball game officials and the media relations staff.

Post-Game Interviews

Coach Hewitt and the visiting team's head coach will each hold a post-game press conference in the Hyder Room, located adjacent to the media work room, per Atlantic Coast Conference policy.

Players requested by the media will be brought to the basketball weight room, adjacent to the Tech dressing room, for their interviews following Coach Hewitt's post-game press conference. The immediate locker room, lounge, showers and training room are off-limits to everyone but players and coaches.

ACC Coaches' Weekly Teleconference

The 12 ACC head basketball coaches will be featured on nine Monday teleconferences during the 2008-09 season. The season's first teleconference will take place on Monday. January 5, 2009, and continue through Monday, March 9. Each coach will have 10 minutes to make an opening statement and answer questions. There will be an instant replay of each teleconference on the Conference's internet site TheACC.com each Monday afternoon.

Dino Gaudio, Wake Forest	12:20
Seth Greenberg, Virginia Tech	12:10
Dave Leitao, Virginia	12:00
Sidney Lowe, NC State	11:50
Roy Williams, North Carolina	11:40
Frank Haith, Miami	11:30
Gary Williams, Maryland	11:20
Paul Hewitt, Georgia Tech	11:10
Leonard Hamilton, Florida State	11:00
Mike Krzyzewski, Duke	10:50
Oliver Purnell, Clemson	10:40
Al Skinner, Boston College	10:30

TheACC.com

ACC basketball information is updated daily... standings, statistics, notes and more – including a daily ACCtion page which serves as a round up of the previous day's games. The site is home to replays of the weekly ACC basketball coaches teleconferences, updated on Monday afternoons following each call during the season. Other highlights include ACC Basketball Tournament Central and the site's columns, special articles and video features. Links to all 12 ACC schools are also available.

TheACC.com's ever-growing media services section is a central location for key items of special interest to the media. It is the home to ACC championship logos and coach and player headshots for select sports. The section is the home to credential information for all ACC Championships and a media-simplified list of ACC links.

To access the media services section, log on to theACC.com and click on the media services link under ACC Links on the left-hand navigation bar. Contact the ACC Media Relations Office for logon information.

Georgia Tech Media Relations

Phone: 404-894-5445

Fax: 404-894-1248

Mailing/Shipping Address
150 Bobby Dodd Way
Atlanta, GA 30332-0455

Press Row Phone
404-894-5458

Official Athletics Website
Ramblinwreck.com

Dean Buchan
Assistant Athletic Director for Media Relations
dbuchan@athletics.gatech.edu
cell: 404-295-8703

Mike Stamus
Men's Basketball Contact
mstamus@athletics.gatech.edu
cell: 404-218-9723

ACC Media Relations

Phone: 336-851-6062

Fax: 336-547-6261

Brian Morrison, Director
bmorrison@theacc.org

Lindsey Rogers, Assoc. Dir.
lrogers@theacc.org

Steve Phillips, Asst. Dir.
sphillips@theacc.org

Barb Dery,
Administrative Assistant
bdery@theacc.org

Mailing Address
4512 Weybridge Lane
P.O. Drawer ACC
Greensboro, NC
27417-6724

Official Website
TheACC.com

Opponent Media Relations Contacts

Alabama	**rolltide.com**
Phone: 205-348- 6084	Becky Hopf
Fax: 205-348- 8841	bhopf@ia.ua.edu
Arkansas-Pine Bluff	**uapblionsroar.com**
Phone: 870-575-7174	Tim Munn
Fax: 870-575-7881	munnt@uapb.edu
Boston College	**bceagles.com**
Phone: 617-552-3004	Dick Kelley
Fax: 617-552-4903	kelleyri@bc.edu
Clemson	**clemsontigers.com**
Phone: 864-656-2114	Philip Sikes
Fax: 864-656-0299	philips@clemson.edu
Duke	**goduke.com**
Phone: 919-684-2633	Matt Plizga
Fax: 919-684-2489	plizga@duaa.duke.edu
Florida State	**seminoles.com**
Phone: 850-644-1077	Chuck Walsh
Fax: 850-644-3820	cwalsh@mailer.fsu.edu
Georgia	**georgiadogs.com**
Phone: 706-542-1621	Tim Hix
Fax: 706-542-9339	thix@sports.uga.edu
Georgia State	**georgiastatesports.com**
Phone: 404-413-4032	Allison George
Fax: 404-651-3204	ageorge@gsu.edu
Illinois-Chicago	**uicflames.com**
Phone: 312-996-5880	John Jaramillo
Fax: 312-996-8349	jjar@uic.edu
Jacksonville	**judolphins.com**
Phone: 904-256-7409	Joel Lamp
Fax: 904-256-7424	jlamp@ju.edu
Maryland	**umterps.com**
Phone: 301-314-8052	Jason Yaman
Fax: 301-314-9094	jyaman@umd.edu
Mercer	**mercerbears.com**
Phone: 478-301-2735	Randy Jones
Fax: 478-3015350	jones_p@mercer.edu
Miami	**hurricanesports.com**
Phone: 305-284-3236	Margaret Belch
Fax: 305-284-2807	mbelch@miami.edu
North Carolina	**tarheelblue.com**
Phone: 919-962-2123	Steve Kirschner
Fax: 919-962-0612	skirschner@uncaa.unc.edu
NC State	**gopack.com**
Phone: 919-515-2102	Brian Reinhardt
Fax: 919-515-2898	brian_reinhardt@ncsu.edu
Penn State	**gopsusports.com**
Phone: 814-865-1757	Brian Siegrist
Fax: 814-863-3165	tbs1@psu.edu
Pepperdine	**pepperdinesports.com**
Phone: (310) 506-4455	Roger Horne
Fax: (310) 506-4322	roger.horne@pepperdine.edu
Southern California	**usctrojans.com**
Phone: 213-740-3806	David Tuttle
Fax: 213-740-7584	davidtut@usc.edu
Tennessee State	**tsutigers.com**
Phone: 615-963-5674	Wallace Dooley
Fax: 615-963-5895	wdooley@tnstate.edu
Vanderbilt	**vucommodores.com**
Phone: 615-343-1847	Andy Boggs
Fax: 615-343-7064	andy.boggs@vanderbilt.edu
Virginia	**virginiasports.com**
Phone: 434-982-5500	Rich Murray
Fax: 434-982-5525	rjm4e@virginia.edu
Virginia Tech	**hokiesports.com**
Phone: 540-231-6726	Bill Dyer
Fax: 540-231-6984	wdyer@vt.edu
Wake Forest	**wakeforestsports.com**
Phone: 336-758-5640	Steve Shutt
Fax: 336-758-5140	shuttsj@wfu.edu
Winston-Salem State	**wssurams.com**
Phone: 336-750-2143	Chris Zona
Fax: 336-750-2144	zonac@wssu.edu

1. Alexander Memorial Coliseum
2. Gate 1 (media will call)
3. Coliseum media/player entrance
4. O'Keefe Lot (media parking)
5. O'Keefe Gym
6. Bill Moore Tennis Center
7. George Griffin Track
8. Rose Bowl Field
9. Russ Chandler Stadium
10. Peters Parking Deck
11. Edge Center
12. Bobby Dodd Stadium
13. Bobby Dodd Stadium media entrance (gate 4)
14. Management parking deck
15. Atlantic Street parking deck
16. Centergy parking deck
17. Georgia Tech Hotel & Conference Center

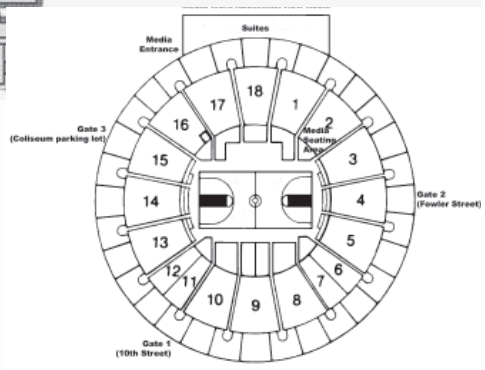

Directions To Alexander Memorial Coliseum

Going South on I-75: Exit at Northside Drive (exit 252), turn right on Northside Drive, then left on 10th St. If your press parking is in the Turner Deck, take the last left just before the Coliseum. If your press parking is in the North Deck on Atlantic Drive, turn right at the light onto Atlantic Drive.

Going South on I-85: Exit at 17th St. (exit 84), and turn right onto 17th St. Follow to Northside Drive and turn left, then left onto 10th St. If your press parking is in the Turner Deck, take the last left just before the Coliseum. If your press parking is in the North Deck on Atlantic Drive, turn right at the light onto Atlantic Drive.

Going North on I-75/85: Take the 10th Street exit. Turn left on 10th Street and after you cross the bridge, the Coliseum will be on your left. Just past the Coliseum, turn left at Fowler Street (first traffic light). If your press parking is in the Turner Deck, take the first right just after the Coliseum. If your press parking is in the North Deck on Atlantic Drive, continue to the next stop light and turn left onto Atlantic Drive.

Directions To the Edge Center

Going South on I-75/85: Take the North Avenue exit. Turn right on North Avenue. Turn right on Techwood Drive at Bobby Dodd Stadium (first traffic light). The Edge Center is on the left at the next intersection, which is Bobby Dodd Way.

Going North on I-75/85: Take the Spring Street exit. Cross Spring Street and turn left on West Peachtree Street. Turn left on North Avenue (two blocks) and follow North Avenue over the interstate. Turn right on Techwood Drive at Bobby Dodd Stadium. The Edge Center is on the left at the next intersection, which is Bobby Dodd Way.

ACC Composite Schedule

Monday, November 10
Presbyterian at Duke ..... ESPNU 7:00

Tuesday, November 11
Duke in Coaches vs. Cancer ..... ESPNU 9:00
Cameron Indoor Stadium, Durham, N.C.

Friday, November 14
North Carolina Central at Wake Forest 7:00
Bucknell at Maryland 8:00
Gardner-Webb at Virginia Tech 8:00
Winston Salem State at Georgia Tech 8:30
Central Connecticut State at Boston College ..... TBA
Clemson vs. Hofstra ..... CSS 9:30
Palmetto Classic, Charleston, S.C.

Saturday, November 15
Penn at North Carolina ..... FSNS/NESN 4:00
Florida State at Jacksonville ..... SUN 7:00
NC State at New Orleans 7:00
Florida Southern at Miami 7:30
Clemson in Palmetto Classic ..... CSS ..... TBA
Charleston, S.C.

Sunday, November 16
VMI at Virginia ..... CSN 4:00
Rhode Island at Duke ..... ESPNU 4:30
Clemson in Palmetto Classic ..... CSS ..... TBA
Charleston, S.C.

Monday, November 17
Loyola-Md. vs. Boston College ..... ESPNU 7:00
Pre-Season NIT
Mount St. Mary's at Virginia Tech ..... CSN 8:00

Tuesday, November 18
Florida State at LaSalle 7:00
Boston College in Pre-Season NIT ..... ESPN2 ..... 7:30
Youngstown State at Maryland 8:00
Kentucky at North Carolina ..... ESPN 9:00

Wednesday, November 19
South Florida at Virginia 7:00
UNC-Wilmington at Wake Forest 7:00
Wofford at Clemson 7:30

Thursday, November 20
Virginia Tech in Puerto Rico Tip-off Classic ..... ESPNU .am 11:00
San Juan, Puerto Rico
Duke in Coaches vs. Cancer ..... ESPN2 ..... 7:00
Madison Square Garden, New York, N.Y.
Stetson at Florida State ..... FSN-FL 8:00

Friday, November 21
Radford at Virginia 7:00
Duke in Coaches vs. Cancer ..... ESPN2 ..... 7:00
Madison Square Garden, New York, N.Y.
Vermont at Maryland ..... CSN 8:00
North Carolina at UC-Santa Barbara ..... ESPNU 10:00
Miami vs. Southern Miss 1:00
Paradise Jam, St. Thomas, Virgin Islands

Saturday, November 22
Boston College at Saint Louis 1:00
Georgia Tech at Mercer 6:30
Coastal Carolina at Florida State ..... FSN-FL 7:00
Clemson at UNC-Charlotte 7:00
High Point at NC State ..... TBA
Miami in Paradise Jam ..... TBA
St. Thomas, Virgin Islands
Virginia Tech in Puerto Rico Tip-off Classic ..... TBA
San Juan, Puerto Rico

Sunday, November 23
Montana at Duke ..... FSNS/NESN 1:00
Miami in Paradise Jam ..... TBA
St. Thomas, Virgin Islands
Virginia Tech in Puerto Rico Tip-off Classic ..... ESPN2 or ESPNU ..... TBA
San Juan, Puerto Rico

Monday, November 24
Western Illinois at Florida State 7:00
Winston Salem State at Wake Forest 8:00
North Carolina vs. Chaminade ..... ESPNU 9:30
Maui Invitational, Maui, Hawaii
Miami in Paradise Jam ..... TBA
St. Thomas, Virgin Islands

Tuesday, November 25
Winthrop at NC State 7:00
Liberty at Virginia 7:00
Arkansas-Pine Bluff at Georgia Tech 7:30
Savannah State at Clemson 7:30
North Carolina in EA Sports Maui Invitational ..... ESPN or ESPN2 ..... TBA
Maui Invitational, Maui, Hawaii

Wednesday, November 26
Elon at Virginia Tech 7:00
North Carolina in EA Sports Maui Invitational ..... ESPN or ESPN2 ..... TBA
Maui Invitational, Maui, Hawaii
Boston College in Pre-Season NIT ..... TBA

Thursday, November 27
CSU-Fullerton vs. Wake Forest ..... ESPN2 ..... 4:30
Maryland vs. Michigan State ..... ESPN2 ..... 7:00
Old Spice Classic, Orlando, Florida
Wake Forest vs. CSU-Fullerton in Anaheim Classic ..... ESPN2 ..... 4:30
Anaheim, Calif.

Friday, November 28
Duquesne at Duke ..... ESPN 3:00
Virginia at Syracuse 7:00
Jacksonville at Georgia Tech 7:30
Presbyterian at Clemson 7:30
Florida State vs. Cincinnati 10:30
Las Vegas Invitational, Las Vegas, Nev.
Boston College in Pre-Season NIT ..... TBA
Wake Forest in Anaheim Classic ..... ESPNU ..... TBA
Anaheim, Calif.
Maryland in Old Spice Classic ..... ESPN or ESPN ..... TBA
Orlando, Florida

Saturday, November 29
Stetson at Miami 1:00
Florida State in Las Vegas Tournament 8:00
Las Vegas Invitational, Las Vegas, Nev.

Sunday, November 30
UNC-Greensboro at NC State 2:00
UNC-Asheville at North Carolina ..... FSN 6:30
Wake Forest in Anaheim Classic ..... ESPN2 or ESPNU ..... TBA
Anaheim, Calif.
Maryland in Old Spice Classic ..... ESPN2 or ESPNU ..... TBA
Orlando, Florida

Monday, December 1
Wisconsin at Virginia Tech (ACC-Big Ten Challenge) ..... ESPN2 ..... 7:00

Tuesday, December 2
Iowa at Boston College (ACC-Big Ten Challenge) ..... ESPNU 7:00
Ohio State at Miami (ACC-Big Ten Challenge) ..... ESPN 7:00
Clemson at Illinois (ACC-Big Ten Challenge) ..... ESPN2 ..... 7:30
Duke at Purdue (ACC-Big Ten Challenge) ..... ESPN 9:00
Virginia at Minnesota (ACC-Big Ten Challenge) ..... ESPN2 ..... 9:30

Wednesday, December 3
Indiana at Wake Forest (ACC-Big Ten Challenge) ..... ESPN 7:15
Penn State at Georgia Tech (ACC-Big Ten Challenge) ..... ESPN2 ..... 7:30
Michigan at Maryland (ACC-Big Ten Challenge) ..... ESPNU 7:30
North Carolina at Michigan St. (ACC-Big Ten Challenge) ..... ESPN 9:15
Ford Field, Detroit, Michigan
Florida State at Northwestern (ACC-Big Ten Challenge) ..... ESPN2 ..... 9:30

Saturday, December 6
NC State at Davidson ..... FSNS/NESN 12:00
Bobcats Arena, Charlotte, N.C.
Vanderbilt at Georgia Tech ..... FSNS/NESN 2:00
Bucknell at Wake Forest 2:00
Duke at Michigan ..... ESPN 3:30
Miami at Kentucky ..... ESPN 5:30
Boston College at Massachusetts 8:30

Sunday, December 7
Liberty at Clemson 3:00
Florida at Florida State ..... FSN 6/8
Maryland vs. George Washington ..... TBA
Verizon Center, Washington, D.C.
Virginia Tech vs. Navy ..... TBA
Verizon Center, Washington, D.C.

Tuesday, December 9
Virginia Tech at Georgia ..... RSN 7:00

Wednesday, December 10
Bryant at Boston College 7:00

Friday, December 12
Florida International at Miami 7:30
Delaware State at Maryland ..... CSN 8:00

Saturday, December 13
Winston Salem State at NC State 2:00
South Carolina State at Clemson 4:00
Florida State at Georgia State 4:00
Oral Roberts at North Carolina ..... ESPN2 ..... 6:00

Sunday, December 14
USC Upstate at Boston College 1:00
Robert Morris at Miami 1:00
Illinois-Chicago at Georgia Tech 2:00
Longwood at Virginia Tech 2:00
Wright State at Wake Forest ..... FSN 4:00

Tuesday, December 16
Tennessee Tech at Florida State ..... FSN-FL 7:00
North Florida at Clemson 7:30

Wednesday, December 17
East Carolina at NC State 7:00
Longwood at Virginia 7:00
UNC-Asheville at Duke ..... ESPN2 ..... 7:30
Georgia State at Georgia Tech 7:30

Thursday, December 18
Charleston Southern at Florida State ..... FSN-FL 7:00
Evansville at North Carolina ..... ESPN 7:00

Friday, December 19
Wake Forest at Richmond ..... ESPNU ..... TBA

Saturday, December 20
North Carolina vs. Valparaiso ..... ESPNU 2:00
United Center, Chicago, Illinois
Lipscomb at NC State 2:00
Duke vs. Xavier ..... CBS 2:00
The Meadowlands, East Rutherford, N.J.
Providence at Boston College ..... NESN 4:00
Auburn at Virginia ..... FSNS/CSN 4:00
Virginia Tech in Holiday Festival ..... TBA
Madison Square Garden, New York, N.Y.
Georgia Tech at Pepperdine ..... TBA

Sunday, December 21
Pittsburgh at Florida State ..... FSN 5:30
Clemson at Miami ..... FSN 7:45
Virginia Tech in Holiday Festival ..... TBA
Madison Square Garden, New York, N.Y.

Monday, December 22
Marquette at NC State ..... ESPNU 7:00
American at Maryland ..... CSN 7:30
Wake Forest at East Carolina ..... CBS-CS 8:00
Georgia Tech at Southern California ..... FSN 10:30

Tuesday, December 23
Maine at Boston College 1:00
Hampton at Virginia 7:00

Saturday, December 27
Bryant at Maryland 2:00
Miami at St. John's 12:00

Sunday, December 28
Florida State vs. Western Kentucky ..... FSN-FL 4:00
BankAtlantic Center, Sunrise, Fla.
Virginia at Georgia Tech ..... FSN 5:30

Sunday, December 28
Rutgers at North Carolina ..... FSN 7:45

Monday, December 29
Loyola-Md. at NC State 7:00
San Francisco at Boston College 7:00
Virginia Tech at Charleston Southern ..... FSNS/CSN 7:00
North Charleston Coliseum, Charleston, S.C.

Tuesday, December 30
Clemson at South Carolina ..... FSNS/FSN-FL 7:00
Radford at Wake Forest 7:00
Elon at Maryland 8:00
Tennessee State at Georgia Tech 8:30

Wednesday, December 31
Sacred Heart at Boston College 2:00
North Florida at Miami ..... FSN-FL 2:00
Towson at NC State 2:00
Loyola-Md. at Duke ..... ESPN2 ..... 4:00
North Carolina at Nevada-Reno ..... ESPN2 ..... 10:00

Saturday, January 3
North Carolina Central at Miami ..... Sun Sports 1:00
Texas A&M-Corpus Christi at Florida State 2:00
Xavier at Virginia ..... CSN 2:00
Georgia Tech at Alabama ..... FSNS/Sun Sports 3:00
UNC-Charlotte at Maryland ..... CSN 4:00
NC State at Florida ..... CBS 4:00
Wake Forest at Brigham Young 8:00
East Carolina at Clemson ..... TBA

Sunday, January 4
Boston College at North Carolina ..... FSN 5:30
Virginia Tech at Duke ..... FSN 7:45

Monday, January 5
Florida Atlantic at Miami ..... FSN-FL 7:00

Tuesday, January 6
Georgia at Georgia Tech ..... FSNS/NESN 7:00
Brown at Virginia ..... FSNS 7:00
Alabama at Clemson ..... FSNS/NESN 9:00

Wednesday, January 7
Harvard at Boston College 7:00
Davidson at Duke ..... ESPN 7:00
Morgan State at Maryland ..... CSN 8:00
College of Charleston at North Carolina ..... FSNS/NESN 9:00

Saturday, January 10

NC State at Clemson	*Raycom	12:00
Georgia Tech at Maryland	*Raycom	12:00
Duke at Florida State	ESPN	2:00
Virginia at Virginia Tech	RSN	4:00
Miami at Boston College	ESPNU	7:00

Sunday, January 11

North Carolina at Wake Forest	FSN	8:00

Tuesday, January 13

Florida State at NC State	ESPNU	7:00

Wednesday, January 14

Duke at Georgia Tech	ESPN	7:00
Richmond at Virginia Tech		7:00
Wake Forest at Boston College	*Raycom	9:00
Maryland at Miami	*Raycom	9:00

Thursday, January 15

North Carolina at Virginia	ESPN/ESPN2	9:00

Saturday, January 17

Maryland at Florida State	*Raycom	12:00
Georgia Tech at NC State	*Raycom	12:00
Georgetown at Duke	CBS	1:30
Wake Forest at Clemson	ABC	3:30
Boston College at Virginia Tech	ESPNU	4:00
Miami at North Carolina	ESPN	9:00

Tuesday, January 20

Boston College at Georgia Tech	RSN	7:00
NC State at Duke	*Raycom/ESPN2	8:00
Virginia at Maryland	*Raycom	8:00

Wednesday, January 21

Virginia Tech at Wake Forest	ESPN2	7:00
Florida State at Miami		7:30
Clemson at North Carolina	ESPN	9:00

Saturday, January 24

Maryland at Duke	ESPN	12:00
NC State at Boston College	Raycom	2:00
Florida State at Virginia	RSN	4:00

Sunday, January 25

Virginia Tech at Miami	FSN	5:30
Georgia Tech at Clemson	FSN	7:45

Tuesday, January 27

Miami at NC State	ESPNU	7:00
Boston College at Maryland	ESPN2	7:30

Wednesday, January 28

Duke at Wake Forest	ESPN	7:00
North Carolina at Florida State	Raycom	9:00

Thursday, January 29

Clemson at Virginia Tech	ESPN or ESPN2	7:00

Saturday, January 31

Wake Forest at Georgia Tech	Raycom	12:00
North Carolina at NC State	ABC	3:30
Virginia Tech at Boston College	*Raycom	8:00
Miami at Maryland	*Raycom	8:00

Sunday, February 1

Virginia at Duke	FSN	2:00

Tuesday, February 3

North Carolina Central at NC State	FSN-FL	7:00
Maryland at North Carolina	Raycom/ESPN2	8:00

Wednesday, February 4

Boston College at Virginia	ESPNU	7:00
Wake Forest at Miami	ESPN2	7:30
Duke at Clemson	ESPN	9:00

Thursday, February 5

Georgia Tech at Florida State	ESPNU	7:00

Saturday, February 7

Miami at Duke	Raycom	1:30
Virginia at North Carolina	Raycom	4:00
Florida State at Clemson	RSN	7:00

Sunday, February 8

NC State at Virginia Tech	Raycom	1:30
Boston College at Wake Forest	Raycom	4:00
Maryland at Georgia Tech	FSN	7:30

Tuesday, February 10

Virginia at Florida State	RSN	7:00
Clemson at Boston College	RSN	9:00

Wednesday, February 11

Wake Forest at NC State		7:00
Georgia Tech at Virginia Tech	ESPNU	7:00
North Carolina at Duke	Raycom/ESPN	9:00

Saturday, February 14

NC State at Georgia Tech	Raycom	1:30
Virginia Tech at Maryland	*Raycom	4:00
Florida State at Wake Forest	*Raycom	4:00

Sunday, February 15

Clemson at Virginia	Raycom	1:00
Duke at Boston College	FSN	5:30
North Carolina at Miami	FSN	7:45

Tuesday, February 17

Maryland at Clemson	ESPN2	7:30

Wednesday, February 18

Miami at Florida State	ESPNU	7:00
Georgia Tech at Wake Forest		7:30
NC State at North Carolina	*Raycom	8:00
Virginia Tech at Virginia	*Raycom	8:00

Thursday, February 19

Duke at St. John's	ESPN	7:00
Madison Square Garden, New York, N.Y.		

Saturday, February 21

Boston College at Miami	RSN	12:00
Virginia at NC State	Raycom	1:00
North Carolina at Maryland	ABC	3:30
Florida State at Virginia Tech	RSN	8:00

Sunday, February 22

Clemson at Georgia Tech	Raycom	1:00
Wake Forest at Duke	FSN	7:45

Tuesday, February 24

Florida State at Boston College	ESPN2	9:00

Wednesday, February 25

Virginia Tech at Clemson	ESPN2	7:30
Duke at Maryland	ESPN	9:00

Thursday, February 26

Miami at Virginia	*Raycom	8:00
NC State at Wake Forest	*Raycom	8:00

Saturday, February 28

Georgia Tech at North Carolina	CBS	12:00
Clemson at Florida State	*Raycom	2:00
Wake Forest at Virginia	*Raycom	2:00
Duke at Virginia Tech	ABC	3:30

Sunday, March 1

Maryland at NC State	FSN	7:30

Tuesday, March 3

Virginia at Clemson	RSN	7:00
Florida State at Duke	Raycom	8:00
Wake Forest at Maryland	RSN	9:00

Wednesday, March 4

North Carolina at Virginia Tech	ESPN	7:00
Boston College at NC State	ESPNU	7:00
Miami at Georgia Tech		7:30

Saturday, March 7

Georgia Tech at Boston College	*Raycom	12:00
NC State at Miami	*Raycom	12:00
Maryland at Virginia	ABC	3:30

Sunday, March 8

Virginia Tech at Florida State	Raycom	2:00
Duke at North Carolina	CBS	4:00
Clemson at Wake Forest	FSN	6:00

All Times Eastern; *denotes Raycom split

CSN ..... Comcast SportsNet
CSS ..... College Sports South
FSN ..... Fox Sports Net & Affiliates
FSNS ..... Fox Sports Net South
FSN-FL ..... Fox Sports Net Florida
NESN ..... New England Sports Network
Raycom ..... Raycom
RSN ..... Regional Cable Partners comprised of Comcast Sports Net, Fox Sports Net South, Fox Sports Net Florida and the New England Sports Network.

56TH ANNUAL ACC TOURNAMENT
GEORGIA DOME, ATLANTA, GA.

First Round - Thursday, March 12

Game 1 (#8 vs. #9)	Raycom	12:00
Game 2 (#5 vs. #12)	Raycom	2:00
Game 3 (#7 vs. #10)	ESPN2	7:00
Game 4 (#6 vs. #11)	Raycom	9:00

Quarterfinals - Friday, March 13

Game 5 (#1 vs. 8/9 winner)	Raycom/ESPN2	12:00
Game 6 (#4 vs. 5/12 winner)	Raycom/ESPN2	2:00
Game 7 (#2 vs. 7/10 winner)	Raycom/ESPN2	7:00
Game 8 (#3 vs. 6/11 winner)	Raycom/ESPN2	9:00

Semifinals - Saturday, March 14

Game 9 (game 5 & 6 winners)	Raycom/ESPN	1:30
Game 10 (game 7 & 8 winners)	Raycom/ESPN	3:30

Finals - Sunday, March 15

Game 11 (championship game)	Raycom/ESPN	1:00

2009 NCAA MEN'S BASKETBALL CHAMPIONSHIP

First & Second Sites (Selection Sunday: March 16)

Greensboro Coliseum, Greensboro, N.C.	March 19 & 21
Sprint Center, Kansas City, Mo.	March 19 & 21
Wachovia Center, Philadelphia, Pa.	March 19 & 21
Rose Garden, Portland, Ore.	March 19 & 21
Taco Bell Arena, Boise, Idaho	March 20 & 22
UD Arena, Dayton, Ohio	March 20 & 22
American Airlines Arena, Miami, Fla.	March 20 & 22
HHH Metrodome, Minneapolis, Minn.	March 20 & 22

Regional Sites

East
TD Banknorth Arena, Boston, Mass. — March 26 & 28

West
Univ. of Phoenix Stadium, Glendale, Ariz. — March 26 & 28

Midwest
Lucas Oil Stadium, Indianpolis, Ind. — March 27 & 29

South
FedEx Forum, Memphis, Tenn. — March 27 & 29

Final Four
(semi-final times - 6:07 p.m. and 9:18 p.m. ET)
Ford Field, Detroit, Mich. — April 4 & 6
Host: University of Detroit-Mercy

Future Final Fours
2010: April 3 & 5, Lucas Oil Stadium, Indianapolis, Ind.
2011: April 2 & 4, Reliant Stadium, Houston, Texas

Roster At-A-Glance

Numerical

No.	Name	Pos.	Ht.	Wt.	Cl.	Hometown (High School/College)
0	Lewis Clinch***	G	6-3	196	Sr.	Cordele, Ga. (Crisp County)
1	Iman Shumpert	G	6-5	200	Fr.	Oak Park, Ill. (Oak Park-River Forest)
3	Maurice "Moe" Miller*	G	6-2	185	So.	Memphis, Tenn. (Raleigh-Egypt)
4	Nick Foreman	G	6-3	197	Fr.	Bellaire, Texas (Bellaire)
10	Lance Storrs*	G	6-5	220	So.	Decatur, Ga. (Columbia)
12	Bassirou Dieng	F-C	6-9	220	Sr.-R	Dakar, Senegal (St. Francis, Pa.)
13	D'Andre Bell***	G	6-6	220	Sr.	Los Angeles, Calif. (Palisades Charter)
14	Ty Anderson**	G	6-4	200	Jr.	Watkinsville, Ga. (Oconee County)
24	Gary Cage*	G	6-1	190	Sr.	Atlanta, Ga. (Southwest Atlanta Christian Academy)
31	Gani Lawal*	F	6-9	233	So.	Norcross, Ga. (Norcross)
33	Derek Craig	G	6-4	180	Fr.	Spring, Texas (Klein Collins)
34	Brad Sheehan*	C	7-0	233	So.-R	Latham, N.Y. (Shaker)
35	Zachery Peacock**	F	6-8	240	Jr.	Miami, Fla. (Norland)
44	Alade Aminu***	F	6-10	225	Sr.	Stone Mountain, Ga. (Stephenson)

Alphabetical

No.	Name	Pos.	Ht.	Wt.	Cl.	Hometown (High School/College)
44	Alade Aminu***	F	6-10	225	Sr.	Stone Mountain, Ga. (Stephenson)
14	Ty Anderson**	G	6-4	200	Jr.	Watkinsville, Ga. (Oconee County)
13	D'Andre Bell***	G	6-6	220	Sr.	Los Angeles, Calif. (Palisades Charter)
24	Gary Cage*	G	6-1	190	Sr.	Atlanta, Ga. (Southwest Atlanta Christian Academy)
0	Lewis Clinch***	G	6-3	196	Sr.	Cordele, Ga. (Crisp County)
33	Derek Craig	G	6-4	180	Fr.	Spring, Texas (Klein Collins)
12	Bassirou Dieng	F-C	6-9	220	Sr.-R	Dakar, Senegal (St. Francis, Pa.)
4	Nick Foreman	G	6-3	197	Fr.	Bellaire, Texas (Bellaire)
31	Gani Lawal*	F	6-9	233	So.	Norcross, Ga. (Norcross)
3	Maurice "Moe" Miller*	G	6-2	185	So.	Memphis, Tenn. (Raleigh-Egypt)
35	Zachery Peacock**	F	6-8	240	Jr.	Miami, Fla. (Norland)
34	Brad Sheehan*	C	7-0	233	So.-R	Latham, N.Y. (Shaker)
1	Iman Shumpert	G	6-5	200	Fr.	Oak Park, Ill. (Oak Park-River Forest)
10	Lance Storrs*	G	6-5	220	So.	Decatur, Ga. (Columbia)

***Denotes varsity letters earned**

Head Coach: Paul Hewitt, 9h season

Assistant Coaches: John O'Connor, 5h season; Charlton Young, 4thseason; Peter Zaharis, 9h season

Director of Basketball Operations: Willie Reese, 10th season

Athletic Trainer: Richard Stewart

Strength and Conditioning Coach: Scott McDonald

Pronunciations

Alade Aminu
Alade rhymes with holiday, ah-MEE-noo

D'Andre Bell
dee-ON-dray

Bassirou Dieng
BASS-uh-roo
dee-ENG

Gani Lawal
GONN-ee luh-WALL

Brad Sheehan
SHEE-un

Iman Shumpert
ee-MON

By Class

Seniors
Alade Aminu
D'Andre Bell
Gary Cage
Lewis Clinch
Bassirou Dieng

Juniors
Ty Anderson
Zack Peacock

Sophomores
Gani Lawal
Moe Miller
Brad Sheehan (R)
Lance Storrs

Freshmen
Derek Craig
Nick Foreman
Iman Shumpert

By State/Country

Georgia
Anderson (Watkinsville)
Aminu (Stone Mountain)
Clinch (Cordele)
Lawal (Norcross)
Storrs (Decatur)

California
Bell (Los Angeles)

Florida
Peacock (Miami)

Illinois
Shumpert (Oak Park)

New York
Sheehan (Latham)

Senegal
Dieng (Dakar)

Tennessee
Miller (Memphis)

Texas
Craig (Spring)
Foreman (Bellaire)

44 Alade Aminu
F-C • 6-10 • Sr.

14 Ty Anderson
G • 6-4 • Jr.

13 D'Andre Bell
G-F • 6-6 • Sr.



24 Gary Cage
G • 6-1 • Sr.



0 Lewis Clinch
G • 6-3 • Sr.

33 Derek Craig
G • 6-4 • Fr.



12 Bassirou Dieng
F-C • 6-9 • Sr.-R



4 Nick Foreman
G • 6-3 • Fr.



31 Gani Lawal
F • 6-9 • So.



3 Maurice Miller
G • 6-2 • So.



35 Zachery Peacock
F • 6-8 • Jr.

34 Brad Sheehan
C • 7-0 • So.-R

1 Iman Shumpert
G • 6-5 • Fr.

10 Lance Storrs
G • 6-5 • So.

Paul Hewitt
Head Coach

John O'Connor
Assistant Coach

Charlton Young
Assistant Coach

Peter Zaharis
Assistant Coach

Willie Reese
Director of Operations

2008-09 Outlook

Starters Returning

Name	Pos.	Ht.	Wt.	Cl.	PPG	RPG
D'Andre Bell	G	6-6	220	Sr.	6.6	2.1
superior defender on the wing, shot 47.6% from floor						
Gani Lawal	F	6-9	233	So.	7.2	3.5
led Tech in FG% (57.0)						
Maurice "Moe" Miller	G	6-2	185	So.	8.1	2.3
3.3 assists per game; 15.0 ppg, 4.5 apg in ACC Tournament						

Starters Lost

Name	Pos.	Ht.	Wt.	Cl.	PPG	RPG
Anthony Morrow	G	6-5	215	Sr.	14.3	4.1
finished career 19th in points, 3rd in three-pointers at Tech						
Jeremis Smith	F	6-8	236	Sr.	10.5	7.1
finished career 12th in rebounds, 11th in steals at Tech						

Key Letterwinners Returning

Name	Pos.	Ht.	Wt.	Cl.	PPG	RPG
Alade Aminu (7 starts)	F	6-10	225	Sr.	6.0	4.1
4.1 ppg, 3.8 rpg in ACC games; shot 54.4% FG overall						
Lewis Clinch (14 starts)	G	6-3	197	Sr.	9.0	1.9
only 6.1 ppg, 36% FG in ACC games						
Zachery Peacock	F	6-8	240	Jr.	9.9	3.9
double figures in scoring last five games of season						
Brad Sheehan	C	7-0	233	So.-R	0.9	1.2
played only 12 games, three in ACC						
Lance Storrs	G	6-5	220	So.	1.0	0.8
played 25 games, mainly as perimeter defender late in year						

***red-shirted in 2007-08**

Key Letterwinners Lost

Name	Pos.	Ht.	Wt.	Cl.	PPG	RPG
Matt Causey	G	6-0	187	Sr.-R	7.2	1.5
started nine games, Tech's No. 3 scorer in ACC games						
Ra'Sean Dickey*	C	6-10	250	Sr.-R	8.1	5.3
led Tech in FG% (59.6), started 23 games in 2006-07						
Mouhammad Faye	F	6-10	208	So.-R	2.2	1.4
played in five games before transferring						

Roster Additions

Name	Pos.	Ht.	Wt.	Cl.
Bassirou Dieng	F-C	6-9	220	Sr.-R
Dakar, Senegal (transfer from St. Francis, Pa.)				
Iman Shumpert	G	6-5	200	Fr.
Oak Park, Ill. (Oak Park-River Forest High School)				



Georgia Tech may have lost one of its all-time best three-point shooters and one of its all-time best rebounders, but the development of a core group of returning players – starters D'Andre Bell, Moe Miller and Gani Lawal, as well as veteran postman Zack Peacock – has head coach Paul Hewitt feeling optimistic about his Yellow Jackets in 2008-09.

Tech returns nine scholarship letterwinners from last year's 15-17 team, including five players who started seven or more games, and another who started nine games the year before. The Jackets have added one scholarship freshman, a top-30 recruit.

Also playing a role for this year's team, as well as everyone else in men's college basketball, is the shifting of the three-point back a foot to 20 feet, 9 inches. Hewitt is optimistic that the new line will actually enhance Tech's four-out, one-in offensive set and encourage the mid-range offensive games of players like Jacket senior D'Andre Bell.

Bell, Miller and Peacock all demonstrated significant improvement from the beginning of last season to the end, while Lawal showed signs of being an excellent low-post scoring threat and shot blocker.

Bell, a 6-6 senior from Los Angeles, and Miller, a 6-2 sophomore from Memphis, Tenn., return to anchor Tech's perimeter. Both players became full-time starters in early January last season, Miller for his passing ability and pull-up jumper, Bell for his all-out hustle and defensive work.

Not known as a scorer, but possessing a smooth mid-range jump shot that produced some key baskets for the Yellow Jackets at times, Bell was able to lock down several of the ACC's top scorers last year while averaging 6.6 points per game and hitting 47.6 percent of his shots from the floor.

Miller took over at point guard Jan. 12 and started 17 of Tech's last 18 games (Senior Day excepted). Becoming steadier as he went, Miller finished the year averaging 9.1 points and 3.6 assists while hitting 41.9 percent from three-point range over that stretch. He averaged 15 points and 4.5 assists in



Tech's two ACC Tournament games, hitting 6-of-9 from three-point range.

"Moe's overall confidence grew, his conditioning got better," said Hewitt, who enters his ninth year on the Flats. "Early in the year he struggled with his conditioning, and then having the hip injury at the Virgin Islands when he missed those three games, set him back a little bit. But when he returned, both from a physical and a conditioning standpoint, he started to improve rapidly."

They will be joined on the perimeter by Lewis Clinch, a 6-3 senior from Cordele, Ga., Lance Storrs, a 6-5 sophomore from Decatur, Ga., and Iman Shumpert, a 6-5 freshman from Oak Park, Ill., in suburban Chicago.

Clinch, who started out his sophomore campaign like a house on fire, has struggled to regain that form after a second-semester suspension that year and lost confidence a year ago. Last year, he scored in double digits in 10 of his first 11 games, but only five times thereafter. He finished the year under 40 percent from the floor, averaging just 9.0 points a game, and Hewitt hopes he can regain the confidence that allows him to score from virtually anywhere on the floor.

"That was a big part of his problem," said Hewitt. "He just has to regain his it, that's something I've got to help him with as well. When he's confident and right physically he can score them in bunches."

It remains to be seen how reliant Tech is on the three-point field goal, with the line moved back one foot, and the Jackets lost Anthony Morrow, who finished his career as the third-best marksman in Tech history. Hewitt also hopes Storrs, a strong outside shooter who played limited minutes and mostly for defensive purposes last year, and Shumpert, whom Hewitt says has better-than-advertised shooting ability, can replace some of the three-point firepower that left with Morrow.

Storrs played in 25 games and averaged just seven minutes per contest, and worked on flexibility and overall athleticism in the off-season. Shumpert, who can play both the point and wing guard spots, averaged 16 points as a senior at Oak Park-River Forest High School, and made the McDonald's All-American team.

"Lance is a very good three-point shooter," said Hewitt. "This summer, he has really worked on trying to become more athletic. Lateral quickness, flexibility, explosiveness are the things he needs to really spend his time on. Iman is a good defensive player; very, very unselfish. He's a good passer and can shoot the ball. It's probably the one quality that he has that most people don't talk about – his ability to shoot the ball."

Lawal, who started every game from mid-December on, and Peacock will man the two frontcourt positions, backed up by seniors Alade Aminu and Bassirou Dieng and sophomore Brad Sheehan.

A 6-9 sophomore from Norcross, Ga., Lawal averaged 7.2 points and 57 percent overall. Unstoppable at times in the low post on offense, Lawal is working on becoming a better passer out of the post. He showed flashes of good shot-blocking ability at times, leading the team with 32.

"I think (Lawal) has to become one of our top low-post threats, and he has to become one of our better rebounders," said Hewitt. "Those are the two things he knows he has to improve. I would like to see his overall skill set improve -- passing the ball, dribbling the ball, 15-foot jump shots. But his passing has to improve, especially from the high post. There were several times last year when he would just turn the ball over, make poor decisions and bad passes."

Peacock, who started nine games as a freshman but played exclusively off the bench last year, likely will replace the graduated Jeremis Smith, who led Tech three straight years in rebound average, in the starting five. An excellent shooter facing the basket, the 6-8 Miami, Fla., native finished last season with five straight double-figure scoring games and was the Jackets No. 3 scorer overall at 9.9 points per game. He averaged just 3.9 rebounds, however, which was fourth on the team.

"On defense, I think (Peacock) is very good," Hewitt said. "On the boards, he probably could be a little bit better. We lost a guy in Jeremis Smith who was our leading rebounder for three years in a row. But, with that said, I think Zack does add a

2008-09 Outlook

dimension for his ability to shoot and stretch teams out, which will force people to probably play a little bit of smaller lineups."

How much Aminu, Dieng and Sheehan add remains to be seen.

Inconsistent for long stretches each of the last two years, Aminu finished his sophomore year strong and has played well in all three of his ACC Tournament games, going 12-for-13 from the floor and averaging 10.0 points. The 6-9 Stone Mountain, Ga., senior has excellent post-up skills and can run the floor very well.

"(Aminu) is a senior now, so if it is ever going to happen, it is going to happen now," said Hewitt. "We've got to get him more consistent. He has done a great job academically. He's shown a lot of improvement in a lot of areas, and even in basketball, I think he got more consistent towards the end of the year in a lot of areas."

Dieng, a 6-9 graduate student, enrolled at Tech this summer after transferring from St. Francis, Pa., where he averaged 10.7 points and 6.6 rebounds last year. Sheehan, a 7-0 sophomore from Latham, N.Y., red-shirted in 2006-07 and had difficulty handling physical play last season, limiting him to 12 games overall, three in the ACC.

"It's one thing to have that strength in the weight room, but carrying it over to the basketball court is the next thing," said Hewitt of Sheehan. "If he does that, he can have a chance to really be a major contributor for us this year."

Tech has a pair of walk-ons returning on the perimeter in 6-4 junior Ty Anderson and 6-0 senior Gary Cage, and Hewitt has filled out the roster with a pair of freshman walk-ons from Texas, 6-4 Derek Craig and 6-3 Nick Foreman.

"We have plenty of depth," said Hewitt. "What you worry about is health. When we had 11 or 12 guys, that was a luxury in case you had an injury. I'm not worried about the games, I'm more worried about practice. Ten is plenty (for a game)."

Tech's schedule includes some top-notch non-conference opponents, including home games against Georgia, Vanderbilt and Penn State, as well as a West Coast trip in December to play Southern California and Pepperdine.

Yellow Jacket Storylines

> With the loss of seniors Matt Causey, Ra'Sean Dickey, Anthony Morrow and Jeremis Smith, and the addition of freshman Iman Shumpert, Georgia Tech has 10 scholarship players on its roster for 2008-09, plus two returning walk-ons.

> After playing just 13 home games last season, the fewest in years, Tech has 17 scheduled this year. Also, Tech will not play in a holiday tournament for the first time in three years. Instead, the Jackets are taking a trip to the West Coast the weekend before Christmas to play Southern California and Pepperdine.

> Tech has made five post-season appearances in the last eight years, four in the NCAA (including one Final Four) and one NIT (to the third round). Among the 73 schools in the current six BCS conferences, only 28 have been to the NCAA more than Tech in the last eight years. Nine others have been exactly four times, putting Tech in the upper half of the total group.

> Tech has played 92 seasons of men's basketball. The Yellow Jackets have an all-time record of 1,204-1,054, dating back to Feb. 17, 1906. Tech finished its eighth season under head coach Paul Hewitt (142-112).

> The Jackets were 6-8 on opponents' home courts last year, the most road victories for Tech since the 2003-04 Final Four season. Tech also was 4-4 in ACC road games (best since 2003-04), and was 9-10 away from Atlanta.

> Tech posted a 6-7 record last year at home, their first losing mark here in 27 years. Tech has had only two other losing seasons at home since Alexander Memorial Coliseum was built, in 1973-74 (4-10) and 1980-81 (4-11).

> Tech found itself in several close games. Twenty-one of Tech's 32 games last year were decided by 10 points or fewer, and the Jackets were 9-12 in those games. Fourteen games were

decided by five points or fewer or went to OT, and Tech was 7-7 in those contests.

> Tech's five home ACC losses came by a total of eight points (one to Miami, two to Maryland, one to North Carolina, two to Florida State, two to Virginia).

Quick Personnel Notes

> **Alade Aminu** -- has shot 55.7 percent from the floor against the ACC in his career.

> **D'Andre Bell** -- has attempted as many as 10 shots in a game only four times in his career -- three times in ACC games in 2007-08 ... played nearly triple the minutes per game (24.8 per game) that he did as a sophomore (8.9), the third-largest increase among ACC players ... averaged 28.7 minutes in ACC games, second most on the team.

> **Lewis Clinch** -- scored just 51 points in his last 10 games, and was 5-for-28 from three-point range.

> **Head coach Paul Hewitt** -- stands 19th for career victories by an ACC coach with 142.

> **Gani Lawal** -- shot a team-high 57.0 percent from the floor, 56.0 against the ACC ... grabbed more than half (31 of 58) of his rebounds in ACC games from the offensive glass ... averaged 7.4 ppg in his last seven games (20-of-35 FG).

> **Moe Miller** -- averaged 13.4 points in his last eight games, with six double-figure efforts (15.0 ppg in ACC Tournament) ... ACC Rookie of the Week for his 29-point effort at Virginia Tech.

> **Zachery Peacock** -- averaged 16.0 points in the last five games, including a career-high 23 points (9-12 FG, 4-4 FT) against Virginia ... 15 double-figure games on the season.

Tech Stock Tips

> In its Final Four season of 2004 and the 2004-05 season that followed, Georgia Tech was 24-16 away from Alexander Memorial Coliseum and 11-11 on opponents' home floors. In the three seasons since, Tech is 14-33 away from home and 7-26 on opponents' home floors.

> Tech is 86-32 in the last six seasons when it has held its opponent under 80 points. Giving up 80 points in a game has resulted in a loss for Tech almost every time in that stretch -- Tech is 6-35 in such games. The Jackets are 12-54 in the Paul Hewitt era when they give up 80 points.

> When Tech has allowed less than 70 points, it is 101-18 under Hewitt. Tech was 24-0 during its Final Four season in 2003-04 when holding opponents under 70, and 14-1 in 2006-07.

> Tech is 56-10 under Paul Hewitt in games that it has shot 50 percent or better.

> Under Hewitt, Tech is 129-30 when outshooting its foe from the floor and 12-81 when it does not.

Seven Jackets on NBA Rosters

With three players from the 2006-07 Georgia Tech squad joining the NBA last season, the Yellow Jackets boasted seven alumni in the league during the 2007-08 season, more than any Atlantic Coast Conference team except Duke and North Carolina.

Forward Thaddeus Young, the 12th overall pick in the 2007 NBA draft, is with the Philadelphia 76ers, while point guard Javaris Crittenton, the 19th overall choice, began the season with the Los Angeles Lakers and is now with Memphis. The third rookie is defensive whiz Mario West, who tried out with the Atlanta Hawks as a free agent and made the team's roster.

They joined Paul Hewitt-coached veterans Chris Bosh (Toronto Raptors) and Jarrett Jack (Indiana Pacers), 12th-year veteran point guard Stephon Marbury (New York Knicks) and 10th-year forward Matt Harpring (Utah Jazz).

The Tech roster could grow to nine this year as both Anthony Morrow, a senior last year, and Will Bynum, a mamber of Tech's 2004 Final Four squad, have signed contracts with Golden State and Detroit, respectively.

Tech in the Thrillerdome

Georgia Tech has played 52 seasons of basketball at Alexander Memorial Coliseum (capacity 9,191), and has a record of 523-179 (.745) in the building, which opened Nov. 30, 1956 with a 71-61 Tech loss to Duke. Known as the "Thrillerdome," the Coliseum is the second-oldest arena in use in the ACC, behind Cameron Indoor Stadium at Duke.

Tech set school records for wins (16-1 record) and home games played during the 2006-07 season. Since the 1981-82 season, Tech is 283-78 (.784) in its on-campus home, and the Jackets are 88-31 (.739) at home under head coach Paul Hewitt.

Tech is 157-11 against non-conference foes at Alexander Memorial Coliseum since the beginning of the 1981-82 season, the most recent losses coming to No. 3 Kansas and UNC Greensboro last season. From 1981 through last season, the only other non-ACC teams to win at the Thrillerdome have been Illinois-Chicago (2005), Penn, Tulane and IUPUI (all in the 2001-02 season), Georgia (2000), Penn State (1998), College of Charleston (1993), Louisville (1989), and Richmond (1987).

Georgia Tech has sold out every home game since its run to the Preseason NIT championship in November of 2003.

Quick Glance at Last Season

Georgia Tech finished its 2007-08 season with 15-17 overall record after splitting a pair of games in the 55th Atlantic Coast Conference Basketball Tournament, falling 82-70 to Duke in the quarterfinals after a 94-76 win over Virginia in the opening round. The Yellow Jackets finished their campaign by winning four of their last six games, including three of four to finish the regular season.

Tech finished its ACC schedule with a 7-9 record by defeating Wake Forest, Clemson and Boston College over its last four games, and suffered its only loss in that stretch by two points to Virginia on a three-point basket with four seconds left. Tech earned the 7th seed in the ACC Tournament in a tiebreaker because of its combined 2-1 record against Wake Forest (8th seed) and Florida State (9th), who finished with the same conference record. The Jackets had been projected to finish seventh in the conference in pre-season voting.

Two Tech players earned conference honors -- Anthony Morrow an honorable mention All-ACC choice, and D'Andre Bell an honorable mention ACC all-defensive team selection.

Tech's ACC Tournament History

Georgia Tech has played in 29 ACC Tournaments, and has a 20-26 all-time record in the event. The Yellow Jackets have won three championships, in 1985, 1990 and 1993. Tech has been a runner-up three other times (1986, 1996, 2005).

Tech has a 5-8 record in the tournament with Paul Hewitt as its head coach, including a runner-up finish in 2005 in Washington, D.C. The Yellow Jackets have won at least one tournament game in four of eight years under Hewitt, including first-round victories over Virginia (2001 and 2008) and North Carolina (2004), plus wins over Virginia Tech and North Carolina in 2005 to reach the finals.

Tech's NCAA Tournament History

Georgia Tech has played in the NCAA Tournament four times in the eight years under head coach Paul Hewitt and 15 times in the history of the program. Fourteen of those appearances have occurred since 1985.

The 2004 and 2005 appearances were the Yellow Jackets' first back-to-back appearances since Bobby Cremins led the Institute to the Big Dance nine straight years from 1985-93.

Tech has a record of 22-15 in NCAA Tournament play, highlighted by its 2004 trip to the NCAA title game as well as a Final Four berth in 1990. The Yellow Jackets have reached the NCAA Sweet 16 seven times (1960, 1985, 1986, 1990, 1992, 1996, 2004).

Georgia Tech has won at least one game in 10 of its 15 NCAA Tournament appearances.

2007-08 Final Statistics

All Games (15-17 / 6-7 home, 6-8 away, 3-2 neutral)

Player	GP-GS	Min-Avg	FG-	FGA	Pct	3FG-	FGA	Pct	FT-	FTA	Pct	Off-	Def	Tot	Avg	PF-dq	A	TO	Blk	Stl	Pts	Avg
Morrow, Anthony	32-32	951-29.7	154-	336	.458	81-	181	.448	67-	78	.859	37-	93	130	4.1	60-0	34	33	10	36	456	14.3
Smith, Jeremis	32-32	848-26.5	116-	212	.547	1-	7	.143	104-	159	.654	78-	149	227	7.1	91-2	61	52	12	45	337	10.5
Peacock, Zack	27-0	558-20.7	99-	197	.503	12-	40	.300	58-	72	.806	33-	73	106	3.9	73-2	27	37	12	24	268	9.9
Clinch, Lewis	32-14	753-23.5	105-	264	.398	44-	132	.333	33-	51	.647	16-	46	62	1.9	69-0	42	64	4	19	287	9.0
Miller, Maurice	29-19	597-20.6	68-	155	.439	27-	68	.397	73-	91	.802	14-	53	67	2.3	58-1	96	59	2	36	236	8.1
Causey, Matt	30-9	538-17.9	72-	171	.421	36-	85	.424	37-	49	.755	8-	37	45	1.5	82-1	111	72	1	29	217	7.2
Lawal, Gani	32-25	554-17.3	90-	158	.570	0-	1	.000	49-	99	.495	52-	61	113	3.5	84-2	9	54	32	12	229	7.2
Bell, D'Andre	32-22	795-24.8	81-	170	.476	9-	31	.290	40-	52	.769	22-	44	66	2.1	88-3	61	59	7	43	211	6.6
Aminu, Alade	32-7	524-16.4	80-	147	.544	0-	1	.000	31-	51	.608	58-	74	132	4.1	67-3	18	32	29	16	191	6.0
Faye, Mouhammad	5-0	57-11.4	5-	18	.278	0-	4	.000	1-	2	.500	4-	3	7	1.4	6-0	2	6	0	1	11	2.2
Anderson, Ty	1-0	3-3.0	1-	2	.500	0-	0	.000	0-	0	.000	1-	1	2	2.0	0-0	0	0	0	0	2	2.0
Storrs, Lance	25-0	174-7.0	8-	32	.250	4-	24	.167	6-	9	.667	2-	17	19	0.8	25-1	13	10	0	1	26	1.0
Sheehan, Brad	12-0	93-7.8	4-	10	.400	0-	0	.000	3-	4	.750	4-	10	14	1.2	16-0	5	8	3	3	11	0.9
Cage, Gary	1-0	5-5.0	0-	1	.000	0-	1	.000	0-	0	.000	0-	0	0	0.0	0-0	1	0	0	0	0	0.0
Team.....												42-	55	97	3.0			4				
Total.....	**32**		**883-**	**1873**	**.471**	**214-**	**575**	**.372**	**502-**	**717**	**.700**	**371-**	**716**	**1087**	**34.0**	**721-15**	**480**	**490**	**112**	**265**	**2482**	**77.6**
Opponents.....	**32**		**804-**	**1780**	**.452**	**215-**	**636**	**.338**	**609-**	**867**	**.702**	**394-**	**717**	**1111**	**34.7**	**675-21**	**441**	**520**	**108**	**243**	**2432**	**76.0**

ACC Games Only (7-9 / 3-5 home, 4-4 away, 0-0 neutral)

Player	GP-GS	Min-Avg	FG-	FGA	Pct	3FG-	FGA	Pct	FT-	FTA	Pct	Off-	Def	Tot	Avg	PF-dq	A	TO	Blk	Stl	Pts	Avg
Morrow, Anthony	16-16	477-29.8	73-	161	.453	38-	91	.418	32-	38	.842	12-	35	47	2.9	27-0	18	20	7	21	216	13.5
Smith, Jeremis	16-16	428-26.8	63-	108	.583	1-	2	.500	53-	82	.646	41-	78	119	7.4	48-0	17	25	3	19	180	11.3
Causey, Matt	14-2	272-19.4	45-	101	.446	22-	51	.431	29-	37	.784	4-	20	24	1.7	32-0	51	43	1	16	141	10.1
Peacock, Zack	16-0	337-21.1	59-	119	.496	5-	20	.250	35-	43	.814	22-	45	67	4.2	41-2	19	18	12	15	158	9.9
Miller, Maurice	16-14	342-21.4	38-	89	.427	13-	35	.371	42-	53	.792	7-	34	41	2.6	30-0	54	39	1	14	131	8.2
Lawal, Gani	16-16	306-19.1	47-	84	.560	0-	0	.000	31-	58	.534	31-	27	58	3.6	41-2	6	32	22	6	125	7.8
Bell, D'Andre	16-15	459-28.7	49-	107	.458	5-	20	.250	19-	25	.760	15-	23	38	2.4	47-2	28	31	2	27	122	7.6
Clinch, Lewis	16-1	322-20.1	36-	100	.360	14-	52	.269	11-	25	.440	7-	17	24	1.5	36-0	15	24	3	11	97	6.1
Aminu, Alade	16-0	223-13.9	27-	53	.509	0-	1	.000	11-	17	.647	23-	37	60	3.8	32-2	9	14	15	8	65	4.1
Storrs, Lance	11-0	76-6.9	1-	8	.125	1-	7	.143	0-	2	.000	0-	8	8	0.7	12-1	5	4	0	0	3	0.3
Sheehan, Brad	3-0	8-2.7	0-	1	.000	0-	0	.000	0-	0	.000	0-	0	0	0.0	1-0	0	0	0	1	0	0.0
Team.....												22-	28	50	3.1			2				
Total.....	**16**		**438-**	**931**	**.470**	**99-**	**279**	**.355**	**263-**	**380**	**.692**	**184-**	**352**	**536**	**33.5**	**348-9**	**222**	**252**	**66**	**138**	**1238**	**77.4**
Opponents.....	**16**		**423-**	**935**	**.452**	**90-**	**310**	**.290**	**305-**	**424**	**.719**	**226-**	**362**	**588**	**36.8**	**344-11**	**205**	**263**	**54**	**124**	**1241**	**77.6**

Team Statistics

	GT	Opp
SCORING	2482	2432
Points per game	77.6	76.0
Scoring margin	+1.6	-
FIELD GOALS-ATT	883-1873	804-1780
Field goal pct	.471	.452
3 POINT FG-ATT	214-575	215-636
3-point FG pct	.372	.338
3-pt FG made per game	6.7	6.7
FREE THROWS-ATT	502-717	609-867
Free throw pct	.700	.702
REBOUNDS	1087	1111
Rebounds per game	34.0	34.7
Rebounding margin	-0.7	-
ASSISTS	480	441
Assists per game	15.0	13.8
TURNOVERS	490	520
Turnovers per game	15.3	16.3
Turnover margin	+0.9	-
Assist/turnover ratio	1.0	0.8
STEALS	265	243
Steals per game	8.3	7.6
BLOCKS	112	108
Blocks per game	3.5	3.4
ATTENDANCE	119483	193122
Home games-Avg/Game	13-9191	14-10482

SCORE BY PERIODS:	1st	2nd	OT	Total
Georgia Tech	1153	1298	31	2482
Opponents	1184	1235	13	2432



ANTHONY MORROW

Vs. ACC

	GT	Opp
SCORING	1238	1241
Points per game	77.4	77.6
Scoring margin	-0.2	-
FIELD GOALS-ATT	438-931	423-935
Field goal pct	.470	.452
3 POINT FG-ATT	99-279	90-310
3-point FG pct	.355	.290
3-pt FG made per game	6.2	5.6
FREE THROWS-ATT	263-380	305-424
Free throw pct	.692	.719
REBOUNDS	536	588
Rebounds per game	33.5	36.8
Rebounding margin	-3.2	-
ASSISTS	222	205
Assists per game	13.9	12.8
TURNOVERS	252	263
Turnovers per game	15.8	16.4
Turnover margin	+0.7	-
Assist/turnover ratio	0.9	0.8
STEALS	138	124
Steals per game	8.6	7.8
BLOCKS	66	54
Blocks per game	4.1	3.4
ATTENDANCE	73528	84864
Home games-Avg/Game	8-9191	8-10608

SCORE BY PERIODS:	1st	2nd	OT	Total
Georgia Tech	586	621	31	1238
Opponents	622	606	13	1241

2007-08 Results/Individual Pts-Reb-Ast

Date	Opponent	W/L	Score	Att.	Aminu	Bell	Causey	Clinch	Faye	Lawal	Miller	Morrow	Peacock	Sheehan	Smith	Storrs
N9	UNC-Greensboro	hL	74-83	9,191	5-9-1	4-1-1	3-0-2	5-3-2	0-0-0	12-6-0	10-3-2	23-6-1	inj	dnp	9-10-4	3-0-0
N11	at Tennessee State	aW	99-85	7,387	25-9-0	0-3-3	0-1-2	10-3-3	dnp	4-4-0	8-3-5	31-10-4	inj	5-1-2	16-2-4	0-2-0
N16	Charlotte	n1W	82-77	2,100	10-6-2	12-8-1	4-1-7	14-1-4	3-2-0	5-3-1	inj	19-6-0	inj	0-2-0	15-3-2	0-0-0
N18	Winthrop	n1L	73-79	2,100	19-5-0	7-2-3	8-1-5	14-3-6	2-0-1	4-3-1	inj	10-5-0	inj	0-0-0	9-10-5	0-0-0
N19	Notre Dame	n1W	70-69	2,100	11-5-1	4-0-3	11-0-5	12-1-1	2-0-0	1-1-1	inj	12-5-1	inj	2-1-0	12-13-5	3-2-0
N27	at Indiana (15/15)	aL	79-83	17,230	7-6-0	5-0-3	3-1-6	18-4-3	dnp	17-3-0	0-1-1	17-5-1	2-1-0	dnp	10-11-3	dnp
D1	at Vanderbilt (v/v)	aL	79-92	13,322	2-0-1	3-1-1	7-0-1	15-1-0	4-5-1	4-2-0	4-2-2	12-4-0	17-2-0	0-3-2	4-4-0	7-0-0
D5	at Georgia State	aW	72-67	3,279	2-1-0	4-1-3	5-3-6	22-1-1	dnp	8-2-0	0-1-2	7-7-0	17-4-2	2-1-0	5-4-2	0-1-0
D18	Kansas (3/3)	hL	66-71	9,191	4-6-0	7-1-1	9-1-2	22-2-0	dnp	5-2-0	0-1-4	12-5-2	5-3-0	dnp	2-9-2	0-1-0
D22	Centenary	hW	86-41	9,191	6-0-0	9-3-3	6-2-5	13-6-1	dnp	6-4-0	13-2-3	11-3-1	2-7-1	2-4-1	8-5-3	8-2-3
D27	Tennessee Tech	hW	83-63	9,191	9-7-0	0-0-0	9-3-4	11-3-1	dnp	13-8-0	6-0-6	7-4-1	10-6-0	0-1-0	16-2-1	2-2-1
D30	Florida State	hL	64-66	9,191	0-1-1	15-1-0	0-1-3	7-0-3	dnp	6-1-1	3-0-2	17-6-2	7-4-2	dnp	9-11-1	dnp
J6	Presbyterian	hW	77-64	9,191	4-3-1	8-1-5	0-1-3	7-2-0	--	13-9-0	13-0-1	16-5-2	12-4-2	dnp	4-4-1	0-1-3
J9	at Georgia	aL	72-79	10,503	9-6-1	2-1-0	6-2-2	11-2-1	--	0-3-0	15-3-3	14-6-1	8-3-1	dnp	7-10-3	0-0-1
J12	at Miami (25/v)	aL	68-78	7,000	7-5-0	4-0-1	2-1-2	13-3-1	--	0-5-0	0-5-2	17-2-1	4-1-1	dnp	21-10-1	dnp
J16	North Carolina (1/1)	hL	82-83	9,191	0-4-1	7-1-2	8-2-5	5-0-1	--	13-6-0	7-1-5	13-3-0	14-11-2	dnp	15-7-1	dnp
J19	Virginia Tech	hW	81-70	9,191	6-4-1	2-0-3	30-2-2	0-2-1	--	8-4-0	5-1-4	17-1-2	0-4-2	dnp	13-10-0	0-0-0
J23	at NC State	aW	77-74	16,871	3-4-0	13-2-0	18-2-5	5-1-0	--	13-5-0	2-2-2	9-1-0	4-1-0	dnp	10-4-2	dnp
J27	at Virginia	aW	92-82 (ot)	14,138	2-2-0	4-2-4	18-2-5	14-2-0	--	15-6-2	11-5-4	7-3-2	12-8-0	dnp	6-6-3	3-1-0
F2	Maryland	hL	86-88	9,191	9-4-1	11-5-2	12-0-4	8-0-0	--	9-4-0	6-4-9	10-3-0	18-5-2	dnp	3-7-0	0-1-1
F6	at Wake Forest	aW	89-83	12,825	11-0-0	8-3-0	0-1-5	10-1-0	--	7-4-0	11-4-1	23-5-0	15-4-2	dnp	4-3-1	0-0-0
F9	at Connecticut (19/19)	aL	68-80	10,167	0-2-0	9-1-1	2-2-4	6-1-2	--	2-1-0	6-2-4	19-2-1	10-3-0	dnp	14-7-1	0-0-0
F14	at Clemson	aL	67-82	7,650	8-7-1	8-3-2	8-1-3	4-1-1	--	6-4-0	4-2-4	7-0-0	12-6-0	0-0-0	10-9-0	0-1-0
F17	Miami	hL	63-64	9,191	4-6-1	6-3-1	20-4-4	0-3-1	--	2-2-0	5-1-0	9-2-1	6-4-2	dnp	11-9-3	0-1-0
F23	at Virginia Tech	aL	84-92	9,847	6-6-0	6-3-2	2-2-2	2-0-1	--	4-3-1	29-4-5	18-3-2	2-0-0	0-0-0	15-2-0	0-1-1
F27	at Duke (7/6)	aL	58-71	9,314	0-5-1	4-5-1	10-5-0	7-7-0	--	10-4-0	8-0-0	9-5-1	3-1-0	dnp	7-5-0	dnp
M1	Wake Forest	hW	87-79 (ot)	9,191	3-2-2	8-5-4	inj	4-2-2	--	8-5-1	18-6-6	22-5-2	8-2-0	0-0-0	16-13-1	0-1-0
M3	Virginia	hL	74-76	9,191	6-6-0	9-1-1	inj	4-1-1	--	5-3-0	7-3-6	13-4-4	23-7-4	dnp	7-6-0	0-2-1
M6	Clemson (24/v)	hW	80-75	9,191	0-1-0	10-4-2	6-0-8	4-0-1	--	13-0-0	6-2-2	16-4-0	12-8-1	dnp	13-7-2	0-0-0
M8	at Boston College	aW	86-78	7,219	0-3-0	7-0-3	7-1-3	10-1-2	--	6-2-1	9-1-2	9-0-1	18-1-1	dnp	20-10-2	0-0-2
M13	vs. Virginia	n2W	94-76	20,035	11-5-0	9-3-2	0-3-5	8-5-2	--	2-0-0	14-3-4	18-7-1	14-2-2	0-1-0	18-5-6	0-0-0
M14	vs. Duke (7/7)	n2L	70-82	20.035	2-2-2	6-2-3	3-0-1	2-0-0	--	8-4-0	16-5-5	12-3-0	13-4-0	dnp	8-9-2	dnp

#ACC-Big Ten Challenge; h2–Georgia Dome, Atlanta, Ga.; n1–Paradise Jam, St. Thomas, U.S. Virgin Islands; n2–ACC Tournament, Bobcats Arena, Charlotte, N.C.

Starting Lineups

Game		F	F	G	G	G
N9	UNC-Greensboro	Smith	Aminu	Miller	Clinch	Morrow
N11	at Tennessee State	Smith	Aminu	Miller	Clinch	Morrow
N16	Charlotte	Smith	Aminu	Causey	Clinch	Morrow
N18	Winthrop	Smith	Aminu	Bell	Clinch	Morrow
N19	Notre Dame	Smith	Aminu	Bell	Clinch	Morrow
N27	at Indiana	Smith	Aminu	Bell	Clinch	Morrow
D1	at Vanderbilt	Smith	Aminu	Bell	Clinch	Morrow
D5	at Georgia State	Smith	Lawal	Causey	Clinch	Morrow
D18	Kansas	Smith	Lawal	Causey	Clinch	Morrow
D22	Centenary	Smith	Lawal	Causey	Clinch	Morrow
D27	Tennessee Tech	Smith	Lawal	Causey	Clinch	Morrow
D30	Florida State	Smith	Lawal	Causey	Clinch	Morrow
J6	Presbyterian	Smith	Lawal	Causey	Clinch	Morrow
J9	at Georgia	Smith	Lawal	Causey	Clinch	Morrow
J12	at Miami	Smith	Lawal	Miller	Bell	Morrow
J16	North Carolina	Smith	Lawal	Miller	Bell	Morrow
J19	Virginia Tech	Smith	Lawal	Miller	Bell	Morrow
J23	at NC State	Smith	Lawal	Miller	Bell	Morrow
J27	at Virginia	Smith	Lawal	Miller	Bell	Morrow
F2	Maryland	Smith	Lawal	Miller	Bell	Morrow
F6	at Wake Forest	Smith	Lawal	Miller	Bell	Morrow
F9	at Connecticut	Smith	Lawal	Miller	Bell	Morrow
F14	at Clemson	Smith	Lawal	Miller	Bell	Morrow
F17	Miami	Smith	Lawal	Miller	Bell	Morrow
F23	at Virginia Tech	Smith	Lawal	Miller	Bell	Morrow
F27	at Duke	Smith	Lawal	Miller	Bell	Morrow
M1	Wake Forest	Smith	Lawal	Miller	Bell	Morrow
M3	Virginia	Smith	Lawal	Miller	Bell	Morrow
M6	Clemson	Smith	Lawal	Causey	Bell	Morrow
M8	at Boston College	Smith	Lawal	Miller	Bell	Morrow
M13	vs. Virginia	Smith	Lawal	Miller	Bell	Morrow
M14	vs. Duke	Smith	Lawal	Miller	Bell	Morrow

Specialty Stats (GT/Opp)

Game		Paint	OffTO	2ndCh	FBreak	Bench
N9	UNC-Greensboro	24/32	27/23	26/13	6/8	22/20
N11	at Tennessee State	48/18	19/26	14/9	4/12	7/27
N16	Charlotte	30/18	16/15	10/23	4/5	20/19
N18	Winthrop	36/28	17/19	13/13	8/8	14/12
N19	Notre Dame	22/28	17/17	7/18	11/4	19/12
N27	at Indiana	40/30	9/9	16/9	13/4	22/2
D1	at Vanderbilt	38/34	14/16	13/9	4/2	43/32
D5	at Georgia State	24/26	13/16	6/8	11/4	25/13
D18	Kansas	28/30	21/29	4/13	14/8	16/22
D22	Centenary	32/14	30/11	16/4	20/7	42/8
D27	Tennessee Tech	46/34	35/21	17/6	26/20	27/22
D30	Florida State	20/34	18/28	2/10	10/20	25/15
J6	Presbyterian	34/6	21/6	7/0	11/0	37/35
J9	at Georgia	18/26	16/10	13/12	4/2	34/22
J12	at Miami	30/26	11/24	8/18	4/0	26/19
J16	North Carolina	36/48	15/14	22/14	15/24	27/19
J19	Virginia Tech	24/24	21/17	5/11	11/10	36/16
J23	at NC State	32/34	25/19	9/15	13/8	30/13
J27	at Virginia	36/24	16/9	8/17	8/4	49/17
F2	Maryland	40/48	25/15	14/14	16/6	47/13
F6	at Wake Forest	28/24	25/22	17/18	11/4	36/19
F9	at Connecticut	24/33	7/12	10/23	10/6	18/10
F14	at Clemson	42/32	14/18	21/9	2/6	32/28
F17	Miami	22/14	20/20	18/12	4/10	30/16
F23	at Virginia Tech	30/40	14/18	6/21	11/16	12/22
F27	at Duke	30/40	8/17	9/16	5/10	20/13
M1	Wake Forest	14/36	15/11	5/16	6/16	15/22
M3	Virginia	26/34	17/23	9/24	6/12	33/41
M6	Clemson	34/48	18/14	5/16	21/4	22/26
M8	at Boston College	30/44	30/7	11/16	4/0	35/17
M13	vs. Virginia	30/22	21/17	10/6	30/16	33/29
M14	vs. Duke	30/36	16/19	15/8	6/11	20/25

Game-by-Game Team Totals

Date	Opponent	W/L	Score	FG-A	Pct	3FG-A	Pct	FT-A	Pct	O-D	Reb	PF	A	TO	Bl	St	1-	2-	ot-	ot-	Tot
N9	GEORGIA TECH	hL	74-83	26-68	.382	8-20	.400	14-20	.700	21-21	42	24	13	16	2	8	43-	31-			74
	UNC Greensboro			26-53	.491	9-25	.360	22-29	.759	12-24	36	20	19	16	2	5	39-	44-			83
N11	GEORGIA TECH	aW	99-85	36-61	.590	7-20	.350	20-30	.667	11-30	41	24	23	14	4	8	35-	64-			99
	Tennessee State			29-64	.453	10-28	.357	17-23	.739	9-21	30	27	18	14	3	9	39-	46-			85
N16	GEORGIA TECH	n1W	82-77	26-50	.520	5-10	.500	25-35	.714	10-27	37	28	17	18	2	5	40-	42-			82
	Charlotte			22-59	.373	11-28	.393	22-36	.611	17-21	38	29	16	14	3	7	34-	43-			77
N18	GEORGIA TECH	n1L	73-79	28-63	.444	8-22	.364	9-13	.692	14-19	33	24	21	14	1	7	39-	34-			73
	Winthrop			28-56	.500	9-20	.450	14-25	.560	15-18	33	17	17	14	2	9	33-	46-			79
N19	GEORGIA TECH	n1W	70-69	27-57	.474	10-17	.588	6-11	.545	10-23	33	26	17	20	1	8	30-	40-			70
	Notre Dame			22-54	.407	5-16	.313	20-29	.690	13-19	32	16	14	19	5	11	32-	37-			69
N27	GEORGIA TECH	aL	79-83	31-66	.470	6-16	.375	11-20	.550	15-17	32	24	17	13	3	7	34-	45-			79
	Indiana (15/15)			24-49	.490	7-18	.389	28-38	.737	11-26	37	20	10	17	4	7	38-	45-			83
D1	GEORGIA TECH	aL	79-92	28-61	.459	4-15	.267	19-22	.864	11-16	27	27	8	17	1	6	31-	48-			79
	at Vanderbilt (v/v)			29-53	.547	10-22	.455	24-37	.649	7-23	30	22	20	13	1	7	51-	41-			92
D5	GEORGIA TECH	aW	72-67	25-51	.490	5-17	.294	17-23	.739	9-21	30	15	16	13	2	4	32-	40-			72
	Georgia State			24-54	.444	7-21	.333	12-14	.857	8-19	27	23	17	13	3	7	32-	35-			67
D18	GEORGIA TECH	hL	66-71	24-54	.444	7-19	.368	11-16	.688	11-23	34	22	11	19	0	8	29-	37-			66
	Kansas (3/3)			24-46	.522	6-17	.353	17-25	.680	6-23	29	22	13	18	9	8	36-	35-			71
D22	GEORGIA TECH	hW	86-41	30-62	.484	11-27	.407	15-19	.789	14-28	42	14	22	13	8	14	41-	45-			86
	Centenary			14-49	.286	7-23	.304	6-11	.545	9-19	28	15	8	23	2	4	23-	18-			41
D27	GEORGIA TECH	hW	83-63	29-64	.453	2-16	.125	23-27	.852	10-28	38	25	14	17	4	15	40-	43-			83
	Tennessee Tech			20-48	.408	2-11	.182	21-32	.656	9-25	34	22	11	27	3	12	19-	44-			63
D30	GEORGIA TECH	hL	64-66	22-44	.500	8-19	.421	12-19	.632	7-19	26	16	15	20	4	6	34-	30-			64
	Florida State			26-51	.510	7-22	.318	7-11	.636	7-17	24	16	10	18	2	12	40-	26-			66
J6	GEORGIA TECH	hW	77-64	26-46	.565	8-16	.500	17-25	.680	8-23	31	18	18	9	1	11	38-	39-			77
	Presbyterian			19-42	.452	15-31	.484	11-16	.688	3-17	20	20	17	13	0	3	33-	31-			64
J9	GEORGIA TECH	aL	72-79	23-57	.404	7-20	.350	19-35	.543	12-25	37	27	13	15	2	11	27-	45-			72
	Georgia			26-52	.500	7-15	.467	20-31	.645	8-29	37	23	10	15	1	10	36-	43-			79
J12	GEORGIA TECH	aL	68-78	24-58	.414	6-17	.353	14-19	.737	12-23	35	26	9	18	3	9	31-	37-			68
	Miami (25/v)			25-60	.417	2-19	.105	26-32	.813	15-24	39	18	10	14	7	4	33-	45-			78
J16	GEORGIA TECH	hL	82-83	33-73	.452	8-21	.381	8-10	.800	17-21	38	18	17	12	5	8	46-	36-			82
	North Carolina (1/1)			30-63	.476	2-10	.200	21-26	.808	16-24	40	14	12	15	4	10	48-	35-			83
J19	GEORGIA TECH	hW	81-70	26-55	.473	10-21	.476	19-31	.613	9-24	33	29	15	21	3	13	39-	42-			81
	Virginia Tech			21-51	.412	4-15	.267	24-36	.667	14-24	38	27	12	24	4	6	23-	47-			70
J23	GEORGIA TECH	aW	77-74	29-49	.592	4-10	.400	15-20	.750	6-17	23	23	9	15	5	10	34-	43-			77
	at NC State			24-49	.490	5-17	.294	21-28	.750	13-17	30	21	14	18	2	8	34-	40-			74
J27	GEORGIA TECH	aW	92-82	33-65	.508	9-22	.409	17-29	.586	8-32	40	19	20	10	6	3	38-	38-	16-		92
	at Virginia		(ot)	29-78	.372	12-36	.333	12-20	.600	18-30	48	26	14	12	1	4	48-	28-	6-		82
F2	GEORGIA TECH	hL	86-88	34-72	.472	5-22	.227	13-19	.684	16-20	36	21	19	16	6	13	41-	45-			86
	Maryland			33-59	.559	5-13	.385	17-25	.680	12-27	39	19	22	24	6	8	50-	38-			88
F6	GEORGIA TECH	aW	83-89	30-56	.536	6-12	.500	23-29	.793	11-18	29	16	9	16	3	11	37-	52-			89
	at Wake Forest			30-60	.500	12-27	.444	11-14	.786	13-17	30	24	13	20	4	5	45-	38-			83
F9	GEORGIA TECH	aL	68-80	26-64	.406	8-23	.348	8-10	.800	8-18	26	30	13	10	5	6	35-	33-			68
	at Connecticut (19/19)			23-51	.451	2-9	.222	32-42	.762	14-32	46	16	14	13	7	6	31-	49-			80
F14	GEORGIA TECH	aL	67-82	28-64	.438	2-15	.133	9-13	.692	20-19	39	21	11	14	1	6	31-	36-			67
	at Clemson			26-51	.510	7-16	.438	23-32	.719	13-18	31	17	10	11	7	7	43-	39-			82
F17	GEORGIA TECH	hL	63-64	22-53	.415	7-24	.292	12-21	.571	13-26	39	23	13	22	3	12	26-	37-			63
	Miami			19-54	.352	9-24	.375	17-21	.810	12-22	34	21	7	18	1	9	27-	37-			64
F23	GEORGIA TECH	aL	84-92	25-54	.463	6-20	.300	28-34	.824	8-19	27	34	14	13	6	5	38-	46-			84
	at Virginia Tech			26-57	..456	4-12	.333	36-49	.735	18-24	42	26	11	10	2	6	42-	50-			92
F27	GEORGIA TECH	aL	58-71	23-61	.377	5-14	.357	7-11	.636	17-22	39	25	3	20	6	4	27-	31-			58
	at Duke (7/6)			24-56	.429	2-15	.133	21-30	.700	14-23	37	15	10	9	2	14	33-	38-			71
M1	GEORGIA TECH	hW	87-79	26-60	.433	5-13	.385	30-44	.682	14-35	49	22	18	18	3	5	44-	28-	15-		87
	Wake Forest		(ot)	26-66	.394	5-26	.192	22-32	.688	11-28	39	32	13	15	7	10	37-	35-	7-		79
M3	GEORGIA TECH	hL	74-76	27-64	.422	4-20	.200	16-23	.696	13-23	36	19	17	13	7	5	42-	32-			74
	Virginia			25-66	.379	4-19	.211	22-29	.759	20-26	46	26	13	14	1	8	38-	38-			76
M6	GEORGIA TECH	hW	80-75	26-50	.520	5-12	.417	23-32	.719	6-20	26	16	16	13	4	15	40-	40-			80
	Clemson (24/v)			31-61	.508	4-19	.211	9-17	.529	16-22	38	21	14	20	0	9	44-	31-			75
M8	GEORGIA TECH	aW	86-78	30-53	.566	9-17	.529	17-26	.654	7-14	21	20	17	11	1	13	38-	48-			86
	at Boston College			28-53	.528	6-20	.300	16-22	.727	14-19	33	21	20	21	3	4	37-	41-			78
M13	GEORGIA TECH	n2W	94-76	33-57	.579	13-24	.542	15-18	.833	10-27	37	25	22	17	6	6	44-	50-			94
	vs. Virginia			23-60	.383	9-23	.391	21-29	.724	15-17	32	21	15	16	3	7	42-	34-			76
M14	GEORGIA TECH	n2L	70-82	27-61	.443	6-14	.429	10-13	.769	13-18	31	20	13	13	4	3	29-	41-			70
	vs. Duke (7/7)			28-54	.519	9-19	.474	17-26	.654	12-22	34	18	17	12	6	7	44-	38-			82

#ACC-Big Ten Challenge; h2-Georgia Dome, Atlanta, Ga.; n1-Paradise Jam, St. Thomas, U.S. Virgin Islands; n2-ACC Tournament, Bobcats Arena, Charlotte, N.C.

2007-08 Game Summaries

GAME 1

UNC Greensboro 83, Georgia Tech 74

Nov. 9, 2007 ~ Alexander Memorial Coliseum

UNC GREENSBORO (1-0)

Player	FG-A	3P-A	FT-A	Reb	PF	Pts	A	TO	Blk	S	MIN
Stywall	3-6	1-1	2-3	10	3	9	4	2	0	1	33
Hines	10-12	0-0	5-7	9	3	25	2	4	2	1	38
Johnson	0-2	0-1	11-13	5	3	11	5	5	0	1	37
Koivisto	5-10	3-6	3-4	1	2	16	3	2	0	0	27
Oleksiak	1-6	0-3	0-0	1	1	2	1	0	0	0	14
Seller	0-0	0-0	0-0	1	3	0	0	0	0	1	9
Clement	0-1	0-1	1-2	1	0	1	2	1	0	0	4
Oliver	3-4	1-1	0-0	0	0	7	0	0	0	0	4
Toney	3-7	3-7	0-0	4	3	9	1	2	0	1	22
Galic	1-5	1-5	0-0	1	1	3	0	0	0	0	8
Brown	0-0	0-0	0-0	0	1	0	1	0	0	0	4
Totals	**26-53**	**9-25**	**22-29**	**36**	**20**	**83**	**19**	**16**	**2**	**5**	**200**
FG%	1st Half: 14-28 50.0%		2nd Half: 12-25 48.0%			Game: 49.1%					
3-Pt.%	1st Half: 3-9 33.3%		2nd Half: 6-16 37.5%			Game: 36.0%					
FT%	1st Half: 8-10 80.0%		2nd Half: 14-19 73.7%			Game: 75.9%					

GEORGIA TECH (0-1)

Player	FG-A	3P-A	FT-A	Reb	PF	Pts	A	TO	Blk	S	MIN
Smith	3-9	0-0	3-5	10	5	9	4	3	1	1	33
Aminu	2-4	0-0	1-2	9	3	5	1	0	0	0	26
Clinch	2-13	1-6	0-0	3	1	5	2	2	0	1	28
Miller	2-4	2-3	4-5	3	1	10	2	2	0	2	23
Morrow	8-18	3-6	4-5	6	1	23	1	2	1	1	33
Causey	1-3	1-2	0-0	0	5	3	2	0	0	0	10
Storrs	1-2	1-2	0-0	0	0	3	0	0	0	0	5
Faye	0-3	0-1	0-0	0	2	0	0	1	0	0	5
Bell	2-4	0-0	0-0	1	2	4	1	3	0	2	16
Lawal	5-8	0-0	2-3	6	3	12	0	3	0	1	21
Totals	**26-68**	**8-20**	**14-20**	**42**	**24**	**74**	**13**	**16**	**2**	**8**	**200**
FG%	1st Half: 14-39 35.9%		2nd Half: 12-29 41.4%			Game: 38.2%					
3-Pt.%	1st Half: 4-11 36.4%		2nd Half: 4-9 44.4%			Game: 40.0%					
FT%	1st Half: 11-13 84.6%		2nd Half: 3-7 42.9%			Game: 70.0%					

Score by Periods	1st	2nd	Total
UNC Greensboro	39	44	83
Georgia Tech	43	31	74

Officials: Bryan Kersey, Tim Nestor, Sean Hull
Technical fouls: UNC Greensboro-None. Georgia Tech-BENCH
Attendance: 9191
Points in the paint-UNCG 32,GT 24. Points off turnovers-UNCG 23,GT 27.
2nd chance points-UNCG 13,GT 26. Fast break points-UNCG 8,GT 6.
Bench points-UNCG 20,GT 22 Score tied-9 times Lead changed-18 times
Largest lead-UNCG by 14 2nd-06:19, GT by 6 1st-03:53.

GAME 2

Georgia Tech 99, Tennessee State 85

Nov. 11, 2007 ~ Nashville, Tenn.

GEORGIA TECH (1-1)

Player	FG-A	3P-A	FT-A	Reb	PF	Pts	A	TO	Blk	S	MIN
Clinch	3-6	2-4	2-2	3	1	10	3	2	1	0	27
Miller	2-6	0-4	4-4	3	2	8	5	3	0	2	29
Morrow	12-17	5-9	2-2	10	2	31	4	0	0	0	33
Smith	4-5	0-0	8-12	2	3	16	4	0	1	3	26
Aminu	12-14	0-0	1-4	9	2	25	0	2	1	0	26
Causey	0-5	0-2	0-0	1	4	0	2	3	0	1	10
Storrs	0-1	0-1	0-0	2	0	0	0	0	0	0	7
Bell	0-0	0-0	0-0	3	4	0	3	2	0	2	14
Lawal	1-4	0-0	2-4	4	3	4	0	1	0	0	13
Sheehan	2-3	0-0	1-2	0	3	5	2	1	1	0	15
Totals	**36-61**	**7-20**	**20-30**	**40**	**24**	**99**	**23**	**14**	**4**	**8**	**199**
FG%	1st Half: 14-29 48.3%		2nd Half: 22-32 68.8%			Game: 59.0%					
3-Pt.%	1st Half: 1-8 12.5%		2nd Half: 6-12 50.0%			Game: 35.0%					
FT%	1st Half: 6-10 60.0%		2nd Half: 14-20 70.0%			Game: 66.7%					

TENNESSEE STATE (1-1)

Player	FG-A	3P-A	FT-A	Reb	PF	Pts	A	TO	Blk	S	MIN
Houston	7-13	1-2	0-0	6	4	15	2	1	2	2	28
Price	3-8	0-3	9-13	4	4	15	6	3	0	2	24
Belton	1-8	1-4	1-2	3	2	4	1	1	0	2	23
Robinson	9-19	5-12	1-1	2	2	24	1	0	0	3	36
Craft	0-0	0-0	0-0	2	5	0	0	0	0	0	12
Taylor	3-3	0-0	6-7	2	4	12	0	1	0	0	13
Ervin	0-1	0-0	0-0	1	2	0	8	5	0	0	19
Weaver	3-7	3-7	0-0	3	3	9	0	0	0	0	22
Cox	0-0	0-0	0-0	0	0	0	0	2	0	0	2
Evans	3-5	0-0	0-0	2	1	6	0	1	1	0	21
Totals	**29-64**	**10-28**	**17-23**	**30**	**27**	**85**	**18**	**14**	**3**	**9**	**200**
FG%	1st Half: 14-33 42.4%		2nd Half: 15-31 48.4%			Game: 45.3%					
3-Pt.%	1st Half: 4-17 23.5%		2nd Half: 6-11 54.5%			Game: 35.7%					
FT%	1st Half: 7-10 70.0%		2nd Half: 10-13 76.9%			Game: 73.9%					

Score by Periods	1st	2nd	Total
Georgia Tech	35	64	99
Tennessee State	39	46	85

Officials: Mike Stuart, Antonio Petty, Jeb Hartness
Technical fouls: Georgia Tech-Causey Tennessee State-Price.
Attendance: 7387
Points in the paint-GT 48,TSU 18. Points off turnovers-GT 19,TSU 26.
2nd chance points-GT 14,TSU 9. Fast break points-GT 4,TSU 12.
Bench points-GT 7,TSU 27. Score tied-7 times. Lead changed-11 times.
Largest lead-GT by 21 2nd-07:45, TSU by 7 1st-10:45.

GAME 3

Georgia Tech 82, Charlotte 77

Nov. 16, 2007 ~ St. Thomas, USVI

CHARLOTTE (2-1)

Player	FG-A	3P-A	FT-A	Reb	PF	Pts	A	TO	Blk	S	MIN
Mack	5-11	2-6	1-2	7	5	13	0	3	1	1	26
Wilderness	5-7	2-3	5-7	6	3	17	2	2	0	0	22
Jones	0-2	0-1	1-2	3	1	1	0	1	0	0	18
Harris	3-6	1-2	3-6	3	5	10	8	2	0	4	35
Goldwire	4-13	4-11	5-7	3	4	17	0	1	0	1	29
Coley	2-8	0-1	3-4	9	4	7	1	2	2	0	29
Ngoundjo	1-1	0-0	0-0	0	2	2	0	0	0	0	3
Andersen	2-4	2-4	1-2	2	2	7	2	0	0	0	18
Dewhurst	0-7	0-0	3-6	4	3	3	3	3	0	1	20
Totals	**22-59**	**11-28**	**22-36**	**38**	**29**	**77**	**16**	**14**	**3**	**7**	**200**
FG%	1st Half: 11-30 36.7%		2nd Half: 11-29 37.9%			Game: 37.3%					
3-Pt.%	1st Half: 4-13 30.8%		2nd Half: 7-15 46.7%			Game: 39.3%					
FT%	1st Half: 8-13 61.5%		2nd Half: 14-23 60.9%			Game: 61.1%					

GEORGIA TECH (2-1)

Player	FG-A	3P-A	FT-A	Reb	PF	Pts	A	TO	Blk	S	MIN
Smith	5-8	0-0	5-9	3	3	15	2	2	0	1	35
Aminu	3-8	0-0	4-4	6	3	10	2	4	1	0	23
Clinch	6-10	2-4	0-0	1	2	14	4	2	0	0	28
Causey	2-6	0-1	0-0	1	3	4	7	2	0	0	23
Morrow	6-11	3-4	4-5	6	4	19	0	1	0	1	36
Storrs	0-0	0-0	0-0	0	2	0	0	0	0	0	2
Faye	1-2	0-0	1-2	2	2	3	0	2	0	0	12
Bell	2-3	0-1	8-11	8	3	12	1	1	0	2	20
Lawal	1-2	0-0	3-4	3	4	5	1	2	1	0	12
Sheehan	0-0	0-0	0-0	2	2	0	0	2	0	1	9
Totals	**26-50**	**5-10**	**25-35**	**37**	**28**	**82**	**17**	**18**	**2**	**5**	**200**
FG%	1st Half: 16-26 61.5%		2nd Half: 10-24 41.7%			Game: 52.0%					
3-Pt.%	1st Half: 2-6 33.3%		2nd Half: 3-4 75.0%			Game: 50.0%					
FT%	1st Half: 6-10 60.0%		2nd Half: 19-25 76.0%			Game: 71.4%					

Score by Periods	1st	2nd	Total
Charlotte	34	43	77
Georgia Tech	40	42	82

Officials: Jamie Luckie, Pat Adams, Jerry Heater
Points in the paint-CHAR 18,GT 30. Points off turnovers-CHAR 15,GT 16.
2nd chance points-CHAR 23,GT 10. Fast break points-CHAR 5,GT 4.
Bench points-CHAR 19,GT 20. Score tied-12 times. Lead changed-16 times.
Largest lead-CHAR by 4 2nd-12:02, GT by 8 1st-00:46.

GAME 4

Winthrop 79, Georgia Tech 73

Nov. 18, 2007 ~ St. Thomas, USVI

GEORGIA TECH (2-2)

Player	FG-A	3P-A	FT-A	Reb	PF	Pts	A	TO	Blk	S	MIN
Smith	2-5	0-1	5-7	10	5	9	5	0	1	1	31
Aminu	9-13	0-0	1-2	5	3	19	0	0	0	2	25
Clinch	5-13	3-7	1-2	3	1	14	6	6	0	1	34
Bell	3-3	1-1	0-0	2	4	7	3	4	0	0	24
Morrow	3-17	2-7	2-2	5	3	10	0	3	0	2	33
Causey	3-5	2-4	0-0	1	4	8	5	1	0	1	16
Storrs	0-1	0-1	0-0	0	1	0	0	0	0	0	3
Faye	1-2	0-1	0-0	0	1	2	1	0	0	0	12
Lawal	2-4	0-0	0-0	3	1	4	1	0	0	0	19
Sheehan	0-0	0-0	0-0	0	1	0	0	0	0	0	3
Totals	**28-63**	**8-22**	**9-13**	**33**	**24**	**73**	**21**	**14**	**1**	**7**	**200**
FG%	1st Half: 15-26 57.7%		2nd Half: 13-37 35.1%			Game: 44.4%					
3-Pt.%	1st Half: 4-9 44.4%		2nd Half: 4-13 30.8%			Game: 36.4%					
FT%	1st Half: 5-7 71.4%		2nd Half: 4-6 66.7%			Game: 69.2%					

WINTHROP (3-0)

Player	FG-A	3P-A	FT-A	Reb	PF	Pts	A	TO	Blk	S	MIN
McCullough	5-7	0-0	2-2	3	3	12	2	0	0	2	25
Robinson	3-3	1-1	8-10	2	2	15	0	1	0	1	25
Corbin	3-6	0-0	1-4	8	4	7	2	2	0	0	25
Gaynor	4-9	3-7	2-6	8	0	13	8	3	0	2	36
Jenkins	8-16	4-9	0-0	0	1	20	3	1	1	1	37
Burton	0-2	0-0	0-0	3	0	0	0	1	0	0	5
Buechert	1-3	0-0	1-3	3	3	3	1	3	0	1	17
Harris	3-5	0-1	0-0	0	2	6	1	1	0	1	15
Faison	1-2	1-2	0-0	0	0	3	0	0	0	1	3
Valentine	0-3	0-0	0-0	1	1	0	0	1	1	0	12
Totals	**28-56**	**9-20**	**14-25**	**33**	**17**	**79**	**17**	**14**	**2**	**9**	**200**
FG%	1st Half: 13-29 44.8%		2nd Half: 15-27 55.6%			Game: 50.0%					
3-Pt.%	1st Half: 4-14 28.6%		2nd Half: 5-6 83.3%			Game: 45.0%					
FT%	1st Half: 3-4 75.0%		2nd Half: 11-21 52.4%			Game: 56.0%					

Score by Periods	1st	2nd	Total
Georgia Tech	39	34	73
Winthrop	33	46	79

Officials: Ray Styons, Freddie Williams, Ray Perone
Technical fouls: Winthrop-BENCH
Points in the paint-GT 36,WIN 28. Points off turnovers-GT 17,WIN 19.
2nd chance points-GT 13,WIN 13. Fast break points-GT 8,WIN 8.
Bench points-GT 14,WIN 12. Score tied-9 times. Lead changed-5 times.
Largest lead-GT by 10 2nd-17:51, WIN by 7 2nd-00:14.

GAME 5

Georgia Tech 70, Notre Dame 69

Nov. 19, 2007 ~ St. Thomas, USVI

GEORGIA TECH (3-2)

Player	FG-A	3P-A	FT-A	Reb	PF	Pts	A	TO	Blk	S	MIN
Smith	4-9	0-0	4-6	13	2	12	5	3	1	4	31
Aminu	5-11	0-0	1-3	5	4	11	1	4	0	0	28
Clinch	4-7	4-5	0-0	1	2	12	1	2	0	0	25
Bell	2-3	0-0	0-0	0	4	4	3	1	0	0	17
Morrow	5-12	2-5	0-0	5	1	12	1	0	0	2	29
Causey	4-7	3-5	0-0	0	3	11	5	3	0	2	23
Storrs	1-2	1-1	0-0	2	3	3	0	4	0	0	14
Faye	1-4	0-1	0-0	0	1	2	0	1	0	0	13
Lawal	0-0	0-0	1-2	1	3	1	1	1	0	0	17
Sheehan	1-2	0-0	0-0	1	3	2	0	1	0	0	3
Totals	**27-57**	**10-17**	**6-11**	**33**	**26**	**70**	**17**	**20**	**1**	**8**	**200**
FG%	1st Half: 13-28 46.4%		2nd Half: 14-29 48.3%			Game: 47.4%					
3-Pt.%	1st Half: 2-6 33.3%		2nd Half: 8-11 72.7%			Game: 58.8%					
FT%	1st Half: 2-5 40.0%		2nd Half: 4-6 66.7%			Game: 54.5%					

NOTRE DAME (2-2)

Player	FG-A	3P-A	FT-A	Reb	PF	Pts	A	TO	Blk	S	MIN
Kurz	3-6	3-5	6-6	5	4	15	4	3	2	1	31
Ayers	1-3	1-2	0-0	2	0	3	0	0	0	1	18
Harangody	8-19	0-0	6-9	11	2	22	1	3	3	3	35
Jackson	3-11	0-3	4-8	4	3	10	3	5	0	2	37
McAlarney	3-8	1-4	0-0	2	1	7	4	3	0	2	36
Peoples	0-1	0-1	0-0	0	0	0	0	1	0	0	8
Hillesland	4-5	0-0	4-6	5	4	12	2	4	0	2	27
Zeller	0-1	0-1	0-0	0	2	0	0	0	0	0	8
Totals	**22-54**	**5-16**	**20-29**	**32**	**16**	**69**	**14**	**19**	**5**	**11**	**200**
FG%	1st Half: 10-27 37.0%		2nd Half: 12-27 44.4%			Game: 40.7%					
3-Pt.%	1st Half: 3-9 33.3%		2nd Half: 2-7 28.6%			Game: 31.3%					
FT%	1st Half: 9-12 75.0%		2nd Half: 11-17 64.7%			Game: 69.0%					

Score by Periods	1st	2nd	Total
Georgia Tech	30	40	70
Notre Dame	32	37	69

Officials: Ray Perone, Raymie Styons, Jim Haney
Points in the paint-GT 22,ND 28. Points off turnovers-GT 17,ND 17.
2nd chance points-GT 7,ND 18. Fast break points-GT 11,ND 4.
Bench points-GT 19,ND 12. Score tied-1 time. Lead changed-2 times.
Largest lead-GT by 4 1st-18:56, ND by 9 2nd-05:11.

GAME 6

Indiana 83, Georgia Tech 79

Nov. 27, 2007 ~ Bloomington, Ind.

GEORGIA TECH (3-3)

Player	FG-A	3P-A	FT-A	Reb	PF	Pts	A	TO	Blk	S	MIN
Smith	4-8	0-1	2-4	11	4	10	3	1	0	1	34
Aminu	3-7	0-0	1-2	6	3	7	0	1	0	1	21
Clinch	6-15	3-5	3-4	4	4	18	3	3	0	1	34
Bell	2-4	0-0	1-2	0	1	5	3	3	0	1	23
Morrow	6-12	3-6	2-2	5	3	17	1	0	0	0	35
Causey	1-4	0-2	1-3	1	4	3	6	3	0	1	20
Miller	0-1	0-0	0-0	1	0	0	1	1	0	1	9
Lawal	8-12	0-0	1-3	3	4	17	0	0	3	1	16
Peacock	1-3	0-2	0-0	1	1	2	0	0	0	0	8
Totals	**31-66**	**6-16**	**11-20**	**32**	**24**	**79**	**17**	**13**	**3**	**7**	**200**
FG%	1st Half: 14-35 40.0%		2nd Half: 17-31 54.8%			Game: 47.0%					
3-Pt.%	1st Half: 4-10 40.0%		2nd Half: 2-6 33.3%			Game: 37.5%					
FT%	1st Half: 2-5 40.0%		2nd Half: 9-15 60.0%			Game: 55.0%					

INDIANA (5-1)

Player	FG-A	3P-A	FT-A	Reb	PF	Pts	A	TO	Blk	S	MIN
White	6-9	0-0	6-12	14	3	18	0	4	3	2	36
Stemler	5-9	3-6	2-2	3	2	15	0	0	0	1	32
Bassett	1-6	1-4	1-2	0	4	4	6	1	0	1	37
Ellis	4-7	1-2	6-6	7	5	15	2	3	0	2	33
Gordon	7-14	2-6	13-16	4	2	29	2	8	1	0	40
Thomas	0-0	0-0	0-0	0	0	0	0	0	0	0	2
White	1-4	0-0	0-0	6	4	2	0	1	0	1	20
Totals	**24-49**	**7-18**	**28-38**	**37**	**20**	**83**	**10**	**17**	**4**	**7**	**200**
FG%	1st Half: 14-29 48.3%		2nd Half: 10-20 50.0%			Game: 49.0%					
3-Pt.%	1st Half: 4-10 40.0%		2nd Half: 3-8 37.5%			Game: 38.9%					
FT%	1st Half: 6-10 60.0%		2nd Half: 22-28 78.6%			Game: 73.7%					

Score by Periods	1st	2nd	Total
Georgia Tech	34	45	79
Indiana	38	45	83

Officials: Ed Hightower, Steve Welmer, Jim Burr
Attendance: 17230
Points in the paint-GT 40, IU 30. Points off turnovers-GT 9, IU 9.
2nd chance points-GT 16, IU 9. Fast break points-GT 13, IU 4.
Bench points-GT 22, IU 2. Score tied-6 times. Lead changed-10 times.
Largest lead-GT by 8 1st-09:58, IU by 10 2nd-03:37.

2007-08 Game Summaries

GAME 7

Vanderbilt 92, Georgia Tech 79

Dec. 1, 2007 ~ Nashville, Tenn.

GEORGIA TECH (3-4)

Player	FG-A	3P-A	FT-A	Reb	PF	Pts	A	TO	Blk	S	MIN
Smith	2-4	0-0	0-0	4	1	4	0	0	0	2	14
Aminu	1-4	0-0	0-0	0	1	2	1	1	0	0	10
Clinch	5-12	1-5	4-5	1	2	15	0	0	0	0	29
Bell	1-4	0-1	1-2	1	3	3	1	2	0	0	18
Morrow	3-7	1-3	5-5	4	2	12	0	0	0	1	21
Causey	3-4	1-1	0-0	0	3	7	1	1	0	0	14
Miller	2-3	0-1	0-0	2	3	4	2	4	0	1	11
Storrs	1-3	0-2	5-5	0	1	7	0	0	0	0	13
Faye	2-7	0-1	0-0	5	0	4	1	2	0	1	15
Lawal	2-3	0-0	0-1	2	4	4	0	4	0	0	15
Sheehan	0-1	0-0	0-0	3	3	0	2	1	1	1	21
Peacock	6-9	1-1	4-4	2	4	17	0	2	0	0	19
Totals	**28-61**	**4-15**	**19-22**	**27**	**27**	**79**	**8**	**17**	**1**	**6**	**200**
FG%	1st Half: 11-29 37.9%		2nd Half: 17-32 53.1%			Game: 45.9%					
3-Pt.%	1st Half: 2-7 28.6%		2nd Half: 2-8 25.0%			Game: 26.7%					
FT%	1st Half: 7-8 87.5%		2nd Half: 12-14 85.7%			Game: 86.4%					

VANDERBILT (7-0)

Player	FG-A	3P-A	FT-A	Reb	PF	Pts	A	TO	Blk	S	MIN
Foster	6-8	2-3	3-4	2	2	17	2	1	0	0	27
Neltner	2-4	1-2	4-4	3	2	9	2	1	0	2	23
Ogilvy	6-7	0-0	4-6	6	2	16	0	1	1	0	22
Beal	2-4	2-4	1-2	1	2	7	9	1	0	2	26
Gordon	4-6	3-4	0-1	3	1	11	5	2	0	1	25
Metcalfe	5-7	0-1	5-8	5	1	15	0	1	0	0	17
Bell	2-7	2-6	0-0	1	1	6	0	3	0	0	17
McClellan	0-2	0-1	4-8	5	3	4	0	0	0	0	16
Walker	1-3	0-1	1-2	1	5	3	2	2	0	1	10
Drake	1-5	0-0	0-0	2	3	2	0	1	0	1	14
Duffy	0-0	0-0	2-2	0	0	2	0	0	0	0	3
Totals	**29-53**	**10-22**	**24-37**	**30**	**22**	**92**	**20**	**13**	**1**	**7**	**200**
FG%	1st Half: 17-26 65.4%		2nd Half: 12-27 44.4%			Game: 54.7%					
3-Pt.%	1st Half: 7-11 63.6%		2nd Half: 3-11 27.3%			Game: 45.5%					
FT%	1st Half: 10-14 71.4%		2nd Half: 14-23 60.9%			Game: 64.9%					

Score by Periods	1st	2nd	Total
Georgia Tech	31	48	79
Vanderbilt	51	41	92

Officials: Tony Greene, J.B. Caldwell, Pat Adams
Attendance: 13322
Points in the paint-GT 38,VU 34. Points off turnovers-GT 14,VU 16.
2nd chance points-GT 13,VU 9. Fast break points-GT 4,VU 2.
Bench points-GT 43,VU 32. Score tied-0 times. Lead changed-1 time.
Largest lead-GT by 2 1st-19:32, VU by 28 2nd-05:05.

GAME 8

Georgia Tech 72, Georgia State 67

Dec. 5, 2007 ~ Atlanta, Ga.

GEORGIA TECH (4-4)

Player	FG-A	3P-A	FT-A	Reb	PF	Pts	A	TO	Blk	S	MIN
Lawal	4-5	0-0	0-0	2	2	8	0	1	0	0	14
Smith	2-4	0-1	1-5	4	2	5	2	0	1	0	24
Clinch	7-15	2-6	6-6	1	1	22	1	3	0	0	33
Causey	1-2	1-1	2-3	3	1	5	6	0	0	1	31
Morrow	3-10	1-5	0-0	7	3	7	0	1	0	1	21
Miller	0-3	0-2	0-0	1	0	0	2	2	0	0	9
Storrs	0-1	0-1	0-0	1	0	0	0	0	0	0	3
Bell	1-1	0-0	2-2	1	1	4	3	0	0	1	23
Sheehan	0-0	0-0	2-2	1	1	2	0	1	1	0	10
Peacock	6-9	1-1	4-5	4	4	17	2	3	0	1	27
Aminu	1-1	0-0	0-0	1	0	2	0	2	0	0	5
Totals	**25-51**	**5-17**	**17-23**	**30**	**15**	**72**	**16**	**13**	**2**	**4**	**200**
FG%	1st Half: 12-26 46.2%		2nd Half: 13-25 52.0%			Game: 49.0%					
3-Pt.%	1st Half: 2-9 22.2%		2nd Half: 3-8 37.5%			Game: 29.4%					
FT%	1st Half: 6-8 75.0%		2nd Half: 11-15 73.3%			Game: 73.9%					

GEORGIA STATE (2-5)

Player	FG-A	3P-A	FT-A	Reb	PF	Pts	A	TO	Blk	S	MIN
Chase	4-9	1-3	3-3	8	4	12	0	1	0	0	33
Lott	5-5	2-2	2-2	3	1	14	0	1	0	0	22
Billingslea	2-3	0-0	2-2	3	4	6	1	2	0	1	19
Mendez	7-17	2-8	4-5	2	2	20	3	1	0	0	36
Jones	1-2	0-1	0-0	3	4	2	9	3	1	2	26
Goldston	2-10	1-5	0-0	0	3	5	3	1	0	2	19
Moynihan	0-0	0-0	0-0	0	0	0	0	1	0	0	1
Ali	2-6	1-2	0-0	3	1	5	1	0	1	1	24
Krubally	0-1	0-0	0-0	1	2	0	0	0	0	1	5
Dickerson	1-1	0-0	1-2	2	2	3	0	1	1	0	15
Totals	**24-54**	**7-21**	**12-14**	**27**	**23**	**67**	**17**	**13**	**3**	**7**	**200**
FG%	1st Half: 12-29 41.4%		2nd Half: 12-25 48.0%			Game: 44.4%					
3-Pt.%	1st Half: 5-13 38.5%		2nd Half: 2-8 25.0%			Game: 33.3%					
FT%	1st Half: 3-3 100%		2nd Half: 9-11 81.8%			Game: 85.7%					

Score by Periods	1st	2nd	Total
Georgia Tech	32	40	72
Georgia State	32	35	67

Officials: Ray Natili, Bernard Clinton, Zelton Steed
Technical fouls: Georgia Tech-Peacock
Attendance: 3279
Points in the paint-GT 24,GAST 26. Points off turnovers-GT 13,GAST 16.
2nd chance points-GT 6,GAST 8. Fast break points-GT 11,GAST 4.
Bench points-GT 25,GAST 13. Score tied-3 times. Lead changed-4 times.
Largest lead-GT by 7 1st-16:47, GAST by 8 2nd-15:32.

GAME 9

Kansas 71, Georgia Tech 66

Dec. 18, 2007 ~ Atlanta, Ga.

KANSAS (11-0)

Player	FG-A	3P-A	FT-A	Reb	PF	Pts	A	TO	Blk	S	MIN
Arthur	3-5	0-0	0-0	6	4	6	0	2	1	0	19
Jackson	2-3	0-0	0-1	2	5	4	2	3	0	1	21
Robinson	4-8	3-6	6-10	1	2	17	4	2	0	3	33
Chalmers	4-7	1-3	2-3	1	5	11	1	3	1	1	33
Rush	4-8	1-4	2-2	6	1	11	2	3	4	0	29
Collins	4-12	1-4	2-2	5	1	11	3	4	0	3	24
Stewart	2-2	0-0	0-1	3	2	4	1	0	0	0	13
Kaun	1-1	0-0	5-6	3	2	7	0	1	3	0	26
Aldrich	0-0	0-0	0-0	0	0	0	0	0	0	0	2
Totals	**24-46**	**6-17**	**17-25**	**29**	**22**	**71**	**13**	**18**	**9**	**8**	**200**
FG%	1st Half: 12-24 50.0%		2nd Half: 12-22 54.5%			Game: 52.2%					
3-Pt.%	1st Half: 4-11 36.4%		2nd Half: 2-6 33.3%			Game: 35.3%					
FT%	1st Half: 8-12 66.7%		2nd Half: 9-13 69.2%			Game: 68.0%					

GEORGIA TECH (4-5)

Player	FG-A	3P-A	FT-A	Reb	PF	Pts	A	TO	Blk	S	MIN
Morrow	4-7	2-4	2-2	5	4	12	2	1	0	2	27
Lawal	2-2	0-0	1-1	2	2	5	0	2	0	0	14
Smith	1-6	0-0	0-0	9	3	2	2	3	0	0	21
Clinch	8-16	3-10	3-4	2	3	22	0	2	0	2	37
Causey	3-4	1-2	2-2	1	4	9	2	4	0	1	14
Miller	0-1	0-0	0-0	1	0	0	4	2	0	1	12
Storrs	0-0	0-0	0-0	1	1	0	0	0	0	0	4
Bell	3-4	0-0	1-2	1	2	7	1	1	0	1	25
Peacock	2-9	1-3	0-0	3	2	5	0	3	0	0	27
Aminu	1-5	0-0	2-5	6	1	4	0	0	0	1	19
Totals	24-54	7-19	11-16	34	22	66	11	19	0	8	200
FG%	1st Half: 10-21 47.6%		2nd Half: 14-33 42.4%			Game: 44.4%					
3-Pt.%	1st Half: 3-7 42.9%		2nd Half: 4-12 33.3%			Game: 36.8%					
FT%	1st Half: 6-8 75.0%		2nd Half: 5-8 62.5%			Game: 68.8%					

Score by Periods	1st	2nd	Total
Kansas	36	35	71
Georgia Tech	29	37	66

Officials: Karl Hess, Ted Valentine, Jamie Luckie
Attendance: 9191
Points in the paint-KU 30,GT 28. Points off turnovers-KU 29,GT 21.
2nd chance points-KU 13,GT 4. Fast break points-KU 8,GT 14.
Bench points-KU 22,GT 16. Score tied-5 times. Lead changed-3 times.
Largest lead-KU by 13 2nd-12:46, GT by 3 1st-19:18.

GAME 10

Georgia Tech 86, Centenary 41

Dec. 22, 2007 ~ Atlanta, Ga.

CENTENARY (7-6)

Player	FG-A	3P-A	FT-A	Reb	PF	Pts	A	TO	Blk	S	MIN
Glenn	4-8	2-3	0-0	9	0	10	0	3	2	0	27
Hill	2-8	0-1	0-0	4	2	4	0	0	0	0	19
Stallings	3-10	2-5	1-2	2	0	9	2	6	0	2	33
Gatlin	0-2	0-2	2-2	1	1	2	0	1	0	0	23
Adams	2-10	2-6	2-4	1	2	8	5	5	0	2	39
King	0-1	0-1	0-0	0	1	0	0	2	0	0	8
Hill	0-1	0-0	0-0	0	0	0	0	0	0	0	1
Cortez	1-5	1-5	0-0	3	2	3	0	2	0	0	22
Bonham	0-0	0-0	1-3	3	2	1	1	1	0	0	15
Shokouhizadeh	0-0	0-0	0-0	0	0	0	0	0	0	0	1
Price	2-4	0-0	0-0	2	4	4	0	0	0	0	12
Totals	**14-49**	**7-23**	**6-11**	**28**	**15**	**41**	**8**	**23**	**2**	**4**	**200**
FG%	1st Half: 8-26 30.8%		2nd Half: 6-23 26.1%			Game: 28.6%					
3-Pt.%	1st Half: 5-12 41.7%		2nd Half: 2-11 18.2%			Game: 30.4%					
Ft%	1st Half: 2-2 100%		2nd Half: 4-9 44.4%			Game: 54.5%					

GEORGIA TECH (5-5)

Player	FG-A	3P-A	FT-A	Reb	PF	Pts	A	TO	Blk	S	MIN
Morrow	4-8	1-4	2-2	3	0	11	1	0	1	2	20
Lawal	2-3	0-0	2-3	4	2	6	0	3	3	0	16
Smith	3-6	0-0	2-3	5	1	8	3	0	1	2	17
Clinch	5-8	3-5	0-0	6	2	13	1	6	0	0	22
Causey	2-5	2-4	0-0	2	2	6	5	0	0	0	16
Miller	4-6	3-4	2-3	2	2	13	3	0	0	5	19
Storrs	3-8	1-5	1-2	2	1	8	3	1	0	0	15
Bell	2-6	1-3	4-4	3	3	9	3	1	1	1	19
Anderson	1-2	0-0	0-0	2	0	2	0	0	0	0	3
Cage	0-1	0-1	0-0	0	0	0	1	0	0	0	5
Sheehan	1-2	0-0	0-0	4	0	2	1	1	0	0	11
Peacock	1-4	0-1	0-0	7	0	2	1	0	0	2	17
Aminu	2-3	0-0	2-2	0	1	6	0	1	2	2	20
Totals	**30-62**	**11-27**	**15-19**	**42**	**14**	**86**	**22**	**13**	**8**	**14**	**200**
FG%	1st Half: 14-31 45.2%		2nd Half: 16-31 51.6%			Game: 48.4%					
3-Pt.%	1st Half: 6-16 37.5%		2nd Half: 5-11 45.5%			Game: 40.7%					
Ft%	1st Half: 7-9 77.8%		2nd Half: 8-10 80.0%			Game: 78.9%					

Score by Periods	1st	2nd	Total
Centenary	23	18	41
Georgia Tech	41	45	86

Officials: Gary Maxwell, Tim Nestor, Bret Wegenke
Technical fouls: Centenary-TEAM
Attendance: 9191
Points in the paint-CC 14,GT 32. Points off turnovers-CC 11,GT 30.
2nd chance points-CC 4,GT 16. Fast break points-CC 7,GT 20.
Bench points-CC 8,GT 42. Score tied-0 times. Lead changed-0 times.
Largest lead-CC None, GT by 45 2nd-01:52.

GAME 11

Georgia Tech 83, Tennessee Tech 63

Dec. 27, 2007 ~ Atlanta, Ga.

TENNESSEE TECH (4-9)

Player	FG-A	3P-A	FT-A	Reb	PF	Pts	A	TO	Blk	S	MIN
Moore	0-2	0-0	0-0	3	1	0	1	2	0	1	13
Mckenzie	6-12	0-2	4-8	11	4	16	0	3	0	3	32
Fisher	6-11	2-4	9-11	4	4	23	4	4	0	3	33
Davis	0-3	0-1	0-0	0	0	0	0	1	0	0	17
Minaya	1-5	0-1	0-0	2	3	2	1	3	0	1	21
Smiley	0-1	0-1	0-0	0	0	0	0	0	0	0	1
Stowers	0-0	0-0	0-0	0	1	0	0	2	0	0	4
Northern	3-6	0-0	5-7	7	3	11	0	2	3	1	30
Barnes	1-3	0-1	2-2	2	0	4	3	4	0	2	20
Jackson	2-4	0-1	0-0	0	1	4	1	1	0	0	9
Nixon	1-2	0-0	1-4	0	4	3	1	1	0	1	14
Bryant	0-0	0-0	0-0	0	1	0	0	4	0	0	6
Totals	**20-49**	**2-11**	**21-32**	**34**	**22**	**63**	**11**	**27**	**3**	**12**	**200**
FG%	1st Half: 6-22 27.3%		2nd Half: 14-27 51.9%			Game: 40.8%					
3-Pt.%	1st Half: 0-6 0.0%		2nd Half: 2-5 40.0%			Game: 18.2%					
FT%	1st Half: 7-9 77.8%		2nd Half: 14-23 60.9%			Game: 65.6%					

GEORGIA TECH (6-5)

Player	FG-A	3P-A	FT-A	Reb	PF	Pts	A	TO	Blk	S	MIN
Morrow	1-8	1-5	4-4	4	3	7	1	1	0	0	25
Lawal	5-6	0-0	3-6	8	4	13	0	0	2	2	15
Smith	7-10	0-0	2-2	2	2	16	1	1	1	3	27
Clinch	5-12	0-4	1-1	3	2	11	1	6	0	1	23
Causey	3-5	1-2	2-2	3	2	9	4	4	0	2	21
Miller	3-5	0-1	0-0	0	3	6	6	0	0	2	18
Storrs	1-2	0-1	0-0	2	1	2	1	1	0	1	11
Bell	0-6	0-2	0-0	0	0	0	3	0	1	0	23
Sheehan	0-1	0-0	0-0	1	2	0	0	1	0	0	12
Peacock	1-4	0-1	8-8	6	4	10	0	0	0	3	13
Aminu	3-5	0-0	3-4	7	2	9	0	0	1	0	12
Totals	**29-64**	**2-16**	**23-27**	**38**	**25**	**83**	**14**	**17**	**4**	**15**	**200**
FG%	1st Half: 16-35 45.7%		2nd Half: 13-29 44.8%			Game: 45.3%					
3-Pt.%	1st Half: 1-11 9.1%		2nd Half: 1-5 20.0%			Game: 12.5%					
FT%	1st Half: 7-8 87.5%		2nd Half: 16-19 84.2%			Game: 85.2%					

Score by Periods	1st	2nd	Total
Tennessee Tech	**19**	**44**	**63**
Georgia Tech	**40**	**43**	**83**

Officials: Mike Eades, Ray Natili, Sean Hull
Attendance: 9191
Points in the paint-TTU 34,GT 46. Points off turnovers-TTU 21,GT 35.
2nd chance points-TTU 6,GT 17. Fast break points-TTU 20,GT 26.
Bench points-TTU 22,GT 27. Score tied-0 times. Lead changed-0 times.
Largest lead-TTU None, GT by 28 2nd-10:32.

GAME 12

Florida State 66, Georgia Tech 64

Dec. 30, 2007 ~ Atlanta, Ga.

FLORIDA STATE (11-4, 1-0)

Player	FG-A	3P-A	FT-A	Reb	PF	Pts	A	TO	Blk	S	MIN
Zitani	1-2	1-1	0-0	1	3	3	0	1	0	0	7
Echefu	4-6	1-3	2-3	8	3	11	2	0	2	1	37
Swann	1-4	0-3	2-2	4	3	4	0	3	0	1	30
Douglas	9-15	2-6	2-4	2	2	22	2	6	0	4	39
Rich	5-13	0-3	1-2	0	1	11	2	3	0	3	39
Demercy	2-2	1-1	0-0	1	1	5	0	1	0	1	12
Mims	4-9	2-5	0-0	7	3	10	4	3	0	2	36
Totals	**26-51**	**7-22**	**7-11**	**24**	**16**	**66**	**10**	**18**	**2**	**12**	**200**
FG%	1st Half: 15-27 55.6%		2nd Half: 11-24 45.8%			Game: 51.0%					
3-Pt.%	1st Half: 7-14 50.0%		2nd Half: 0-8 0.0%			Game: 31.8%					
FT%	1st Half: 3-4 75.0%		2nd Half: 4-7 57.1%			Game: 63.6%					

GEORGIA TECH (6-6, 0-1)

Player	FG-A	3P-A	FT-A	Reb	PF	Pts	A	TO	Blk	S	MIN
Morrow	7-9	3-4	0-1	6	1	17	2	3	0	3	36
Lawal	2-3	0-0	2-2	1	2	6	1	2	2	0	20
Smith	2-5	0-1	5-6	11	2	9	1	2	0	1	27
Clinch	2-6	2-6	1-3	0	3	7	3	3	0	1	26
Causey	0-3	0-1	0-0	1	2	0	3	5	1	0	22
Miller	1-2	1-2	0-0	0	2	3	2	2	0	0	6
Bell	5-9	1-3	4-7	1	1	15	0	1	0	1	30
Peacock	3-6	1-2	0-0	4	2	7	2	1	1	0	23
Aminu	0-1	0-0	0-0	1	1	0	1	1	0	0	10
Totals	**22-44**	**8-19**	**12-19**	**26**	**16**	**64**	**15**	**20**	**4**	**6**	**200**
FG%	1st Half: 12-23 52.2%		2nd Half: 10-21 47.6%			Game: 50.0%					
3-Pt.%	1st Half: 6-12 50.0%		2nd Half: 2-7 28.6%			Game: 42.1%					
FT%	1st Half: 4-6 66.7%		2nd Half: 8-13 61.5%			Game: 63.2%					

Score by Periods	1st	2nd	Total
Florida State	40	26	66
Georgia Tech	34	30	64

Officials: Karl Hess, Tony Greene, Mike Kitts
Attendance: 9191
Points in the paint-FSU 34,GT 20. Points off turnovers-FSU 28,GT 18.
2nd chance points-FSU 10,GT 2. Fast break points-FSU 20,GT 10.
Bench points-FSU 15,GT 25. Score tied-8 times. Lead changed-8 times.
Largest lead-FSU by 8 2nd-18:57, GT by 10 1st-17:35.

GAME 13

Georgia Tech 77, Presbyterian 64

Jan. 6, 2008 ~ Atlanta, Ga.

PRESBYTERIAN (1-19)

Player	FG-A	3P-A	FT-A	Reb	PF	Pts	A	TO	Blk	S	MIN
Coleman	3-5	0-0	9-13	2	4	15	1	1	0	0	32
Sligh	0-0	0-0	0-0	4	5	0	0	1	0	1	19
Lamb	1-3	0-2	0-0	0	2	2	3	1	0	0	14
Johnson	4-8	4-5	0-1	4	1	12	2	2	0	0	29
Bostic	0-1	0-1	0-0	3	4	0	2	3	0	1	22
P. Miller	6-11	6-10	0-0	1	1	18	4	1	0	0	26
Kiscaden	4-10	4-9	0-0	1	1	12	2	2	0	0	29
Harmon	0-0	0-0	0-0	0	0	0	0	0	0	0	0+
Allen	1-4	1-4	2-2	3	2	5	3	1	0	1	29
Totals	**19-42**	**15-31**	**11-16**	**20**	**20**	**64**	**17**	**13**	**0**	**3**	**200**
FG%	1st Half: 9-20 45.0%		2nd Half: 10-22 45.5%			Game: 45.2%					
3-Pt.%	1st Half: 6-14 42.9%		2nd Half: 9-17 52.9%			Game: 48.4%					
FT%	1st Half: 9-13 69.2%		2nd Half: 2-3 66.7%			Game: 68.8%					

GEORGIA TECH (7-6)

Player	FG-A	3P-A	FT-A	Reb	PF	Pts	A	TO	Blk	S	MIN
Lawal	5-7	0-0	3-9	9	2	13	0	0	0	1	19
Smith	2-5	0-0	0-0	4	2	4	1	1	0	1	19
Clinch	3-7	1-4	0-0	2	4	7	0	1	0	1	21
Causey	0-2	0-1	0-0	1	2	0	3	2	0	1	10
Morrow	4-7	4-5	4-4	5	1	16	2	0	0	1	29
Miller	3-7	3-5	4-4	0	2	13	1	0	0	2	24
Storrs	0-1	0-0	0-0	1	1	0	3	0	0	0	12
Bell	2-2	0-0	4-4	1	1	8	5	1	0	3	25
Peacock	5-6	0-1	2-4	4	2	12	2	3	0	1	24
Aminu	2-2	0-0	0-0	3	1	4	1	1	1	0	17
Totals	**26-46**	**8-16**	**17-25**	**31**	**18**	**77**	**18**	**9**	**1**	**11**	**200**
FG%	1st Half: 12-23 52.2%		2nd Half: 14-23 60.9%			Game: 56.5%					
3-Pt.%	1st Half: 5-11 45.5%		2nd Half: 3-5 60.0%			Game: 50.0%					
FT%	1st Half: 9-15 60.0%		2nd Half: 8-10 80.0%			Game: 68.0%					

Score by Periods	1st	2nd	Total
Presbyterian	33	31	64
Georgia Tech	38	39	77

Officials: Jamie Luckie, Jerry Heater, Ray Perone
Attendance: 9191
Points in the paint-PCM 6,GT 34. Points off turnovers-PCM 6,GT 21.
2nd chance points-PCM 0,GT 7. Fast break points-PCM 0,GT 11.
Bench points-PCM 35,GT 37. Score tied-3 times. Lead changed-3 times.
Largest lead-PCM by 4 1st-17:50, GT by 17 2nd-16:26.

MATT CAUSEY POURED IN 30 POINTS AGAINST VIRGINIA TECH, HITTING SEVEN THREE-POINT BASKETS.

GAME 14

Georgia 79, Georgia Tech 72

Jan. 9, 2008 ~ Athens, Ga.

GEORGIA TECH (7-7)

Player	FG-A	3P-A	FT-A	Reb	PF	Pts	A	TO	Blk	S	MIN
Clinch	4-10	3-6	0-0	2	2	11	1	3	0	1	32
Causey	2-5	1-2	1-2	2	3	6	2	1	0	2	11
Morrow	4-7	2-4	4-6	6	1	14	1	1	0	1	34
Lawal	0-1	0-1	0-4	3	2	0	0	1	0	0	9
Smith	2-6	0-0	3-6	10	1	7	3	5	0	3	26
Miller	3-9	0-3	9-12	3	3	15	3	1	0	2	27
Storrs	0-2	0-2	0-0	0	1	0	1	0	0	0	5
Bell	1-3	0-0	0-0	1	5	2	0	1	0	0	11
Peacock	3-6	1-2	1-3	3	4	8	1	1	0	1	18
Aminu	4-8	0-0	1-2	6	5	9	1	1	2	1	27
Totals	**23-57**	**7-20**	**19-35**	**37**	**27**	**72**	**13**	**15**	**2**	**11**	**200**
FG%	1st Half: 9-27 33.3%		2nd Half: 14-30 46.7%			Game: 40.4%					
3-Pt.%	1st Half: 2-8 25.0%		2nd Half: 5-12 41.7%			Game: 35.0%					
FT%	1st Half: 7-15 46.7%		2nd Half: 12-20 60.0%			Game: 54.3%					

GEORGIA (9-4)

Player	FG-A	3P-A	FT-A	Reb	PF	Pts	A	TO	Blk	S	MIN
Gaines	6-8	2-3	2-6	6	4	16	5	1	0	2	33
Woodbury	2-10	0-3	4-4	4	2	8	1	4	0	1	27
Humphrey	9-12	2-3	3-4	4	1	23	0	2	0	3	34
Bliss	1-2	0-0	2-3	4	5	4	0	0	0	1	27
Price	2-5	0-0	2-2	4	5	6	0	3	0	0	17
Barnes	0-0	0-0	0-1	2	0	0	0	2	0	0	7
Swansey	0-0	0-0	0-0	0	0	0	1	0	0	0	4
Brewer	3-6	1-3	0-0	1	1	7	0	0	0	1	13
Butler	3-4	2-3	3-5	2	2	11	1	0	0	1	21
Jackson	0-5	0-0	4-6	6	3	4	2	3	1	1	17
Totals	**26-52**	**7-15**	**20-31**	**37**	**23**	**79**	**10**	**15**	**1**	**10**	**201**
FG%	1st Half: 13-26 50.0%		2nd Half: 13-26 50.0%			Game: 50.0%					
3-Pt.%	1st Half: 3-8 37.5%		2nd Half: 4-7 57.1%			Game: 46.7%					
FT%	1st Half: 7-15 46.7%		2nd Half: 13-16 81.3%			Game: 64.5%					

Score by Periods	1st	2nd	Total
Georgia Tech	27	45	72
Georgia	36	43	79

Officials: Tim Higgins, Jim Burr, Mike Eades
Attendance: 10503
Points in the paint-GT 18,UGA 26. Points off turnovers-GT 16,UGA 10.
2nd chance points-GT 13,UGA 12. Fast break points-GT 4,UGA 2.
Bench points-GT 34,UGA 22. Score tied-3 times. Lead changed-3 times.
Largest lead-GT by 3 1st-14:05, UGA by 12 1st-00:56.

GAME 15

Miami 78, Georgia Tech 68

Jan. 12, 2008 ~ Coral Gables, Fla.

GEORGIA TECH (7-8, 0-2)

Player	FG-A	3P-A	FT-A	Reb	PF	Pts	A	TO	Blk	S	MIN
Bell	1-4	1-1	1-2	0	3	4	1	4	1	1	27
Lawal	0-3	0-0	0-0	5	2	0	1	4	0	2	12
Smith	8-13	0-0	5-7	10	4	21	0	2	1	1	34
Miller	0-5	0-2	0-0	5	2	0	2	2	0	1	18
Morrow	6-10	3-6	2-2	2	1	17	1	1	0	1	34
Clinch	3-10	2-5	5-6	3	0	13	1	1	0	1	28
Causey	1-2	0-1	0-0	1	4	2	2	1	0	0	14
Peacock	2-6	0-2	0-0	1	5	4	1	1	0	1	18
Aminu	3-5	0-0	1-2	5	4	7	0	2	1	1	15
Totals	**24-58**	**6-17**	**14-19**	**35**	**26**	**68**	**9**	**18**	**3**	**9**	**200**
FG%	1st Half: 12-29 41.4%		2nd Half: 12-29 41.4%			Game: 41.4%					
3-Pt.%	1st Half: 4-10 40.0%		2nd Half: 2-7 28.6%			Game: 35.3%					
FT%	1st Half: 3-4 75.0%		2nd Half: 11-15 73.3%			Game: 73.7%					

MIAMI (14-1, 1-0)

Player	FG-A	3P-A	FT-A	Reb	PF	Pts	A	TO	Blk	S	MIN
Collins	2-3	0-0	1-3	5	1	5	0	1	5	0	18
Asbury	3-7	0-3	5-6	6	3	11	1	3	0	1	30
King	4-8	0-0	1-3	8	0	9	1	0	0	2	29
Dews	7-16	2-8	4-4	3	2	20	1	0	1	1	31
McClinton	3-11	0-4	8-8	4	1	14	2	6	0	0	37
Graham	5-6	0-0	3-4	3	4	13	0	0	1	0	14
Hurdle	1-6	0-3	0-0	1	3	2	2	1	0	0	15
Rios	0-1	0-0	0-0	1	0	0	2	2	0	0	6
Hicks	0-2	0-1	4-4	4	4	4	1	1	0	0	20
Totals	**25-60**	**2-19**	**26-32**	**39**	**18**	**78**	**10**	**14**	**7**	**4**	**200**
FG%	1st Half: 13-35 37.1%		2nd Half: 12-25 48.0%			Game: 41.7%					
3-Pt.%	1st Half: 0-9 0.0%		2nd Half: 2-10 20.0%			Game: 10.5%					
FT%	1st Half: 7-10 70.0%		2nd Half: 19-22 86.4%			Game: 81.3%					

Score by Periods	1st	2nd	Total
Georgia Tech	31	37	68
Miami (Fla.)	33	45	78

Officials: Ted Valentine, Gary Maxwell, Brian Dorsey
Technical fouls: Georgia Tech-Causey, Bench. Miami (Fla.)-Collins.
Attendance: 7000
Points in the paint-GT 30,UM 26. Points off turnovers-GT 11,UM 24.
2nd chance points-GT 8,UM 18. Fast break points-GT 4,UM 0.
Bench points-GT 26,UM 19. Score tied-5 times. Lead changed-3 times.
Largest lead-GT by 12 1st-09:54, UM by 13 2nd-00:39.

GAME 16

North Carolina 83, Georgia Tech 82

Jan. 16, 2008 ~ Atlanta, Ga.

NORTH CAROLINA (18-0, 3-0)

Player	FG-A	3P-A	FT-A	Reb	PF	Pts	A	TO	Blk	S	MIN
Thompson	4-7	0-0	1-1	3	1	9	0	1	1	0	24
Hansbrough	7-14	0-0	13-15	11	3	27	1	1	0	3	34
Ginyard	4-7	0-0	0-1	4	3	8	0	1	0	2	33
Lawson	6-13	0-2	1-1	5	1	13	5	4	0	1	33
Ellington	3-10	1-5	0-0	2	1	7	2	3	0	2	31
Thomas	2-2	1-1	0-0	0	0	5	2	0	0	0	7
Graves	0-0	0-0	0-0	0	0	0	0	0	0	0	2
Green	2-7	0-2	6-8	4	2	10	2	1	2	2	20
Stepheson	2-3	0-0	0-0	2	3	4	0	3	1	0	16
Totals	**30-63**	**2-10**	**21-26**	**40**	**14**	**83**	**12**	**15**	**4**	**10**	**200**
FG%	1st Half: 19-34 55.9%		2nd Half: 11-29 37.9%			Game: 47.6%					
3-Pt.%	1st Half: 1-5 20.0%		2nd Half: 1-5 20.0%			Game: 20.0%					
FT%	1st Half: 9-9 100%		2nd Half: 12-17 70.6%			Game: 80.8%					

GEORGIA TECH (7-9, 0-3)

Player	FG-A	3P-A	FT-A	Reb	PF	Pts	A	TO	Blk	S	MIN
Morrow	5-15	3-8	0-0	3	2	13	0	2	0	2	27
Smith	4-8	0-0	7-8	7	3	15	1	2	1	1	29
Lawal	6-9	0-0	1-2	6	5	13	0	0	0	0	16
Miller	3-7	1-1	0-0	1	1	7	5	2	0	1	25
Bell	3-5	1-1	0-0	1	0	7	2	1	0	2	31
Clinch	2-6	1-5	0-0	0	1	5	1	2	0	0	22
Causey	3-7	2-4	0-0	2	2	8	5	2	0	2	15
Peacock	7-13	0-2	0-0	11	1	14	2	1	2	0	21
Aminu	0-3	0-0	0-0	4	3	0	1	0	2	0	14
Totals	**33-73**	**8-21**	**8-10**	**38**	**18**	**82**	**17**	**12**	**5**	**8**	**200**
FG%	1st Half: 20-39 51.3%		2nd Half: 13-34 38.2%			Game: 45.2%					
3-Pt.%	1st Half: 5-12 41.7%		2nd Half: 3-9 33.3%			Game: 38.1%					
FT%	1st Half: 1-2 50.0%		2nd Half: 7-8 87.5%			Game: 80.0%					

Score by Periods	1st	2nd	Total
North Carolina	48	35	83
Georgia Tech	46	36	82

Officials: Mike Wood, Mike Eades, Roger Ayers
Attendance: 9191
Points in the paint-NC 48,GT 36. Points off turnovers-NC 14,GT 15.
2nd chance points-NC 14,GT 22. Fast break points-NC 24,GT 15.
Bench points-NC 19,GT 27. Score tied-16 times. Lead changed-7 times.
Largest lead-NC by 8 1st-03:09, GT by 7 2nd-13:34.

GAME 17

Georgia Tech 81, Virginia Tech 70

Jan. 19, 2008 ~ Atlanta, Ga.

VIRGINIA TECH (11-7, 2-2 ACC)

Player	FG-A	3P-A	FT-A	Reb	PF	Pts	A	TO	Blk	S	MIN
Allen	4-8	0-0	5-7	6	5	13	0	3	0	2	24
Washington	3-11	0-3	9-11	8	4	15	2	3	1	0	34
Diakite	1-2	0-0	1-4	3	2	3	0	0	1	0	17
Delaney	5-10	3-3	0-0	3	4	13	3	3	0	0	28
Vassallo	3-10	0-5	4-8	9	3	10	1	7	0	0	40-
Bell	1-2	0-1	0-0	1	1	2	0	0	1	0	5
Hudson	2-3	0-1	2-2	2	0	6	1	0	0	0	14
Thorns	2-4	1-2	2-2	2	4	7	5	4	0	2	27
Witcher	0-0	0-0	0-0	1	2	0	0	1	1	1	5
Thompson	0-1	0-0	1-2	1	0	1	0	1	0	1	6
Totals	**21-51**	**4-15**	**24-36**	**38**	**27**	**70**	**12**	**24**	**4**	**6**	**200**
FG%	1st Half: 7-21 33.3%		2nd Half: 14-30 46.7%			Game: 41.2%					
3-Pt.%	1st Half: 1-5 20.0%		2nd Half: 3-10 30.0%			Game: 26.7%					
FT%	1st Half: 8-14 57.1%		2nd Half: 16-22 72.7%			Game: 66.7%					

GEORGIA TECH (8-9, 1-3 ACC)

Player	FG-A	3P-A	FT-A	Reb	PF	Pts	A	TO	Blk	S	MIN
Morrow	5-11	3-6	4-6	1	3	17	2	1	0	1	29
Smith	4-7	0-0	5-7	10	3	13	0	3	0	0	31
Lawal	3-8	0-0	2-4	4	4	8	0	1	1	2	20
Miller	1-1	0-0	3-5	1	0	5	4	3	0	2	18
Bell	1-3	0-1	0-0	0	5	2	3	2	0	0	26
Clinch	0-2	0-2	0-1	2	4	0	1	3	1	5	23
Causey	9-14	7-12	5-7	2	3	30	2	5	0	0	22
Storrs	0-0	0-0	0-0	0	1	0	0	0	0	0	1
Peacock	0-4	0-0	0-0	4	4	0	2	2	1	1	19
Aminu	3-5	0-0	0-1	4	2	6	1	0	0	2	11
Totals	**26-55**	**10-21**	**19-31**	**33**	**29**	**81**	**15**	**21**	**3**	**13**	**200**
FG%	1st Half: 14-28 50.0%		2nd Half: 12-27 44.4%			Game: 47.3%					
3-Pt.%	1st Half: 7-12 58.3%		2nd Half: 3-9 33.3%			Game: 47.6%					
FT%	1st Half: 4-12 33.3%		2nd Half: 15-19 78.9%			Game: 61.3%					

Score by Periods	1st	2nd	Total
Virginia Tech	23	47	70
Georgia Tech	38	42	81

Officials: Bernard Clinton, Tim Kelly, Zelton Steed
Technical fouls: Virginia Tech-Jeff Allen, Bench.
Attendance: 9191
Points in the paint-VT 24,GT 24. Points off turnovers-VT 17,GT 21.
2nd chance points-VT 11,GT 5. Fast break points-VT 10,GT 11.
Bench points-VT 16,GT 36. Score tied-3 times. Lead changed-3 times.
Largest lead-VT by 4 1st-18:57, GT by 16 1st-00:01.

2007-08 Game Summaries

GAME 18

Georgia Tech 77, NC State 74

Jan. 23, 2008 ~ Raleigh, N.C.

GEORGIA TECH (9-9, 2-3 ACC)

Player	FG-A	3P-A	FT-A	Reb	PF	Pts	A	TO	Blk	S	MIN
Miller	1-2	0-1	0-0	2	2	2	2	2	0	0	18
Bell	5-10	1-2	2-2	2	3	13	0	4	0	0	34
Morrow	2-5	1-2	4-4	1	2	9	0	1	0	2	26
Lawal	6-7	0-0	1-3	5	2	13	0	1	5	0	21
Smith	4-6	0-0	2-2	4	4	10	2	1	0	2	30
Clinch	2-6	1-4	0-0	1	2	5	0	3	0	0	20
Causey	7-10	1-1	3-5	2	3	18	5	1	0	4	22
Peacock	1-2	0-0	2-2	1	2	4	0	2	0	0	13
Aminu	1-1	0-0	1-2	4	3	3	0	0	0	2	16
Totals	**29-49**	**4-10**	**15-20**	**23**	**23**	**77**	**9**	**15**	**5**	**10**	**200**
FG%	1st Half: 14-24 58.3%		2nd Half: 15-25 60.0%			Game: 59.2%					
3-Pt.%	1st Half: 3-5 60.0%		2nd Half: 1-5 20.0%			Game: 40.0%					
FT%	1st Half: 3-5 60.0%		2nd Half: 12-15 80.0%			Game: 75.0%					

NC STATE (12-6, 1-3 ACC)

Player	FG-A	3P-A	FT-A	Reb	PF	Pts	A	TO	Blk	S	MIN
Hickson	6-14	0-0	4-7	10	2	16	1	1	1	1	35
Fells	9-11	3-4	2-3	4	1	23	0	1	0	0	34
Grant	1-4	0-2	6-6	3	5	8	7	4	0	0	34
Johnson	2-5	0-1	1-2	2	3	5	1	3	0	1	18
Costner	2-7	1-6	4-4	4	2	9	1	5	0	1	25
Gonzalez	4-8	1-4	0-0	3	4	9	2	1	0	2	22
Smith	0-0	0-0	2-2	0	0	2	0	1	0	0	7
Horner	0-0	0-0	0-2	0	1	0	0	1	0	2	12
McCauley	0-0	0-0	2-2	1	3	2	2	1	1	1	13
Totals	**24-49**	**5-17**	**21-28**	**30**	**21**	**74**	**14**	**18**	**2**	**8**	**200**
FG%	1st Half: 10-22 45.5%		2nd Half: 14-27 51.9%			Game: 49.0%					
3-Pt.%	1st Half: 4-8 50.0%		2nd Half: 1-9 11.1%			Game: 29.4%					
FT%	1st Half: 10-15 66.7%		2nd Half: 11-13 84.6%			Game: 75.0%					

Score by Periods	1st	2nd	Total
Georgia Tech	34	43	77
NC State	34	40	74

Officials: Les Jones, Jamie Luckie, Brian Dorsey
Attendance: 16871
Points in the paint-GT 32,ST 34. Points off turnovers-GT 25,ST 19.
2nd chance points-GT 9,ST 15. Fast break points-GT 13,ST 8.
Bench points-GT 30,ST 13. Score tied-6 times. Lead changed-6 times.
Largest lead-GT by 9 1st-11:51, ST by 6 2nd-09:03.

GAME 19

Georgia Tech 92, Virginia 82 (ot)

Jan. 27, 2008 ~ Charlottesville, Va.

GEORGIA TECH (10-9, 3-3 ACC)

Player	FG-A	3P-A	FT-A	Reb	PF	Pts	A	TO	Blk	S	MIN
Lawal	5-7	0-0	5-12	6	1	15	2	1	2	0	22
Smith	1-5	0-0	4-7	6	2	6	3	0	1	0	30
Miller	5-8	1-3	0-0	5	2	11	4	1	0	0	18
Bell	2-3	0-0	0-0	2	3	4	4	3	0	2	32
Morrow	2-8	1-4	2-2	3	0	7	2	0	0	0	26
Clinch	5-8	4-6	0-0	2	3	14	0	0	0	0	21
Causey	6-11	2-7	4-6	2	3	18	5	4	0	1	26
Storrs	1-2	1-2	0-0	1	2	3	0	0	0	0	12
Peacock	5-10	0-0	2-2	8	2	12	0	1	2	0	23
Aminu	1-3	0-0	0-0	2	1	2	0	0	1	0	15
Totals	**33-65**	**9-22**	**17-29**	**40**	**19**	**92**	**20**	**10**	**6**	**3**	**225**
FG%	1st Half: 14-31 45.2%		2nd Half: 15-29 51.7%			Game: 50.8%					
3-Pt.%	1st Half: 4-11 36.4%		2nd Half: 3-8 37.5%			Game: 40.9%					
FT%	1st Half: 6-10 60.0%		2nd Half: 5-8 62.5%			Game: 58.6%					

VIRGINIA (11-7, 1-4 ACC)

Player	FG-A	3P-A	FT-A	Reb	PF	Pts	A	TO	Blk	S	MIN
Diane	5-17	3-9	3-5	8	2	16	0	1	1	0	42
Joseph	5-11	2-6	1-2	9	1	13	3	1	0	0	33
Scott	3-6	0-0	3-4	9	5	9	0	0	0	0	20
Baker	6-13	3-7	1-2	4	3	16	1	3	0	1	32
Singletary	5-19	0-6	1-2	4	5	11	8	4	0	3	41
Jones	0-0	0-0	0-0	0	3	0	1	1	0	0	4
Farrakhan	1-5	1-3	0-0	1	0	3	1	0	0	0	6
Tucker	4-7	3-5	2-3	3	4	13	0	1	0	0	21
Pettinella	0-0	0-0	1-2	2	3	1	0	1	0	0	21
Tat	0-0	0-0	0-0	0	0	0	0	0	0	0	0+
Meyinsse	0-0	0-0	0-0	1	0	0	0	0	0	0	5
Totals	**29-78**	**12-36**	**12-20**	**48**	**26**	**82**	**14**	**12**	**1**	**4**	**225**
FG%	1st Half: 18-40 45.0%		2nd Half: 9-29 31.0%			Game: 37.2%					
3-Pt.%	1st Half: 9-18 50.0%		2nd Half: 2-14 14.3%			Game: 33.3%					
FT%	1st Half: 3-4 75.0%		2nd Half: 8-14 57.1%			Game: 60.0%					

Score by Periods	1st	2nd	OT	Total
Georgia Tech	38	38	16	92
Virginia	48	28	6	82

Officials: Karl Hess, Roger Ayers, Earl Walton
Attendance: 14138
Points in the paint-GT 36,VA 24. Points off turnovers-GT 16,VA 9.
2nd chance points-GT 8,VA 17. Fast break points-GT 8,VA 4.
Bench points-GT 49,VA 17. Score tied-6 times. Lead changed-5 times.
Largest lead-GT by 10 OT-00:11, VA by 13 1st-01:31.

GAME 20

Maryland 88, Georgia Tech 86

Feb. 2, 2008 ~ Atlanta, Ga.

MARYLAND (14-8, 4-3 ACC)

Player	FG-A	3P-A	FT-A	Reb	PF	Pts	A	TO	Blk	S	MIN
Milbourne	6-9	2-2	2-2	3	2	16	2	2	2	0	32
Gist	6-12	0-1	2-3	9	4	14	2	1	1	1	32
Osby	5-8	0-0	8-9	11	5	18	1	5	0	0	30
Hayes	6-9	2-4	0-1	3	1	14	8	3	2	0	36
Vasquez	5-15	0-5	3-6	5	1	13	9	8	0	4	37
Walker	0-0	0-0	0-0	1	3	0	0	1	0	0	5
Dupree	0-1	0-0	1-2	1	1	1	0	1	1	0	7
Bowie	2-2	1-1	0-0	0	0	5	0	0	0	0	5
Tucker	3-3	0-0	1-2	0	0	7	0	1	0	2	9
Neal	0-0	0-0	0-0	0	2	0	0	2	0	1	7
Totals	**33-59**	**5-13**	**17-25**	**39**	**19**	**88**	**22**	**24**	**6**	**8**	**200**
FG%	1st Half: 18-28 64.3%		2nd Half: 15-31 48.4%			Game: 55.9%					
3-Pt.%	1st Half: 2-6 33.3%		2nd Half: 3-7 42.9%			Game: 38.5%					
FT%	1st Half: 12-15 80.0%		2nd Half: 5-10 50.0%			Game: 68.0%					

GEORGIA TECH (10-10, 3-4 ACC)

Player	FG-A	3P-A	FT-A	Reb	PF	Pts	A	TO	Blk	S	MIN
Lawal	3-3	0-0	3-6	4	5	9	0	5	2	0	16
Smith	1-3	0-0	1-3	7	3	3	0	2	0	1	24
Miller	3-7	0-2	0-1	4	2	6	9	1	0	1	18
Bell	5-10	0-2	1-1	5	3	11	2	0	0	4	32
Morrow	4-10	2-5	0-0	3	2	10	0	1	1	1	21
Clinch	4-9	0-3	0-0	0	1	8	0	2	0	1	20
Causey	4-12	2-7	2-2	0	3	12	4	2	0	2	22
Storrs	0-1	0-0	0-0	1	0	0	1	1	0	0	7
Peacock	6-12	1-3	5-5	5	2	18	2	1	0	2	20
Aminu	4-5	0-0	1-1	4	0	9	1	1	3	1	20
Totals	**34-72**	**5-22**	**13-19**	**36**	**21**	**86**	**19**	**16**	**6**	**13**	**200**
FG%	1st Half: 18-39 46.2%		2nd Half: 16-33 48.5%			Game: 47.2%					
3-Pt.%	1st Half: 3-12 25.0%		2nd Half: 2-10 20.0%			Game: 22.7%					
FT%	1st Half: 2-4 50.0%		2nd Half: 11-15 73.3%			Game: 68.4%					

Score by Periods	1st	2nd	Total
Maryland	50	38	88
Georgia Tech	41	45	86

Officials: Gary Maxwell, Mike Wood, Brian Dorsey
Attendance: 9191
Points in the paint-MD 48,GT 40. Points off turnovers-MD 15,GT 25.
2nd chance points-MD 14,GT 14. Fast break points-MD 6,GT 16.
Bench points-MD 13,GT 47. Score tied-0 times. Lead changed-0 times.
Largest lead-MD by 12 1st-08:07, GT None.

GAME 21

Georgia Tech 89, Wake Forest 83

Feb. 6, 2008 ~ Winston-Salem, N.C.

GEORGIA TECH (11-10, 4-4 ACC)

Player	FG-A	3P-A	FT-A	Reb	PF	Pts	A	TO	Blk	S	MIN
Bell	4-10	0-1	0-0	3	2	8	0	3	0	2	32
Lawal	3-6	0-0	1-2	4	2	7	0	2	1	1	24
Smith	1-1	0-0	2-3	3	3	4	1	2	0	1	15
Miller	3-5	1-1	4-4	4	1	11	1	2	0	1	25
Morrow	6-9	3-6	8-8	5	1	23	0	1	1	2	29
Clinch	4-8	1-2	1-2	1	2	10	0	1	0	0	16
Causey	0-3	0-1	0-0	1	1	0	5	2	0	0	14
Storrs	0-0	0-0	0-0	0	0	0	0	0	0	0	3
Peacock	6-10	1-1	2-5	4	3	15	2	1	1	4	29
Aminu	3-4	0-0	5-5	0	1	11	0	2	0	0	13
Totals	**30-56**	**6-12**	**23-29**	**29**	**16**	**89**	**9**	**16**	**3**	**11**	**200**
FG%	1st Half: 11-24 45.8%		2nd Half: 19-32 59.4%			Game: 53.6%					
3-Pt.%	1st Half: 2-4 50.0%		2nd Half: 4-8 50.0%			Game: 50.0%					
FT%	1st Half: 13-16 81.3%		2nd Half: 10-13 76.9%			Game: 79.3%					

WAKE FOREST (13-8, 3-5 ACC)

Player	FG-A	3P-A	FT-A	Reb	PF	Pts	A	TO	Blk	S	MIN
Johnson	4-8	1-2	4-6	6	5	13	2	2	2	2	21
McFarland	4-8	1-2	0-0	4	2	9	0	1	0	1	22
Teague	6-12	2-6	5-5	1	4	19	4	5	0	0	38
Hale	7-15	4-10	0-0	4	4	18	0	1	0	0	34
Smith	2-5	1-2	0-0	3	3	5	4	6	0	0	30
Clark	2-4	2-2	2-2	0	1	8	2	2	0	2	14
Stanley	0-0	0-0	0-0	0	0	0	0	0	0	0	0+
Skeen	4-7	1-3	0-0	4	2	9	0	2	1	0	20
Weaver	1-1	0-0	0-1	5	3	2	1	1	1	0	21
Totals	**30-60**	**12-27**	**11-14**	**30**	**24**	**83**	**13**	**20**	**4**	**5**	**200**
FG%	1st Half: 17-32 53.1%		2nd Half: 13-28 46.4%			Game: 50.0%					
3-Pt.%	1st Half: 7-13 53.8%		2nd Half: 5-14 35.7%			Game: 44.4%					
FT%	1st Half: 4-7 57.1%		2nd Half: 7-7 100%			Game: 78.6%					

Score by Periods	1st	2nd	Total
Georgia Tech	37	52	89
Wake Forest	45	38	83

Officials: Mike Eades, Ray Natili, Mike Kitts
Technical fouls: Wake Forest-Teague
Attendance: 12825
Points in the paint-GT 28,WF 24. Points off turnovers-GT 25,WF 22.
2nd chance points-GT 17,WF 18. Fast break points-GT 11,WF 4.
Bench points-GT 36,WF 19. Score tied-5 times. Lead changed-8 times.
Largest lead-GT by 6 2nd-00:07, WF by 13 1st-01:08.

GAME 22

Connecticut 80, Georgia Tech 68

Feb. 9, 2008 ~ Storrs, Conn.

GEORGIA TECH (11-11)

Player	FG-A	3P-A	FT-A	Reb	PF	Pts	A	TO	Blk	S	MIN
Bell	4-6	1-1	0-0	1	3	9	1	0	3	1	31
Lawal	1-6	0-0	0-1	1	3	2	0	1	0	0	18
Smith	5-6	0-0	4-4	7	4	14	1	0	0	1	30
Miller	2-3	0-1	2-3	2	5	6	4	2	0	2	20
Morrow	7-16	5-11	0-0	2	2	19	1	1	1	0	31
Clinch	2-5	0-1	2-2	1	2	6	2	2	0	0	16
Causey	1-9	0-3	0-0	2	4	2	4	2	0	1	20
Storrs	0-0	0-0	0-0	0	1	0	0	0	0	0	2
Peacock	4-10	2-6	0-0	3	4	10	0	2	0	1	22
Aminu	0-3	0-0	0-0	2	2	0	0	0	1	0	10
Totals	**26-64**	**8-23**	**8-10**	**26**	**30**	**68**	**13**	**10**	**5**	**6**	**200**
FG%	1st Half: 14-36 38.9%		2nd Half: 12-28 42.9%			Game: 40.6%					
3-Pt.%	1st Half: 4-11 36.4%		2nd Half: 4-12 33.3%			Game: 34.8%					
FT%	1st Half: 3-3 100%		2nd Half: 5-7 71.4%			Game: 80.0%					

CONNECTICUT (18-5)

Player	FG-A	3P-A	FT-A	Reb	PF	Pts	A	TO	Blk	S	MIN
Robinson	1-2	0-0	1-2	6	4	3	0	1	0	1	18
Thabeet	9-11	0-0	6-9	15	3	24	0	3	6	0	37
Price	4-11	2-5	4-4	4	3	14	5	2	0	3	37
Austrie	1-7	0-2	4-4	2	2	6	4	0	0	0	32
Beverly	0-1	0-0	0-0	0	0	0	0	0	0	0	3
Wiggins	1-7	0-2	8-8	4	1	10	4	1	0	2	29
Kelly	0-1	0-0	0-0	1	0	0	1	1	0	0	3
Mandeldove	0-0	0-0	0-0	0	1	0	0	0	0	0	1
Edwards	0-0	0-0	0-0	0	0	0	0	0	0	0	2
Totals	**23-51**	**2-9**	**32-42**	**46**	**16**	**80**	**14**	**13**	**7**	**6**	**200**
FG%	1st Half: 11-31 35.5%		2nd Half: 12-20 60.0%			Game: 45.1%					
3-Pt.%	1st Half: 0-3 0.0%		2nd Half: 2-6 33.3%			Game: 22.2%					
FT%	1st Half: 9-16 56.3%		2nd Half: 23-26 88.5%			Game: 76.2%					

Score by Periods	1st	2nd	Total
Georgia Tech	35	33	68
Connecticut	31	49	80

Officials: John Cahill, Karl Hess, Earl Walton
Attendance: 10167
Points in the paint-GT 24, UConn 33. Points off turnovers-GT 7, UConn 12.
2nd chance points-GT 10, UConn 23. Fast break points-GT 10, UConn 6.
Bench points-GT 18, UConn 10. Score tied-9 times. Lead changed-8 times.
Largest lead-GT by 9 1st-02:56, UConn by 12 2nd-01:15.

GAME 23

Clemson 82, Georgia Tech 67

Feb. 14, 2008 ~ Clemson, S.C.

GEORGIA TECH (11-12, 4-5 ACC)

Player	FG-A	3P-A	FT-A	Reb	PF	Pts	A	TO	Blk	S	MIN
Lawal	3-6	0-0	0-2	4	4	6	0	1	0	0	13
Smith	5-9	0-0	0-1	9	3	10	0	0	0	2	20
Miller	1-4	0-0	2-2	2	2	4	4	3	0	0	20
Bell	4-8	0-3	0-0	3	4	8	2	3	0	3	23
Morrow	3-11	1-5	0-0	0	1	7	0	1	0	1	30
Clinch	1-3	0-2	2-2	1	2	4	1	1	0	0	17
Causey	3-7	1-2	1-1	1	1	8	3	4	0	0	20
Storrs	0-1	0-1	0-0	1	1	0	0	0	0	0	9
Sheehan	0-1	0-0	0-0	0	0	0	0	0	0	0	3
Peacock	4-9	0-2	4-5	6	2	12	0	1	0	0	27
Aminu	4-5	0-0	0-0	7	1	8	1	0	1	0	18
Totals	**28-64**	**2-15**	**9-13**	**39**	**21**	**67**	**11**	**14**	**1**	**6**	**200**
FG%	1st Half: 11-30 36.7%		2nd Half: 17-34 50.0%			Game: 43.8%					
3-Pt.%	1st Half: 1-7 14.3%		2nd Half: 1-8 12.5%			Game: 13.3%					
FT%	1st Half: 8-9 88.9%		2nd Half: 1-4 25.0%			Game: 69.2%					

CLEMSON (18-6, 6-4 ACC)

Player	FG-A	3P-A	FT-A	Reb	PF	Pts	A	TO	Blk	S	MIN
Perry	0-1	0-0	4-4	2	3	4	1	0	0	0	12
Mays	3-6	0-0	5-8	8	2	11	1	2	0	1	29
Booker	2-4	0-0	5-6	5	2	9	1	0	3	0	25
Rivers	3-9	1-5	1-2	7	2	8	3	1	1	3	29
Hammonds	9-14	4-6	0-0	3	1	22	2	1	0	1	35
Stitt	4-5	0-0	5-6	1	2	13	1	2	1	1	16
Sykes	0-1	0-0	0-0	1	1	0	0	0	0	1	9
Potter	2-6	0-2	1-2	0	1	5	1	1	0	0	18
Oglesby	2-3	2-3	0-0	1	0	6	0	1	0	0	14
Morris	0-0	0-0	0-0	0	0	0	0	0	0	0	3
Grant	1-2	0-0	2-4	3	3	4	0	2	2	0	9
Petrukonis	0-0	0-0	0-0	0	0	0	0	0	0	0	1
Totals	**26-51**	**7-16**	**23-32**	**31**	**17**	**82**	**10**	**11**	**7**	**7**	**200**
FG%	1st Half: 14-28 50.0%		2nd Half: 12-23 52.2%			Game: 51.0%					
3-Pt.%	1st Half: 4-9 44.4%		2nd Half: 3-7 42.9%			Game: 43.8%					
FT%	1st Half: 11-14 78.6%		2nd Half: 12-18 66.7%			Game: 71.9%					

Score by Periods	1st	2nd	Total
Georgia Tech	31	36	67
Clemson	43	39	82

Officials: Sean Hull, Jim Burr, Ed Corbett
Attendance: 7650
Points in the paint-GT 42,CU 32. Points off turnovers-GT 14,CU 18.
2nd chance points-GT 21,CU 9. Fast break points-GT 2,CU 6.
Bench points-GT 32,CU 28. Score tied-0 times. Lead changed-0 times.

GAME 24

Miami 64, Georgia Tech 63

Feb. 17, 2008 ~ Atlanta, Ga.

MIAMI (17-7, 4-6 ACC)

Player	FG-A	3P-A	FT-A	Reb	PF	Pts	A	TO	Blk	S	MIN
Hicks	1-2	0-0	0-0	1	2	2	0	1	0	1	19
King	1-4	0-0	2-3	6	1	4	1	0	0	0	26
Hurdle	1-5	1-1	5-6	3	3	8	2	2	0	0	23
Dews	3-7	1-5	4-4	2	4	11	1	2	0	2	30
McClinton	8-20	6-14	1-2	2	2	23	2	2	0	3	34
Graham	1-2	0-0	1-2	5	2	3	0	3	0	1	16
Rios	1-5	0-2	0-0	2	3	2	0	3	0	1	16
Collins	1-5	0-0	4-4	7	2	6	1	2	1	0	19
Asbury	2-4	1-2	0-0	2	2	5	0	3	0	1	17
Totals	**19-54**	**9-24**	**17-21**	**34**	**21**	**64**	**7**	**18**	**1**	**9**	**200**
FG%	1st Half: 8-26 30.8%		2nd Half: 11-28 39.3%			Game: 35.2%					
3-Pt.%	1st Half: 4-12 33.3%		2nd Half: 5-12 41.7%			Game: 37.5%					
FT%	1st Half: 7-8 87.5%		2nd Half: 10-13 76.9%			Game: 81.0%					

GEORGIA TECH (11-13, 4-6 ACC)

Player	FG-A	3P-A	FT-A	Reb	PF	Pts	A	TO	Blk	S	MIN
Lawal	0-3	0-0	2-2	2	1	2	0	1	1	0	16
Smith	4-5	0-0	3-8	9	2	11	3	2	0	2	28
Miller	1-4	0-2	3-6	1	2	5	0	4	0	2	15
Bell	3-5	0-1	0-0	3	3	6	1	2	1	3	28
Morrow	3-12	3-11	0-0	2	2	9	1	6	1	2	31
Clinch	0-5	0-3	0-0	3	4	0	1	1	0	0	15
Causey	6-13	4-7	4-4	4	3	20	4	3	0	3	25
Storrs	0-0	0-0	0-0	1	1	0	0	1	0	0	5
Peacock	3-4	0-0	0-1	4	3	6	2	0	0	0	25
Aminu	2-2	0-0	0-0	6	2	4	1	2	0	0	12
Totals	**22-53**	**7-24**	**12-21**	**39**	**23**	**63**	**13**	**22**	**3**	**12**	**200**
FG%	1st Half: 10-26 38.5%		2nd Half: 12-27 44.4%			Game: 41.5%					
3-Pt.%	1st Half: 3-11 27.3%		2nd Half: 4-13 30.8%			Game: 29.2%					
FT%	1st Half: 3-5 60.0%		2nd Half: 9-16 56.3%			Game: 57.1%					

Score by Periods	1st	2nd	Total
Miami (Fla.)	27	37	64
Georgia Tech	26	37	63

Officials: Les Jones, John Cahill, Gary Maxwell
Attendance: 9191
Points in the paint-UM 14,GT 22. Points off turnovers-UM 20,GT 20.
2nd chance points-UM 12,GT 18. Fast break points-UM 10,GT 4.
Bench points-UM 16,GT 30. Score tied-13 times. Lead changed-12 times.
Largest lead-UM by 5 1st-19:00, GT by 7 1st-05:36.

GAME 25

Virginia Tech 92, Georgia Tech 84

Feb. 23, 2008 ~ Blacksburg, Va.

GEORGIA TECH (11-14, 4-7 ACC)

Player	FG-A	3P-A	FT-A	Reb	PF	Pts	A	TO	Blk	S	MIN
Bell	1-3	0-1	4-4	3	4	6	2	1	0	2	26
Lawal	1-5	0-0	2-4	3	3	4	1	3	0	0	21
Smith	5-6	0-0	5-7	2	4	15	0	1	0	1	21
Miller	7-13	2-6	13-14	4	1	29	5	2	1	1	31
Morrow	6-10	4-8	2-3	3	4	18	2	1	0	0	25
Clinch	1-7	0-3	0-0	0	2	2	1	0	1	0	17
Causey	0-0	0-0	2-2	2	3	2	2	3	0	0	10
Storrs	0-1	0-1	0-0	1	5	0	1	0	0	0	12
Sheehan	0-0	0-0	0-0	0	0	0	0	0	0	1	5
Peacock	1-2	0-1	0-0	0	3	2	0	1	0	0	9
Aminu	3-7	0-0	0-0	6	5	6	0	1	4	0	23
Totals	**25-54**	**6-20**	**28-34**	**27**	**34**	**84**	**14**	**13**	**6**	**5**	**200**
FG%	1st Half: 12-32 37.5%		2nd Half: 13-22 59.1%			Game: 46.3%					
3-Pt.%	1st Half: 2-9 22.2%		2nd Half: 4-11 36.4%			Game: 30.0%					
FT%	1st Half: 12-15 80.0%		2nd Half: 16-19 84.2%			Game: 82.4%					

VIRGINIA TECH (16-11, 7-6 ACC)

Player	FG-A	3P-A	FT-A	Reb	PF	Pts	A	TO	Blk	S	MIN
Allen	2-9	1-3	4-4	3	4	9	1	2	0	1	21
Washington	2-4	0-0	6-10	9	5	10	2	3	0	3	33
Witcher	4-6	0-0	0-0	4	3	8	0	0	0	0	16
Vassallo	8-14	1-4	10-11	5	1	27	2	0	0	0	38
Delaney	1-4	1-3	13-18	4	3	16	3	1	0	2	28
Bell	1-1	0-0	0-0	1	2	2	0	0	0	0	4
Hudson	1-3	0-1	0-0	0	1	2	0	0	0	0	11
Thorns	1-5	1-1	0-0	2	1	3	3	0	0	0	17
Vinson	0-0	0-0	0-0	0	0	0	0	0	0	0	1
Thompson	5-9	0-0	3-6	8	3	13	0	2	1	0	25
Diakite	1-2	0-0	0-0	3	3	2	0	2	1	0	6
Totals	**26-57**	**4-12**	**36-49**	**42**	**26**	**92**	**11**	**10**	**2**	**6**	**200**
FG%	1st Half: 11-28 39.3%		2nd Half: 15-29 51.7%			Game: 45.6%					
3-Pt.%	1st Half: 2-7 28.6%		2nd Half: 2-5 40.0%			Game: 33.3%					
FT%	1st Half: 18-24 75.0%		2nd Half: 18-25 72.0%			Game: 73.5%					

Score by Periods	1st	2nd	Total
Georgia Tech	38	46	84
Virginia Tech	42	50	92

Officials: Jamie Luckie, Karl Hess, Mike Eades
Attendance: 9847
Points in the paint-GT 30,VT 40. Points off turnovers-GT 14,VT 18.
2nd chance points-GT 6,VT 21. Fast break points-GT 11,VT 16.
Bench points-GT 12,VT 22. Score tied-1 time. Lead changed-1 time.
Largest lead-GT by 10 1st-14:44, VT by 12 2nd-04:03.

GAME 26

Duke 71, Georgia Tech 58

Feb. 27, 2008 ~ Durham, N.C.

GEORGIA TECH (11-15, 4-8 ACC)

Player	FG-A	3P-A	FT-A	Reb	PF	Pts	A	TO	Blk	S	MIN
Lawal	5-6	0-0	0-0	4	3	10	0	1	2	0	24
Smith	3-9	0-0	1-2	5	3	7	0	2	0	1	21
Miller	3-6	1-1	1-2	0	3	8	0	6	0	0	19
Bell	2-9	0-1	0-0	5	4	4	1	1	0	2	31
Morrow	4-9	1-4	0-0	5	3	9	1	1	1	0	28
Clinch	2-7	1-2	2-4	7	3	7	0	1	0	0	21
Causey	3-11	2-5	2-2	5	0	10	0	4	0	0	21
Peacock	1-2	0-1	1-1	1	5	3	0	3	2	0	20
Aminu	0-2	0-0	0-0	5	1	0	1	1	1	1	15
Totals	**23-61**	**5-14**	**7-11**	**39**	**25**	**58**	**3**	**20**	**6**	**4**	**200**
FG%	1st Half: 12-37 32.4%		2nd Half: 11-24 45.8%			Game: 37.7%					
3-Pt.%	1st Half: 3-10 30.0%		2nd Half: 2-4 50.0%			Game: 35.7%					
FT%	1st Half: 0-0 0.0%		2nd Half: 7-11 63.6%			Game: 63.6%					

DUKE (24-3, 11-2 ACC)

Player	FG-A	3P-A	FT-A	Reb	PF	Pts	A	TO	Blk	S	MIN
Singler	3-11	1-6	6-9	7	1	13	2	1	0	4	38
Thomas	1-2	0-0	2-2	6	4	4	0	2	0	0	22
Paulus	3-11	1-4	4-4	4	3	11	3	0	0	3	30
Henderson	6-10	0-1	3-4	5	1	15	0	2	0	3	26
Nelson	5-7	0-0	5-9	6	2	15	3	0	0	1	31
Smith	0-0	0-0	1-2	0	2	1	0	2	0	0	8
McClure	2-3	0-0	0-0	1	0	4	0	0	0	1	8
King	0-2	0-1	0-0	0	0	0	0	0	0	0	2
Scheyer	3-8	0-3	0-0	6	1	6	2	1	1	2	30
Zoubek	1-2	0-0	0-0	0	1	2	0	0	1	0	5
Totals	**24-56**	**2-15**	**21-30**	**37**	**15**	**71**	**10**	**9**	**2**	**14**	**200**
FG%	1st Half: 12-34 35.3%		2nd Half: 12-22 54.5%			Game: 42.9%					
3-Pt.%	1st Half: 1-11 9.1%		2nd Half: 1-4 25.0%			Game: 13.3%					
FT%	1st Half: 8-9 88.9%		2nd Half: 13-21 61.9%			Game: 70.0%					

Score by Periods	1st	2nd	Total
Georgia Tech	27	31	58
Duke	33	38	71

Officials: Mike Wood, Gary Maxwell, J.D. Collins
Technical fouls: Georgia Tech-None. Duke-None.
Attendance: 9314
Points in the paint-GT 30,DU 40. Points off turnovers-GT 8,DU 17.
2nd chance points-GT 9,DU 16. Fast break points-GT 5,DU 10.
Bench points-GT 20,DU 13. Score tied-2 times. Lead changed-8 times.
Largest lead-GT by 1 1st-11:10, DU by 14 2nd-07:18.

GAME 27

Georgia Tech 87, Wake Forest 79 (ot)

March 1, 2008 ~ Atlanta, Ga.

WAKE FOREST (16-11, 6-8 ACC)

Player	FG-A	3P-A	FT-A	Reb	PF	Pts	A	TO	Blk	S	MIN
Johnson	1-8	0-5	2-2	7	4	4	4	2	1	2	27
McFarland	10-14	0-0	8-8	12	5	28	1	5	5	1	38
Hale	3-14	1-8	4-4	3	5	11	1	0	0	2	33
Smith	3-8	1-3	1-6	2	3	8	4	3	0	0	38
Williams	2-4	1-3	1-5	1	4	6	2	2	1	4	23
Teague	7-12	2-3	4-5	2	5	20	1	3	0	0	35
Clark	0-2	0-1	0-0	3	1	0	0	0	0	1	6
Stanley	0-1	0-1	0-0	0	2	0	0	0	0	0	6
Lepore	0-0	0-0	0-0	0	0	0	0	0	0	0	0+
Skeen	0-3	0-2	0-0	2	1	0	0	0	0	0	8
Weaver	0-0	0-0	2-2	1	2	2	0	0	0	0	11
Hoekstra	0-0	0-0	0-0	0	0	0	0	0	0	0	0+
Totals	**26-66**	**5-26**	**22-32**	**39**	**32**	**79**	**13**	**15**	**7**	**10**	**225**
FG%	1st Half: 12-28 42.9%		2nd Half: 11-30 36.7%			Game: 39.4%					
3-Pt.%	1st Half: 3-11 27.3%		2nd Half: 2-11 18.2%			Game: 19.2%					
FT%	1st Half: 10-14 71.4%		2nd Half: 11-13 84.6%			Game: 68.8%					

GEORGIA TECH (12-15, 5-8 ACC)

Player	FG-A	3P-A	FT-A	Reb	PF	Pts	A	TO	Blk	S	MIN
Bell	3-9	0-1	2-3	5	1	8	4	5	0	2	34
Lawal	2-4	0-0	4-6	5	4	8	1	3	2	0	27
Smith	6-10	0-0	4-9	13	3	16	1	1	0	0	32
Miller	4-9	2-4	8-8	6	3	18	6	4	0	2	37
Morrow	7-12	3-6	5-6	5	0	22	2	1	1	1	40
Clinch	2-6	0-2	0-2	2	1	4	2	2	0	0	20
Storrs	0-0	0-0	0-0	1	1	0	0	1	0	0	4
Sheehan	0-0	0-0	0-0	0	1	0	0	0	0	0	0+
Peacock	2-7	0-0	4-6	2	3	8	0	0	0	0	14
Aminu	0-3	0-0	3-4	2	5	3	2	1	0	0	17
Totals	**26-60**	**5-13**	**30-44**	**49**	**22**	**87**	**18**	**18**	**3**	**5**	**225**
FG%	1st Half: 13-23 56.5%		2nd Half: 10-32 31.3%			Game: 43.3%					
3-Pt.%	1st Half: 2-4 50.0%		2nd Half: 3-8 37.5%			Game: 38.5%					
FT%	1st Half: 16-21 76.2%		2nd Half: 5-9 55.6%			Game: 68.2%					

Score by Periods	1st	2nd	OT	Total
Wake Forest	37	35	7	79
Georgia Tech	44	28	15	87

Officials: Bernard Clinton, Mike Eades, Raymie Styons
Attendance: 9191
Points in the paint-WF 36,GT 14. Points off turnovers-WF 11,GT 15.
2nd chance points-WF 16,GT 5. Fast break points-WF 16,GT 6.
Bench points-WF 22,GT 15. Score tied-3 times. Lead changed-0 times.
Largest lead-WF None, GT by 13 2nd-14:36.

GAME 28

Virginia 76, Georgia Tech 74

March 3, 2008 ~ Atlanta, Ga.

VIRGINIA (14-13, 4-10) ACC)

Player	FG-A	3P-A	FT-A	Reb	PF	Pts	A	TO	Blk	S	MIN
Joseph	2-8	1-4	0-0	4	0	5	0	0	0	0	16
Scott	3-5	0-0	3-5	4	4	9	0	1	0	0	20
Pettinella	0-2	0-0	0-0	1	3	0	1	1	0	0	12
Jones	1-5	0-1	2-2	2	1	4	1	0	0	0	14
Singletary	5-13	1-5	6-6	1	2	17	6	3	0	3	33
Baker	4-9	2-5	0-0	7	3	10	4	2	0	4	26
Mikalauskas	5-8	0-0	5-8	7	3	15	0	1	0	1	19
Tucker	0-5	0-2	2-2	4	3	2	0	1	0	0	19
Diane	4-9	0-2	2-4	6	3	10	0	5	1	0	27
Tat	1-2	0-0	2-2	3	0	4	1	0	0	0	7
Meyinsse	0-0	0-0	0-0	2	4	0	0	0	0	0	7
Totals	**25-66**	**4-19**	**22-29**	**46**	**26**	**76**	**13**	**14**	**1**	**8**	**200**
FG%	1st Half: 13-35 37.1%		2nd Half: 12-31 38.7%			Game: 37.9%					
3-Pt.%	1st Half: 2-11 18.2%		2nd Half: 2-8 25.0%			Game: 21.1%					
FT%	1st Half: 10-11 90.9%		2nd Half: 12-18 66.7%			Game: 75.9%					

GEORGIA TECH (12-16, 5-9 ACC)

Player	FG-A	3P-A	FT-A	Reb	PF	Pts	A	TO	Blk	S	MIN
Morrow	4-15	1-6	4-4	4	2	13	4	0	2	2	35
Smith	3-6	0-0	1-1	6	2	7	0	1	0	1	22
Lawal	1-1	0-0	3-4	3	0	5	0	3	2	0	17
Miller	2-8	1-5	2-4	3	2	7	6	2	0	1	34
Bell	3-9	1-2	2-2	1	5	9	1	0	0	0	23
Clinch	2-7	0-2	0-0	1	4	4	1	1	0	1	16
Storrs	0-2	0-2	0-2	2	0	0	1	1	0	0	12
Peacock	9-12	1-2	4-4	7	1	23	4	1	1	0	26
Aminu	3-4	0-1	0-2	6	3	6	0	3	2	0	15
Totals	**27-64**	**4-20**	**16-23**	**36**	**19**	**74**	**17**	**13**	**7**	**5**	**200**
FG%	1st Half: 17-34 50.0%		2nd Half: 10-30 33.3%			Game: 42.2%					
3-Pt.%	1st Half: 3-8 37.5%		2nd Half: 1-12 8.3%			Game: 20.0%					
FT%	1st Half: 5-10 50.0%		2nd Half: 11-13 84.6%			Game: 69.6%					

Score by Periods	1st	2nd	Total
Virginia	38	38	76
Georgia Tech	42	32	74

Officials: Curtis Shaw, Ted Valentine, Bob Donato
Technical fouls: Georgia Tech-Morrow, Anthony.
Attendance: 9191
Points in the paint-VA 34,GT 26. Points off turnovers-VA 23,GT 17.
2nd chance points-VA 24,GT 9. Fast break points-VA 12,GT 6.
Bench points-VA 41,GT 33. Score tied-6 times. Lead changed-14 times.
Largest lead-VA by 7 2nd-14:26, GT by 7 1st-02:45.

GAME 29

Georgia Tech 80, Clemson 75

March 6, 2008 ~ Atlanta, Ga.

CLEMSON (21-8, 9-6 ACC)

Player	FG-A	3P-A	FT-A	Reb	PF	Pts	A	TO	Blk	S	MIN
Perry	3-4	0-0	0-0	0	2	6	1	0	0	1	9
Mays	5-9	0-2	3-5	9	2	13	2	5	0	1	30
Booker	5-6	0-0	0-1	7	4	10	2	3	0	0	28
Rivers	2-8	1-3	0-0	2	5	5	1	1	0	1	24
Hammonds	6-12	0-3	3-7	8	2	15	3	2	0	2	34
Stitt	3-8	1-4	3-4	2	1	10	3	2	0	0	26
Sykes	1-1	0-0	0-0	1	0	2	0	3	0	3	12
Potter	3-5	0-1	0-0	2	3	6	1	3	0	0	17
Oglesby	3-8	2-6	0-0	2	2	8	1	0	0	1	20
Totals	**31-61**	**4-19**	**9-17**	**38**	**21**	**75**	**14**	**20**	**0**	**9**	**200**
FG%	1st Half: 20-34 58.8%		2nd Half: 11-27 40.7%			Game: 50.8%					
3-Pt.%	1st Half: 2-10 20.0%		2nd Half: 2-9 22.2%			Game: 21.1%					
FT%	1st Half: 2-4 50.0%		2nd Half: 7-13 53.8%			Game: 52.9%					

GEORGIA TECH (13-16, 6-9 ACC)

Player	FG-A	3P-A	FT-A	Reb	PF	Pts	A	TO	Blk	S	MIN
Bell	5-8	0-0	0-0	4	3	10	2	1	0	2	29
Lawal	4-7	0-0	5-9	0	1	13	0	1	2	1	23
Smith	4-5	0-0	5-8	7	3	13	2	2	0	1	31
Causey	1-4	0-1	4-4	0	3	6	8	4	0	3	23
Morrow	6-9	4-5	0-0	4	0	16	0	0	0	2	32
Clinch	2-4	0-2	0-2	0	2	4	1	3	1	1	17
Miller	1-3	1-2	3-3	2	3	6	2	1	0	0	16
Storrs	0-0	0-0	0-0	0	0	0	0	0	0	0	2
Peacock	3-8	0-2	6-6	8	1	12	1	1	1	5	26
Aminu	0-2	0-0	0-0	1	0	0	0	0	0	0	1
Totals	**26-50**	**5-12**	**23-32**	**26**	**16**	**80**	**16**	**13**	**4**	**15**	**200**
FG%	1st Half: 15-25 60.0%		2nd Half: 11-25 44.0%			Game: 52.0%					
3-Pt.%	1st Half: 3-6 50.0%		2nd Half: 2-6 33.3%			Game: 41.7%					
FT%	1st Half: 7-11 63.6%		2nd Half: 16-21 76.2%			Game: 71.9%					

Score by Periods	1st	2nd	Total
Clemson	44	31	75
Georgia Tech	40	40	80

Officials: Roger Ayers, Mike Stuart, Tony Greene
Attendance: 9191
Points in the paint-CL 48,GT 34. Points off turnovers-CL 14,GT 18.
2nd chance points-CL 16,GT 5. Fast break points-CL 4,GT 21.
Bench points-CL 26,GT 22. Score tied-5 times. Lead changed-6 times.
Largest lead-CL by 13 1st-12:02, GT by 5 2nd-02:42.

2007-08 Game Summaries

GAME 30

Georgia Tech 86, Boston College 78

March 8, 2008 ~ Chestnut Hill, Mass.

GEORGIA TECH (14-16, 7-9 ACC)

Player	FG-A	3P-A	FT-A	Reb	PF	Pts	A	TO	Blk	S	MIN
Lawal	3-6	0-0	0-0	2	2	6	1	3	0	0	14
Smith	8-10	1-1	3-3	10	4	20	2	2	0	4	33
Miller	2-5	2-3	3-4	1	2	9	2	2	0	2	24
Bell	2-2	0-0	3-4	0	3	7	3	0	0	1	21
Morrow	3-6	2-5	1-2	0	3	9	1	0	0	1	28
Clinch	4-6	2-3	0-3	1	2	10	2	0	0	1	23
Causey	2-4	1-2	2-4	1	1	7	3	3	0	1	16
Storrs	0-1	0-1	0-0	0	1	0	2	0	0	0	9
Peacock	6-12	1-2	5-6	1	2	18	1	1	1	2	24
Aminu	0-1	0-0	0-0	3	0	0	0	0	0	1	8
Totals	**30-53**	**9-17**	**17-26**	**21**	**20**	**86**	**17**	**11**	**1**	**13**	**200**
FG%	1st Half: 13-29 44.8%		2nd Half: 17-24 70.8%			Game: 56.6%					
3-Pt.%	1st Half: 6-11 54.5%		2nd Half: 3-6 50.0%			Game: 52.9%					
FT%	1st Half: 6-11 54.5%		2nd Half: 11-15 73.3%			Game: 65.4%					

BOSTON COLLEGE (13-16, 4-12 ACC)

Player	FG-A	3P-A	FT-A	Reb	PF	Pts	A	TO	Blk	S	MIN
Sanders	5-9	4-7	0-3	7	2	14	0	3	0	1	35
Oates	2-6	1-5	2-2	4	4	7	1	3	1	0	24
Blair	3-3	0-0	0-0	7	4	6	5	3	3	1	35
Rice	5-16	1-5	6-6	0	2	17	8	5	0	2	39
Raji	8-10	0-1	1-1	7	3	17	0	0	0	0	29
Paris	1-3	0-2	2-2	0	2	4	4	5	0	0	16
Roche	0-0	0-0	0-0	0	0	0	0	0	0	0	1
Southern	4-6	0-0	5-8	5	4	13	2	2	0	0	21
Totals	**28-53**	**6-20**	**16-22**	**33**	**21**	**78**	**20**	**21**	**4**	**4**	**200**
FG%	1st Half: 13-27 48.1%		2nd Half: 15-26 57.7%			Game: 52.8%					
3-Pt.%	1st Half: 3-11 27.3%		2nd Half: 3-9 33.3%			Game: 30.0%					
FT%	1st Half: 8-9 88.9%		2nd Half: 8-13 61.5%			Game: 72.7%					

Score by Periods	1st	2nd	Total
Georgia Tech	38	48	86
Boston College	37	41	78

Officials: Bryan Kersey, Ray Natili, Brian Dorsey
Attendance: 7219
Points in the paint-GT 30,BC 44. Points off turnovers-GT 30,BC 7.
2nd chance points-GT 11,BC 16. Fast break points-GT 4,BC 0.
Bench points-GT 35,BC 17. Score tied-4 times. Lead changed-7 times.
Largest lead-GT by 16 2nd-04:33, BC by 5 2nd-15:57.

JEREMIS SMITH, FLYING OUT OF BOUNDS TRYING TO SAVE A BALL AGAINST WAKE FOREST, HAD 16 POINTS AND 13 REBOUNDS AGAINST THE DEMON DEACONS.

GAME 31

Georgia Tech 94, Virginia Tech 76

March 13, 2008 ~ Charlotte, N.C.

VIRGINIA (15-15)

Player	FG-A	3P-A	FT-A	Reb	PF	Pts	A	TO	Blk	S	MIN
Joseph	1-2	1-2	0-0	0	0	3	0	1	0	0	7
Scott	3-5	2-2	2-4	3	3	10	1	2	0	0	20
Pettinella	3-3	0-0	1-3	4	3	7	0	0	0	1	18
Jones	2-8	1-4	2-3	3	4	7	0	0	0	0	22
Singletary	4-14	1-3	11-13	5	4	20	10	6	0	3	33
Farrakhan	0-1	0-0	0-0	0	0	0	0	0	0	0	1
Baker	0-5	0-3	0-0	1	1	0	4	1	1	1	21
Mikalauskas	2-4	0-0	4-4	2	0	8	0	1	0	0	26
Tucker	1-4	0-3	1-2	4	4	3	0	1	2	0	12
Diane	7-13	4-6	0-0	3	2	18	0	3	0	2	33
Tat	0-0	0-0	0-0	0	0	0	0	0	0	0	2
Meyinsse	0-1	0-0	0-0	1	0	0	0	0	0	0	5
Totals	**23-60**	**9-23**	**21-29**	**32**	**21**	**76**	**15**	**16**	**3**	**7**	**200**
FG%	1st Half: 13-31 41.9%		2nd Half: 10-29 34.5%			Game: 38.3%					
3-Pt.%	1st Half: 8-17 47.1%		2nd Half: 1-6 16.7%			Game: 39.1%					
FT%	1st Half: 8-8 100%		2nd Half: 13-21 61.9%			Game: 72.4%					

GEORGIA TECH (15-16)

Player	FG-A	3P-A	FT-A	Reb	PF	Pts	A	TO	Blk	S	MIN
Morrow	6-10	6-9	0-0	7	1	18	1	2	0	1	31
Smith	5-7	0-0	8-9	5	1	18	6	2	1	2	31
Lawal	1-4	0-0	0-0	0	3	2	0	1	0	1	12
Miller	5-6	4-5	0-0	3	4	14	4	2	1	1	23
Bell	4-7	1-2	0-0	3	4	9	2	3	1	1	23
Clinch	3-11	2-7	0-0	5	2	8	2	0	0	0	23
Causey	0-1	0-1	0-0	3	4	0	5	3	0	0	18
Storrs	0-0	0-0	0-0	0	0	0	0	0	0	0	2
Sheehan	0-0	0-0	0-0	1	0	0	0	0	0	0	1
Peacock	5-7	0-0	4-5	2	4	14	2	4	0	0	20
Aminu	4-4	0-0	3-4	5	2	11	0	0	3	0	16
Totals	**33-57**	**13-24**	**15-18**	**37**	**25**	**94**	**22**	**17**	**6**	**6**	**200**
FG%	1st Half: 17-30 56.7%		2nd Half: 16-27 59.3%			Game: 57.9%					
3-Pt.%	1st Half: 6-12 50.0%		2nd Half: 7-12 58.3%			Game: 54.2%					
FT%	1st Half: 4-5 80.0%		2nd Half: 11-13 84.6%			Game: 83.3%					

Score by Periods	1st	2nd	Total
Virginia	42	34	76
Georgia Tech	44	50	94

Officials: Les Jones, Brian Dorsey, Bryan Kersey
Attendance: 20035
Points in the paint-VA 22,GT 30. Points off turnovers-VA 17,GT 21.
2nd chance points-VA 6,GT 10. Fast break points-VA 16,GT 30.
Bench points-VA 29,GT 33. Score tied-7 times. Lead changed-16 times.

GAME 32

Duke 82, Georgia Tech 70

March 14, 2008 ~ Charlotte, N.C.

GEORGIA TECH (15-17)

Player	FG-A	3P-A	FT-A	Reb	PF	Pts	A	TO	Blk	S	MIN
Lawal	4-7	0-0	0-0	4	1	8	0	2	1	0	18
Smith	2-6	0-2	4-5	9	4	8	2	6	1	1	21
Miller	4-12	2-4	6-7	5	3	16	5	1	0	1	31
Bell	3-7	0-0	0-0	2	1	6	3	2	0	0	24
Morrow	5-8	2-3	0-1	3	2	12	0	0	0	0	36
Clinch	1-4	0-1	0-0	0	2	2	0	0	0	0	19
Causey	1-4	1-2	0-0	0	2	3	1	0	0	0	9
Peacock	6-11	1-2	0-0	4	3	13	0	1	0	0	26
Aminu	1-2	0-0	0-0	2	2	2	2	1	2	1	16
Totals	**27-61**	**6-14**	**10-13**	**31**	**20**	**70**	**13**	**13**	**4**	**3**	**200**
FG%	1st Half: 10-27 37.0%		2nd Half: 17-34 50.0%			Game: 44.3%					
3-Pt.%	1st Half: 4-7 57.1%		2nd Half: 2-7 28.6%			Game: 42.9%					
FT%	1st Half: 5-6 83.3%		2nd Half: 5-7 71.4%			Game: 76.9%					

DUKE (27-4)

Player	FG-A	3P-A	FT-A	Reb	PF	Pts	A	TO	Blk	S	MIN
Singler	2-4	1-2	0-0	2	3	5	2	1	2	2	19
Nelson	7-13	2-3	1-3	9	2	17	7	4	1	1	33
Thomas	4-5	0-0	2-2	5	2	10	0	2	0	0	23
Paulus	4-9	3-6	2-4	2	3	13	4	2	0	0	33
Henderson	5-9	2-2	0-2	4	3	12	0	0	1	1	26
Smith	0-1	0-1	0-0	0	3	0	0	1	0	0	7
McClure,	1-2	0-0	0-0	5	0	2	1	0	1	0	12
King	1-2	1-2	0-0	1	0	3	0	0	1	0	6
Scheyer	4-7	0-3	10-11	1	1	18	3	2	0	1	28
Davidson	0-0	0-0	0-0	0	0	0	0	0	0	0	0+
Zoubek	0-2	0-0	2-4	2	1	2	0	0	0	2	13
Totals	**28-54**	**9-19**	**17-26**	**34**	**18**	**82**	**17**	**12**	**6**	**7**	**200**
FG%	1st Half: 16-28 57.1%		2nd Half: 12-26 46.2%			Game: 51.9%					
3-Pt.%	1st Half: 6-9 66.7%		2nd Half: 3-10 30.0%			Game: 47.4%					
FT%	1st Half: 6-10 60.0%		2nd Half: 11-16 68.8%			Game: 65.4%					

Score by Periods	1st	2nd	Total
Georgia Tech	29	41	70
Duke	44	38	82

Officials: Jamie Luckie, Mike Eades, Ray Natili
Attendance: 20035
Points in the paint-GT 30,DU 36. Points off turnovers-GT 16,DU 19.
2nd chance points-GT 15,DU 8. Fast break points-GT 6,DU 11.
Bench points-GT 20,DU 25. Score tied-1 time. Lead changed-5 times.
Largest lead-GT by 2 1st-19:17, DU by 20 1st-07:22.

Georgia Tech Team Game Highs

Points	99	at Tennessee State (11/11/07)
FG	36	at Tennessee State (11/11/07)
FGA	73	NORTH CAROLINA (1/16/08)
FG%	.592 (29-49)	at NC State (1/23/08)
3 PT FG	13	vs Virginia (3/13/08)
3 PT FGA	27	CENTENARY (12/22/07)
3 PT FG%	.588 (10-17)	vs Notre Dame (11/19/07)
FT	30	WAKE FOREST (3/1/08)
FTA	44	WAKE FOREST (3/1/08)
FT%	.864 (19-22)	at Vanderbilt (12/1/07)
Rebounds	49	WAKE FOREST (3/1/08)
Assists	23	at Tennessee State (11/11/07)
Steals	15	CLEMSON (3/6/08)
	15	TENNESSEE TECH (12/27/07)
Blocks	8	CENTENARY (12/22/07)
Turnovers	22	MIAMI (FLA.) (2/17/08)
Fouls	34	at Virginia Tech (2/23/08)

Opponent Game Highs

Points	92	at Virginia Tech (2/23/08)
	92	at Vanderbilt (12/1/07)
FG	33	MARYLAND (2/2/08)
FGA	78	at Virginia (1/27/08)
FG%	.559 (33-59)	MARYLAND (2/2/08)
3 PT FG	15	PRESBYTERIAN (1/6/08)
3 PT FGA	36	at Virginia (1/27/08)
3 PT FG%	.484 (15-31)	PRESBYTERIAN (1/6/08)
FT	36	at Virginia Tech (2/23/08)
FTA	49	at Virginia Tech (2/23/08)
FT%	.857 (12-14)	at Georgia State (12/05/07)
Rebounds	48	at Virginia (1/27/08)
Assists	22	MARYLAND (2/2/08)
Steals	14	at Duke (2/27/08)
Blocks	9	KANSAS (12/18/07)
Turnovers	27	TENNESSEE TECH (12/27/07)
Fouls	32	WAKE FOREST (3/1/08)

Georgia Tech Game Lows

Points	58	at Duke (2/27/08)
FG	22	FLORIDA STATE (12/30/07)
	22	MIAMI (FLA.) (2/17/08)
FGA	44	FLORIDA STATE (12/30/07)
FG%	.377 (23-61)	at Duke (2/27/08)
3 PT FG	2	TENNESSEE TECH (12/27/07)
	2	at Clemson (2/14/08)
3 PT FGA	10	vs Charlotte (11/16/07)
	10	at NC State (1/23/08)
3 PT FG%	.125 (2-16)	TENNESSEE TECH (12/27/07)
FT	6	vs Notre Dame (11/19/07)
FTA	10	NORTH CAROLINA (1/16/08)
	10	at Connecticut (2/9/08)
FT%	.543 (19-35)	at Georgia (1/9/08)
Rebounds	21	at Boston College (3/8/08)
Assists	3	at Duke (2/27/08)
Steals	3	at Virginia (1/27/08)
	3	vs Duke (3/14/08)
Blocks	0	KANSAS (12/18/07)
Turnovers	9	PRESBYTERIAN (1/6/08)
Fouls	14	CENTENARY (12/22/07)

Opponent Game Lows

Points	41	CENTENARY (12/22/07)
FG	14	CENTENARY (12/22/07)
FGA	42	PRESBYTERIAN (1/6/08)
FG%	.286 (14-49)	CENTENARY (12/22/07)
3 PT FG	2	TENNESSEE TECH (12/27/07)
	2	at Miami (Fla.) (1/12/08)
	2	NORTH CAROLINA (1/16/08)
	2	at Connecticut (2/9/08)
	2	at Duke (2/27/08)
3 PT FGA	9	at Connecticut (2/9/08)
3 PT FG%	.105 (2-19)	at Miami (Fla.) (1/12/08)
FT	6	CENTENARY (12/22/07)
FTA	11	CENTENARY (12/22/07)
	11	FLORIDA STATE (12/30/07)
FT%	.529 (9-17)	CLEMSON (3/6/08)
Rebounds	20	PRESBYTERIAN (1/6/08)
Assists	7	MIAMI (FLA.) (2/17/08)
Steals	3	PRESBYTERIAN (1/6/08)
Blocks	0	PRESBYTERIAN (1/6/08)
	0	CLEMSON (3/6/08)
Turnovers	9	at Duke (2/27/08)
Fouls	14	NORTH CAROLINA (1/16/08)

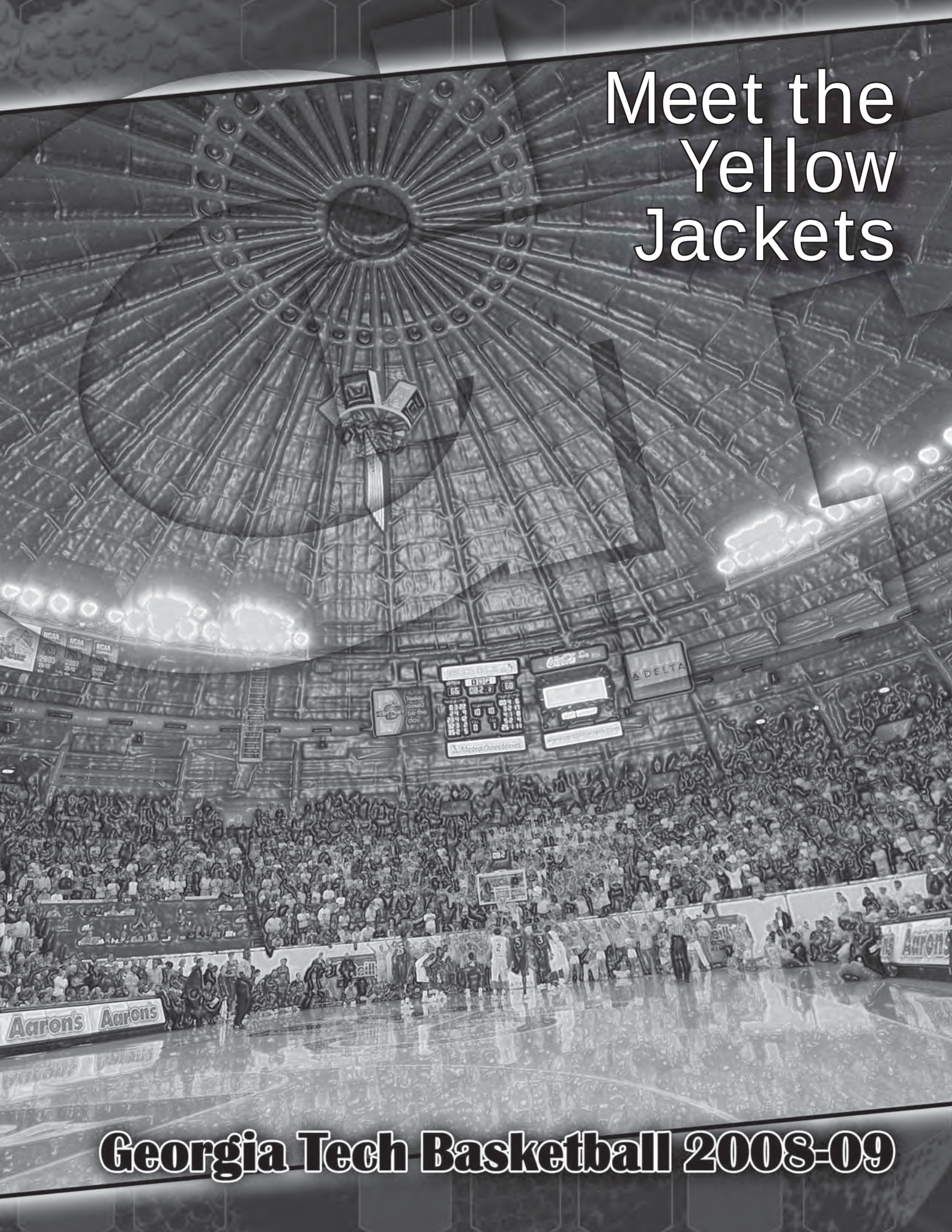
Meet the Yellow Jackets
Aaron's
Georgia Tech Basketball 2008-09



Alade Aminu

Forward/Center • 6-10 • 225 • Senior (3 letters)

Stone Mountain, Ga. • Stephenson High School

At Tech

> Long, athletic, agile performer who runs and jumps well and has good post moves ... Can block shots and get rebounds ... His stock as a college prospect rose dramatically during the summer of 2004, when he first committed to Tech ... A triple-jump star in high school who has played organized basketball only six years.

> Played limited minutes as a backup at strong forward as a freshman and the first half of last season, but became a key reserve over the last month and a half ... Switched to No. 44 after wearing No. 41 as a freshman.

> Hitting 55.7 percent from the floor against the ACC in his career ... Is 12-for-13 from the floor in three ACC Tournament games.

> Has started a non-profit company called Brotherhood of the World, in which he and his teammates manage and participate in community service projects -- mentoring, tutoring andyouth development -- with local youth organizations and schools.

2007-08

> Team's No. 2 rebounder, No. 2 shot-blocker and an accurate shooter from the paint area (54.4 pct.) ... Gave Tech a capable post scorer off the bench.

> Went 3-for-12 from the floor in the last three regular-season games, 21-for-35 (60 pct.) in the nine games before that ... Went 5-for-6 in two ACC Tournament games, scoring 11 points in the first round vs. Virginia.

> Had only two double-digit scoring games after the Paradise Jam, including 11 points at Wake Forest (3-4 FG, 5-5 FT) on Feb. 6 ... Had six scoreless games.

> Started Tech's first seven games of the season ... Scored in double figures four straight games after a 5-point effort in the season opener ... Hit 12-of-14 shots

Career Highs

Points: 25
Tennessee State, 11-11-07

Field Goals: 12
Tennessee State, 11-11-07

Field Goal Attempts: 14
Tennessee State, 11-11-07

Field Goal Pct: 1.000
Wake Forest (7-7), 3-8-07

3-Pt. Field Goals: 0

3-Pt. FG Attempts: 1
Virginia, 3-3-08

3-Pt. FG Pct: .000

Free Throws: 5
Wake Forest, 2-6-08

Free Throw Attempts: 8
Bethune-Cookman, 12-31-05

Free Throw Pct.: 1.000
Wake Forest (5-5), 2-6-08

Rebounds: 9
UNC Greensboro, 11-9-07;
Tennessee State, 11-11-07

Assists: 3
Connecticut. 2-11-07

Blocked Shots: 4
Virginia Tech, 2-23-08

Steals: 2
UNC-Asheville, 11-18-05;
Wake Forest, 3-8-07;
Winthrop, 11-18-07

Minutes: 28
Notre Dame, 11-19-07

Career Statistics — All Games

Year	G-GS	MP-Avg	FG-	FGA	Pct	3P-	3PA	Pct	FT-	FTA	Pct.	O-	D	Reb	Avg	PF-dq	A	TO	Bl	St	TP	Avg
2006	24-0	191-8.0	23-	47	.489	0-	0	.000	12-	22	.545	15-	27	42	1.8	21-0	6	15	6	7	58	2.4
2007	18-0	228-12.7	42-	72	.583	0-	0	.000	13-	19	.684	20-	37	57	3.2	24-2	8	8	15	6	97	5.4
2008	32-7	524-16.4	80-	147	.544	0-	1	.000	31-	51	.608	58-	74	132	4.1	67-3	18	32	29	16	191	6.0
TOTAL	**74-7**	**943-12.7**	**145-**	**266**	**.545**	**0-**	**1**	**.000**	**56-**	**92**	**.609**	**93-**	**138**	**231**	**3.1**	**112-5**	**32**	**55**	**50**	**29**	**346**	**4.7**

Career Statistics — ACC Games

Year	G-GS	MP-Avg	FG-	FGA	Pct	3P-	3PA	Pct	FT-	FTA	Pct.	O-	D	Reb	Avg	PF-dq	A	TO	Bl	St	TP	Avg
2006	12-0	79-6.6	7-	12	.583	0-	0	.000	3-	4	.750	1-	7	8	0.7	12-0	2	5	2	2	17	1.4
2007	8-0	105-13.1	20-	32	.625	0-	0	.000	3-	3	1.000	5-	14	19	2.4	9-0	2	3	4	1	43	5.4
2008	16-0	223-13.9	27-	53	.509	0-	1	.000	11-	17	.647	23-	37	60	3.8	32-2	9	14	15	8	65	4.1
TOTAL	**36-0**	**407-11.3**	**54-**	**97**	**.557**	**0-**	**1**	**.000**	**17-**	**24**	**.708**	**29-**	**58**	**87**	**2.4**	**53-2**	**13**	**22**	**21**	**11**	**125**	**3.5**

Career Statistics — NCAA Tournament Games

Year	G-GS	MP-Avg	FG-	FGA	Pct	3P-	3PA	Pct	FT-	FTA	Pct.	O-	D	Reb	Avg	PF-dq	A	TO	Bl	St	TP	Avg
2007	1-0	16-16.0	5-	8	.625	0-	0	.000	1-	1	1.000	3-	2	5	5.0	5-1	0	0	1	1	11	11.0



from the floor for a career-best 25 points Nov. 11 at Tennessee State.

2006-07

> Gave the Jackets a shot of energy off the bench at both ends of the floor over Tech's last 11 games, averaging 6.5 points and 3.1 rebounds while Tech won seven of the 11 games.

> Finished strong with 11 points (5-for-8 FG) and five rebounds in 16 minutes in Tech's NCAA Tournament loss to UNLV ... One of Tech's stars in double-overtime loss to Wake Forest in the ACC Tournament, establishing career highs in points (17) and rebounds (8) while hitting all seven field goal attempts, blocking two shots and taking two steals.

> Began his strong finish with his first appearance in an ACC game Feb. 3 vs. Clemson, when he came off the bench to match his previous career-high with 10 points (5-of-6 FG) ... Followed that with 10 points (5-of-9 FG) against NC State ... Scored more points in those two games than he did in 12 conference games as a freshman.

> Made 32-for-49 shots from the field (65.3 pct.) and blocked eight shots over the last 11 games.

> Averaged 14 minutes in four games during Tech's semester break, posting a career-high 10 points against Saint Francis (Pa.) ... Averaged 5.5 points and 5.3 rebounds over those games, blocking six shots in the process ... Matched his then-career high for rebounds three times during the stretch (6 vs. Centenary, Troy and Saint Francis)

2005-06

> Solid contributor off the bench, particularly on defense, through the non-conference schedule ... Played 35 total minutes in Tech's last two games of the season (Clemson and Maryland), hitting 5-of-8 shots from the floor, pulling six rebounds and blocking three shots.

> Shot 9-for-16 from the floor in ACC regular-season and tournament games.

> Received his most extended minutes in a conference game prior to that at Wake Forest (16 minutes) when he scored four points with three rebounds and two assists (no turnovers), and also in the first meeting against Maryland (11 minutes, two points, one rebound).

> Recorded season highs of eight points and eight rebounds at Centenary ... Averaged 3.3 points and 2.6 rebounds while making 45.2 percent of his shots from the floor in Tech's non-conference games.

High School

> Two-sport standout (basketball and track) at Stephenson High School ... Only the third basketball player from Stephenson to go to a Division I school ... Coached by Kerry Sandifer.

> A high honorable mention All-America by **Street & Smith's** ... Ranked as high as No. 50 among the nation's seniors (and the No. 5 center) by The Insiders.com.

> All-state AAAAA performer as a senior who led Stephenson to the state playoffs while averaging 16 points and 10 rebounds ... Averaged 18.7 points and 12.3 rebounds a game as a junior ... Had 22 points, seven rebounds and five blocks in the GACA North-South All-Star Game in Savannah ... Had 19 points (7-11 FG), 13 rebounds in the Charm City Classic in Towson, Md. ... Played in the Global Games in Dallas.

> Participated in the triple jump, high jump and 200-yard dash for his track team.

Personal

> Full name is Abdul Alade Aminu ... First name rhymes with "holiday" ... Surname pronounced "ah-MEE-noo" ... Born September 14, 1987 in Atlanta ... Son of Aboy and Anjirlic Aminu, both of whom are teachers ... His mother, Anjirlic, teaches a business course at Stephenson High School ... Father is of Nigerian descent, mother was born in New York ... Enjoys drawing and reading ... Majoring in Management.

Aminu Game-by-Game

2007-08	MP	FG	3FG	FT	O-R	A	TO	Bl	St	Pts
UNC-Greensboro*	26	2-4	0-0	1-2	4-9	1	0	0	0	5
at Tennessee St.*	26	12-14	0-0	1-4	3-9	0	2	1	0	25
Charlotte*	23	3-8	0-0	4-4	2-6	2	4	1	0	10
Winthrop*	25	9-13	0-0	1-2	4-5	0	0	0	2	19
Notre Dame*	28	5-11	0-0	1-3	3-5	1	4	0	0	11
at Indiana*	21	3-7	0-0	1-2	5-6	0	1	0	1	7
at Vanderbilt*	10	1-4	0-0	0-0	0-0	1	1	0	0	2
at Georgia State	5	1-1	0-0	0-0	0-1	0	2	0	0	2
Kansas	19	1-5	0-0	2-5	2-6	0	0	0	1	4
Centenary	20	2-3	0-0	2-2	0-0	0	1	2	2	6
Tennessee Tech	12	3-5	0-0	3-4	3-7	0	0	1	0	9
Florida State	10	0-1	0-0	0-0	0-1	1	1	0	0	0
Presbyterian	17	2-2	0-0	0-0	0-3	1	1	1	0	4
at Georgia	27	4-8	0-0	1-2	4-6	1	1	2	1	9
at Miami	15	3-5	0-0	1-2	1-5	0	2	1	1	7
North Carolina	14	0-3	0-0	0-0	0-4	1	0	2	0	0
Virginia Tech	11	3-5	0-0	0-1	1-4	1	0	0	2	6
at NC State	16	1-1	0-0	1-2	2-4	0	0	0	2	3
at Virginia	15	1-3	0-0	0-0	0-2	0	0	1	0	2
Maryland	20	4-5	0-0	1-1	2-4	1	1	3	1	9
at Wake Forest	13	3-4	0-0	5-5	0-0	0	2	0	0	11
at Connecticut	10	0-3	0-0	0-0	1-2	0	0	1	0	0
at Clemson	18	4-5	0-0	0-0	2-7	1	0	1	0	8
Miami	12	2-2	0-0	0-0	4-6	1	2	0	0	4
at Virginia Tech	23	3-7	0-0	0-0	3-6	0	1	4	0	6
at Duke	15	0-2	0-0	0-0	3-5	1	1	1	1	0
Wake Forest	17	0-3	0-0	3-4	1-2	2	1	0	0	3
Virginia	15	3-4	0-1	0-2	2-6	0	3	2	0	6
Clemson	1	0-2	0-0	0-0	1-1	0	0	0	0	0
at Boston College	8	0-1	0-0	0-0	1-3	0	0	0	1	0
vs. Virginia-A	16	4-4	0-0	3-4	2-5	0	0	3	0	11
vs. Duke-A	16	1-2	0-0	0-0	2-2	2	1	2	1	2

2006-07	MP	FG	3FG	FT	O-R	A	TO	Bl	St	Pts
Elon	5	0-1	0-0	0-0	0-0	1	0	0	0	0
Jackson State	4	1-2	0-0	0-0	0-1	0	0	1	0	2
Georgia State	5	1-2	0-0	0-0	0-1	0	0	0	0	2
Purdue	dnp									
Memphis	dnp									
UCLA	dnp									
Penn State	dnp									
at Miami	dnp									
at Vanderbilt	dnp									
Centenary	15	1-4	0-0	1-2	3-6	1	1	1	0	3
Georgia	dnp									
Troy	9	3-5	0-0	1-2	3-6	0	0	2	0	7
St. Francis	16	3-4	0-0	4-7	1-6	1	1	2	1	10
Winston-Salem	16	1-5	0-0	0-0	1-3	0	0	1	0	2
at Clemson	dnp									
Duke	dnp									
Florida State	dnp									
at North Carolina	dnp									
at Maryland	dnp									
Virginia Tech	dnp									
at Wake Forest	dnp									
Clemson	12	5-6	0-0	0-0	0-1	0	1	1	0	10
NC State	25	5-9	0-0	0-0	0-3	1	0	1	1	10
Connecticut	16	0-2	0-0	0-0	0-2	3	2	1	1	0
at Florida State	6	0-1	0-0	0-0	0-2	0	0	2	0	0
at Duke	14	3-4	0-0	0-0	0-1	0	0	0	0	6
Wake Forest	18	1-2	0-0	0-0	1-4	0	0	0	0	2
at Virginia	7	3-4	0-0	1-1	1-3	1	0	0	0	7
N.Carolina	14	2-2	0-0	0-0	1-3	0	2	0	0	4
Boston College	9	1-4	0-0	2-2	2-2	0	0	0	0	4
Wake Forest-A	21	7-7	0-0	3-4	4-8	0	1	2	2	17
UNLV-N	16	5-8	0-0	1-1	3-5	0	0	1	1	11

2005-06	MP	FG	3FG	FT	O-R	A	TO	Bl	St	Pts
UNC-Asheville	10	1-2	0-0	0-0	0-3	0	2	0	2	2
Elon	9	1-2	0-0	0-0	0-1	0	1	0	0	2
Illinois-Chicago	16	1-3	0-0	0-2	2-4	1	3	1	1	2
at Michigan State	0+	0-0	0-0	0-0	0-0	0	0	0	0	0
Virginia	3	0-1	0-0	0-0	0-0	0	0	0	0	0
at Georgia	4	0-0	0-0	0-0	0-1	0	0	0	0	0
Tennessee State	12	3-6	0-0	1-2	1-3	0	0	0	0	7
Jacksonville	12	3-5	0-0	1-1	2-3	1	1	1	1	7
at Air Force	3	0-1	0-0	0-0	0-0	0	0	0	0	0
Beth-Cook	13	2-6	0-0	3-8	2-5	0	1	1	0	7
Vanderbilt	4	0-0	0-0	1-2	0-1	0	0	0	0	1
Boston College	4	0-0	0-0	0-0	0-1	0	0	0	1	0
at Centenary	15	3-6	0-0	2-2	4-8	2	2	0	1	8
at NC State	3	0-0	0-0	0-0	0-0	0	0	0	0	0
at Wake Forest	16	2-4	0-0	0-0	1-3	2	0	0	0	4
Clemson	3	1-1	0-0	0-0	0-0	0	0	0	1	2
Maryland	11	0-0	0-0	2-2	0-1	0	1	0	0	2
at Boston College	dnp									
at Virginia Tech	dnp									
Miami	dnp									
at Florida State	0+	0-0	0-0	0-0	0-0	0	0	0	0	0
NC State	2	0-0	0-0	0-0	0-0	0	1	0	0	0
at N.Carolina	8	1-2	0-0	0-0	0-1	0	2	0	0	2
at Maryland	8	0-0	0-0	0-0	0-1	0	0	0	0	0
Duke	0+	0-0	0-0	0-0	0-0	0	0	0	0	0
Wake Forest	dnp									
at Clemson	21	3-4	0-0	1-2	0-1	0	1	2	0	7
vs Maryland (A)	14	2-4	0-0	1-1	3-5	0	0	1	0	5

***game started; A--ACC Tournament; N--NCAA Tournament**

D'Andre Bell

Guard/Forward • 6-6 • 220 • Senior (3 letters)

Los Angeles, Calif. • Palisades Charter High School



At Tech

> Wing player with excellent size and athletic ability who progressed markedly after fall semester of his freshman year ... Has a smooth mid-range jump shot and good defensive skills ... More effective on the wing, but has answered the call to play the point for Tech on occasion during each of his first two seasons.

> A left-handed shooter who follows a distinguished line of southpaw stars at Tech, including Kenny Anderson, Travis Best, Tony Akins, Jason Collier, Clarence Moore and Isma'il Muhammad.

> Progressed rapidly after December of his freshmam year, both in basketball and in the classroom, and has made the Dean's List ... Named team's top student-athlete at its year-end banquet in 2007 ... Called the "hardest working kid I've been around" by his high school coach.

> Wore No. 13 as a sophomore after giving up his former No. 1 to Javaris Crittenton.

2007-08

> Had the best season of his career on both ends of the floor, establishing statistical highs in all offensive categories while giving Tech excellent defense on the perimeter ... Key player in Tech's improvement on the defensive end since early January, helping limit many of the ACC's top scorers well below their averages.

> Upon re-joining the starting lineup Jan. 12 at Miami, averaged around 29 minutes per game, including a personal-best 34 minutes at NC State and against Wake Forest, and six other games of 30 or more ... Tech improved from last to fifth in the ACC in three-point percentage defense from Jan. 12 to the end of the season.

> Averaged 7.3 points with 28 steals while hitting 46.6 percent of his shots over that 18-game stretch.

Career Highs

Points: 15
Florida State, 12-30-07

Field Goals: 5
Florida State, 12-30-07;
NC State, 1-23-08

Field Goal Attempts: 10
vs. 4 teams, last vs.
Wake Forest, 2-6-08

Field Goal Pct.: 1.000
NC State (2-2), 2-6-07

3-Pt. Field Goals: 1
18 times, last vs.
Virginia, 3-13-08

3-Pt. FG Attempts: 3
five times, last vs.
Clemson, 2-14-08

3-Pt. FG Pct: 1.000
Vanderbilt (1-1), 1-3-06;
North Carolina (1-1), 2-15-06

Free Throws: 8
Charlotte, 11-16-07

Free Throw Attempts: 11
Charlotte, 11-16-07

Free Throw Pct.: 1.000
Jacksonville (4-4), 12-22-05;
Virginia Tech (4-4), 1-31-06

Rebounds: 8
Charlotte, 11-16-07

Assists: 5
Maryland, 1-25-06;
Presbyterian, 1-6-08

Blocked Shots: 3
Connecticut, 2-9-08

Steals: 4
Maryland, 2-2-08

Minutes: 34
NC State, 1-23-08;
Wake Forest, 3-1-08

Career Statistics — All Games

Year	G-GS	MP-Avg	FG-	FGA	Pct	3P-	3PA	Pct	FT-	FTA	Pct.	O-	D	Reb	Avg	PF-dq	A	TO	Bl	St	TP	Avg
2006	28-11	515-18.4	39-	108	.361	7-	22	.318	25-	37	.676	17-	38	55	2.0	71-3	32	39	7	33	110	3.9
2007	28-0	250-8.9	16-	42	.381	2-	12	.167	6-	10	.600	6-	14	20	0.7	32-0	14	15	5	14	40	1.4
2008	32-22	795-24.8	81-	170	.476	9-	31	.290	40-	52	.769	22-	44	66	2.1	88-3	61	59	7	43	211	6.6
TOTAL	**88-33**	**1560-17.7**	**136-**	**320**	**.425**	**18-**	**65**	**.277**	**71-**	**99**	**.717**	**45-**	**96**	**141**	**1.6**	**191-6**	**107**	**113**	**19**	**90**	**361**	**4.1**

Career Statistics — ACC Games

Year	G-GS	MP-Avg	FG-	FGA	Pct	3P-	3PA	Pct	FT-	FTA	Pct.	O-	D	Reb	Avg	PF-dq	A	TO	Bl	St	TP	Avg
2006	16-8	293-18.3	20-	55	.364	4-	13	.308	16-	23	.696	9-	24	33	2.1	42-2	21	25	7	20	60	3.8
2007	14-0	111-7.9	6-	16	.375	0-	4	.000	3-	6	.500	3-	7	10	0.7	15-0	4	4	2	7	15	1.1
2008	16-15	459-28.7	49-	107	.458	5-	20	.250	19-	25	.760	15-	23	38	2.4	47-2	28	31	2	27	122	7.6
TOTAL	**46-23**	**863-18.8**	**75-**	**178**	**.421**	**9-**	**37**	**.243**	**38-**	**54**	**.704**	**27-**	**54**	**81**	**1.8**	**104-4**	**53**	**60**	**11**	**54**	**197**	**4.3**

Career Statistics — NCAA Tournament Games

Year	G-GS	MP-Avg	FG-	FGA	Pct	3P-	3PA	Pct	FT-	FTA	Pct.	O-	D	Reb	Avg	PF-dq	A	TO	Bl	St	TP	Avg
2007	1-0	12-12.0	1-	4	.250	0-	0	.000	1-	2	.500	1-	0	1	1.0	1-0	1	0	1	0	3	3.0

> Averaged 29 minutes in ACC play, second on the team, after playing just 13.5 minutes a game over his first two years in conference games.

> Didn't shoot a lot (5.2 FG attempts per game), but made more use of his excellent midrange shot and hit 47.6 percent from the floor ... Made just 36.7 percent from the floor his first two years combined.

> Had four double-figure games in ACC play, including a career-high 15 points (5-9 FG, 4-7 FT) against Florida State ... Averaged 7.6 points in ACC regular-season games.

> Scored 12 points (8-of-11 FT) with a career-high eight rebounds and made some key plays at both ends of the floor in Tech's win over Charlotte in the Paradise Jam ... Shot 7-of-9 from the floor with seven assists in three games in the Virgin Islands.

> Also served as a point guard for Tech, starting four straight games at that position in November ... Season-high five assists vs. Presbyterian.

2006-07

> Worked as Tech's backup point guard throughout preseason practice, but moved back to his more familiar spot on the wing ... Made significant contributions off the bench defensively in the last nine games beginning Feb. 6 against NC State (13 min. on average), mostly bringing energy and defense, but also averaged 2.7 points per game (10-for-22 FG).

> Had 13 points combined against NC State and UConn after scoring a total of 13 in Tech's first 22 games ... Scored six of Tech's first nine points to get Tech rolling against UConn ... Hit a three in the first overtime of Tech's double-OT loss to Wake Forest in the ACC Tournament.

> Saw his minutes increase after Dec. 18 (following fall exams) because of his defensive effort on the floor ... Worked an average of 10 minutes over the next 10 games until his DNP against Virginia Tech ... Came off the bench to work 11 minutes Feb. 6 against NC State, scoring seven points to match his season high and playing solid defense on Wolfpack point guard Engin Atsur.

> Scored seven points against Winston-Salem State (3-5 FG), but cracked the scoring column in only 10 games all year.

2005-06

> Played double-digit minutes in all but two games, mostly providing solid defensive help, but was an offensive factor at times ... Scored a career-best 13 points Jan. 31 at Virginia Tech (4-10 FG, 4-4 FT, 3 assists, 4 rebounds).

> Started 11 straight games (coinciding with an injury to Mario West) before FSU on Feb. 9, averaging 5.5 points while shooting 43.6 percent and taking 16 steals ... Also had 23 assists over that stretch, including a career-high five against Maryland on Jan. 25.

> Averaged 3.8 points, 2.1 rebounds and shot 36.4 percent from the floor (4-for-13 from three) in ACC games.

> Scored 12 points (4-7 FG, 4-4 FT) against Jacksonville and 10 (4-6 FG, 4 assists, 0 turnovers) against Vanderbilt for his only other double-digit scoring games.

High School

> Overcame injury to average 21.4 points and 14.5 rebounds as a senior at Palisades Charter High School in Pacific Palisades, leading his team into the City Section playoffs ... Earned first-team all-city honors despite being sidelined from September to December of his senior year with a stress fracture in his right foot ... Averaged 25 points, 12 rebounds, four assists and three blocks per game as a junior and was named all-city in Los Angeles by SoCal Hoops.

> Named a high honorable mention All-Americans by Street & Smith's magazine ... Ranked No. 110 in the nation by Athlon Sports ... Lettered four years and served as team captain two years for coach James Paleno.

> Played for the Select Team at the Global Games.

Personal

> Full name is D'Andre DeVon Bell ... Teammates call him "Dre" ... Born June 17, 1987 in San Diego ... Son of D'Andre and Onerra Bell ... Enjoys music and poetry ... Majoring in Management, and chose Tech as much for that as basketball ("He's the kind of kid who ended up taking additional math classes he didn't need to to get into any other schools, but he really wanted to go Tech," said Paleno).

Bell Game-by-Game

2007-08	MP	FG	3FG	FT	O-R	A	TO	Bl	St	Pts
UNC-Greensboro	16	2-4	0-0	0-0	1-1	1	3	0	2	4
at Tennessee State	14	0-0	0-0	0-0	1-3	3	2	0	2	0
Charlotte	20	2-3	0-1	8-11	1-8	1	1	0	2	12
Winthrop*	24	3-3	1-1	0-0	0-2	3	4	0	0	7
Notre Dame*	17	2-3	0-0	0-0	0-0	3	1	0	0	4
at Indiana*	23	2-4	0-0	1-2	0-0	3	3	0	1	5
at Vanderbilt*	18	1-4	0-1	1-2	0-1	1	2	0	0	3
at Georgia State	23	1-1	0-0	2-2	0-1	3	0	0	1	4
Kansas	25	3-4	0-0	1-2	0-1	1	1	0	1	7
Centenary	19	2-6	1-3	4-4	1-3	3	1	1	1	9
Tennessee Tech	23	0-6	0-2	0-0	0-0	0	3	0	1	0
Florida State	30	5-9	1-3	4-7	1-1	0	1	0	1	15
Presbyterian	25	2-2	0-0	4-4	0-1	5	1	0	3	8
at Georgia	11	1-3	0-0	0-0	1-1	0	1	0	0	2
at Miami*	27	1-4	1-1	1-2	0-0	1	4	1	1	4
North Carolina*	31	3-5	1-1	0-0	0-1	2	1	0	2	7
Virginia Tech*	26	1-3	0-1	0-0	0-0	3	2	0	0	2
at NC State*	34	5-10	1-2	2-2	0-2	0	4	0	0	13
at Virginia*	32	2-3	0-0	0-0	1-2	4	3	0	2	4
Maryland*	32	5-10	0-2	1-1	3-5	2	0	0	4	11
at Wake Forest*	32	4-10	0-1	0-0	1-3	0	3	0	2	8
at Connecticut*	31	4-6	1-1	0-0	0-1	1	0	3	1	9
at Clemson*	23	4-8	0-3	0-0	1-3	2	3	0	3	8
Miami*	28	3-5	0-1	0-0	2-3	1	2	1	3	6
at Virginia Tech*	26	1-3	0-1	4-4	1-3	2	1	0	2	6
at Duke*	31	2-9	0-1	0-0	2-5	1	1	0	2	4
Wake Forest*	34	3-9	0-1	2-3	2-5	4	5	0	2	8
Virginia*	23	3-9	1-2	2-2	0-1	1	0	0	0	9
Clemson*	29	5-8	0-0	0-0	1-4	2	1	0	2	10
at Boston College*	21	2-2	0-0	3-4	0-0	3	0	0	1	7
vs. Virginia-A*	23	4-7	1-2	0-0	2-3	2	3	1	1	9
vs. Duke-A*	24	3-7	0-0	0-0	0-2	3	2	0	0	6

2006-07	MP	FG	3FG	FT	O-R	A	TO	Bl	St	Pts
Elon	3	0-0	0-0	0-0	0-0	1	1	0	0	0
Jackson State	6	0-0	0-0	0-0	0-1	2	1	0	0	0
Georgia State	11	1-2	0-0	0-0	0-1	1	0	0	0	2
Purdue	dnp									
Memphis	0+	0-0	0-0	0-0	0-0	0	0	0	0	0
UCLA	1	0-0	0-0	0-0	0-0	0	0	0	0	0
Penn State	7	0-3	0-2	0-0	1-1	1	0	0	2	0
at Miami	dnp									
at Vanderbilt	dnp									
Centenary	18	2-3	0-0	0-0	0-0	1	4	1	2	4
Georgia	10	0-0	0-0	0-0	0-0	1	1	1	0	0
Troy	11	0-3	0-1	0-0	0-3	0	0	0	1	0
St. Francis	15	0-0	0-0	0-0	1-1	0	1	0	0	0
Winston-Salem	18	3-5	1-3	0-0	0-2	2	0	0	0	7
at Clemson	7	0-2	0-1	0-0	0-0	0	1	0	0	0
Duke	5	0-0	0-0	0-1	0-0	0	1	1	0	0
Florida State	4	0-0	0-0	0-0	0-0	0	1	0	1	0
at North Carolina	5	0-0	0-0	0-0	0-0	0	0	0	0	0
at Maryland	8	0-2	0-1	0-1	1-1	0	0	0	0	0
Virginia Tech	dnp									
at Wake Forest	2	0-0	0-0	0-0	0-0	0	0	0	0	0
Clemson	1	0-0	0-0	0-0	0-0	0	0	0	0	0
NC State	11	2-2	0-0	3-4	1-1	0	0	0	2	7
Connecticut	18	2-4	0-1	2-2	0-0	0	1	0	0	6
at Florida State	13	0-1	0-0	0-0	0-0	1	0	0	0	0
at Duke	11	2-3	0-0	0-0	1-4	0	1	0	2	4
Wake Forest	10	0-1	0-0	0-0	0-1	1	0	0	1	0
at Virginia	13	1-1	0-0	0-0	0-2	1	0	0	1	2
N.Carolina	15	0-3	0-2	0-0	0-1	1	0	1	0	0
Boston College	6	1-1	0-0	0-0	0-0	0	0	0	0	2
Wake Forest-A	9	1-2	1-1	0-0	0-0	0	2	0	2	3
UNLV-N	12	1-4	0-0	1-2	1-1	1	0	1	0	3

2005-06	MP	FG	3FG	FT	O-R	A	TO	Bl	St	Pts
UNC-Asheville	10	1-5	0-0	1-2	2-3	0	1	0	1	3
Elon	12	1-2	0-0	0-0	0-1	0	1	0	0	2
Illinois-Chicago	18	0-5	0-2	1-2	1-1	1	0	0	3	1
at Michigan State	13	0-2	0-0	0-0	0-0	1	0	0	0	0
Virginia	12	1-2	0-0	3-4	1-2	1	2	2	0	5
at Georgia	12	1-2	0-0	0-0	0-0	0	2	0	0	2
Tennessee State	12	0-0	0-0	0-0	0-0	0	2	0	1	0
Jacksonville	20	4-7	0-1	4-4	2-2	0	2	0	3	12
at Air Force	22	1-4	0-0	0-0	0-4	0	1	0	0	2
Bethune-Cookman*	28	3-7	0-0	2-2	1-5	3	1	0	2	8
Vanderbilt*	28	4-6	1-1	1-2	1-2	4	0	0	1	10
Boston College*	27	2-5	1-1	1-2	0-1	1	1	0	2	6
at Centenary*	30	2-6	1-3	0-2	1-3	2	2	0	2	5
at NC State*	19	2-4	0-0	0-0	0-1	1	0	1	3	4
at Wake Forest*	19	2-3	0-1	0-0	2-5	1	1	0	2	4
Clemson*	19	3-5	0-2	0-0	0-3	1	3	1	0	6
Maryland*	24	1-4	0-1	0-2	1-2	5	3	0	1	2
at Boston College*	19	1-4	1-2	0-0	1-2	2	1	1	1	3
at Virginia Tech*	27	4-10	1-2	4-4	1-4	3	3	0	1	13
Miami*	17	0-1	0-0	0-0	0-0	0	1	0	1	0
at Florida State	8	0-2	0-0	0-0	1-2	0	2	0	1	0
NC State	7	0-1	0-1	0-0	0-2	1	0	0	1	0
at North Carolina	20	1-4	1-1	4-6	0-1	3	0	0	2	7
at Maryland	23	1-4	0-2	0-0	2-3	1	3	2	1	2
Duke	20	0-1	0-0	0-0	0-1	0	0	0	0	0
Wake Forest	12	2-4	0-0	4-5	0-1	0	3	0	2	8
at Clemson	19	0-1	0-0	0-0	0-3	1	2	0	2	0
vs Maryland (A)	17	2-7	1-2	0-0	0-1	0	2	0	0	5

***game started; A--ACC Tournament; N--NCAA Tournament**



Lewis Clinch

Guard • 6-3 • 196 • Senior (3 letters)
Cordele, Ga. • Crisp County High School

At Tech

> Versatile scoring guard who has the ability to knock down the three, drive the lane and score off the bounce ... Played football and baseball as a youth before concentrating on basketball.

> Highest-rated member of Tech's 2005 incoming freshman class who developed into a strong perimeter scoring threat before missing the last three months of his sophomore season due to a violation of Institute policy.

> Gave up No. 33, which he wore as a freshman, to Thaddeus Young, and switched to No. 0, a number never worn by any previous Tech player.

2007-08

> One of Tech's top two scorers early, along with Anthony Morrow, but dipped down below double figures (9.1 ppg) by the end of the season ... Struggled in ACC games, averaging just 6.1 points in the regular season with two scoreless games.

> Finished regular season with a 10-point game (4-6 FG, 2-3 on threes) at Boston College, breaking a streak of eight single-digit games, but scored a total of 10 points in two ACC Tournament games.

> Had four double-figure scoring games against the ACC.

> Was 5-for-28 from three-point range in his last 11 games (20-of-65 from the floor overall).

> Started Tech's first 14 games of the season before Tech's Jan. 12 game at Miami ... Averaged 5.9 ppg as a reserve.

> Was Tech's top offensive performer following team's return from the Paradise Jam, averaging 16.8 points over the next six games.

> Had 15 double-digit games on the season, 10 in a row between Nov. 11 and Dec. 27 ... Scored a season-high 22 points each against Georgia State and Kansas.

> Averaged 13.3 points at the Paradise Jam, hitting 9-of-15 three-point attempts in three games.



Career Highs

Points: 22
Clemson, 3-4-06;
Miami, 12-3-06;
Georgia State, 12-5-07;
Kansas, 12-18-0-7

Field Goals: 8
Clemson, 3-4-06;
Georgia State, 11-16-06;
Penn State, 11-28-06;
Kansas, 12-18-07

Field Goal Attempts: 16
Kansas, 12-18-07

Field Goal Pct: .889
Georgia State (8-9), 11-16-06

3-Pt. Field Goals: 5
Wake Forest, 2-25-06

3-Pt. FG Attempts: 10
Kansas, 12-18-07

3-Pt. FG Pct: .800
Notre Dame (4-5), 11-19-07

Free Throws: 6
Elon, 11-21-05;
UCLA, 11-22-06;
Georgia State, 12-5-07

Free Throw Attempts: 9
Elon, 11-21-05;
Memphis, 11-21-06

Free Throw Pct.: 1.000
Georgia State (6-6), 12-5-07

Rebounds: 7
Duke, 2-27-08

Assists: 6
Winthrop, 11-18-07

Blocked Shots: 1
four times, last vs.
Clemson, 3-6-08

Steals: 5
Virginia Tech, 1-19-08

Minutes: 37
Kansas, 12-18-07

Career Statistics — All Games

Year	G-GS	MP-Avg	FG-	FGA	Pct	3P-	3PA	Pct	FT-	FTA	Pct.	O-	D	Reb	Avg	PF-dq	A	TO	Bl	St	TP	Avg
2006	23-8	552-24.0	78-	194	.402	31-	76	.408	17-	30	.567	26-	39	65	2.8	57-1	48	49	1	18	204	8.9
2007	14-12	283-20.2	66-	124	.532	30-	63	.476	23-	30	.767	9-	18	27	1.9	21-0	13	17	0	13	185	13.2
2008	32-14	753-23.5	105-	264	.398	44-	132	.333	33-	51	.647	16-	46	62	1.9	69-0	42	64	4	19	287	9.0
TOTAL	**69-34**	**1588-23.0**	**249-**	**582**	**.428**	**105-**	**271**	**.387**	**73-**	**111**	**.658**	**51-**	**103**	**154**	**2.2**	**147-1**	**103**	**130**	**5**	**50**	**676**	**9.8**

Career Statistics — ACC Games

Year	G-GS	MP-Avg	FG-	FGA	Pct	3P-	3PA	Pct	FT-	FTA	Pct.	O-	D	Reb	Avg	PF-dq	A	TO	Bl	St	TP	Avg
2006	16-7	399-24.9	58-	133	.436	28-	55	.509	11-	19	.579	20-	28	48	3.0	37-0	34	39	1	13	155	9.7
2007	1-1	32-32.0	7-	14	.500	4-	8	.500	4-	4	1.000	1-	1	2	2.0	2-0	1	1	0	1	22	22.0
2008	16-1	322-20.1	36-	100	.360	14-	52	.269	11-	25	.440	7-	17	24	1.5	36-0	15	24	3	11	97	6.1
TOTAL	**33-9**	**753-22.8**	**101-**	**247**	**.409**	**46-**	**115**	**.400**	**26-**	**48**	**.542**	**28-**	**46**	**74**	**2.2**	**75-0**	**50**	**64**	**4**	**25**	**274**	**8.3**



> Looked more to find others for open shots (fifth in the team with 42 assists) ... Had a career-best six assists against Winthrop, three each against four other teams.

2006-07

> Tech's top scorer through the first 10 games of the season, reaching double digits in every game and exceeding 50 percent from the floor in all but two ... Scored 20 or more four times (Georgia State, UCLA, Penn State, Miami) ... Suspended from the team for spring semester following a violation of Institute policy, but remained in school.

> Shot the ball extremely well (53.2 percent overall, 47.6 percent on threes), carrying over a strong finish in his freshman year ... Made at least one three in 22 straight games before missing his only attempt against Georgia.

> Made the Maui All-Tournament team, also scoring 14 against Purdue and 17 against No. 11 Memphis ... Averaged 17.3 points in that event, making 45.2 percent of his field goals and 41.2 percent of his threes ... Scored 21 (6-11 FG, 3-7 on threes, 6-7 FT) against No. 5 UCLA in the championship game.

> Shot 76.7 percent on free throws (23-of-30) after going just 17-of-30 as a freshman.

2005-06

> Honorable mention ACC All-Freshman ... Ranked third among ACC freshmen in scoring average at 8.9 points a game overall ... In ACC games, he averaged 9.7 points and shot 50.9 percent (28-of-55) from three-point range ... Made a three-ball in his last 11 regular-season games.

> Started the final eight games of the season, the first starts of his career, and notched double-digit efforts in five of them ... Averaged 11.8 points per game, shot 50 percent from three-point range (15-of-30), 44.7 percent overall, recorded 23 assists and 12 steals in that stretch.

> Established career highs in points in his final two regular season games, first with 20 points against Wake Forest on Feb. 25, then 22 at Clemson on March 4 ... Made 15 of 25 shots from the floor in those two games, 7-for-10 from three-point range.

> Missed five games in late December/early January with a stress fracture in the fibula of his left leg ... Returned to the court about a week ahead of schedule on Jan. 8 against Boston College.

> Reached double digits in 10 games altogether (eight in ACC games) ... Began his career quickly in the first two games of the season, 13 points vs. UNC-Asheville and 14 vs. Elon.

High School

> First-team all-state performer in class AAA at Crisp County High School ... Four-year letterwinner for coach Fred Richard and team captain three years who set a school record with 1,997 points for his prep career ... Also named All-Middle Georgia by the **Macon Telegraph** ... Averaged 21 points a game as a senior at Crisp, leading his team to the state playoffs, after averaging more than 30 in AAU ball during the summer before his senior year ... Went for 54 points against Worth County ... Averaged 26 points, six rebounds, four assists and two steals per game last season as a junior.

> Fourth-team All-American by **Parade** magazine ... A high honorable mention All-America by **Street & Smith's** magazine ... Rated the 27th-best prospect in the United States by TheInsiders.com and No. 36 by Rivals.com ... Played in the Jordan Capital Classic and for the Select Team at the Global Games.

Personal

> Full name is Earnest Lewis Clinch, Jr. ... Born June 29, 1987 ... Son of Dorothy Bryant and Earnest Clinch, Sr. ... His aunt, Betty Bryant, played basketball at Alabama ... His first cousin, Johnnie Bryant of Oakland, Calif., was starting point guard at Utah ... Majoring in Management ... Worked in the Tech Alumni Association office the summer before his freshman year, and has served a term as the basketball team's representative on the Student-Athlete Advisory Board.

Clinch Game-by-Game

2007-08	MP	FG	3FG	FT	O-R	A	TO	Bl	St	Pts
UNC-Greensboro*	28	2-13	1-6	0-0	2-3	2	2	0	1	5
at Tennessee St.*	27	3-6	2-4	2-2	1-3	3	2	1	0	10
Charlotte*	28	6-10	2-4	0-0	0-1	4	2	0	0	14
Winthrop*	34	5-13	3-7	1-2	1-3	6	6	0	1	14
Notre Dame*	25	4-7	4-4	0-0	0-1	1	2	0	0	12
at Indiana*	34	6-15	3-5	3-4	1-4	3	3	0	1	18
at Vanderbilt*	29	5-12	1-5	4-5	0-1	0	0	0	0	15
at Georgia State*	33	7-15	2-6	6-6	0-1	1	3	0	0	22
Kansas*	37	8-16	3-10	3-4	1-2	0	2	0	2	22
Centenary*	22	5-8	3-5	0-0	1-6	1	6	0	0	13
Tennessee Tech*	23	5-12	0-4	1-1	1-3	1	6	0	1	11
Florida State*	26	2-6	2-6	1-3	0-0	3	3	0	1	7
Presbyterian*	21	3-7	1-4	0-0	0-2	0	1	0	1	7
at Georgia*	32	4-10	3-6	0-0	0-2	1	3	0	1	11
at Miami	28	3-10	2-5	5-6	1-3	1	1	0	1	13
North Carolina	22	2-6	1-5	0-0	0-0	1	2	0	0	5
Virginia Tech	23	0-2	0-2	0-1	0-2	1	3	1	5	0
at NC State	20	2-6	1-4	0-0	0-1	0	3	0	0	5
at Virginia	21	5-8	4-6	0-0	1-2	0	0	0	0	14
Maryland	20	4-9	0-3	0-0	0-0	0	2	0	1	8
at Wake Forest	16	4-8	1-2	1-2	0-1	0	1	0	0	10
at Connecticut	16	2-5	0-1	2-2	0-1	2	2	0	0	6
at Clemson	17	1-3	0-2	2-2	0-1	1	1	0	0	4
Miami	15	0-5	0-3	0-0	0-3	1	1	0	0	0
at Virginia Tech	17	1-7	0-3	0-0	0-0	1	0	1	0	2
at Duke	21	2-7	1-2	2-4	3-7	0	1	0	0	7
Wake Forest	20	2-6	0-2	0-2	1-2	2	2	0	0	4
Virginia	16	2-7	0-2	0-0	1-1	1	1	0	1	4
Clemson	17	2-4	0-2	0-2	0-0	1	3	1	1	4
at Boston College	23	4-6	2-3	0-3	0-1	2	0	0	1	10
vs. Virginia-A	23	3-11	2-7	0-0	1-5	2	0	0	0	8
vs. Duke-A	19	1-4	0-1	0-0	0-0	0	0	0	0	2

2006-07	MP	FG	3FG	FT	O-R	A	TO	Bl	St	Pts
Elon*	20	6-11	2-4	0-0	0-2	2	1	0	1	14
Jackson State*	20	7-9	2-4	0-0	0-1	1	3	0	2	16
Georgia State*	18	8-9	3-4	1-3	1-2	1	1	0	4	20
Purdue*	24	4-10	2-6	4-6	2-2	1	3	0	0	14
Memphis*	36	4-10	2-4	7-9	1-5	1	0	0	0	17
UCLA*	28	6-11	3-7	6-7	2-5	3	1	0	3	21
Penn State*	28	8-13	4-8	0-0	0-1	1	1	0	0	20
at Miami*	32	7-14	4-8	4-4	1-2	1	1	0	1	22
at Vanderbilt*	25	5-9	3-4	0-0	1-3	0	2	0	0	13
Centenary*	15	6-11	1-4	1-1	0-1	0	2	0	1	14
Georgia*	8	0-1	0-1	0-0	0-0	0	0	0	0	0
Troy*	14	3-10	3-6	0-0	0-2	1	2	0	0	9
St. Francis	10	2-5	1-2	0-0	1-1	0	0	0	1	5
Winston-Salem	5	0-1	0-1	0-0	0-0	1	0	0	0	0
at Clemson	dnp									
Duke	dnp									
Florida State	dnp									
at North Carolina	dnp									
at Maryland	dnp									
Virginia Tech	dnp									
at Wake Forest	dnp									
Clemson	dnp									
NC State	dnp									
Connecticut	dnp									
at Florida State	dnp									
at Duke	dnp									
Wake Forest	dnp									
at Virginia	dnp									
N.Carolina	dnp									
Boston Coll.	dnp									
Wake Forest-A	dnp									
UNLV-N	dnp									

2005-06	MP	FG	3FG	FT	O-R	A	TO	Bl	St	Pts
UNC-Asheville	23	6-12	1-3	0-0	0-2	3	0	0	2	13
Elon	24	3-8	2-6	6-9	1-3	2	2	0	1	14
Illinois-Chicago	28	2-13	0-5	0-0	1-2	1	2	0	1	4
at Michigan State	15	2-5	0-1	0-0	1-2	1	1	0	0	4
Virginia	16	1-4	0-1	0-0	1-2	0	2	0	0	2
at Georgia	18	4-8	0-0	0-0	1-3	0	0	0	0	8
Tennessee State	inj									
Jacksonville	inj									
at Air Force	inj									
Bethune-Cookman	inj									
Vanderbilt	inj									
Boston College	12	2-2	1-1	0-0	1-2	0	1	0	0	5
at Centenary	19	1-5	0-2	0-0	1-2	2	2	0	1	2
at NC State	26	6-10	2-4	0-1	2-3	1	1	0	0	14
at Wake Forest	34	6-12	2-5	0-0	2-4	4	4	1	1	14
Clemson	21	0-7	0-1	0-0	3-5	3	5	0	1	0
Maryland	13	2-4	2-3	0-2	0-0	2	1	0	0	6
at Boston College	29	6-13	4-6	0-0	1-1	3	5	0	2	16
at Virginia Tech	22	1-7	1-4	0-0	1-3	2	4	0	0	3
Miami	27	2-8	1-4	0-0	1-4	1	0	0	0	5
at Florida State*	32	4-9	2-6	0-0	0-3	3	2	0	0	10
NC State*	31	4-7	1-2	2-2	0-3	3	1	0	0	11
at N.Carolina*	15	2-4	2-3	0-0	1-1	1	2	0	1	6
at Maryland*	30	4-11	2-3	2-2	4-6	1	4	0	3	12
Duke*	31	3-10	1-2	2-2	1-5	4	1	0	2	9
Wake Forest*	31	7-12	5-7	1-3	1-5	4	2	0	3	20
at Clemson*	29	8-13	2-3	4-7	1-1	2	4	0	0	22
vs Maryland (A)*	26	2-10	0-4	0-2	1-3	5	3	0	0	4

***game started; A--ACC Tournament; N--NCAA Tournament**

Gary Cage

Guard • 6-1 • 190 • Senior (2 letters)
Atlanta, Ga. • Southwest Atlanta Christian Academy



At Tech

> Non-scholarship guard who re-joined the team via walk-on tryout and plays the point guard position in practice ... In his second stint with the Yellow Jackets, playing point guard in practice ... A junior in terms of eligibility, a senior academically.

2005-06

> Played in two games as a freshman in 2005-06, also after making the team through an open tryout ... Did not score.

2007-08

> Saw his only action of the season Dec. 22 vs. Centenary, but did not score ... Nursed a knee injury which limited him in practice at times.

High School

> Lettered three years for coach Courtney Brooks at Southwest Atlanta Christian Academy, where he was a teammate of NBA player Dwight Howard and Tech signee Javaris Crittenton ... His team won the GHSA class A state championship in 2004 and made the state finals in 2005.

> Also lettered one year in track in the 800 meters.

> Was salutatorian of his graduating class, a member of the National Honor Society, vice-president of the Senior Beta Club and treasurer of the Future Business Leaders of America.

Personal

> Full name is Gary Barnett Cage, Jr. ... Born July 29, 1987 in Atlanta ... Son of Gary, Sr., and Dona Cage ... Majoring in aerospace engineering.



Cage Game-by-Game

2007-08.....	MP	FG	3FG	FT	O-R	A	TO	Bl	St	Pts
Centenary.....	5	0-1	0-1	0-0	0-0	1	0	0	0	0

2005-06.....	MP	FG	3FG	FT	O-R	A	TO	Bl	St	Pts
Jacksonville.....	1	0-1	0-0	0-0	0-0	0	0	0	0	0
Beth-Cook	1	0-0	0-0	0-0	0-1	0	1	0	0	0

Career Statistics — All Games

Year	G-GS	MP-Avg	FG-	FGA	Pct	3P-	3PA	Pct	FT-	FTA	Pct.	O-	D	Reb	Avg	PF-dq	A	TO	Bl	St	TP	Avg
2006	2-0	2-1.0	0-	1	.000	0-	0	.000	0-	0	.000	0-	1	1	0.5	0-0	0	1	0	0	0	0.0
2007		did not play																				
2008	1-0	5-5.0	0-	1	.000	0-	1	.000	0-	0	.000	0-	0	0	0.0	0-0	1	0	0	0	0	0.0
TOTAL	**3-0**	**7-2.3**	**0-**	**2**	**.000**	**0-**	**1**	**.000**	**0-**	**0**	**.000**	**0-**	**1**	**1**	**0.3**	**0-0**	**1**	**1**	**0**	**0**	**0**	**0.0**

Career Highs

- Points: 0
- Field Goals: 0
- Field Goal Attempts: 1
  Centenary, 12-22-07
- Field Goal Pct: .000
- 3-Pt. Field Goals: 0
- 3-Pt. FG Attempts: 1
  Centenary, 12-22-07
- 3-Pt. FG Pct: .000
- Free Throws: 0
- Free Throw Attempts: 0
- Free Throw Pct.: .000
- Rebounds: 0
- Assists: 1
  Centenary, 12-22-07
- Blocked Shots: 0
- Steals: 0
- Minutes: 5
  Centenary, 12-22-07



Ty Anderson

Guard • 6-4 • 200 • Junior (2 letters)

Watkinsville, Ga. • Oconee County High School

At Tech

> Non-scholarship guard who joined the team in August of 2006 ... Gives Tech an extra backcourt player with success and experience on the high school level and as a coach who conducted summer camps for middle school kids.

2007-08

> Saw his only action of the season Dec. 22 vs. Centenary, scoring one basket and taking two rebounds in three minutes ... Missed six games due to a back injury during the latter part of the holiday break and the New Year.

2006-07

> Played in seven games ... Scored his first baskets of the season against Winston-Salem State off a pair of offensive rebounds ... Missed all three of his three-point attempts.

High School

> Four-year starter at Oconee County High School who earned second-team All-Northeast Georgia honors as a junior and senior .. Part of the winningest senior class ever to play at OCHS ... Team captain for three years ... Averaged 14.1 points, 6.2 rebounds and 2.1 assists, despite battling chronic ankle injuries, in leading his team to a 23-8 record in 2005-06.

> Ranked one of the top 50 seniors in Georgia by Rivals.com ... Made all-star teams at the Five-Star Camp, Elite Hoops Georgia Showcase and Rivals.com Georgia Showcase.

> Also lettered one year as a tight end in football ... Helped OCHS win region 8-AAA titles in both football and basketball in 2005.

Personal

> Full name is Tysor Driesell Anderson ... Born November 12, 1987 in Roanoke, Va. ... Son of David Anderson and Pam Driesell ... Grandson of the legendary college basketball coach Charles "Lefty" Driesell, who retired in 2003 after 41 years as a head coach at Davidson, Maryland, James Madison and Georgia State ... Conducts the Ty Anderson Basketball Academy along with Athens AAU coach Michael Palmer at Athens First United Methodist Church ... Majoring in Management.

Career Highs

Points: 4
Winston-Salem State, 1-3-07

Field Goals: 2
Winston-Salem State, 1-3-07

Field Goal Attempts: 3
Winston-Salem State, 1-3-07

Field Goal Pct: .667
Winston-Salem St. (2-3), 1-3-07

3-Pt. Field Goals: 0

3-Pt. FG Attempts: 1
Saint Francis, 12-30-06; Winston-Salem State, 1-3-07

3-Pt. FG Pct: .000

Free Throws: 0

Free Throw Attempts: 2
Jackson State, 11-13-06

Free Throw Pct.: .000

Rebounds: 2
Winston-Salem State, 1-3-07; Centenary, 12-22-07

Assists: 0

Blocked Shots: 0

Steals: 1
Jackson State, 11-13-06

Minutes: 5
Saint Francis, 12-30-06

Anderson Game-by-Game

2007-08	MP	FG	3FG	FT	O-R	A	TO	Bl	St	Pts
Centenary	3	1-2	0-0	0-0	1-2	0	0	0	0	2

2006-07	MP	FG	3FG	FT	O-R	A	TO	Bl	St	Pts
Elon	2	0-0	0-0	0-0	0-0	0	0	0	0	0
Jackson State	2	0-0	0-0	0-2	0-0	0	0	0	1	0
Georgia State	3	0-0	0-0	0-0	0-0	0	0	0	0	0
Centenary	3	0-0	0-0	0-0	0-0	0	0	0	0	0
Troy	2	0-1	0-1	0-0	0-0	0	0	0	0	0
St. Francis	5	0-2	0-1	0-0	0-0	0	2	0	0	0
Winston-Salem	4	2-3	0-1	0-0	2-2	0	0	0	0	4

Career Statistics — All Games

Year	G-GS	MP-Avg	FG-	FGA	Pct	3P-	3PA	Pct	FT-	FTA	Pct.	O-	D	Reb	Avg	PF-dq	A	TO	Bl	St	TP	Avg
2007	7-0	21-3.0	2-	6	.333	0-	3	.000	0-	2	.000	2-	0	2	0.3	1-0	0	2	0	1	4	0.6
2008	1-0	3-3.0	1-	2	.500	0-	0	.000	0-	0	.000	1-	1	2	2.0	0-0	0	0	0	0	2	2.0
TOTAL	**8-0**	**24-3.0**	**3-**	**8**	**.375**	**0-**	**3**	**.000**	**0-**	**2**	**.000**	**3-**	**1**	**4**	**0.5**	**1-0**	**0**	**2**	**0**	**1**	**6**	**0.8**

Bassirou Dieng

Forward • 6-9 • 220 • Senior-R (Graduate student)
Dakar, Senegal • Transferred from St. Francis (Pa.)

At Tech

> Has one year of eligibility at Tech after transferring from St. Francis (Pa.), where he played two seasons and graduated last spring ... Received a waiver from the NCAA under its rule allowing graduate students to complete their eligibility at another school in a program (International Affairs in this case) not offered at their previous school ... Played one year at Norfolk State (2004-05) and transferred to St. Francis, where he sat out the 2005-06 season in accordance with NCAA transfer rules.

> Athletic big man who can block shots and also shoot the ball from the outside (15-for-35 on threes in his career, 42.9 percent) ... Averaged 6.5 points and 4.0 rebounds while shooting 44.6 percent from the floor in his collegiate career (8.5 ppg, 5.2 rpg, 46.2 pct. in two years at St. Francis).

2007-08 (St. Francis)

> Took over as St. Francis' starting center ... Averaged 10.7 points (second on the team), a team-leading 6.6 rebounds and 1.0 blocks per game while playing 30.6 minutes over 29 games as the Red Flash went 6-23 ... Logged 17 games in double-figure points, topped by a 20-point, nine-rebound effort in a 63-50 win at St. Francis (N.Y.) ... Had three double-doubles, including 10 points and 13 rebounds against Youngstown State, 12 and 12 against Bucknell, 11 and 13 at Wagner ... Went 4-for-9 from three-point range, shot 46.7 percent overall.



2006-07 (St. Francis)

> Averaged 6.2 ppg and 3.9 rpg, and led team with 28 blocks ... Made 10-of-21 shots from three-point range ... His 1.00 bpg ranked fifth in NEC ... Posted career-high 15 points to go with nine rebounds, career-high four assists at Wagner (1/27/07) ... Registered only double-double with 13 points and a career high 11 rebounds at Mount St. Mary's (2/8/07) ... Scored 14 points three times against Bucknell, Fairleigh-Dickinson and Quinnipiac, and had two other double-figure efforts ... Played 19 minutes and scored four points in a loss at Georgia Tech.

2004-05 (Norfolk State)

> Played in 25 of Norfolk State's 27 games during his freshman season ... Averaged 2.0 ppg and 1.2 rpg ... Scored career-high nine points in a victory over Savannah State.

High School

> Played small forward and power forward for head coach Louis Wilson Jr., at Riverdale Baptist High School in Upper Marlboro, Md., where he graduated in 2004 ... Averaged 16 ppg, 8 rpg and 2 bpg ... Was his high school MVP, and earned Washington Post Honorable Mention All-Metropolitan distinction ... Led Riverdale Baptist to 23-6 record and captured 2004 Christian School National Championship ... Also attended and played basketball at Laurinburg (N.C.) Institute for two years before that.

Personal

> Full name is Bassirou Dieng (pronounced BASS-uh-roo dee-ENG) ... Goes by "Bass" ... Born June 16, 1985 in Dakar ... Son of Alassane and Diouma Dieng ... His mother is a well-known clothing designer in Senegal ... Devoted Muslim who has read the Koran, the Torah and the Bible ... Enjoys going to movies, working on cars and bikes ... Received his undergraduate degree in Political Science and International Studies from St. Francis in the spring of 2008, and made the University's honor roll twice ... Enrolled in the International Affairs graduate program at Tech.

Career Highs

Points: 20
St. Francis, N.Y., 2-14-08

Field Goals: 8
St. Francis, N.Y., 2-14-08

Field Goal Attempts: 14
St. Francis, N.Y., 2-14-08

Field Goal Pct: .800
Lock Haven (4-5), 12-15-07

3-Pt. Field Goals: 1
vs. several teams

3-Pt. FG Attempts: 1
vs. several teams

3-Pt. FG Pct: 1.000
vs. four teams (1-1)

Free Throws: 9
Sacred Heart, 2-16-08

Free Throw Attempts: 11
Fairleigh-Dickinson, 3-1-08

Free Throw Pct.: .900
Sacred Heart (9-10), 2-16-08

Rebounds: 12
Bucknell, 12-1-07

Assists: 2
Morgan State, 11-14-07

Blocked Shots: 3
Morgan State, 11-14-07
Wagner, 2-21-08

Steals: 3
Wagner, 1-12-08

Minutes: 46
Wagner, 2-21-08
(regulation: 39 vs. St. Francis, N.Y., 1-24-08)

Career Statistics — All Games

Year	G	MP-Avg	FG-	FGA	Pct	3P-	3PA	Pct	FT-	FTA	Pct.	O-	D	Reb	Avg	PF	A	TO	Bl	St	TP	Avg
2005	25	207-8.3	10-	35	.286	1-	5	.200	30-	55	.545	13-	16	29	1.2	21	5	21	5	4	51	2.0
2007	28	623-22.3	61-	134	.455	10-	21	.476	43-	69	.623	35-	74	109	3.9	60	15	41	28	11	175	6.3
2008	29	887-30.6	105-	225	.467	4-	9	.444	97-	144	.674	49-	141	190	6.6	86	12	60	29	13	311	10.7
TOTAL	**82**	**1717-20.9**	**176-**	**394**	**.447**	**15-**	**35**	**.429**	**170-**	**268**	**.634**	**97-**	**231**	**328**	**4.0**	**167**	**32**	**122**	**62**	**28**	**537**	**6.5**

Zachery Peacock

Forward • 6-8 • 240 • Junior (2 letters)
Miami, Fla. • Norland High School

At Tech

> Big, strong frontcourt player who boxes out well on the boards, plays tough defense and can shoot the basketball.

> Did not start a game last year, but averaged more minutes per game and nearly doubled his scoring average ... More than doubled his scoring in ACC games.

2007-08

> Tech's third-leading scorer and fourth-leading rebounder in all games ... Averaged 9.9 points and 4.2 rebounds in ACC regular-season games.

> Key player in Tech's last five games, reaching double figures in all five while averaging 16.0 ppg and 4.4 rpg while hitting 58 percent of his shots from the floor ... Averaged 13.5 ppg and went 11-for-18 from the floor in two ACC Tournament games.

> Reached double figures in scoring in five straight games before Tech's Feb. 17 game against Miami, averaging 13.4 points and 5.2 rebounds over that stretch ... Recorded his first career double-double Jan. 16 against North Carolina (14 points, 11 rebounds).

> Good free throw shooter (80.6 pct.) who went 23-for-27 in the last six games and made 11 in a row at one point ... Subbed to shoot FT for injured Jeremis Smith twice Mar. 1 against Wake Forest ... Capable of shooting the three, though he didn't attempt it often (12-of-40 overall, 5-of-20 in ACC games).

> Had 15 double-figure scoring games for the season.

> Missed Tech's first five games due to a stress reaction in his right foot, and missed Tech's trip to the Paradise Jam ... Began to round into form against Vanderbilt and Georgia State (17 points in each game) ... Went 12-for-18 from the floor, 8-of-9 from the free throw stripe, combined in the two games.

> Traveled to Holland and Belgium in August of 2007 with the East coast Basketball All-Stars for a seven-game trip against European club teams, coached by Guy Rancourt of Stony Brook ... Averaged 9.6 points and 5.1 rebounds, helping the All-Stars to a 3-4 record ... Scored in double figures four times, team went 2-2 in those games ... Started slowly, six points in first two games, then averaged 12.2 points over the last five.

2006-07

> Surprise inclusion into Tech's opening night starting lineup ... Started the first nine games of the season and provided solid defense in the post.

> Had four double-figure scoring games, but just one after Thanksgiving ... Scored 11 points, including a pair of threes, in a career-high 30 minutes of playing time Feb. 6 vs. NC State.

> Averaged 4.7 points and 3.0 rebounds against the conference, with 10 assists and just seven turnovers in 15 games ... Had 11 three-point FG, six in ACC games.

> Missed the Winston-Salem State game after breaking his right cheekbone in the Dec. 30 Saint Francis (Pa.) game, then the Jan. 10 Duke game on ACC suspension after committing a flagrant foul at Clemson ... Cheekbone injury occurred late in the Saint Francis game, but he did not need surgery, and wore a protective face mask until Tech's Feb. 27 practice in preparation for UNC ... Responded with one of his best ACC games against the Tar Heels, 8 points, 6 rebounds, 4-of-6 FG.

> Went 6-of-8 from the foul line against Jackson State, contributing to his career high of 14 points.

> Averaged 9.0 points and 4.0 rebounds while hitting 12-of-19 from the floor in Maui ... Posted double-digit efforts against Purdue (13 points on 6-of-9 FG) and UCLA (12 points on 5-of-6 FG).

Career Highs

Points: 23
Virginia, 3-3-08

Field Goals: 9
Virginia, 3-3-08

Field Goal Attempts: 13
North Carolina, 1-16-08

Field Goal Pct: 1.000
Centenary (2-2), 12-18-06

3-Pt. Field Goals: 2
NC State, 2-6-07

3-Pt. FG Attempts: 6
Connecticut, 2-9-08

3-Pt. FG Pct: 1.000
Purdue (1-1), 11-20-06

Free Throws: 8
Tennessee Tech, 12-27-07

Free Throw Attempts: 8
Jackson State, 11-13-06;
Tennessee Tech, 12-27-07

Free Throw Pct.: 1.000
Tenn. Tech (8-8), 12-27-07

Rebounds: 11
North Carolina, 1-16-08

Assists: 4
Clemson, 2-3-07;
Virginia, 3-3-08

Blocked Shots: 2
Centenary, 12-18-06;
North Carolina, 1-16-08;
Virginia, 1-27-08

Steals: 5
Clemson, 3-6-08

Minutes: 30
NC State, 2-6-07

Career Statistics — All Games

Year	G-GS	MP-Avg	FG-	FGA	Pct	3P-	3PA	Pct	FT-	FTA	Pct.	O-	D	Reb	Avg	PF-dq	A	TO	Bl	St	TP	Avg
2007	30-9	573-19.1	63-	131	.481	11-	38	.289	27-	48	.563	36-	52	88	2.9	86-2	20	30	8	18	164	5.5
2008	27-0	558-20.7	99-	197	.503	12-	40	.300	58-	72	.806	33-	73	106	3.9	73-2	27	37	12	24	268	9.9
TOTAL	**57-9**	**1131-19.8**	**162-**	**328**	**.494**	**23-**	**78**	**.295**	**85-**	**120**	**.708**	**69-**	**125**	**194**	**3.4**	**159-4**	**47**	**67**	**20**	**42**	**432**	**7.6**

Career Statistics — ACC Games

Year	G-GS	MP-Avg	FG-	FGA	Pct	3P-	3PA	Pct	FT-	FTA	Pct.	O-	D	Reb	Avg	PF-dq	A	TO	Bl	St	TP	Avg
2007	15-1	271-18.1	27-	63	.429	6-	22	.273	11-	16	.688	17-	28	45	3.0	40-1	10	7	5	5	71	4.7
2008	16-0	337-21.1	59-	119	.496	5-	20	.250	35-	43	.814	22-	45	67	4.2	41-2	19	18	12	15	158	9.9
TOTAL	**31-1**	**608-19.6**	**86-**	**182**	**.473**	**11-**	**42**	**.262**	**46-**	**59**	**.780**	**39-**	**73**	**112**	**3.6**	**81-3**	**29**	**25**	**17**	**20**	**229**	**7.4**

Career Statistics — NCAA Tournament Games

Year	G-GS	MP-Avg	FG-	FGA	Pct	3P-	3PA	Pct	FT-	FTA	Pct.	O-	D	Reb	Avg	PF-dq	A	TO	Bl	St	TP	Avg
2007	1-0	19-19.0	3-	7	.429	0-	1	.000	0-	3	.000	3-	1	4	4.0	2-0	2	1	0	0	6	6.0

High School

> Lettered four years for coach Lawton Williams at Norland High School in Miami, scoring more than 1,700 points in his career ... Ranked as high as No. 134 among high school seniors (Rivals.com).

> All-state in class 6A and state tournament MVP as a senior in 2006, leading Norland to a 28-6 record and the 6A state title ... Earned 6A Finals MVP honors and was named Dade County Athlete of the Year ... Averaged 21.2 points, 9.6 rebounds and 2.1 blocks per game, while shooting 67 percent from the floor ... Also named county player of the year, and finished as the runner-up for state 6A player of the year honors.

> Second-team all-state choice as a junior by the Florida High School Athletic Association and an all-county pick by the **Miami Herald** ... Averaged 17.9 points, 11.2 rebounds and 2.8 blocked shots a game ... Led his team to the regional finals and a 24-5 record ... Also played in the 2005 National Youth Championships and averaged 19.5 points and 12.4 rebounds.

Personal

> Full name is Zachery Xavier Peacock II ... Born October 13, 1987 in Miami, Fla. ... Son of Brenda Wimberly and Zachery Xavier Peacock I ... Majoring in Management.

Peacock Game-by-Game

2007-08	MP	FG	3FG	FT	O-R	A	TO	Bl	St	Pts
UNC-Greensboro	inj									
at Tennessee State	inj									
Charlotte	inj									
Winthrop	inj									
Notre Dame	inj									
at Indiana	8	1-3	0-2	0-0	0-1	0	0	0	0	2
at Vanderbilt	19	6-9	1-1	4-4	1-2	0	2	0	0	17
at Georgia State	27	6-9	1-1	4-5	1-4	2	3	0	1	17
Kansas	27	2-9	1-3	0-0	0-3	0	3	0	0	5
Centenary	17	1-4	0-1	0-0	1-7	1	0	0	2	2
Tennessee Tech	13	1-4	0-1	8-8	2-6	0	0	0	3	10
Florida State	23	3-6	1-2	0-0	1-4	2	1	1	0	7
Presbyterian	24	5-6	0-1	2-4	1-4	2	3	0	1	12
at Georgia	18	3-6	1-2	1-3	1-3	1	1	0	1	8
at Miami	18	2-6	0-2	0-0	1-1	1	1	0	1	4
North Carolina	21	7-13	0-2	0-0	4-11	2	1	2	0	14
Virginia Tech	19	0-4	0-0	0-0	1-4	2	2	1	1	0
at NC State	13	1-2	0-0	2-2	0-1	0	2	0	0	4
at Virginia	23	5-10	0-0	2-2	2-8	0	1	2	0	12
Maryland	20	6-12	1-3	5-5	3-5	2	1	0	2	18
at Wake Forest	29	6-10	1-1	2-5	2-4	2	1	1	4	15
at Connecticut	22	4-10	2-6	0-0	2-3	0	2	0	1	10
at Clemson	27	4-9	0-2	4-5	4-6	0	1	0	0	12
Miami	25	3-4	0-0	0-1	0-4	2	0	0	0	6
at Virginia Tech	9	1-2	0-1	0-0	0-0	0	1	0	0	2
at Duke	20	1-2	0-1	1-1	0-1	0	3	2	0	3
Wake Forest	14	2-7	0-0	4-6	0-2	0	0	0	0	8
Virginia	26	9-12	1-2	4-4	3-7	4	1	1	0	23
Clemson	26	3-8	0-2	6-6	1-8	1	1	1	5	12
at Boston College	24	6-12	1-2	5-6	0-1	1	1	1	2	18
vs. Virginia-A	20	5-7	0-0	4-5	1-2	2	4	0	0	14
vs. Duke-A	26	6-11	1-2	0-0	1-4	0	1	0	0	13

2006-07	MP	FG	3FG	FT	O-R	A	TO	Bl	St	Pts
Elon*	19	4-5	0-0	1-4	3-4	1	2	0	1	9
Jackson State*	20	4-6	0-1	6-8	1-3	1	1	1	1	14
Georgia State*	17	2-4	0-1	0-1	0-1	1	2	0	1	4
Purdue*	26	6-9	1-1	0-0	2-5	0	3	0	0	13
Memphis*	17	1-4	0-1	0-0	0-4	0	0	0	1	2
UCLA*	19	5-6	1-2	1-2	2-3	2	1	0	0	12
Penn State*	29	1-3	1-2	1-2	0-1	2	0	0	2	4
at Miami*	18	2-6	1-2	1-2	1-4	1	0	0	0	6
at Vanderbilt*	28	3-7	1-2	2-5	3-4	0	3	0	0	9
Centenary	22	2-2	0-0	1-2	2-3	0	0	2	1	5
Georgia	10	0-0	0-0	0-0	0-2	0	2	0	3	0
Troy	21	3-4	1-2	0-1	1-2	0	5	0	0	7
St. Francis	20	2-6	0-2	2-2	2-5	0	1	0	2	6
Winston-Salem	inj									
at Clemson	15	1-1	0-0	0-0	1-3	0	0	0	0	2
Duke	dnp									
Florida State	21	1-3	1-3	2-3	2-3	2	2	0	0	5
at N.Carolina	14	2-5	0-0	0-0	0-2	2	1	0	1	4
at Maryland	27	4-6	0-2	1-1	1-5	0	1	1	0	9
Virginia Tech	23	1-6	0-2	1-2	2-4	0	0	1	0	3
at Wake Forest	16	3-5	0-1	0-0	1-1	0	0	0	1	6
Clemson	20	0-5	0-1	3-4	3-7	4	0	0	0	3
NC State	30	3-6	2-4	3-4	1-4	1	0	1	0	11
Connecticut	14	0-1	0-0	2-2	0-2	0	1	0	1	2
at Florida State	18	2-4	1-3	0-0	0-0	0	2	0	0	5
at Duke	17	1-3	0-1	0-0	2-4	0	0	1	1	2
Wake Forest	10	1-3	0-1	0-0	0-0	0	0	0	1	2
at Virginia	7	0-1	0-0	0-0	0-0	0	0	0	0	0
N.Carolina	17	4-6	0-0	0-0	3-6	0	0	1	0	8
Boston Coll.	18	2-3	1-2	0-0	0-2	0	1	0	1	5
Wake Forest-A	21	0-4	0-1	0-0	0-0	1	1	0	0	0
UNLV-N	19	3-7	0-1	0-3	3-4	2	1	0	0	6

***game started; A--ACC Tournament; N--NCAA Tournament**



Gani Lawal

Forward • 6-9 • 233 • Sophomore (1 letter)
Norcross, Ga. • Norcross High School



At Tech

> High-energy player with great athletic ability, runs the floor very well ... Skilled in all areas of the game, scoring, rebounding, passing.

> Had some big games, but also some lean streaks, as a freshman.

2007-08

> Averaged 10.8 points and 4.8 rebounds in a six-game stretch before UConn (1-for-6 FG) on Feb. 9, including a 15-point, six-rebound effort at Virginia (Jan. 27), his high for an ACC game ... Also had a solid 13-point effort (6-7 FG) at NC State in which he blocked five shots, scored 13 points (6-9 FG) with six boards against North Carolina.

> Scored 10 points (5-of-6 FG) with four rebounds at Duke, snapping a streak of six games in single digits, and scored 13 vs. Clemson in Tech's final home game ... Averaged 5.0 points and was 5-for-11 from the floor in two ACC Tournament games.

> Led Tech in field goal percentage (57.0) for the season, and hit 56.0 percent in ACC regular-season games.

> More than half (31 of 58) of his rebounds in ACC games came on the offensive glass, nearly half (58 of 132) in all games.

> Scored most of his points near the basket and developed some excellent post moves ... Shot more free throws than anyone on the team except Jeremis Smith, but converted only 49.5 percent.

> Had nine double-figure scoring games, including 12 in his debut against UNC Greensboro and 13 vs. Tennessee Tech.

> Led team with 32 blocked shots.

High School

> Named Mr. Basketball in the state of Georgia both by the **Atlanta Journal-Constitution** and the Atlanta Tip-Off Club following his senior year ... Also named to the McDonald's All-America team and was a second-team **Parade** magazine All-American ... Two-time all-state choice in Georgia for head coach Eddie Martin at Norcross High School after transferring from Riverdale High School.

> Averaged 18.4 points (shot 73 percent from the floor), 8.1 rebounds and 2.7 blocked shots a game to

Career Highs

Points: 17
Indiana, 11-27-07

Field Goals: 8
Indiana, 11-27-07

Field Goal Attempts: 12
Indiana, 11-27-07

Field Goal Pct: 1.000
Maryland (3-3), 2-2-08

3-Pt Field Goals: 0

3-Pt Field Goal Att.: 0

3-Point FG Pct.: .000

Free Throws: 5
Virginia, 1-27-08;
Clemson, 3-6-08

Free Throw Attempts: 12
Virginia, 1-27-08

Free Throw Pct.: .750
Charlotte (3-4), 11-16-07

Rebounds: 9
Presbyterian, 1-6-08

Assists: 2
Virginia, 1-27-08

Blocked Shots: 5
NC State, 1-23-08

Steals: 2
3 times, last vs.
Virginia Tech, 1-19-08

Minutes: 27
Wake Forest, 3-1-08

Career Statistics — All Games

Year	G-GS	MP-Avg	FG-	FGA	Pct	3P-	3PA	Pct	FT-	FTA	Pct.	O-	D	Reb	Avg	PF-dq	A	TO	Bl	St	TP	Avg
2008	32-25	554-17.3	90-	158	.570	0-	1	.000	49-	99	.495	52-	61	113	3.5	84-2	9	54	32	12	229	7.2

Career Statistics — ACC Games

Year	G-GS	MP-Avg	FG-	FGA	Pct	3P-	3PA	Pct	FT-	FTA	Pct.	O-	D	Reb	Avg	PF-dq	A	TO	Bl	St	TP	Avg
2008	16-16	306-19.1	47-	84	.560	0-	0	.000	31-	58	.534	31-	27	58	3.6	41-2	6	32	22	6	125	7.8

lead Norcross to the AAAAA state championship in 2007 ... Scored 31 points with 13 rebounds and six blocked shots in the title game to lead Norcross to a 58-57 win over Centennial ... As a junior in 2005-06, averaged 17.1 points (64 pct. FG), 10.2 rebounds, 4.7 blocked shots, helping Norcross to a 29-4 record and the AAAAA state crown.

> Ranked as high as No. 27 among senior prep players by Rivals.com, No. 35 by Scout.com ... No. 7 among power forwards.

> Scored 12 points (5-12 FG, 2-5 FT) with a game-high 12 rebounds in the 2007 McDonald's All-American Game, and was given the Naismith Award for Sportsmanship at halftime ... Also played in the 2007 Chicago Roundball Classic ... Finalist for USA Basketball's Under-18 National team in 2006.

> Second-team all-state selection at Riverdale in 2005, averaged 18.1 points, 14.2 rebounds and 4.7 blocks in 25 games ... Third-team all-state as a freshman in 2004, averaging 10.1 points, 9.1 rebounds and 5.1 blocks as Riverdale went 20-10 and made the state round of 16.

> Carried a 3.8 grade-point average at Norcross while taking Advanced Placement and honors courses, and made his school's academic honor roll four years ... Also a member of the Beta Club and the Student Council.

Personal

> Full name is Gani Oladimeji Lawal, Jr. ... Born November 7, 1988 in College Park, Ga. ... Son of Michelle and Gani Lawal, Sr., a real estate and mortgage broker ... Has two sisters, Khalilah and Chasitie and one brother, Khalil.



Lawal Game-by-Game

2007-08.....	MP	FG	3FG	FT	O-R	A	TO	Bl	St	Pts
UNC-Greensboro	21	5-8	0-0	2-3	1-6	0	3	0	1	12
at Tennessee State	13	1-4	0-0	2-4	2-4	0	1	0	0	4
Charlotte	12	1-2	0-0	3-4	1-3	1	2	1	0	5
Winthrop	19	2-4	0-0	0-0	1-3	1	0	0	0	4
Notre Dame	17	0-0	0-0	1-2	0-1	1	1	0	0	1
at Indiana	16	8-12	0-0	1-3	1-3	0	0	3	1	17
at Vanderbilt	15	2-3	0-0	0-1	2-2	0	4	0	0	4
at Georgia State*	14	4-5	0-0	0-0	1-2	0	1	0	0	8
Kansas*	14	2-2	0-0	1-1	0-2	0	2	0	0	5
Centenary*	16	2-3	0-0	2-3	2-4	0	3	3	0	6
Tennessee Tech*	15	5-6	0-0	3-6	2-8	0	0	2	2	13
Florida State*	20	2-3	0-0	2-2	0-1	1	2	2	0	6
Presbyterian*	19	5-7	0-0	3-9	5-9	0	0	0	1	13
at Georgia*	9	0-1	0-1	0-4	1-3	0	1	0	0	0
at Miami*	12	0-3	0-0	0-0	1-5	1	4	0	2	0
North Carolina*	16	6-9	0-0	1-2	6-6	0	0	0	0	13
Virginia Tech*	20	3-8	0-0	2-4	3-4	0	1	1	2	8
at NC State*	21	6-7	0-0	1-3	4-5	0	1	5	0	13
at Virginia*	22	5-7	0-0	5-12	3-6	2	1	2	0	15
Maryland*	16	3-3	0-0	3-6	2-4	0	5	2	0	9
at Wake Forest*	24	3-6	0-0	1-2	3-4	0	2	1	1	7
at Connecticut*	18	1-6	0-0	0-1	0-1	0	1	0	0	2
at Clemson*	13	3-6	0-0	0-2	4-4	0	1	0	0	6
Miami*	16	0-3	0-0	2-2	0-2	0	1	1	0	2
at Virginia Tech*	21	1-5	0-0	2-4	1-3	1	3	0	0	4
at Duke*	24	5-6	0-0	0-0	2-4	0	1	2	0	10
Wake Forest*	27	2-4	0-0	4-6	0-5	1	3	2	0	8
Virginia*	17	1-1	0-0	3-4	1-3	0	3	2	0	5
Clemson*	23	4-7	0-0	5-9	0-0	0	1	2	1	13
at Boston College*	14	3-6	0-0	0-0	1-2	1	3	0	0	6
vs. Virginia-A*	12	1-4	0-0	0-0	0-0	0	1	0	1	2
vs. Duke-A*	18	4-7	0-0	0-0	2-4	0	2	1	0	8

***game started; A--ACC Tournament; N--NCAA Tournament**



Maurice "Moe" Miller

Guard • 6-2 • 185 • Sophomore (1 letter)
Memphis, Tenn. • Raleigh-Egypt High School



At Tech

> Point guard with good understanding of how to run a team and an improving outside shot ... Unselfish player who can score, but puts a priority on creating opportunities for others.

> Developed into a solid floor leader and scorer for the Jackets over the final half of his freshman season.

2007-08

> Averaged 13.4 points and 3.8 assists over Tech's last eight games (did not start against Clemson because of Senior Night) ... Averaged a team-high 15.0 points and 4.5 assists in two ACC Tournament games.

> Poured in a career-best 29 points at Virginia Tech (7-13 FG, 13-14 FT) with five assists and just two turnovers in 31 minutes.

> Visited the free throw line frequently in his higher scoring games ... Was 50-of-57 from the line in his 10 double-digit games, 23-of-34 in the rest.

> His overall assist average of 3.3 per game was second-best among ACC freshmen, and finished just out of the ACC top 10 overall.

> Averaged 10.0 points with three double-figure efforts during the holiday break ... Scored then-career-high 15 points Jan. 9 at Georgia.

> Did not play in any of Tech's games in the Paradise Jam after injuring his back (bone bruise on lower back) the day before the Jackets' first game there.

> Hit 80.2 percent of his free throws, third-best on the team.

High School

> Class AAA (largest classification) Mr. Basketball and Gatorade State Player of the Year for the state of Tennessee from Raleigh-Egypt High School ... All-state performer as a junior and senior for head coach Jimmy Adams, and helped Raleigh-Egypt to a 128-15 record and four state tournament appearances in four seasons.

> Averaged 19 points, three rebounds, four assists and 2.5 steals per game while shooting 62 percent from the field as a senior ... As a junior, averaged 15.4 points, 8.3 assists and 5.4 rebounds.

> Ranked as high as No. 65 among among senior

Career Highs

Points: 29
Virginia Tech, 2-23-08

Field Goals: 7
Virginia Tech, 2-23-08

Field Goal Attempts: 13
Virginia Tech, 2-23-08

Field Goal Pct.: .667
Centenary (4-6), 12-22-07

3-Pt Field Goals: 4
Virginia, 3-13-08

3-Pt Field Goal Att.: 6
Virginia Tech, 2-23-08

3-Point FG Pct.: .800
Virginia (4-5), 3-13-08

Free Throws: 13
Virginia Tech, 2-23-08

Free Throw Attempts: 14
Virginia Tech, 2-23-08

Free Throw Pct.: 1.000
Presbyterian (4-4), 1-6-08

Rebounds: 6
Wake Forest, 3-1-08

Assists: 9
Maryland, 2-2-08

Blocked Shots: 1
Virginia Tech, 2-23-08; Virginia, 3-13-08

Steals: 5
Centenary, 12-22-07

Minutes: 37
Wake Forest, 3-1-08

Career Statistics — All Games

Year	G-GS	MP-Avg	FG-	FGA	Pct	3P-	3PA	Pct	FT-	FTA	Pct.	O-	D	Reb	Avg	PF-dq	A	TO	Bl	St	TP	Avg
2008	29-19	597-20.6	68-	155	.439	27-	68	.397	73-	91	.802	14-	53	67	2.3	58-1	96	59	2	36	236	8.1

Career Statistics — ACC Games

Year	G-GS	MP-Avg	FG-	FGA	Pct	3P-	3PA	Pct	FT-	FTA	Pct.	O-	D	Reb	Avg	PF-dq	A	TO	Bl	St	TP	Avg
2008	16-14	342-21.4	38-	89	.427	13-	35	.371	42-	53	.792	7-	34	41	2.6	30-0	54	39	1	14	131	8.2

prep players by Hoop Scoop, No. 78 by PrepStars.com, No. 90 by Rivals.com and Scout.com ... Four-star prospect rated No. 15 among point guards.

> Played in the 2007 Nike Hoop Summit in Memphis and the Charm City Classic in Baltimore.

> Carried a 4.6 grade-point average, graduated in the top 10 of his class and was a member of the National Honor Society.

Personal

> Full name is Maurice Anthony Miller, and answers to the nickname "Moe" ... Born March 8, 1988 in Toledo, Ohio ... Has also lived in Cleveland ... Son of Maurice and Monica Miller ... Has two older sisters, Marceia and Moenicia ... Enjoys playing dominoes and cards ... Interested in coaching as a career ... Academic interest is Management.

Miller Game-by-Game

2007-08	MP	FG	3FG	FT	O-R	A	TO	Bl	St	Pts
UNC-Greensboro*	23	2-4	2-3	4-5	0-3	2	2	0	2	10
at Tennessee St.*	29	2-6	0-4	4-4	0-3	5	3	0	2	8
Charlotte	inj									
Winthrop	inj									
Notre Dame	inj									
at Indiana	9	0-1	0-0	0-0	0-1	1	1	0	1	0
at Vanderbilt	11	2-3	0-1	0-0	1-2	2	4	0	1	4
at Georgia State	9	0-3	0-2	0-0	0-1	2	2	0	0	0
Kansas	12	0-1	0-0	0-0	0-1	4	2	0	1	0
Centenary	19	4-6	3-4	2-3	1-2	3	0	0	5	13
Tennessee Tech	18	3-5	0-1	0-0	0-0	6	0	0	2	6
Florida State	6	1-2	1-2	0-0	0-0	2	2	0	0	3
Presbyterian	24	3-7	3-5	4-4	0-0	1	0	0	2	13
at Georgia	27	3-9	0-3	9-12	1-3	3	1	0	2	15
at Miami*	18	0-5	0-2	0-0	1-5	2	2	0	1	0
North Carolina*	25	3-7	1-1	0-0	0-1	5	2	0	1	7
Virginia Tech*	18	1-1	0-0	3-5	0-1	4	3	0	2	5
at NC State*	18	1-2	0-1	0-0	0-2	2	2	0	0	2
at Virginia*	18	5-8	1-3	0-0	1-5	4	1	0	0	11
Maryland*	18	3-7	0-2	0-1	1-4	9	1	0	1	6
at Wake Forest*	25	3-5	1-1	4-4	0-4	1	2	0	1	11
at Connecticut*	20	2-3	0-1	2-3	0-2	4	2	0	2	6
at Clemson*	20	1-4	0-0	2-2	0-2	4	3	0	0	4
Miami*	15	1-4	0-2	3-6	0-1	0	4	0	2	5
at Virginia Tech*	31	7-13	2-6	13-14	1-4	5	2	1	1	29
at Duke*	19	3-6	1-1	1-2	0-0	0	6	0	0	8
Wake Forest*	37	4-9	2-4	8-8	1-6	6	4	0	2	18
Virginia*	34	2-8	1-5	2-4	2-3	6	2	0	1	7
Clemson	16	1-3	1-2	3-3	0-2	2	1	0	0	6
at Boston College*	24	2-5	2-3	3-4	0-1	2	2	0	2	9
vs. Virginia-A*	23	5-6	4-5	0-0	0-3	4	2	1	1	14
vs. Duke-A*	31	4-12	2-4	6-7	4-5	5	1	0	1	16

***game started; A--ACC Tournament; N--NCAA Tournament**

Brad Sheehan

Center • 7-0 • 233 • Sophomore-R (1 letter)
Latham, N.Y. • Shaker High School

At Tech

> Post player with great size who can become an excellent rebounder ... Red-shirted in 2006-07 to focus on adding weight and strength ... Skilled player who can shoot the basketball out to 15 feet ... Can run and jump very well, but must get stronger ... Rarely out of position on the floor at either end ... Excellent combination of grades (3.8 high school GPA) and basketball ability.

2007-08

> Played in 11 games overall, reaching double digits in minutes five times, including a season-high 21 minutes at Vanderbilt (three rebounds, two assists, did not score) ... Came off the bench for 15 quality minutes at Tennessee State (5 points, 2 assists, 1 blocked shot).

> Did not play in Tech's first 11 ACC games, but was forced into action in three of the last seven because of foul trouble and injuries among Tech's frontcourt players.

> Season-high four rebounds in 11 minutes vs. Centenary.

> Played limited minutes in the Paradise Jam (15 total), scoring just one basket and taking one rebound in three games.

> Scored 16 points (8-of-12 FG) with six rebounds in Tech's exhibition game with Carson-Newman.

High School

> Lettered and started three years on the varsity for coach Jeff Holmes at Shaker High School, which also produced former North Carolina All-American Sam Perkins ... Scored 1,014 points in three seasons ... Ranked No. 171 among high school seniors by PrepStars.com.

> Led Shaker to the Suburban Council league championship with a 16-5 record and earned all-league honors, both for the

Career Highs

Points: 5
Tennessee State, 11-11-07

Field Goals: 2
Tennessee State, 11-11-07

Field Goal Attempts: 3
Tennessee State, 11-11-07

Field Goal Pct: .667
Tennessee St. (2-3), 11-11-07

3-Pt Field Goals: 0

3-Pt Field Goal Att.: 0

3-Point FG Pct.: 0

Free Throws: 2
Georgia State, 12-5-07

Free Throw Attempts: 2
Tennessee State, 11-11-07;
Georgia State, 12-5-07

Free Throw Pct.: 1.000
Georgia State, 12-5-07

Rebounds: 4
Centenary, 12-22-07

Assists: 2
Tennessee State, 11-11-07;
Vanderbilt, 12-1-07

Blocked Shots: 1
Tennessee State, 11-11-07;
Vanderbilt, 12-1-07

Steals: 1
Charlotte, 11-16-07;
Vanderbilt, 12-1-07

Minutes: 21
Vanderbilt, 12-1-07

Career Statistics — All Games

Year	G-GS	MP-Avg	FG-	FGA	Pct	3P-	3PA	Pct	FT-	FTA	Pct.	O-	D	Reb	Avg	PF-dq	A	TO	Bl	St	TP	Avg
2008	12-0	93-7.8	4-	10	.400	0-	0	.000	3-	4	.750	4-	10	14	1.2	16-0	5	8	3	3	11	0.9

Career Statistics — ACC Games

Year	G-GS	MP-Avg	FG-	FGA	Pct	3P-	3PA	Pct	FT-	FTA	Pct.	O-	D	Reb	Avg	PF-dq	A	TO	Bl	St	TP	Avg
2008	3-0	8-2.7	0-	1	.000	0-	0	.000	0-	0	.000	0-	0	0	0.0	1-0	0	0	0	1	0	0.0



Sheehan Game-by-Game

2007-08..... MP	FG	3FG	FT	O-R	A	TO	Bl	St	Pts
UNC-Greensboro.....dnp									
at Tennessee St. 15	2-3	0-0	1-2	0-0	2	1	1	0	5
Charlotte.....9	0-0	0-0	0-0	1-2	0	2	0	1	0
Winthrop.....3	0-0	0-0	0-0	0-0	0	0	0	0	0
Notre Dame.....3	1-2	0-0	0-0	0-1	0	1	0	0	2
at Indiana .....dnp									
at Vanderbilt 21	0-1	0-0	0-0	0-3	2	1	1	1	0
at Georgia State.....10	0-0	0-0	2-2	1-1	0	1	1	0	2
Kansas.....dnp									
Centenary.....11	1-2	1-2	0-0	2-4	1	1	0	0	2
Tennessee Tech 12	0-1	0-0	0-0	0-1	0	1	0	0	0
Florida State .....dnp									
Presbyterian .....dnp									
at Georgia.....dnp									
at Miami.....dnp									
North Carolina.....dnp									
Virginia Tech.....dnp									
at NC State.....dnp									
at Virginia .....dnp									
Maryland.....dnp									
at Wake Forest.....dnp									
at Connecticut .....dnp									
at Clemson.....3	0-1	0-0	0-0	0-0	0	0	0	0	0
Miami.....dnp									
at Virginia Tech.....5	0-0	0-0	0-0	0-0	0	0	0	1	0
at Duke .....dnp									
Wake Forest.....0+	0-0	0-0	0-0	0-0	0	0	0	0	0
Virginia .....dnp									
Clemson.....dnp									
at Boston College.....dnp									
vs. Virginia-A.....1	0-0	0-0	0-0	0-1	0	0	0	0	0
vs. Duke-A.....dnp									

***game started; A–ACC Tournament; N–NCAA Tournament**

second straight year ... Named Suburban Council Player of the Year, and was named all-area by the **Albany Times Union**, the **Troy Record** and the **Schenectady Gazette** ... Averaged 21.5 points, 11.5 rebounds and six blocks per game, while shooting 63 percent from the floor.

> Earned all-league (Suburban Council) and all-area honors by the same three media outlets as a junior ... Averaged 15.5 points, 10 rebounds and five blocked shots per game as a junior at Shaker High School ... Led Shaker to a 14-8 record and the championship of the Suburban Council league.

Personal

> Full name is Bradley Robert Sheehan ... Born February 3, 1988 in Albany, N.Y. ... Son of Tom and Kelly Sheehan ... Majoring in Management.

Lance Storrs

Guard • 6-5 • 220 • Sophomore (1 letter)
Decatur, Ga. • Columbia High School

At Tech

> Big, strong perimeter player who can shoot the basketball well from long range ... Played a lot early in his freshman year, then earned minutes late in the ACC schedule as an additional perimeter defender ... Impressed in preseason practice and scrimmages with his long-range shooting, and is a promising player for the future.

2007-08

> Played only one minute in Tech's first five ACC games, but played in 12 of the last 13 games primarily as an additional perimeter defender (7.0 mpg) ... Played in 24 games altogether, double-digit minutes in eight..

> Helped in Tech's defensive effort that limited Virginia's Sean Singletary to 11 points (5-19 FG) in 41 minutes on Jan. 27, and knocked down a three-point basket at the end of the first half ... Did not scored after that (0-for-6 FG).

> Played a season-high 15 minutes Dec. 22 vs. Centenary, reaching season highs of eight points and three assists ... Scored seven points (5-5 FT) in 13 minutes at Vanderbilt.

> Did not play at Indiana due to a back injury ... Caught an elbow in practice on Dec. 10 that broke his nose, and played and practiced with a facemask until the Centenary game.

High School

> Two-time all-state performer who helped Columbia High School to a AAAA state championship in 2006 (31-1 record) and a runner-up finish in 2007 (31-2 record) ... Named to the Metro Atlanta All-Star team in 2007 by the Atlanta Tip-Off Club ... Four-year letterwinner and two-year team captain for coach Phil McCrary.

> Averaged 15.4 points, 7.6 rebounds, six assists and two steals per game as a senior ... Shot 45 percent from the field, 38 percent from three-point range and 80 percent from the foul line ... Finished his career with more than 1,300 points in four years as a starter ... Team captain

Career Highs

Points: 8
Centenary, 12-22-07

Field Goals: 3
Centenary, 12-22-07

Field Goal Attempts: 8
Centenary, 12-22-07

Field Goal Pct.: .500
UNC Greensboro (1-2), 11-9-07

3-Pt Field Goals: 1
UNC Greensboro, 11-9-07;
Centenary, 12-22-07

3-Pt Field Goal Att.: 5
Centenary, 12-22-07

3-Point FG Pct.: .500
UNC Greensboro (1-2), 11-9-07

Free Throws: 5
Vanderbilt, 12-1-07

Free Throw Attempts: 5
Vanderbilt, 12-1-07

Free Throw Pct.: 1.000
Vanderbilt (5-5), 12-1-07

Rebounds: 3
Tennessee State, 11-11-07

Assists: 3
Centenary, 12-22-07;
Presbyterian, 1-6-08

Blocked Shots: 0

Steals: 1
Tennessee Tech, 12-27-07

Minutes: 15
Centenary, 12-22-07

Career Statistics — All Games

Year	G-GS	MP-Avg	FG-	FGA	Pct	3P-	3PA	Pct	FT-	FTA	Pct.	O-	D	Reb	Avg	PF-dq	A	TO	Bl	St	TP	Avg
2008	25-0	174-7.0	8-	32	.250	4-	24	.167	6-	9	.667	2-	17	19	0.8	25-1	13	10	0	1	26	1.0

Career Statistics — ACC Games

Year	G-GS	MP-Avg	FG-	FGA	Pct	3P-	3PA	Pct	FT-	FTA	Pct.	O-	D	Reb	Avg	PF-dq	A	TO	Bl	St	TP	Avg
2008	11-0	76-6.9	1-	8	.125	1-	7	.143	0-	2	.000	0-	8	8	0.7	12-1	5	4	0	0	3	0.3



as a junior and senior ... Averaged 14 points a game as a junior.

> Three-star prep prospect ranked No. 39 among shooting guards by Scout.com, and as high as No. 92 overall by ESPN.com.

> Honor student who graduated in the top 10 percent of his class with a 3.6 GPA.

Personal

> Full name is Lance Christian Storrs ... Born July 28, 1989 in Dallas, Texas ... Son of Vivian Storrs and Harold Thompson ... Began playing basketball at age 12 ... Enjoys reading, movies and video games ... Majoring in Management.

Storrs Game-by-Game

2007-08..... MP	FG	3FG	FT	O-R	A	TO	Bl	St	Pts
UNC-Greensboro.....5	1-2	1-2	0-0	0-0	0	0	0	0	3
at Tennessee State.....7	0-1	0-1	0-0	0-2	0	0	0	0	0
Charlotte.....2	0-0	0-0	0-0	0-0	0	0	0	0	0
Winthrop.....3	0-1	0-1	0-0	0-0	0	0	0	0	0
Notre Dame.....14	1-3	1-2	0-0	1-2	0	4	0	0	3
at Indiana .....dnp									
at Vanderbilt 13	1-3	0-2	5-5	0-0	0	0	0	0	7
at Georgia State.....3	0-1	0-1	0-0	0-1	0	0	0	0	0
Kansas.....4	0-0	0-0	0-0	0-1	0	0	0	0	0
Centenary.....15	3-8	1-5	1-2	1-2	3	1	0	0	8
Tennessee Tech 11	1-2	0-1	0-0	0-2	1	1	0	1	2
Florida State .....dnp									
Presbyterian 12	0-1	0-0	0-0	0-1	3	0	0	0	0
at Georgia.....5	0-2	0-2	0-0	0-0	1	0	0	0	0
at Miami.....dnp									
North Carolina.....dnp									
Virginia Tech.....1	0-0	0-0	0-0	0-0	0	0	0	0	0
at NC State.....dnp									
at Virginia 12	1-2	1-2	0-0	0-1	0	0	0	0	3
Maryland.....7	0-1	0-0	0-0	0-1	1	1	0	0	0
at Wake Forest.....3	0-0	0-0	0-0	0-0	0	0	0	0	0
at Connecticut 2	0-0	0-0	0-0	0-0	0	0	0	0	0
at Clemson.....9	0-1	0-1	0-0	0-1	0	0	0	0	0
Miami.....5	0-0	0-0	0-0	0-1	0	1	0	0	0
at Virginia Tech.....12	0-1	0-1	0-0	0-1	1	0	0	0	0
at Duke .....dnp									
Wake Forest.....4	0-0	0-0	0-0	0-1	0	1	0	0	0
Virginia 12	0-2	0-2	0-2	0-2	1	1	0	0	0
Clemson.....2	0-0	0-0	0-0	0-0	0	0	0	0	0
at Boston College.....9	0-1	0-1	0-0	0-0	2	0	0	0	0
vs. Virginia-A 2	0-0	0-0	0-0	0-0	0	0	0	0	0
vs. Duke-A.....dnp									

***game started; A--ACC Tournament; N--NCAA Tournament**

Iman Shumpert

Guard • 6-5 • 200 • Freshman

Oak Park, Ill. • Oak Park-River Forest High School



At Tech

> Versatile guard who has the skills to play both the point and the wing ... Known as a gym rat with a high basketball IQ.

> A physical guard, he used his strong jumping ability to come up with some impressive rebounds (5) during the McDonald's All-American game, in which he played 12:40 and did not score.

High School

> Named to play in the McDonald's All-American game, the 16th Tech player to do so, and was a third-team **Parade** magazine All-American ... Two-time, first-team all-state performer in Illinos.

> First-team all-state player at Oak Park and River Forest High School who also was one of the nation's top 30 seniors ... Rated No. 15 among the nation's senior players by Scout.com and No. 26 by Rivals.com ... Helped OPRF to three conference titles and was named conference MVP as a junior and senior.

> Averaged 15.3 points, 6.7 rebounds and 3.1 assists as a senior ... Also played in the Jordan Capital Classic (7 points, 5 assists, 3 steals, 19 minutes) and won the event's slam dunk contest with a perfect score.

> Averaged 15 points his junior season before missing the latter part of the season recovering from a broken elbow.

> Al Allen, Shumpert's high school coach, said in a **Chicago Sun-Times** report, "I never saw a kid improve so much between his sophomore and junior years. Iman has an uncanny ability to shoot the three-point shot. But he'd rather win games and pass the ball and not shoot so much. I have to push him to shoot more."

> Grew from 5-7 as a freshman to 6-2 as a sophomore, and made a similar leap from being an unheralded guard to a top national prospect in the last year.

Personal

> Full name is Iman (pronounced ee-MON) Asante Shumpert ... Born June 26, 1990 ... Son of Odis and L'Tanya Shumpert ... Mother is an adjunct professor of art and design at Columbia College in Chicago, father is an insurance broker ... Likes creative writing and broadcast journalism.

Derek Craig

Guard • 6-4 • 180 • Freshman

Spring, Texas • Klein Collins High School

At Tech

> Tall, slender guard who joined the team as a walk-on at the beginning of the 2008-09 academic year ... Helps shore up backcourt depth for the Jackets in practice.

High School

> Played four years, lettering in three, at Klein Collins High School ... Helped the Tigers to a pair of district championships in 2006 and 2008.

> Earned all-district honors in 2007 and 2008, and also was named academic all-state in 2008 ... Played in the Texas Association of Basketball Coaches All-Star Game.

> Averaged 9.2 points, 3.8 rebounds and 1.3 assists per game and shot 46 percent from the floor as a senior as Klein Collins went 31-5 under head coach Tim Schumacher ... The Tigers went 24-10 his junior year.

> Member of the National Honor Society.

Personal

> Full name is Derek Dean Craig ... Born August 29, 1989 in Houston ... Son of Dean and Tammy Craig ... Father is an energy trader, mother is a teacher ... Enjoys soccer and reading ... Interested in civil engineering as his course of study at Tech and his future profession.



Nick Foreman

Guard • 6-3 • 197 • Freshman

Bellaire, Texas • Bellaire High School



At Tech

> Big, physical guard who joined the team as a walk-on at the beginning of the 2008-09 academic year ... Helps shore up backcourt depth for the Jackets in practice.

High School

> Played his final two years of high school at Bellaire High School for head coach Bruce Glover, serving as team captain his senior year ... Helped the Cardinals to a pair of district championships in 2007 (22-9 record) and 2008 (25-6 record).

> Averaged 10.8 points, 7.4 rebounds, 2.4 assists and two blocked shots per game as a senior.

> Played one year at James Madison High School, where he earned all-district honors in 2006 and helpd lead the team to a district title.

> Once scored 46 points in a game.

Personal

> Full name is Nicholas McMillan Foreman ... Born January 6, 1990 in Houston ... Son of Willie and Marcella Foreman ... Father is self-employed emergency medical technician who played for the Fresno Stars in the Western Basketball Association and the Harlem Globetrotters between 1978-83 ... He also was an assistant basketball coach at Texas A&M from 1983-87 ... Also has lived in Miami, Fla., Brussels, Belgium, and Fairfax, Va. ... Enjoys traveling ... Interested in biomedical engineering as his course of study at Tech and looks to become a doctor as a career.


Coaches
and
Staff
Aaron's
Georgia Tech Basketball 2008-09

BCA National Coach of the Year, 2004

ACC Coach of the Year, 2001

MAAC Coach of the Year, 2000

NCAA Tournament, 1999, 2001, 2004, 2005, 2007

NCAA Final Four, 2004

NIT, 2000, 2003

Hewitt File

Full Name:
Paul Harrington Hewitt

Born:
May 4, 1963 in Kingston, Jamaica

Education:
B.A. in Journalism and Economics (1985), St. John Fisher College (Rochester, N.Y.)

Playing Career:
Four-year letterwinner at St. John Fisher (1982-85)

Coaching Career:
Assistant coach -- C.W. Post (1988-89), Southern California (1989-90), Fordham (1990-92), Villanova (1992-97); Head coach -- Siena (1997-2000), Georgia Tech (2000-present); Assistant coach for USA Baskeball Under-18 Team (2006)

Family:
Wife, Dawnette, and daughters Olivia, Danielle and Kayla

Joined Tech Staff:
April 6, 2000

Head Coach Paul Hewitt

Record at Tech: 142-112 (.559), 8 seasons

Overall Record: 208-139 (.599), 11 seasons

Named Georgia Tech's 12th head basketball coach on April 6, 2000, Paul Hewitt was given the task of restoring its basketball program to the level it achieved in the 1980's and early 90's with 10 NCAA Tournament appearances and three Atlantic Coast Conference championships. After five post-season bids, a chance at an NCAA Championship and an average of 18 wins in eight seasons, prevailing time and time again against the nation's top teams in the nation's top conference, Hewitt has done just that.

The results are indisputable. In eight seasons under Hewitt, Tech has been to the NCAA Tournament four times, advanced to the NIT quarterfinals, played for an ACC championship and won the Preseason NIT. He has restored a national profile to Tech basketball with traditional values, instilling in his program the importance of strong defense, teamwork and sharing the basketball, individual skill development and mental preparation.

"In the NBA, it used to be, growing up, the Knicks (his favorite team) vs. the Bullets, the Bucks vs. the Celtics," he said. "Now, it's Shaq vs. Yao Ming. That's not basketball, that's tennis. The guys who saved the NBA, Bird and Magic, they did it with the pass, they didn't do it with the shot. Everybody thinks the game is about the shot now. The guys who kept the league alive and really put college basketball in there, they did it with the pass."

Testimony from his players demonstrates that those values work, even in today's game.

"Coach has always preached about being ready to play," said Marvin Lewis, a senior starter on the Yellow Jackets' 2004 national runner-up team. "It doesn't really matter whether you're starting or coming off the bench. You'll get a chance to contribute. One of the great things about this team is that everyone understands and accepts their role."

Recognized as one of the rising stars of the coaching profession early on, Hewitt has a record of 142-112 at Tech, and his overall record as a head coach is 208-139, with seven post-season appearances in 11 years. Given a new six-year contract in the spring of 2004, Hewitt expanded his experience in the summer of 2006 by serving as an assistant coach for USA Basketball's Under-18 team at the FIBA Americas Under-18 Championship. He also is ranked No. 26 in Hoop Scoop's list of the nation's top 50 college coaches.

Born in Jamaica and reared on New York's Long Island, Hewitt and his coaching staff have consistently built the overall level of talent to be on par with the best teams in the nation. His four NCAA teams at Georgia Tech had a common thread, experienced upperclassmen who played key roles, whether as starters or reserves, and talented young players.

He has received his highest accolades for guiding the Yellow Jackets to the NCAA in his very first season in 2001, and for taking them within one win of a national championship three years later in 2004. That season, Hewitt went to work with a team that had lost its two best rebounders, including Chris Bosh, who left Tech after one season to play in the NBA. Despite preseason predictions that had Tech finishing no better than seventh in the ACC, the Yellow Jackets started 12-0 and finished 28-10, tying a school record for victories in a season.

Along the way, Tech won the Preseason NIT, and in the process defeated a team ranked No. 1 in the country (Connecticut) for the first time in 11 years. Tech achieved its highest ACC regular season finish in eight years (a tie for third

at 9-7). The Yellow Jackets, who posted a 9-6 record against Top 25 teams, defeated Duke at Cameron Indoor Stadium to end a 41-game homecourt winning streak for the Blue Devils, and won at Wake Forest to snap a 24-game streak at home for the Demon Deacons.

Tech's success led to Hewitt receiving the Fritz Pollard Coach of the Year award by the Black College Coaches Association. He also was listed at No. 71 among the nation's 101 top minorities in sports by **Sports Illustrated**. Only 15 figures in college athletics, and only four men's basketball coaches, made that list.

Though Tech dealt with a number of injuries to key players the following season, Hewitt again guided the Yellow Jackets to a strong finish, tying for fourth place in the regular season and advancing to the championship game of the ACC Tournament, a first for the Jackets under Hewitt. Tech earned its third NCAA bid under Hewitt, and fourth post-season bid overall, and won its first-round game before being eliminated by Louisville. He guided Jackets back to the Big Dance in 2007 despite losing the team's top scorer in December.

In his very first season on the Flats, Hewitt demonstrated his abilities. Disproving the prevailing pre-season opinions that had Tech finishing no better than eighth in the ACC and gave the Jackets little chance for a winning record, Hewitt guided a veteran squad with five seniors to an 8-8 record and a fifth-place finish in the nation's toughest conference. Tech's 17-13 record marked its first winning season since 1998, and the Jackets won their first ACC Tournament game and earned their first trip to the Big Dance since 1996.

Hewitt was recognized as the ACC Coach of the Year, only the second time in league history that a first-year coach had won the award. He was also named District 5 Coach of the Year by the National Association of Basketball Coaches (NABC) and was a finalist for the Naismith College Coach of the Year Award.

Emphasis on Player Development, Fundamentals

Tech's on-court accomplishments have been possible because Hewitt demands a high level of physical conditioning and intensity, and his players deliver. He teaches a style of basketball that is fast-paced, but is grounded in sound fundamentals.

His commitment to individual player development and instruction have paid dividends not only for the Yellow Jackets as a team, but for all the Tech players as individuals. His philosophy of up-tempo offense combined with a pressure defensive attack in both the full-court and half-court, has helped bring back the excitement to Tech basketball.

"We put a strong emphasis on teaching guys how to play the game," said Hewitt. "When you play a high-scoring,

"WHAT WE NEED TO ALWAYS DO IS THINK OF THE STUDENT-ATHLETE, FIRST, LAST AND ALWAYS. WE SHOULD MAKE IT POSSIBLE FOR YOUNG PEOPLE TO GET A QUALITY EDUCATION AND ENJOY THE UNBELIEVABLE EXPERIENCE OF PLAYING COLLEGE BASKETBALL."

Hewitt As A Head Coach

Year	School	Record	Conf.	Post-Season
2007-08	Georgia Tech	15-17	7-9	none
2006-07	Georgia Tech	20-12	8-8	NCAA Midwest Regional
2005-06	Georgia Tech	11-17	4-12	none
2004-05	Georgia Tech	20-12	8-8	NCAA West Regional (second round)
2003-04	Georgia Tech	28-10	9-7	NCAA National runner-up
2002-03	Georgia Tech	16-15	7-9	NIT quarterfinals
2001-02	Georgia Tech	15-16	7-9	none
2000-01	Georgia Tech	17-13	8-8	NCAA West Regional
Tech Totals		**142-112**	**58-70**	**Overall winning percentage (.559)**
1999-00	Siena	24-9	15-3	MAAC regular-season champs, NIT 2nd round
1998-99	Siena	25-6	13-5	MAAC tournament champions, NCAA
1997-98	Siena	17-12	10-8	MAAC tournament runner-up
Siena Totals		**66-27**	**38-16**	**Overall winning percentage (.710)**
Career Totals		**208-139**	**96-86**	**Overall winning percentage (.599)**

Hewitt As An Assistant Coach

1996-97	Villanova	24-10	NCAA 2nd round
1995-96	Villanova	26-7	NCAA 2nd round
1994-95	Villanova	25-8	Big East tournament champions, NCAA
1993-94	Villanova	20-12	NIT champions
1992-93	Villanova	8-19	
1991-92	Fordham	20-10	Patriot League regular-season champions, NCAA
1990-91	Fordham	25-8	Patriot League regular-season champions, NIT
1989-90	Southern Cal	10-22	Graduate Assistant
1988-89	C.W. Post	19-11	ECAC New York state division champions

Paul Hewitt (continued)

fast-paced style, situations come up that your players need to know how to react to. You can't stop and call every play and diagram every cut. If you play the style that we play, you've got to teach people how to play the game.

"The system we play is important, but I believe what is most important to achieving success is emphasis on individual player instruction and physical development."

Five of his players have earned first- or second-team All-ACC honors, including Jarrett Jack (second team in 2005), B.J. Elder (second team in 2004), Bosh (second team in 2003), Tony Akins (second team in 2002) and Alvin Jones (first team in 2001).

The recruiting efforts of Hewitt and his staff also have resulted in strong contributions from Tech's players early in their careers as well. Two Tech players have been named ACC Rookie of the Year, including Chris Bosh in 2003 and Ed Nelson in 2002, the ninth and 10th Tech players so honored. Six players have all been named to the league's all-freshman team under Hewitt.

Several Tech players under Hewitt have gone on to play basketball professionally, including first-round draft picks Chris Bosh, an NBA lottery choice in 2003 who has become a star for the Toronto Raptors; Jack, a first-round pick in 2005 now a starting point guard for the Portland Trail Blazers; Thaddeus Young (Philadelphia) and Javaris Crittenton (Memphis), first-round choices in 2007; and Alvin Jones, a second-round choice in 2001 who spent time with the Philadelphia 76ers. Will Bynum and Luke Schenscher, seniors in 2005, have both spent time in NBA rosters, while others like Akins, B.J. Elder, Shaun Fein, Anthony McHenry, Isma'il Muhammad and Theodis Tarver have played pro basketball abroad.

"Right from the day I got the job, we were able to take advantage of what Bobby Cremins did here to make this program a national name," said Hewitt. "I can go back to my first press conference where I talked about why I like this place and the reasons why I came here, and all those reasons have held up. When I go out recruiting, talking to parents or to a young man, I can say 'great school, great city, great conference.'"

Hewitt's abilities as a coach and leader have also been borne out in the qualities and expertise of his staff. Two of his assistant coaches became head coaches -- Dean Keener at James Madison and Cliff Warren at Jacksonville -- while two others became Division I assistants (Jon Babul at James Madison, Darryl LaBarrie at East Carolina).

Hewitt's Wins vs. Top 25 Teams at Tech

Date	Opponent (AP/coaches rank)	Score
Jan. 9, 2001	at Virginia (10/9)	W, 73-68
Jan. 13, 2001	Wake Forest (6/6)	W, 95-89 (ot)
Feb. 6, 2001	Maryland (13/13)	W, 72-62
Feb. 11, 2001	Virginia (6/9)	W, 62-56
Mar. 9, 2001	Virginia (12/12)	W, 74-69
Dec. 16, 2001	vs. Syracuse (13/12)	W, 96-80
Feb. 23, 2002	at Virginia (22/15)	W, 82-80
Feb. 27, 2002	Wake Forest (24/22)	W, 90-77
Nov. 27, 2002	Georgia (17/18)	W, 83-77
Feb. 9, 2003	Maryland (8/8)	W, 90-84
Nov. 26, 2003	vs. Connecticut (1/1)	W, 77-61
Nov. 28, 2003	vs. Texas Tech (25/v)	W, 85-65
Jan. 20, 2004	at Wake Forest (10/7)	W, 73-66
Feb. 10, 2004	North Carolina (14/17)	W, 88-77
Mar. 3, 2004	at Duke (3/3)	W, 76-68
Mar. 12, 2003	vs. North Carolina (16/19)	W, 83-82
Mar. 21, 2004	vs. Boston College (25/v)	W, 57-54
Mar. 28, 2004	vs. Kansas (16/14)	W, 79-71
Apr. 3, 2004	vs. Oklahoma State (4/3)	W, 67-65
Jan. 27, 2005	Wake Forest (5/5)	W, 102-101 (ot)
Mar. 12, 2005	vs. North Carolina (2/2)	W, 78-75
Jan. 8, 2006	Boston College (11/11)	W, 60-58
Feb. 12, 2006	NC State (16/15)	W, 71-68
Nov. 21, 2006	vs. Memphis (12/11)	W, 92-85
Jan. 10, 2007	Duke (11/11)	W, 74-63
Feb. 23, 2007	Clemson (25/21)	W, 80-62
Mar. 1, 2007	North Carolina (8/8)	W, 84-77
Mar. 6, 2008	Clemson (24/v)	W, 80-75

Highest Winning Pct. - Tech History

Coach (5 yrs. or more)	Years	W-L	Pct.
Bobby Cremins	1982-00	354-237	.599
Roy Mundorff	1927-43	172-134	.562
Paul Hewitt	2001-08	142-112	.559
John "Whack" Hyder	1952-73	292-271	.519

Most Wins - Tech History

Coach	Years	W-L	Pct.
Bobby Cremins	1982-00	354-237	.599
John "Whack" Hyder	1952-73	292-271	.519
Roy Mundorff	1927-43	172-134	.562
Paul Hewitt	2001-08	142-112	.559
Dwane Morrison	1974-81	91-122	.427

Most Wins Per Season - Tech History

Coach	Years	W-L	Avg.
Bobby Cremins	1982-00	354-237	18.6
Paul Hewitt	2001-08	142-112	17.8
John "Whack" Hyder	1952-73	292-271	13.3
Roy Mundorff	1927-43	172-134	10.1
Dwane Morrison	1974-81	91-122	10.1

Hewitt-Coached Players in the NBA

Malik Allen (Chicago Bulls)
Chris Bosh (Toronto Raptors)
Will Bynum (Detroit Pistons)
Javaris Crittenton (Memphis Grizzlies)
Jarrett Jack (Indiana Pacers)
Anthony Morrow (Golden State Warriors)
Luke Schenscher (Portland Trail Blazers)
Tim Thomas (Los Angeles Clippers)
Mario West (Atlanta)
Thaddeus Young (Philadelphia)

Community and National Involvement

Off the court, Hewitt has involved himself in the Atlanta community. He conducts an annual golf outing and auction to benefit the Leukemia and Lymphoma Society and the Boys and Girls Clubs of Atlanta. He also serves on the board of directors for Hearts Everywhere Reaching Out for Children (H.E.R.O.), which organizes activities and benefits HIV-infected children, and Camp Twin Lakes, which works with children with serious illnesses and special needs.

This spring, Hewitt became part of a coalition of representatives of all levels of basketball -- NCAA, NBA, AAU, WNBA, USA Basketball, among others -- that began an initiative to improve the quality of youth basketball in America. He is the only NCAA Division I coach on the panel. In May of 2007, he was named to the 27-member panel of the NCAA's Acadamic Enhancement Group, which is charged with developing strategies to improve academic performance and graduation rates in Division I men's basketball.

Hewitt is on the board of directors for Hearts Everywhere Reaching Out for Children (H.E.R.O.) and Camp Twin Lakes.

In the summer of 2006, Hewitt served as an assistant coach for the USA Under-18 national team which won a gold medal at the FIBA Americas U18 Championship.

In 2004, he conducted the Paul Hewitt Teamwork Summit, bringing together prominent figures in sports and Atlanta business circles to teach and promote leadership techniques. He serves on the board of directors for the Black Coaches Association, and frequently participates in public forums on issues facing college basketball and the student-athletes that participate in the sport.

Tech's players are solid citizens and students off the court as well because Hewitt demands it. No fewer than eight players on the Final Four team made the Dean's List at one time or another in their careers. Of the 22 seniors Hewitt has coached, all but four have graduated or are on track to do so soon after their professional basketball careers come to a close. All four seniors on the Final Four team received their degrees by the end of the 2004 calendar year, and three of five seniors on the 2004-05 squad have received theirs (two are still playing professionally overseas).

Siena Success Raised Profile

Tech's success under Hewitt should come as no surprise. Prior to his arrival in Atlanta, he posted a 66-27 mark as the head coach at Siena. At the Loudonville, N.Y., school, Hewitt revived a program that had been dormant since the mid-90's and molded it into one of the best in the Metro Atlantic Athletic Conference and among the best in the Northeast.

In three seasons at Siena, Hewitt developed one of the nation's highest scoring teams. Siena ranked third nationally in scoring each of his last two seasons there, and in three seasons the team averaged 85.6 points per game while shooting 38.1 percent from three-point range and 77.8 percent from the foul line.

Following a three-year stretch in which Siena won just 22 games, Hewitt guided a young Saints team to a 17-12 overall record in his first season, including a 10-8 mark in the MAAC and the school's first-ever berth in the MAAC Tournament title game. In his second year, Siena went 25-6 and earned the school's first-ever MAAC Tournament Championship and its the first appearance in the NCAA Tournament since 1989.

Hewitt guided the Saints to their first-ever outright conference regular-season title in 2000. Siena finished the season with a 24-9 overall mark and a MAAC-best 15-3 slate. He directed the Saints to their third consecutive MAAC Championship game appearance, and second consecutive postseason berth with a bid to the NIT.

From Journalism to Coaching

Hewitt came to Siena from the venerable Big East program at Villanova, where he spent five seasons (1992-97) as an assistant to head coach Steve Lappas. During his final season in Philadelphia, Hewitt was promoted to associate head coach. While there, Hewitt helped lead the Wildcats to four straight 20-win seasons, three consecutive trips to the NCAA Tournament, and an NIT Championship in 1994. In 1997, Villanova was the No. 4 seed in the East Region, finishing the season with a 24-10 record.

In his time at Villanova, he helped the Wildcats land four top-20 recruiting classes from 1993 to 1997. Included in those classes were Tim Thomas, the nation's top-ranked high school senior in 1996, as well as Alvin Williams and Malik Allen, all of whom are active in the NBA.

Prior to his stint at Villanova, Hewitt served as an assistant coach at Fordham for two years (1990-92), when the Rams posted a 45-18 mark. During those two seasons, the Bronx school won two straight Patriot League regular-season championships and made the NCAA Tournament in 1992.

He moved to Fordham after spending a year under George Raveling at Southern California, where he served as a graduate assistant. Hewitt's first collegiate job came as an assistant coach at C.W. Post on Long Island during the 1988-89 school year. He helped guide the Pioneers to the ECAC New York State Division Championship that season.

Hewitt spent three years as the junior varsity head coach at his alma mater, Westbury High School on Long Island (1985-88), following his graduation from St. John Fisher College in Rochester, N.Y.

Born on May 4, 1963, in Kingston, Jamaica, Hewitt and his family moved to Queens, N.Y., when he was eight years old. He attended Westbury High School, and earned a bachelor of arts degree in journalism and economics from St. John Fisher in 1985. Hewitt was a four-year letterwinner and served as the Cardinals' captain as a senior. He also worked toward a post-graduate degree in counseling and high school guidance at Long Island University and C.W. Post during the early stages of his coaching career.

Hewitt and his wife, Dawnette, have three daughters, Olivia, Danielle and Kayla.

Paul Hewitt (continued)

Hewitt vs. All Opponents

Opponent	Last	Siena	Tech	Overall
Air Force	2005	0-0	1-1	1-1
Alabama A&M	2003	0-0	1-0	1-0
Alabama State	2004	0-0	1-0	1-0
Arkansas	1999	0-1	0-0	0-1
Arkansas-Little Rock	2004	0-0	1-0	1-0
Arkansas-Pine Bluff	2002	0-0	1-0	1-0
Bethune-Cookman	2005	2-0	1-0	3-0
Boston College	2008	0-0	4-1	4-1
Canisius	2000	5-3	0-0	5-3
Centenary	2007	0-0	3-0	3-0
Charleston Southern	2004	0-0	2-0	2-0
Charlotte	2007	0-0	1-0	1-0
Clemson	2008	0-0	10-6	10-6
Colgate	1999	3-0	0-0	3-0
Connecticut	2008	0-0	2-2	2-2
Cornell	2003	0-0	3-0	3-0
Davidson	2001	2-0	2-0	4-0
Delaware	1997	0-1	0-0	0-1
Duke	2008	0-0	2-15	2-15
Eastern Illinois	2001	0-0	1-0	1-0
Eastern Michigan	1998	1-0	0-0	1-0
Elon	2006	0-0	3-0	3-0
Fairfield	2000	4-2	0-0	4-2
Fairleigh Dickinson	1998	1-0	0-0	1-0
Florida A&M	2001	0-0	1-0	1-0
Florida State	2008	0-0	9-5	9-5
Fordham	1999	0-1	0-0	0-1
Gardner-Webb	2002	0-0	1-0	1-0
George Washington	2005	2-0	1-0	3-0
Georgia	2008	0-0	3-5	3-5
Georgia State	2007	0-0	2-0	2-0
Gonzaga	2004	0-0	1-0	1-0
Hartford	1999	2-0	0-0	2-0
Harvard	2000	0-0	1-0	1-0
Hofstra	2003	1-0	0-0	1-0
Holy Cross	1997	1-0	0-0	1-0
Howard	1997	0-1	0-0	0-1
Idaho State	2000	0-0	1-0	1-0
Illinois	2001	0-0	0-1	0-1
Illinois-Chicago	2005	0-0	1-1	1-1
Indiana	2007	0-0	0-1	0-1
Iona	2000	3-5	0-0	3-5
Iowa	2003	0-0	1-1	1-1
IUPUI	2001	0-0	0-1	0-1
Jacksonville	2005	0-0	1-0	1-0
Jackson State	2006	0-0	1-0	1-0
James Madison	2004	0-0	1-0	1-0
Kansas	2007	0-0	1-2	1-2
Kentucky	2000	0-0	1-0	1-0
Lafayette	2004	0-0	1-0	1-0
Louisiana-Lafayette	2003	0-1	1-0	1-1
Louisville	2005	0-0	0-1	0-1
Loyola	2000	0-0	5-1	5-1
Manhattan	2000	6-1	0-0	6-1
Marist	2003	5-2	2-0	7-2
Maryland	2008	0-0	4-10	4-10
Massachusetts	2000	1-0	0-0	1-0
Memphis	2006	0-0	1-0	1-0
Miami	2008	0-0	2-4	2-4
Michigan	2004	0-0	1-0	1-0
Michigan State	2005	0-0	0-1	0-1
Minnesota	2002	0-0	0-1	0-1
Morgan State	2000	0-0	1-0	1-0
Nevada	2004	0-0	1-0	1-0
Niagara	2000	4-3	0-0	4-3
North Carolina	2008	0-0	6-10	6-10
NC State	2008	0-0	6-9	6-9
UNC-Asheville	2005	0-0	1-0	1-0
UNC-Greensboro	2007	0-0	0-1	0-1
Northern Iowa	2004	0-0	1-0	1-0
Northwestern	1997	1-0	0-0	1-0
Notre Dame	2007	0-1	1-0	1-1
Ohio State	2003	0-0	2-0	2-0
Oklahoma State	2004	0-0	1-0	1-0
Penn State	2006	0-1	1-0	1-1
Pennsylvania	2001	0-0	0-1	0-1
Pepperdine	1998	1-0	0-0	1-0
Presbyterian	2008	0-0	1-0	1-0
Purdue	2006	0-0	1-0	1-0
Quinnipiac	1998	1-0	0-0	1-0
Rhode Island	1999	1-0	0-0	1-0
Rider	2000	6-1	0-0	6-1
Rutgers	1999	0-1	0-0	0-1
Saint Louis	2003	0-0	2-1	2-1
St. Bonaventure	1998	1-1	0-0	1-1
St. Francis (Pa.)	2006	0-0	1-0	1-0
St. John's	2003	0-0	1-0	1-0
St. Joseph's	2001	0-1	0-0	0-1
St. Peters	2000	6-1	0-0	6-1
Stanford	2000	0-1	0-0	0-1
Syracuse	2002	0-0	1-1	1-1
Tennessee	2004	0-0	1-1	1-1
Tennessee State	2007	0-0	3-0	3-0
Tennessee Tech	2007	0-0	1-0	1-0
Texas Tech	2003	0-0	1-1	1-1
Troy	2006	0-0	2-0	2-0
Tulane	2003	0-0	0-2	0-2
UCLA	2006	0-0	1-1	1-1
UNLV	2007	0-0	0-1	0-1
Vanderbilt	2007	0-0	1-2	1-2
Virginia	2008	0-0	11-4	11-4
Virginia Commonwealth	2003	0-0	1-0	1-0
Virginia Tech	2008	0-0	2-4	2-4
Wake Forest	2008	0-0	8-10	8-10
Winthrop	2007	0-0	0-1	0-1
Winston-Salem State	2007	0-0	1-0	1-0
Wisconsin	2001	0-0	1-0	1-0
Wofford	2001	0-0	2-0	2-0
Yale	1997	1-0	0-0	1-0

Georgia Tech Statistics Year-by-Year Under Hewitt

Season		G	W-L	FG-	FGA	Pct.	3P-	3PA	Pct.	FT-	FTA	Pct.	OR	DR	Reb.	Avg.	PF-dq	A	TO	BL	ST	PTS	Avg.
2007-08	GT	32	15-17	883-	1873	.471	214-	575	.372	502-	717	.700	371-	716	1087	34.0	721-15	480	490	112	265	2482	77.6
	Opp.	32		804-	1780	.452	215-	636	.338	609-	867	.702	394-	717	1111	34.7	675-21	441	520	108	243	2432	76.0
2006-07	GT	32	20-12	935-	1909	.490	201-	540	.372	444-	652	.681	445-	721	1166	36.4	665-14	491	503	114	316	2515	78.6
	Opp.	32		746-	1702	.438	200-	605	.331	530-	753	.704	351-	631	982	30.7	616-19	450	548	97	224	2222	69.4
2005-06	GT	28	11-17	739-	1608	.460	154-	399	.386	380-	570	.667	374-	668	1042	37.2	609-18	411	499	116	244	2012	71.9
	Opp.	28		685-	1555	.441	166-	483	.344	483-	704	.686	325-	593	918	32.8	525-12	444	432	74	241	2019	72.1
2004-05	GT	32	20-12	849-	1877	.452	190-	570	.333	483-	699	.691	400-	848	1248	39.0	648-10	471	483	162	265	2371	74.1
	Opp.	32		735-	1882	.391	202-	641	.315	461-	700	.659	418-	752	1170	36.6	651-11	402	496	128	226	2133	66.7
2003-04	GT	38	28-10	1029-	2213	.465	267-	729	.366	586-	847	.692	429-	993	1422	37.4	795-20	579	578	172	338	2911	76.6
	Opp.	38		865-	2228	.388	218-	733	.297	604-	909	.664	522-	896	1418	37.3	759-18	468	640	124	267	2552	67.2
2002-03	GT	31	16-15	836-	1857	.450	178-	506	.352	447-	656	.681	428-	760	1188	38.3	582-8	484	469	164	243	2297	74.1
	Opp.	31		777-	1830	.425	204-	567	.360	407-	591	.689	378-	703	1081	34.9	597-0	469	462	131	241	2165	69.8
2001-02	GT	31	15-16	834-	1937	.431	261-	695	.376	441-	637	.692	440-	744	1184	38.2	669-12	481	478	101	269	2370	76.5
	Opp.	31		804-	1791	.449	239-	671	.356	529-	759	.697	375-	756	1131	36.5	574-0	512	501	97	237	2376	76.6
2000-01	GT	30	17-13	776-	1822	.426	260-	700	.371	457-	662	.690	345-	780	1125	37.5	645-20	488	474	136	238	2269	75.6
	Opp	30		740-	1816	.407	175-	552	.317	532-	777	.685	406-	793	1199	40.0	605-0	434	483	109	200	2187	72.9

Tech Superlatives Under Hewitt

Longest winning streak: 12 games (2003-04 season)

Longest ACC winning streak: 4 games (2001-02 season)

Longest losing streak: 8 games (2005-06 season)

Longest ACC losing streak: 8 games (2005-06 season)

Most points scored in a game: 113 vs. Arkansas-Pine Bluff, 11-23-02

Most points scored in an ACC game: 112 vs. Wake Forest, 3-8-07

Fewest points scored in a game: 46 vs. Air Force, 12-28-05

Fewest points scored in an ACC game: 51 vs. NC State, 2-13-05

Most points allowed in a game: 114 vs. Wake Forest (2 ot), 3-8-07; 108 vs. Clemson (regulation), 1-24-02

Fewest points allowed in a game: 37 vs. Alabama State, 11-19-04

Fewest points allowed in an ACC game: 46 vs. Florida State, 1-30-02

Largest margin of victory: 51 vs. Tennessee State (94-43), 12-6-03

Largest margin of victory in an ACC game: 31 vs. Florida State (77-46), 1-30-02

Largest losing margin: 44 vs. Duke (98-54), 2-21-01

Most points allowed in a win: 108 vs. Clemson (111-108), 1-24-01

Most points scored in a loss: 112 vs. Wake Forest (114-112), 3-8-07

Fewest points scored in a win: 57 vs. Boston College (57-54), 3-21-04

Fewest points allowed in a loss: 53 vs. NC State (53-51), 2-13-05

Largest deficit overcome to win a game: 20 vs. Wisconsin (won 62-61), 11-28-01

Largest lead given up in a loss: 20 vs. North Carolina (lost 82-75), 2-15-06

Highest FG percentage: .650 vs. Jackson State, 11-13-06

Highest FG percentage in an ACC game: .592 vs. Clemson, 1-6-07; NC State, 1-23-08

Lowest FG percentage: .254 percent vs. Florida State, 2-28-01

Lowest FG percentage in an ACC game: .254 vs. Florida State, 2-28-01

Highest 3-point percentage: .667 vs. Vanderbilt, 1-3-06

Highest 3-point percentage in an ACC game: .611 vs. Florida State, 2-9-06

Lowest 3-point percentage: .000 vs. Air Force (0-2), 12-11-04, and Duke (0-5), 2-23-05

Lowest 3-point percentage in an ACC game: .000 vs. Duke (0-5), 2-23-05

Most assists: 31 vs. Morgan State, 12-23-00

Record in overtime games: 5-4

Record vs. ranked teams: 28-52

April 6, 2000

Hewitt named Georgia Tech's 12th head coach after a successful three-year stint at Siena College in New York.

2001

Tech invited to the NCAA Tournament in Hewitt's first season after the Jackets defeat nationally-ranked Virginia three times, including the first-round of the ACC Tournament in Atlanta. Named ACC Coach of the Year.

2002

Tech rallies from an 0-7 ACC start to finish 7-9, missing an NIT bid by one win. Ed Nelson is named ACC Rookie of the Year.

2003

Tech wins 16 games and advances to the third round of the NIT behind ACC Rookie of the Year Chris Bosh.

2004

Tech begins 12-0, ties school record with 28 wins and makes it to the NCAA Championship game, where it falls to No. 1 Connecticut. Tech captures the Preseason NIT crown after defeating the same top-ranked Huskies.



2005

Tech wins 20 games for the second straight year and advances to the second round of the NCAA Tournament after reaching the ACC Tournament finals.

2007

The Jackets earn their fourth NCAA bid and third 20-win season in seven years.

John O'Connor

Assistant Coach • Fifth Season at Tech • Penn State '83

An 11-year veteran as an assistant coach at Drexel and Lafayette, John O'Connor joined the Georgia Tech's men's basketball program as director of operations in April of 2004 and was made an assistant coach in June of 2005.

"John is an outstanding basketball coach whom I have known since my first year at Villanova University," said Hewitt. "I am delighted that he is a part of our staff at Georgia Tech."

"I'm excited for the opportunity to be at Georgia Tech and work for Paul Hewitt," said O'Connor. "He has built this program into one of the best in the country, and I am thrilled to be a part of it."

The 49-year-old O'Connor began his coaching career in 1993 as an assistant at Drexel after spending one year as an administrative assistant at Villanova (1992-93). O'Connor spent eight seasons at Drexel (1993-2001) before taking an assistant coaching position at Lafayette for the last three seasons (2001-04).

In his eight seasons at Drexel, O'Connor helped guide the Dragons to three NCAA Tournament appearances and two NIT berths, and Drexel played in five America East Conference championship games.

He spent three of his eight years at Drexel as the top assistant coach, and two of his three seasons at Lafayette in that position. He has also helped develop 30 all-conference players.

O'Connor graduated from Penn State University in 1983 with a bachelor's degree in health and physical education, and also earned a teaching certificate there.

The Philadelphia, Pa., native is married to the former Fay McColl.

O'Connor File

Full name:
John Christopher O'Connor

Birthdate:
May 17, 1959 in Philadelphia, Pa.

Family:
Married to the former Fay McColl

Education:
B.S. in Health and Physical Education, 1983, Penn State University

Experience:
Administrative Assistant, Villanova (1992-93); assistant coach, Drexel (1993-2001); assistant coach, Lafayette (2001-2004); director of operations, Georgia Tech (2004-05); assistant coach, Georgia Tech (2005-present)

Joined Tech Staff:
April, 2004

Charlton Young

Assistant Coach • Fourth Season at Tech • Georgia Southern '94

A former star player at Georgia Southern who spent the 2004-05 season as the associate head coach at Tennessee-Chattanooga, Charlton Young joined the Georgia Tech basketball staff as an assistant coach in June of 2005.

Young, 37, has established himself as a top-notch recruiter, spearheading a 2006 Tech class rated as high as No. 6 nationally by some recruiting services and another in 2007 that was one of the ACC's best. He was listed by Rivals.com as one of the nation's top 25 recruiters in September of 2006.

The top assistant to head coach John Shulman, Young helped the Moccasins to a highly successful season, including the championship of the Southern Conference and the program's first berth in the NCAA Tournament since 1997. The Mocs finished the season with an overall record of 20-11 and won the SoCon North Division title.

Prior to his year at UTC, Young also spent a total of seven seasons as a member of Cliff Ellis' staff at Auburn, most recently from 2000-04. During that time, he helped the Tigers lure a recruiting class ranked No. 3 nationally by ESPN.com. The Tigers' most successful run occurred in 2002-03, when they forged a 22-12 record after being picked to finish last in the SEC West. Auburn advanced to the Sweet 16 in the NCAA Tournament. Auburn also went 18-14 with an NIT appearance in 2000-01.

His first assignment at Auburn was from 1994-97, where he was an administrative assistant for the 1994-96 seasons, then an assistant coach during the 1996-97 season.

In between his terms at Auburn, Young worked for head coach Hugh Durham at Jacksonville from 1997-99, then served one year at Northeastern for head coach Rudy Keeling where he put together a nationally-ranked recruiting class, according to Eastern Basketball Magazine.

Young earned his bachelor's degree from Georgia Southern in June of 1994, majoring in communication arts. A first-team all-Southern Conference selection as a senior in 1993, he averaged 17.1 points and 5.1 assists while leading the Eagles to a 19-9 record in their first year in the league.

He was the 1992 Trans-America Athletic Conference Tournament Most Outstanding Player and was named to the All-TAAC Second-Team as a sophomore and junior, averaging 13.7 and 13.6 points, respectively. As a freshman, he averaged 8.8 points and was an honorable mention All-TAAC selection.

Young set three GSU basketball records, including career assists (530), career three-pointers made (241), and season three-pointers made (93). He has been elected to the university's Sports Hall of Fame this year.

For his career, Young averaged 13.3 points and 4.6 assists per game from 1989-93. He started 103 of 114 games and was voted a senior captain. Following his playing career, he played professionally in Tours, France, for the 1993-94 season, averaging 17.0 points and 6.2 assists per game.

Young attended Carol City High School in Miami where he led his school to the state championship as a junior. A McDonald's All-America nominee, he helped CCHS to a 37-3 record in 1988 and a 29-4 mark in 1989.

He is married to the former Carolyn Jones, a two-time Kodak All-America basketball player at Auburn and Southeastern Conference Player of the Year in 1990-91. She is a former member of the WNBA's Portland Fire and was an assistant coach for the Auburn women's basketball team. They have two daughters, Ariel and Audia, and two sons, Isaiah and Nehemiah.

Young File

Full name: Charlton J. Young

Birthdate: August 15, 1971 in Miami, Fla.

Family: Wife, Carolyn; daughters, Ariel and Audia; sons, Isaiah and Nehemiah

Education: B.S. in Communication Arts (1994), Georgia Southern

Playing experience: Four years at Georgia Southern (1989-93)

Coaching experience: Administrative assistant, Auburn (1994-96); assistant coach, Auburn (1996-97); assistant coach, Jacksonville (1997-99); assistant coach, Northeastern (1999-2000); assistant coach, Auburn (2000-04); associate head coach, Tennessee-Chattanooga (2004-05); assistant coach, Georgia Tech (2005-present)

Joined Tech staff: June 23, 2005

Peter Zaharis

Assistant Coach • Ninth Season at Tech • New York University '87

Zaharis File

Full Name:
Peter John Zaharis

Birthdate:
February 24, 1966

Family: Married to the former Ritsa Demetriades; daughter, Anastasia

Education:
B.S. in Management/ International Business (1987), Masters in Business Administration (1989), New York University

Experience:
Assistant coach, Holy Trinity High School (1992-95); assistant coach, New York University (1995-96); administrative assistant, Villanova (1996-97); assistant coach, Villanova (1997-2000); director of operations, Georgia Tech (2000-04); assistant coach, Georgia Tech (2004-present)

Joined Tech Staff:
May, 2000

After four years at Georgia Tech's director of basketball operations, Peter Zaharis became an assistant coach in April of 2004, filling the position left vacant when Dean Keener was named head coach at James Madison.

This is Zaharis' third college assistant coaching assignment, having spent three seasons as an assistant coach at Villanova and one at New York University. He has helped coach four teams to post-season play, including two of Tech's four NCAA appearances.

"Peter is a bright basketball coach with a great future, and he does a tremendous great job," said head coach Paul Hewitt. "He is very well organized and has done a lot of things behind the scenes for us that are important to everyone in our program - players, coaches as well as administrators. He is an outstanding recruiter and floor coach for us."

Zaharis, 42, joined the Villanova staff as administrative assistant in 1996-97, when Hewitt was in his final year on the Wildcats' staff. He became an assistant coach beginning with the 1997-98 season through 1999-2000.

In his three seasons as an assistant coach, Villanova went 53-41 with a pair of 20-win seasons with one appearance each in the NCAA Tournament and NIT.

Zaharis began his coaching career in 1992 on the high school level, spending three years as an assistant coach at Holy Trinity High School in New York.

From there, Zaharis made the jump to the collegiate level, earning a spot as an assistant coach at NYU. While at his alma mater, he handled recruiting, scouting, and assisted in the planning of practices. In addition, he served as the head coach of the junior varsity program. During his tenure at NYU, the Violets advanced to the second round of the NCAA Tournament.

Zaharis earned his bachelor's degree in 1987 from NYU and then added his MBA from the school in 1989. Prior to entering the coaching ranks, Zaharis worked for five years at Citibank in New York City as a financial analyst.

Zaharis, a native of Jamaica, N.Y., is married to the former Ritsa Demetriades, and the couple has a daughter, Anastasia, born in November of 2006.

Willie Reese

Director of Operations • 10th Season at Tech • Georgia Tech '89

Former Georgia Tech basketball player Willie Reese is in his fourth year as director of operations for the Tech basketball program following six seasons as an assistant coach for the Yellow Jackets. Reese is responsible for team travel and numerous other administrative duties for the basketball program.

"The greatest thing Willie brings to our program is that he is a constant reminder of what Georgia Tech is all about," said head coach Paul Hewitt. "He is a graduate from here and played on some of the best teams in Tech history."

As a coach, Reese was instrumental in the development of center Luke Schenscher, who came from Australia in 2001 as a raw, skinny 214-pounder and has progressed into one of the nation's most reliable pivotmen, and was a key factor in recruiting the players that have brought the Yellow Jackets' program back to national prominence.

Before returning to Georgia Tech to join Bobby Cremins' staff for the 1999-2000 season, Reese spent the previous five years as the head coach at Landmark Christian Academy, compiling an 87-35 record and a .713 winning percentage at the Atlanta private school.

Under Reese's direction, Landmark Christian improved from a 3-18 record during his first season in 1994-95, when he became just the second coach in the school's history, to a 24-3 mark and the subregion championship in his second year. After that first season, Reese won nearly 79 percent of his games, compiling a four-year mark of 84-23. Two of Reese's players earned Division I scholarships in Greg Clark, who signed with Chattanooga, and Leigh Gayden, a member of the 1999 **Atlanta Journal-Constitution** "Terrific Ten" who signed with Tennessee Tech.

Also the cross country coach at Landmark Christian, Reese guided his squad to state titles in 1995 and 1996. He was named the region and state Coach of the Year for cross country in 1996 by the Georgia Athletic Coaches' Association as well as the Atlanta Track Club's cross country Coach of the Year in 1995 and 1996.

Reese, 41, was recruited to the Tech program by Cremins in 1984 and was redshirted during the Rambling Wreck's 1984-85 Atlantic Coast Conference championship season. He went on to earn four letters as a frontcourt reserve from the 1985-86 through 1988-89 seasons, helping the Jackets compile a four-year record of 85-42 while earning four trips to the NCAA Tournament. During his career, Reese played with many of the great names in Tech annals, including Mark Price, John Salley, Bruce Dalrymple, Duane Ferrell, Tom Hammonds and Dennis Scott.

Named the basketball team's outstanding scholar-athlete his junior and senior years, Reese earned a bachelor's degree in Industrial Management from Georgia Tech in 1989. After graduation, he spent five years in private business before beginning his coaching career in 1994.

Reese, who attended Carver High School in Atlanta, and his wife, Subrina, reside in Jonesboro and have a son, Willie, and a daughter, Jasmine.

Reese File

Full Name:
Willie Rayford Reese

Birthdate:
December 6, 1966

Family:
Wife, Subrina; son, Willie, and daughter, Jasmine

Education: B.S. in Industrial Management (1989), Georgia Tech

Playing Experience:
Four-year letterman at Georgia Tech (1986-89)

Coaching Experience:
Head coach, Landmark Christian Academy (1994-99); assistant coach, Georgia Tech (1999-2005); director of operations, Georgia Tech (2005-present)

Joined Tech Staff:
May, 1999

Administration

Dr. Gary Schuster

Interim President
15th year at Tech • Clarkson College, 1968

Gary Schuster became interim president of Georgia Tech on July 1, 2008, and will serve in that role until the Board of Regents of the University System of Georgia names a permanent president.

In addition to his role as interim president, Schuster also serves as provost and executive vice president for Academic Affairs and holds the position of professor and Vasser Woolley Chair of Chemistry and Biochemistry. Prior to being named Georgia Tech's provost in 2006, he served as dean of the College of Sciences for twelve years.

Schuster is a nationally known scholar and researcher with an extensive list of published articles on topics ranging from biochemistry to physical chemistry, as well as a number of scientific discoveries with commercial applications. His research interests focus on the interaction of light with matter and the investigation of small molecules that bind and cut DNA selectively when irradiated with light. This work has applications to understanding the origin of certain diseases–such as cancer–and aging.

One of Schuster's best-known discoveries is called chemically initiated electron exchange luminescence. It provides the mechanistic basis that allows the understanding of the bioluminescence of the North American firefly. This discovery forms the basis for new clinical diagnostic procedures that have recently been commercialized.

Schuster holds a bachelor's degree in chemistry from Clarkson College of Technology and a PhD in chemistry from the University of Rochester. After twenty years in the Chemistry Department at the University of Illinois at Urbana-Champaign, he became dean of the College of Sciences and professor of chemistry and biochemistry at Georgia Tech in 1994. He was a National Institutes of Health postdoctoral fellow at Columbia University, a fellow of the Sloan Foundation, and a Guggenheim fellow. He also received the 2006 Charles Holmes Herty Medal recognizing his work and service contributions since his arrival at Georgia Tech.

Schuster and his wife, Anita, have two sons, a granddaughter, and a grandson.

Dr. Daniel Schrage

Faculty Representative for Athletics
15th year at Tech • U.S.M.A., 1967

Dr. Daniel Schrage, a professor in the School of Aerospace Engineering at Georgia Tech, serves as the Yellow Jackets' Faculty Athletic Representative (FAR).

In January 2008 he began his third year as the Georgia Tech FAR. Prior to this he served four years on the Georgia Tech Athletic Board.

Dr. Schrage also serves as the Director of the U.S. Army Center of Excellence in Rotorcraft Technology (CERT) and the Director of the Center for Aerospace Systems Engineering (CASE) at Georgia Tech. He teaches graduate and undergraduate courses and supervises research in Integrated Product/Process Development (IPPD) and Aerospace Systems Design, as well as in many other aerospace engineering disciplines. He has numerous published articles and several book chapters in these areas.

Prior to coming to Georgia Tech in 1984, Dr. Schrage served as an engineer, manager and government senior executive involved in the design and development of most of today's Army aviation systems. He has also served on the Army Science Board, the Air Force Studies Board, several NASA and FAA committees and as a consultant to a broad cross-section of the aerospace industry. He is a Fellow of both the American Helicopter Society (AHS) and the American Institute of Aeronautics and Astronautics (AIAA).

A 1967 graduate of the United States Military Academy, Schrage went on to earn an M.S. in Aerospace Engineering from Georgia Tech in 1974, an M.A. in Business Administration from Webster University in 1975 and a D.Sc. degree in Mechanical Engineering from Washington University in St. Louis in 1978.

Dr. Schrage has been married to Nancy Granberg Schrage for 41 years. They have four children and five grandchildren.

Paul Griffin
SeniorAssociate Director of Athletics

Jack Thompson
Associate Director of Athletics Development

Jim Hall
Associate Director of Athletics Development

Frank Hardymon
Associate Director of Athletics Chief Financial Officer

Wayne Hogan
Associate Director of Athletics Public Relations

Mollie Simmons-Mayfield
Associate Director of Athletics Administrative Services

Dean Buchan
Assistant Director of Athletics Media Relations

Phyllis LaBaw
Assistant Director of Athletics Academic Services

Scott McLaren
Assistant Director of Athletics Tickets and Sales

Paul Parker
Assistant Athletic Director Compliance

Theresa Wenzel
Assistant Director of Athletics Senior Woman Administrator

Dan Radakovich

Director of Athletics • 3rd year at Tech • Indiana (Pa.), 1980

Now in his third year as Georgia Tech's Director of Athletics, Dan Radakovich has brought a new vision for excellence to the Yellow Jackets' storied athletics tradition. In a relatively short amount of time since arriving in Atlanta, Radakovich has put his mark on Georgia Tech's athletics program.

In the 2007-08 academic year, Radakovich earned national praise from his peers with the hiring of football coach Paul Johnson, who had been extremely successful at Navy and previously at Georgia Southern.

Yellow Jacket teams enjoyed a solid year in 2007-08. The women's basketball team, emerging as one of the top programs in the South, earned its second straight NCAA Tournament appearance. The defending NCAA champion women's tennis team returned to the Elite Eight. The baseball team overcame major obstacles to win more than 40 games and advance to the NCAA Tournament. The softball team, another rising program, returned to the NCAA Tournament for the second straight year. The football team won seven regular season games and went to a bowl game for the 11th consecutive year. The swimming & diving teams set 19 school records, sent five individuals to the NCAA championships and saw two divers earn All-American honors for the first time in Tech history.

The past year was a remarkable one for several individual student-athletes. Sophomore Amanda McDowell, one year after helping lead the women's tennis team to a national crown, won the individual NCAA championship in Tulsa, Okla. McDowell's senior teammate, Kristi Miller, graduated from Tech in the spring with a perfect 4.0 grade-point average. She also leaves the Flats as Tech's all-time leader in victories and she earned postgraduate scholarship honors from the ACC and the NCAA.

There were other outstanding individual accomplishments in 2007-08. Tashard Choice led the ACC in rushing for the second straight year and was one of three Yellow Jackets taken in the NFL draft. Golfer Chesson Headley was named to the United States' Palmer Cup Team. Freshman baseball star Derek Dietrich earned a spot on the prestigious U.S. National Team. Softball standouts Jen Yee and Caitlin Lever were named to Canada's Olympic softball team. Famata Fofanah qualified for the Olympics in track, representing Guinea.

Outside the competition venues, Radakovich has directed an overhaul of the annual giving and donation structure for Tech athletics, anchored by the new TECH Fund, which establishes minimum giving levels tied to season tickets in various seating areas of Bobby Dodd Stadium and Alexander Memorial Coliseum. Several facility upgrades have been completed, including the transformation of Tech's former football locker room on the ground floor of the Edge Athletic Center into a new Technology Center, which benefits academic support services for all Yellow Jacket student-athletes. A new on-campus softball facility is scheduled for completion in early 2009.

Named Georgia Tech's Director of Athletics on February 22, 2006, Radakovich possesses nearly two decades of experience in collegiate athletics management positions. He came to Georgia Tech after five years as senior associate athletics director at LSU (2001-06), and he previously served as the Athletics Director at American University in 2000-01. That followed stints as associate athletics director at South Carolina (1994-2000) and Long Beach State (1989-94) as well as two years as the athletics business manager at Miami (1983-85).

Just the seventh Director of Athletics in Tech history, Radakovich was named by then Institute President Dr. Wayne Clough to succeed Dave Braine, who retired after nearly nine years in the post. Radakovich also follows in the footsteps of storied names such as John Heisman, Bobby Dodd and Homer Rice.



Georgia Tech Directors of Athletics

John Heisman	1904-1919
William Alexander	1920-1950
Bobby Dodd	1950-1976
Doug Weaver	1976-1979
Homer Rice	1980-1997
Dave Braine	1997-2006
Dan Radakovich	2006-present

A graduate of Center High School near Aliquippa, Pa., and a member of its Alumni Hall of Fame, Radakovich, 50, became a football letterwinner and student coach at Indiana University of Pennsylvania, where he graduated in 1980 with a bachelor of science degree in finance. He was enshrined into the Beaver County Sports Hall of Fame earlier this year.

Radakovich added a master's degree in business administration from Miami in 1982. He also completed the Sports Management Institute's executive education program in 1992.He is married to the former Marcie McDonald, and the couple has two children, Christian, 18, and Grant, 14. Christian is a freshman at Georgia Tech.

Basketball Support Staff

Jon Babul
Academic Services

Mary Brunk
Academic Services

Dr. Angelo Galante
Team Physician

Jeff Gilbert
Director of Game Operations

Gerald "Doc" Hill
Coliseum Manager

Chris Jacobs
Administrative Assistant

Dr. Aaron King
Team Dentist

Chris Kreider
Administrative Assistant

Scott McDonald
Strength and Conditioning Coach

Sam Purcell
Video Coordinator

Erica Sheppard
Administrative Assistant

Richard Stewart
Athletic Trainer

Leah Thomas
Nutritionist

Josh Thomason
Team Video

Donovan Williams
Administrative Assistant

Dr. John Xerogeanes
Team Physician-Orthopedic

Steven Cappetta
Team Manager

Andrew Elkins
Team Manager

Marcus Fonden
Team Manager

Brad Hamilton
Team Manager

Alex Hill
Team Manager




The
Record
Book
Georgia Tech Basketball 2008-09
Aarons
Aarons
DELTA

Single-Game Records

Tech • Team

Most points in a game: 135 vs. Loyola Marymount (GT 135-94), 12-22-90
Most points in a game, both teams: 229 vs. Loyola Marymount (GT 135-94), 12-22-90
Most points in a Tech loss: 112 vs. Wake Forest (WF 114-112, 2 ot), 3-8-07
Most points in a half: 82 vs. Loyola Marymount (2nd), 12-22-90
Most points in first half: 65 vs. Wofford, 11-29-82
Most points in a loss: 100 vs. North Carolina (107), 2 OT, 2-8-98
Most points in one OT period: 18 vs. NC State, 2-25-96
Most points in all OT periods: 30 vs. Georgia (3 ot), 12-19-90; vs. Wake Forest (2 ot), 3-8-07
Fewest points: 3 vs. Vanderbilt (Vanderbilt 28, GT 3), 2-27-20
Largest victory margin: 59 vs. USC-Aiken (GT 119, USC-Aiken 60), 11-25-85
Largest defeat margin: 69 by Georgia (Georgia 78, GT 9), 1-22-09
Most field goals: 52 vs. Furman, 2-8-66; USC-Aiken, 11-25-85
Most field goals attempted: 120 vs. Tampa, 1-2-53
Highest field goal percentage: .729 (35-48) vs. Presbyterian, 11-30-81
Lowest field goal percentage: .200 (13-65) vs. Arkansas, 11-30-61
Most 3-point field goals: 17 vs. Clemson, 1-24-01 (17-31)
Most 3-point field goals attempted: 37 vs. North Carolina (made 16), 2-10-96
Highest 3-point field goal percentage: .778 (7-9) vs. Texas, 11-27-91; vs. Maryland, 2-17-88; vs. Louisville, 1-6-88
Most free throws: 46 vs. Furman, 12-2-72
Most free throws attempted: 56 vs. Furman, 12-22-71
Highest free throw percentage: 1.000 vs. Maryland (18-18), 2-2-85
Lowest free throw percentage: .308 (4-13) vs. Illinois-Chicago, 11-25-05
Most rebounds: 77 vs. Baylor, 12-4-58
Most personal fouls: 38 (2 ot) vs. Wake Forest, 3-8-07; 37 (regulation) vs. Yale, 12-28-73
Most assists: 34 vs. Youngstown State, 12-29-93
Most blocked shots: 15 vs. University of the South, 12-13-82
Most steals: 24 vs. Florida A&M, 11-26-94
Fewest turnovers: 4 vs. LSU, 3-17-90; Wake Forest, 2-13-88

Tech • Individual

Most points: 50, Kenny Anderson vs. Loyola Marymount, 12-22-90
Most field goals: 18, Kenny Anderson vs. Loyola Marymount, 12-22-90; Rich Yunkus vs. Florida State, 1-24-70; vs. Georgia State, 2-17-70; Pres Judy vs. Florida State, 2-25-67
Most field goals attempted: 32, Dennis Scott vs. LSU, 3-17-90; Sammy Drummer vs. DePaul, 1-2-79
Highest field goal percentage (minimum 10 attempts): 1.000 (10-10), Matt Geiger vs. Clemson, 3-8-92
Most 3-point field goals: 11, Dennis Scott vs. Houston, 12-28-88
Most 3-point field goals attempted: 19, Dennis Scott vs. Houston, 12-28-88
Highest 3-point field goal percentage (minimum 5 attempts): 1.000 (5-5), Tony Akins vs. Davidson, 12-19-01
Most free throws: 19, Tom Hammonds vs. Iowa State, 3-18-88; Rich Yunkus vs. North Carolina, 2-14-70

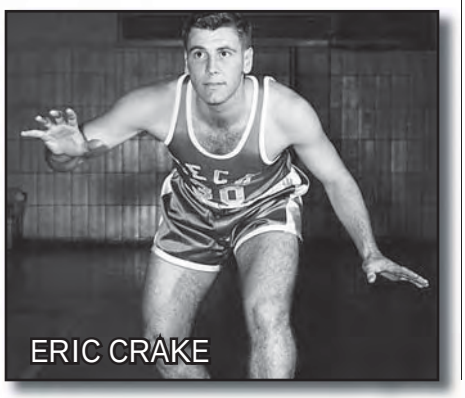
ERIC CRAKE


KENNY ANDERSON

By Opponent • Team

Most points in a game: 121 by UCLA (UCLA 121-90), 12-27-69
Most points in a Tech win: 108 by Clemson (GT 111-108), 1-24-01; Florida State (GT 111-108, 2 OT), 2-11-99
Most points in a half: 67 by Illinois (1st half), 11-23-01
Most points in first half: 67 by Illinois, 11-23-01
Most points in one OT period: 24 by Clemson, 2-5-92
Most points in all OT periods: 32 by Wake Forest, 3-8-07 (2 OT)
Fewest points: 6 by Auburn (GT 21-6), 2-27-14
Most field goals: 49 by UCLA, 12-27-69; NC State, 2-10-73
Most field goals attempted: 103 by Loyola Marymount, 12-22-90
Highest field goal percentage: .700 (28-40) by North Carolina, 1-23-82
Lowest field goal percentage: .163 (13-80) by Kentucky, 1-2-60
Most 3-point field goals: 15 by Louisville (26 attempts), 1-15-94; Presbyterian (31 attempts), 1-6-08
Most 3-point field goals attempted: 41 by NC State (made 12), 1-24-04
Highest 3-point field goal percentage (minimum 10 attempts): .625 (10-16) by NC State, 2-3-91
Most free throws: 41 by Maryland, 1-25-06
Most free throws attempted: 52 by Rice, 12-16-63
Lowest free throw percentage: .250 (4-16) by George Washington, 3-18-05
Most rebounds: 68 by Tennessee, 1-24-59
Most assists: 28 by Maryland, 2-16-00
Most blocked shots: 13 by Duke, 2-5-05
Most steals: 18 by Maryland, 2-21-99

By Opponent • Individual

Most points: 48, Rodney Monroe of NC State, 1-13-91
Most field goals: 18, Evers Burns of Maryland, 2-6-93
Most field goals attempted: 37, Rodney Monroe of NC State, 1-13-91
Most 3-point field goals: 10, Keke Hicks of Coastal Carolina, 11-28-94
Most 3-point field goals attempted: 18, Keke Hicks of Coastal Carolina, 11-28-94
Most free throws: 15, Tony Windis of Wyoming, 12-22-58; Nik Caner-Medley, Maryland, 1-25-06
Most free throws attempted: 19, Tony Windis of Wyoming, 12-22-58; Tyler Hansbrough, North Carolina, 2-15-06
Most rebounds: 26, Bob Lienhard of Georgia, 12-7-67
Most assists: 15, Chris Corchiani of NC State, 2-20-88; Ishmael Smith of Wake Forest, 3-8-07
Most blocked shots: 8, Cedric Lewis of Maryland, 2-13-91
Most steals: 9, Derrick Phelps of North Carolina, 2-2-92

Coliseum Records

Team

Most points: 121, Tech vs. Georgia State, 1-10-89 (124, Tech vs. USA Verich Reps, exhibition, 11-16-93)
Fewest points: 36, Tech vs. Auburn, 2-7-61
Most points in a half: 67, Tech vs. Georgia State, 1-10-89 (2nd); Tech vs. Youngstown State, 12-29-93 (2nd)
Fewest points in a half: 8, University of the South vs. Tech, 12-2-80 (2nd)
Most points, both teams: 207 - Tech 121, Georgia State 86, 1-10-89; North Carolina 107, Tech 100 (2 OT), 2-8-98 (234 - Tech 124, USA Verich Reps 110, exhibition, 11-16-93)
Most points in a half, both teams: 117 - Tech 67, Georgia State 50, 1-10-89 (second); (129 - USA Verich Reps 66, Tech 63, exhibition, 11-16-93)
Fewest points in a half, both teams: 33 - Auburn 18, Tech 15, 2-7-61 (1st)
Most field goals: 52, Tech vs. Furman, 2-8-66
Fewest field goals: 13, Alabama State vs. Tech, 11-19-04; Tech vs. Auburn, 1-23-62; Tech vs. Auburn 2-7-61; Kentucky vs. Tech, 1-25-60
Most field goal attempts: 98, Tech vs. Southern Mississippi, 1974
Fewest field goal attempts: 32, Auburn vs. Tech, 2-7-61
Highest field goal percentage: .719, Tech vs. Monmouth (41-57), 1-17-85
Lowest field goal percentage: .163, Kentucky vs. Tech (13-80), 1-25-60
Most 3-point field goals: 15, Tech vs. The Citadel, 11-20-98; Tech vs. Seton Hall, 3-11-98; Presbyterian vs. Tech, 1-6-08
Most 3-point field goal attempts: 40, Marist vs. Tech, 1-2-90
Highest 3-point field goal percentage: .778 vs. Maryland (7-9), 2-17-88
Most free throws: 41, Maryland vs. Tech, 1-25-06
Fewest free throws: 3, Tennessee vs. Tech, 2-18-64; Tech vs. LSU, 2-7-64
Most free throw attempts: 53, Tech vs. Charleston Southern, 11-16-98
Highest free throw percentage: 1.000, Georgia Southern vs. Tech (11-11), 2-3-60
Lowest free throw percentage: .231, Tennessee vs. Tech (3-13), 2-18-64
Most rebounds: 77, Tech vs. Baylor, 12-4-58
Fewest rebounds: 18, Vanderbilt vs. Tech, 1-3-06
Most personal fouls: 32, Notre Dame vs. Tech, 2-25-89; Tech vs. TCU, 12-1-65
Fewest personal fouls: 4, Tech vs. Mount St. Mary's, 12-30-98
Most assists: 34, Tech vs. Youngstown State, 12-29-93
Largest attendance: 10,125, Georgia Tech vs. Duke, 1-10-93

Individual

Most points: 47, Rich Yunkus vs. Furman, 1-15-70 (opponent: 42 by Shammond Williams of North Carolina, 2-14-98)
Most field goals made: 18, Rich Yunkus vs. Georgia State, 2-17-70, and Florida State, 1-24-70; Pres Judy vs. Florida State 2-25-67
Most field goal attempts: 28, Rich Yunkus vs. Jacksonville, 1-6-69
Most 3-point field goals: 10, Keke Hicks of Coastal Carolina, 11-28-94
Most 3-point field goal attempts: 18, Keke Hicks of Coastal Carolina, 11-28-94
Most free throws: 18, Frank Samoylo vs. Georgia, 2-2-72
Most free throw attempts: 20, Frank Samoylo vs. Georgia, 2-2-72; Rich Yunkus vs. Jacksonville, 2-27-70
Most rebounds: 26, Bob Lienhard of Georgia, 12-7-67; Jim Caldwell vs. Georgia, 12-2-63
Most assists: 19, Craig Neal vs. Duke, 2-28-88
Most steals: 9 by Derrick Phelps of North Carolina, 2-2-92
Most blocked shots: 11 by Alvin Jones vs. Winthrop, 11-24-97

Season Records

Tech • Team

Most games played: 38 in 2003-04
Most victories: 28 in 2003-04, 1989-90
Most ACC victories: 13 in 1995-96
Most home victories: 16 in 2006-07
Most losses: 23 in 1980-81
Longest winning streak: 15 games in 1985-86
Most points: 3,096 in 1989-90
Highest scoring average: 88.5 in 1989-90 (3,096 in 35 games)
Lowest scoring average: 55.7 in 1980-81 (1,503 in 27 games)
Largest scoring margin: +12.2 in 1978-79
Most field goals: 1,141 in 1989-90
Most field goals attempted: 2,302 in 1989-90
Highest field goal percentage: .546 in 1985-86
Lowest field goal percentage: .348 in 1955-56
Most 3-point field goals: 296 in 1995-96
Most 3-point field goals attempted: 776 in 1995-96
Highest 3-point field goal percentage: .423 in 1987-88
Most free throws: 656 in 1956-57
Fewest free throws: 287 in 1980-81
Most free throws attempted: 943 in 1956-57
Fewest free throws attempted: 459 in 1981-82
Best free throw percentage: .768 in 1976-77
Lowest free throw percentage: .611 in 1980-81
Most rebounds: 1,432 in 1991-92
Highest rebound average: 50.0 in 1958-59 (1299 in 26 games)
Largest rebound margin: +5.8 in 2006-07
Most personal fouls: 795 in 2003-04
Fewest personal fouls: 414 in 1957-58
Most players fouled out: 29 in 1961-62
Fewest players fouled out: 7 in 1960-61
Most assists: 680 in 1987-88
Most blocked shots: 209 in 1997-98
Most steals: 338 in 2003-04



MALCOLM MACKEY

Tech • Individual

Most points: 970, Dennis Scott, 1989-90
Highest scoring average: 30.1, Rich Yunkus, 1970-71
Most field goals: 336, Dennis Scott, 1989-90
Most field goals attempted: 722, Dennis Scott, 1989-90
Highest field goal percentage: .639 (129-202), Eddie Elisma, 1995-96
Most 3-point field goals: 137, Dennis Scott, 1989-90
Most 3-point field goals attempted: 331, Dennis Scott, 1989-90
Highest 3-point field goal percentage: .480 (24-50), Bryan Hill, 1990-91
Most free throws: 187, Rich Yunkus, 1970-71
Most free throws attempted: 241, Rich Yunkus, 1970-71
Highest free throw percentage: .887 (63-71), Anthony Morrow, 2005-06
Most rebounds: 364, Jim Caldwell, 1963-64
Highest rebound average: 14.0, Jim Caldwell, 1963-64
Most assists: 303, Craig Neal, 1987-88
Most blocked shots: 141, Alvin Jones, 1997-98
Most steals: 89, Kenny Anderson, 1990-91
Most minutes played: 1,368, Dennis Scott, 1989-90
Most personal fouls: 127, Johnny McNeil, 1989-90
Most times fouled out: 10, Johnny McNeil, 1989-90; Pete Silas, 1950-51

Season Records • Freshmen

Most points: 721, Kenny Anderson (1989-90)
Most points per game: 20.6, Kenny Anderson (1989-90)
Most rebounds: 278, Chris Bosh (2002-03)
Most rebounds per game: 9.0, Chris Bosh (2002-03)
Most field goals made: 283, Kenny Anderson (1989-90)
Most field goals attempted: 549, Kenny Anderson (1989-90)
Highest field goal percentage: .609, Tom Hammonds (1985-86)
Most 3-pt. field goals made: 98, Dennis Scott (1987-88)
Most 3-pt. field goals attempted: 238, Stephon Marbury (1995-96)
Highest 3-pt. field goal percentage: .471, Dennis Scott (1987-88)
Most free throws made: 127, Chris Bosh (2002-03)
Most free throws attempted: 186, Dion Glover (1997-98)
Highest free throw percentage: .877, Mark Price (1982-83)
Most assists: 285, Kenny Anderson (1989-90)
Most assists per game: 8.1, Kenny Anderson (1989-90)
Most steals: 79, Kenny Anderson (1989-90)
Most blocked shots: 141, Alvin Jones (1997-98)
Most minutes played: 1,345, Stephon Marbury (1995-96)
Most minutes per game: 37.7, Kenny Anderson (1989-90)

By Opponent • Team

Most points: 2,828 in 1989-90
Highest scoring average: 85.3 in 1973-74 (2,218 in 26 games)
Fewest points: 1,558 in 1979-80
Lowest scoring average: 59.8 in 1959-60 (1,674 in 28 games)
Most field goals: 1,093 in 1989-90
Most field goals attempted: 2,394 in 1989-90
Highest field goal percentage: .499 in 1980-81
Lowest field goal percentage: .356 in 1959-60
Most 3-point field goals: 255 in 1995-96
Most 3-point field goals attempted: 733 in 2003-04
Highest 3-point field goal percentage: .381 in 1982-83
Most free throws: 604 in 2003-04
Fewest free throws: 295 in 1981-82
Most free throws attempted: 909 in 2003-04
Fewest free throws attempted: 427 in 1981-82
Highest free throw percentage: .740 in 1965-66
Lowest free throw percentage: .643 in 1997-98
Most rebounds: 1,418 in 2003-04
Most personal fouls: 759 in 2003-04
Fewest personal fouls: 418 in 1967-68
Most players fouled out: 30 in 1984-85
Fewest players fouled out: 8 in 1990-91, 1980-81, and 1981-82
Most assists: 612 in 1989-90
Most blocked shots: 133 in 2002-03
Most steals: 308 in 1997-98



RICH YUNKUS

Career Records

Most points: 2,232, Rich Yunkus, 1969-71
Most points per game: 26.6, Rich Yunkus, 1969-71
Most field goals: 874, Rich Yunkus, 1969-71
Most field goals attempted: 1,740, Mark Price, 1983-86
Highest field goal percentage: .620, Lee Goza, 1981-82
Most 3-point field goals: 351, Dennis Scott, 1988-90
Most 3-point field goals attempted: 831, Dennis Scott, 1988-90
Highest 3-point field goal percentage: .440 (73-166), Mark Price, 1983-86 (all in 1982-83, at distance of 17-9)
Highest 3-point field goal percentage (at current distance of 19-9): .422 (351-831), Dennis Scott, 1988-90
Most free throws: 508, Matt Harpring, 1995-98
Most free throws attempted: 718, Alvin Jones, 1998-01
Highest free throw percentage: .867, Anthony Morrow, 2005-08
Most rebounds: 1,205, Malcolm Mackey, 1990-93
Most rebounds per game: 12.9, Jim Caldwell, 1963-65
Most assists: 724, Drew Barry, 1993-96
Most assists per game: 7.0, Kenny Anderson, 1989-91
Most steals: 240, Mark Price, 1983-86
Most blocked shots: 425, Alvin Jones, 1998-01
Most games played: 130, Anthony McHenry, 2002-05; Marvin Lewis, 2001-04; Malcolm Mackey, 1990-93
Most games started: 127, Malcolm Mackey, 1990-93
Most consecutive games started: 126, Mark Price, 1983-86
Most minutes played: 4,604, Mark Price, 1983-86
Most personal fouls: 398, John Salley, 1983-86
Most times fouled out: 24, John Salley, 1983-86

Career Leaders

1,000-Point Scorers

Pl.	Player	G	FG	3FG	FT	Points	Avg.
1.	Rich Yunkus (1969-71)	84	874	0	484	2,232	26.6
2.	Matt Harpring (1995-98)	124	753	211	508	2,225	17.9
3.	Mark Price (1983-86)	126	848	73	424	2,193	17.4
4.	Dennis Scott (1988-90)	99	744	351	276	2,115	21.4
5.	Tom Hammonds (1986-89)	123	853	1	374	2,081	16.9
6.	Travis Best (1992-95)	124	703	258	393	2,057	16.6
7.	James Forrest (1992-95)	114	812	3	351	1,978	17.4
8.	Brian Oliver (1987-90)	127	680	105	383	1,848	14.6
9.	Duane Ferrell (1985-88)	127	720	10	368	1,818	14.3
10.	Malcolm Mackey (1990-93)	130	708	0	318	1,734	13.3
11.	Tony Akins (1999-2002)	122	529	301	299	1,658	13.6
12.	Roger Kaiser (1959-61)	80	591	0	446	1,628	20.4
13.	B.J. Elder (2002-05)	122	587	222	220	1,616	13.2
14.	Bruce Dalrymple (1984-87)	126	614	12	348	1,588	12.6
15.	John Salley (1983-86)	125	595	0	397	1,587	12.7
16.	Kenny Anderson (1990-91)	65	561	113	262	1,497	23.0
17.	Jim Wood (1974-77)	106	602	0	255	1,459	13.8
18.	Lenny Horton (1977-80)	107	514	0	338	1,411	13.2
19.	Anthony Morrow (2005-08)	123	473	258	196	1,400	11.4
20.	Marvin Lewis (2001-04)	130	468	239	221	1,396	10.7
21.	Bobby Kimmel (1954-57)	98	436	0	491	1,363	13.9
22.	Alvin Jones (1998-01)	124	450	0	412	1,312	10.6
23.	Tico Brown (1977-79)	81	544	0	220	1,308	16.1
24.	Michael Maddox (1995-98)	126	496	133	178	1,303	10.3
25.	Bud Blemker (1957-59)	78	501	0	264	1,266	16.2
26.	Jarrett Jack (2003-05)	101	406	93	360	1,265	12.5
27.	Drew Barry (1993-96)	117	409	179	256	1,253	10.7
28.	Phil Wagner (1966-68)	67	449	0	291	1,189	17.7
	Terry Randall (1957-59)	77	448	0	293	1,189	15.4
30.	Sammy Drummer (1978-79)	53	489	0	206	1,184	22.3
31.	Jim Caldwell (1963-65)	77	461	0	232	1,154	15.0
32.	Jim Nolan (1946-49)	86	420	0	296	1,136	13.2
33.	Brook Steppe (1979-80, 82)	77	410	0	285	1,105	14.4
34.	Pete Silas (1951-53)	72	421	0	242	1,084	15.1
35.	Melvin Dold (1948-51)	100	442	0	196	1,080	10.8
	Jon Barry (1991-92)	65	381	176	142	1,080	16.6
37.	Jason Floyd (1997-00)	121	363	169	120	1,015	8.4

1,000 Points & 500 Rebounds

Player (Years)	Pts	Reb
Rich Yunkus (1969-71)	2,232	955
Matt Harpring (1995-98)	2,225	997
Dennis Scott (1988-90)	2,115	523
Tom Hammonds (1986-89)	2,081	885
James Forrest (1992-95)	1,978	846
Brian Oliver (1987-90)*	1,848	613
Duane Ferrell (1985-88)	1,818	680
Malcolm Mackey (1990-93)	1,734	1,205
Bruce Dalrymple (1984-87)*	1,588	744
John Salley (1983-86)	1,587	798
Jim Wood (1974-77)	1,459	740
Lenny Horton (1977-80)	1,411	704
Bobby Kimmel (1954-57)	1,363	605
Alvin Jones (1998-01)	1,312	1,075
Michael Maddox (1995-98)	1,303	687
Jim Caldwell (1963-65)	1,154	993

1,000 Points & 400 Assists

Player (Years)	Pts	As
Mark Price (1983-86)	2,193	510
Travis Best (1992-95)	2,057	692
Brian Oliver (1987-90)*	1,848	538
Tony Akins (1999-02)	1,658	560
Bruce Dalrymple (1984-87)*	1,588	446
Kenny Anderson (1990-91)	1,497	454
Jarrett Jack (2003-present)	1,265	543
Drew Barry (1993-96)	1,253	724

***Only Tech players to have 1,000 points, 500 rebounds and 400 assists**

Jackets Among ACC Career Leaders

Points

Player	Years	Games	Points	Avg.
14. Matt Harpring	1995-98	124	2,225	17.9
16. Mark Price	1983-86	126	2,193	17.4
25. Dennis Scott	1988-90	99	2,115	21.3
26. Tom Hammonds	1986-89	123	2,081	16.9

Points Per Game

Player	Years	Games	Points	Avg.
12. Kenny Anderson	1990-91	65	1,497	23.03
19. Dennis Scott	1988-90	99	2,115	21.36

Rebounds

Player	Years	Games	Rebs	Avg.
10. Malcolm Mackey	1990-93	130	1,205	9.3
17. Alvin Jones	1998-01	124	1,075	8.7

Field Goal Percentage

Player	Years	FG	FGA	Pct.
18. John Salley	1983-86	595	1,013	.587

3-Point Field Goal Percentage

Player	Years	3FG	3FGA	Pct.
8. Dennis Scott	1988-90	351	831	.4223
10. Anthony Morrow	2005-08	258	613	.421

3-Point Field Goals

Player	Years	Games	3FG	Pct.
3. Dennis Scott	1988-90	99	351	.452
9. Tony Akins	1998-02	122	301	.371
14. Travis Best	1992-95	124	258	.393
13. Anthony Morrow	2005-08	123	258	.421
21. Marvin Lewis	2001-04	130	239	.380
25. B.J. Elder	2002-05	122	222	.370

Free Throw Percentage

Player	Years	FT	FTA	Pct.
12. Mark Price	1983-86	424	499	.84969
20. Marvin Lewis	2001-04	217	259	.838

Assists

Player	Years	Games	Assists	Avg.
11. Drew Barry	1993-96	117	724	6.19
14. Travis Best	1992-95	119	692	5.58
17. Craig Neal	1984-88	127	659	5.19

Assists Per Game

Player	Years	Games	Assists	Avg.
6. Kenny Anderson	1990-91	65	454	6.98
11. Drew Barry	1993-96	117	724	6.19
19. Travis Best	1992-95	124	692	5.58
21. Jarrett Jack	2003-05	69	398	5.38
26. Craig Neal	1984-88	127	659	5.19

Steals

Player	Years	Games	Steals	Avg.
14. Mark Price	1983-86	126	240	1.90
18. Bruce Dalrymple	1984-87	126	227	1.80
25. Travis Best	1992-95	124	217	1.75

Blocked Shots

Player	Years	Games	Blocks	Avg.
4. Alvin Jones	1998-01	124	425	3.43
14. John Salley	1983-86	125	243	1.94
22. Malcolm Mackey	1990-93	130	199	1.53

Minutes Played

Player	Years	Games	Minutes
7. Mark Price	1983-86	126	4,604
8. Matt Harpring	1995-98	124	4,506
9. Travis Best	1992-95	124	4,504
11. Brian Oliver	1987-90	127	4,425
14. Tom Hammonds	1986-89	123	4.387
16. Bruce Dalrymple	1984-87	126	4,331

Scoring Average

1. Rich Yunkus (1969-71) 26.6
2. Kenny Anderson (1990-91) 23.0
3. Sammy Drummer (1978-79) 22.3
4. Dennis Scott (1988-90) 21.4
5. Roger Kaiser (1959-61) 20.4
6. Matt Harpring (1995-98) 17.9
7. Phil Wagner (1966-68) 17.7
8. Mark Price (1983-86) 17.4
   James Forrest (1992-95) 17.4
10. Jason Collier (1999-00) 17.1
11. Tom Hammonds (1986-89) 16.9
12. Travis Best (1992-95) 16.6
13. Jon Barry (1991-92) 16.6
14. Bud Blemker (1957-59) 16.2
15. Tico Brown (1977-79) 16.1
16. Terry Randall (1957-59) 15.4
17. Jim Caldwell (1963-65) 15.0
18. Brian Oliver (1987-90) 14.6
19. Brook Steppe (1979-80,82) 14.4
20. Duane Ferrell (1985-88) 14.3

Rebounds

1. Malcolm Mackey (1990-93) 1205
2. Alvin Jones (1998-01) 1075
3. Matt Harpring (1995-98) 997
4. Jim Caldwell (1963-65) 993
5. Rich Yunkus (1969-71) 955
6. Tom Hammonds (1986-89) 885
7. James Forrest (1992-95) 846
8. John Salley (1983-86) 798
9. Eddie Elisma (1994-97) 762
10. Bruce Dalrymple (1984-87) 744
11. Jim Wood (1974-77) 740
12. Jeremis Smith (2005-08) 708
13. Lenny Horton (1977-80) 704
14. Michael Maddox (1995-98) 687
15. Duane Ferrell (1985-88) 680
16. Ivano Newbill (1991-94) 654
17. Luke Schenscher (2002-05) 640
18. Dave Denton (1958-60) 621
19. Alan Nass (1961-63) 615
20. Lenny Cohen (1955-57) 614

Rebound Average

1. Jim Caldwell (1963-65) 12.9
2. Rich Yunkus (1969-71) 11.4
3. Lenny Cohen (1955-57) 10.3
4. Malcolm Mackey (1990-93) 9.3
5. Dave Denton (1958-60) 8.9
6. Bobby Kimmel (1954-57) 8.7
   Alvin Jones (1998-01) 8.7
8. Jason Collier (1999-00) 8.3
9. Matt Harpring (1995-98) 8.0
10. Alan Nass (1961-63) 7.9
11. Mike Green (1975-76) 7.8
12. Frank Inman (1957-58) 7.5
13. James Forrest (1992-95) 7.4
14. Tom Hammonds (1986-89) 7.2
15. Jim Wood (1974-77) 7.0
16. Yvon Joseph (1983-85) 6.9
    Matt Geiger (1991-92) 6.9
18. Ed Nelson (2002-03) 6.7
19. Lenny Horton (1977-80) 6.6
20. Sammy Drummer (1978-79) 6.5

Field Goals

1. Rich Yunkus (1969-71) 874
2. Tom Hammonds (1986-89) 853
3. Mark Price (1983-86) 848
4. James Forrest (1992-95) 812
5. Matt Harpring (1995-98) 753
6. Dennis Scott (1988-90) 744
7. Duane Ferrell (1985-88) 720
8. Malcolm Mackey (1990-93) 708
9. Travis Best (1992-95) 703
10. Brian Oliver (1987-90) 680
11. Bruce Dalrymple (1984-87) 614
12. John Salley (1983-86) 595
13. Roger Kaiser (1959-61) 591
14. B.J. Elder (2002-05) 587
15. Kenny Anderson (1990-91) 561
16. Tico Brown (1977-79) 544
17. Tony Akins (1999-02) 529
18. Lenny Horton (1977-80) 514
19. Bud Blemker (1957-59) 501
20. Michael Maddox (1995-98) 496

Field Goal Attempts

1. Mark Price (1983-86) 1740
2. Rich Yunkus (1969-71) 1724
3. Dennis Scott (1988-90) 1645
4. Matt Harpring (1995-98) 1621
5. James Forrest (1992-95) 1614
6. Travis Best (1992-95) 1540
7. Tom Hammonds (1986-89) 1506
8. B.J. Elder (2002-05) 1376
9. Tony Akins (1999-02) 1369
10. Roger Kaiser (1959-61) 1362
11. Duane Ferrell (1985-88) 1340
12. Brian Oliver (1987-90) 1317
13. Malcolm Mackey (1990-93) 1299
14. Bud Blemker (1957-59) 1298
15. Bruce Dalrymple (1984-87) 1269
16. Bobby Kimmel (1954-57) 1262
17. Jim Wood (1974-77) 1231
18. Kenny Anderson (1990-91) 1185
19. Mike Bottorff (1974-76) 1164
20. Jim Caldwell (1963-65) 1139
    Tico Brown (1977-79) 1139

Field Goal Percentage

1. Lee Goza (1981-82) ..... .620
2. Bill Mayer (1958-60) ..... .612
3. John Salley (1983-86) ..... .587
4. Matt Geiger (1991-92) ..... .582
5. Lenny Horton (1977-80) ..... .569
6. Tom Hammonds (1986-89) ..... .566
7. Eddie Elisma (1994-97) ..... .551
8. Yvon Joseph (1984-85) ..... .549
9. Malcolm Mackey (1990-93) ..... .545
10. Luke Schenscher (2002-05) ..... .542
11. Bill Allgood (1977-78) ..... .540
12. Duane Ferrell (1985-88) ..... .537
13. Jeremis Smith (2005-08) ..... .532
14. Stan Guth (1965-67) ..... .521
15. Brian Oliver (1987-90) ..... .516
    Anthony Byrd (1982-84) ..... .516
    Brook Steppe (1979-80,82) ..... .516
18. Tommy Wilson (1968-70) ..... .508
19. Steve Post (1972-73) ..... .507
    Rich Yunkus (1969-71) ..... .507
    Ivano Newbill (1991-94) ..... .507

Minimum 5 shots per game

3-Point Field Goals

1. Dennis Scott (1988-90) 351
2. Tony Akins (1999-02) 301
3. Travis Best (1992-95) 258
   Anthony Morrow (2005-08) 258
5. Marvin Lewis (2001-04) 239
6. B.J. Elder (2002-05) 222
7. Matt Harpring (1995-98) 211
8. Drew Barry (1993-96) 179
9. Jon Barry (1991-92) 176
10. Jason Floyd (1997-00) 169
11. Shaun Fein (2000-01) 140
12. Michael Maddox (1995-98) 133
13. Kenny Anderson (1990-91) 113
14. T.J. Vines (1998-01) 108
15. Brian Oliver (1987-90) 105
16. Jarrett Jack (2003-05) 93
17. Fred Vinson (1992, 94) 92
18. Stephon Marbury (1996) 88
19. Will Bynum (2004-05) 83
20. Mark Price (1983-86*) 73

***3-pt line of 17ft-9in for 1982-83 season; no 3-pt shot from 1983-86; 19ft-9in from 1986-87 through 2007-08.**

3-Point Field Goal Attempts

1. Dennis Scott (1988-90) 831
2. Tony Akins (1999-02) 812
3. Travis Best (1992-95) 656
4. Marvin Lewis (2001-04) 623
5. Anthony Morrow (2005-08) 613
6. B.J. Elder (2002-05) 600
7. Matt Harpring (1995-98) 585
8. Jason Floyd (1997-00) 522
9. Drew Barry (1993-96) 485
10. Jon Barry (1991-92) 474
11. Shaun Fein (2000-01) 368
12. Michael Maddox (1995-98) 353
13. T.J. Vines (1998-01) 325
14. Kenny Anderson (1990-91) 302
15. Brian Oliver (1987-90) 273
16. Jarrett Jack (2003-05) 259
17. Will Bynum (2004-05) 255
18. Fred Vinson (1992, 94) 240
19. Stephon Marbury (1996) 238
20. Jason Collier (1999-00) 174

3-Point Field Goal Pct.

1. Mark Price (1983-86*) ..... .440
2. Dennis Scott (1988-90) ..... .422
3. Anthony Morrow (2005-08) ..... .421
4. Anthony Byrd (1982-84*) ..... .404
5. Bryan Hill (1991-93) ..... .398
6. Travis Best (1992-95) ..... .393
7. Craig Neal (1984-88) ..... .388
8. Brian Oliver (1987-90) ..... .385
9. Marvin Lewis (2001-04) ..... .384
10. Fred Vinson (1992, 94) ..... .383
11. Shaun Fein (2000-01) ..... .380
12. Michael Maddox (1995-98) ..... .377
13. Kenny Anderson (1990-91) ..... .374
14. Jon Barry (1991-92) ..... .371
    Tony Akins (1999-02) ..... .371
16. Stephon Marbury (1996) ..... .370
    B.J. Elder (2002-05) ..... .370
18. Drew Barry (1993-96) ..... .369
19. Jason Collier (1999-00) ..... .362
20. Clarence Moore (2000-04) ..... .360

Free Throws

1. Matt Harpring (1995-98) 508
2. Rich Yunkus (1969-71) 484
3. Roger Kaiser (1959-61) 446
4. Bobby Kimmel (1954-57) 424
   Mark Price (1983-86) 424
6. Alvin Jones (1998-01) 412
7. John Salley (1983-86) 397
8. Travis Best (1992-95) 393
9. Brian Oliver (1987-90) 383
10. Tom Hammonds (1986-89) 374
11. Duane Ferrell (1985-88) 368
12. Jarrett Jack (2003-05) 360
13. James Forrest (1992-95) 351
14. Bruce Dalrymple (1984-87) 348
15. Lenny Horton (1977-80) 338
16. Malcolm Mackey (1990-93) 318
17. Gary Phillips (1953-57) 305
18. Tony Akins (1999-02) 299
19. Terry Randall (1957-59) 293
20. Phil Wagner (1966-68) 291

Free Throw Attempts

1. Alvin Jones (1998-01) 718
2. Matt Harpring (1995-98) 675
3. John Salley (1983-86) 627
4. Rich Yunkus (1969-71) 614
5. Bobby Kimmel (1954-57) 593
6. Roger Kaiser (1959-61) 520
7. Brian Oliver (1987-90) 516
8. Malcolm Mackey (1990-93) 512
9. Gary Phillips (1953-57) 509
10. James Forrest (1992-95) 506
11. Duane Ferrell (1985-88) 502
12. Mark Price (1983-86) 499
13. Bruce Dalrymple (1984-87) 488
14. Travis Best (1992-95) 486
15. Tom Hammonds (1986-89) 462
16. Jarrett Jack (2003-05) 452
    Jeremis Smith (2005-08) 452
18. Lenny Horton (1977-80) 427
19. Tony Akins (1999-02) 396
20. Isma'il Muhammad (2002-05) 390

Free Throw Percentage

1. Anthony Morrow (2005-08) ..... .867
2. Roger Kaiser (1959-61) ..... .858
3. R.D. Craddock (1963-65) ..... .851
4. Mark Price (1983-86) ..... .850
5. Marvin Lewis (2001-04) ..... .840
6. Steve Sherbak (1973-74) ..... .837
7. Tom Hammonds (1986-89) ..... .810
8. Travis Best (1992-95) ..... .809
9. Ray Schnitzer (1974-77) ..... .807
10. Bud Blemker (1957-59) ..... .807
11. Bob Seemer (1968-70) ..... .806
12. Phil Wagner (1966-68) ..... .800
    Dave Clark (1966-68) ..... .800
    Keith Weekly (1961) ..... .800
15. Terry Randall (1957-59) ..... .796
    Jarrett Jack (2003-05) ..... .796
17. Lenny Horton (1977-80) ..... .792
18. Rich Yunkus (1969-71) ..... .788
19. Kenny Anderson (1990-91) ..... .787
20. Brook Steppe (1979-80,82) ..... .783

Assists

1. Drew Barry (1993-96) 724
2. Travis Best (1992-95) 692
3. Craig Neal (1984-88) 659
4. Tony Akins (1999-02) 560
5. Jarrett Jack (2003-05) 543
6. Brian Oliver (1987-90) 538
7. Mark Price (1983-86) 510
8. Kenny Anderson (1990-91) 454
9. Bruce Dalrymple (1984-87) 446
10. Jim Thorne (1969-71) 410
11. John Salley (1983-86) 319
12. Jon Barry (1991-92) 317
13. Duane Ferrell (1985-88) 289
    Matt Harpring (1995-98) 289
15. Dennis Scott (1988-90) 285
16. Phil Wagner (1966-68) 265
17. Karl Brown (1989-90) 233
18. T.J. Vines (1998-01) 230
19. Ray Schnitzer (1974-76) 227
20. Marvin Lewis (2001-04) 221
    George Thomas (1980-83) 221

Assist Average

1. Kenny Anderson (1990-91) 7.0
2. Drew Barry (1993-96) 6.2
3. Travis Best (1992-95) 5.6
4. Jarrett Jack (2003-05) 5.4
5. Craig Neal (1984-88) 5.2
6. Jim Thorne (1969-71) 4.9
   Jon Barry (1991-92) 4.9
8. Tony Akins (1999-02) 4.6
9. Brian Oliver (1987-90) 4.2
10. Mark Price (1983-86) 4.0
    Phil Wagner (1966-68) 4.0
12. Karl Brown (1989-90) 3.5
    Bruce Dalrymple (1984-87) 3.5

Steals

1. Mark Price (1983-86) 240
2. Bruce Dalrymple (1984-87) 227
3. Travis Best (1992-95) 217
4. Drew Barry (1993-96) 193
5. Jarrett Jack (2003-05) 183
6. Matt Harpring (1995-98) 176
7. Tony Akins (1999-02) 173
8. Kenny Anderson (1990-91) 168
9. Dennis Scott (1988-90) 150
10. Brian Oliver (1987-90) 140
11. Jeremis Smith (2005-08) 135
12. Isma'il Muhammad (2002-05) 129
13. George Thomas (1980-83) 127
    Craig Neal (1984-88) 127
15. Marvin Lewis (2001-04) 125
16. Jon Barry (1991-92) 124
17. Duane Ferrell (1985-88) 119
    Mario West (2004-07) 119
19. Clarence Moore (2000-04) 116
20. James Forrest (1992-95) 115
    T.J. Vines (1998-01) 115

Blocked Shots

1. Alvin Jones (1998-01) 425
2. John Salley (1983-86) 243
3. Malcolm Mackey (1990-93) 199
4. Eddie Elisma (1994-97) 174
5. Luke Schenscher (2002-05) 157
6. Ra'Sean Dickey (2005-present) 96
7. Anthony McHenry (2002-05) 95
8. Matt Geiger (1991-92) 94
9. Michael Maddox (1995-98) 93
10. James Forrest (1992-95) 88
11. Antoine Ford (1985-87) 87
12. Ivano Newbill (1991-94) 82
    Theodis Tarver (2003-06) 82
14. Tom Hammonds (1986-89) 72
15. Jason Collier (1999-00) 67
    Chris Bosh (2003) 67
17. Clarence Moore (2000-04) 57
18. Robert Brooks (2001-04) 52
19. Duane Ferrell (1985-88) 52
20. Dennis Scott (1988-90) 51

Games Played

1. Malcolm Mackey (1990-93) 130
   Marvin Lewis (2001-04) 130
   Anthony McHenry (2002-05) 130
4. Craig Neal (1984-88) 127
   Duane Ferrell (1985-88) 127
   Brian Oliver (1987-90) 127
7. Mark Price (1983-86) 126
   Bruce Dalrymple (1984-87) 126
   Michael Maddox (1995-98) 126
   Isma'il Muhammad (2002-05) 126
11. John Salley (1983-86) 125
12. Travis Best (1992-95) 124
    Matt Harpring (1995-98) 124
    Alvin Jones (1998-01) 124
    T.J. Vines (1998-01) 124
16. Tom Hammonds (1986-89) 123
    Ivano Newbill (1991-94) 123
    Anthony Morrow (2005-08) 123
19. Eddie Elisma (1994-97) 122
    Tony Akins (1999-02) 122
    B.J. Elder (2002-05) 122

Games Started

1. Malcolm Mackey (1990-93) 127
2. Mark Price (1983-86) 126
   Bruce Dalrymple (1984-87) 126
4. John Salley (1983-86) 125
5. Travis Best (1992-95) 122
   Tom Hammonds (1986-89) 122
   Duane Ferrell (1985-88) 122
8. Matt Harpring (1995-98) 119
9. Alvin Jones (1998-01) 118
10. Tony Akins (1999-02) 117

Minutes Played

1. Mark Price (1983-86) 4604
2. Travis Best (1992-95) 4504
3. Matt Harpring (1995-98) 4472
4. Brian Oliver (1987-90) 4425
5. Tom Hammonds (1986-89) 4387
6. Bruce Dalrymple (1984-87) 4331
7. John Salley (1983-86) 4197
8. Malcolm Mackey (1990-93) 4141
9. Duane Ferrell (1985-88) 3979
10. Tony Akins (1999-02) 3969
11. Drew Barry (1993-96) 3910
12. Alvin Jones (1998-01) 3880
13. James Forrest (1992-95) 3775
14. Dennis Scott (1988-90) 3686
15. Marvin Lewis (2001-04) 3664
16. Michael Maddox (1995-98) 3640
17. Jarrett Jack (2003-05) 3260
18. Eddie Elisma (1994-97) 3188
19. B.J. Elder (2002-05) 3130
20. Craig Neal (1984-88) 3095

Minutes Per Game

1. Kenny Anderson (1990-91) 38.3
2. Dennis Scott (1988-90) 37.2
3. Mark Price (1983-86) 36.5
4. Travis Best (1992-95) 36.3
5. Matt Harpring (1995-98) 36.1
6. Jon Barry (1991-92) 35.7
   Tom Hammonds (1986-89) 35.7
8. Brian Oliver (1987-90) 34.8
9. Bruce Dalrymple (1984-87) 34.4
10. John Salley (1983-86) 33.6
11. Drew Barry (1993-96) 33.4
12. Jason Collier (1999-00) 33.2

Season Leaders

Points

1. Dennis Scott (1989-90) 970
2. Rich Yunkus (1970-71) 815
3. Rich Yunkus (1969-70) 814
4. Kenny Anderson (1990-91) 776
5. Brian Oliver (1989-90) 724
6. Kenny Anderson (1989-90) 721
7. Matt Harpring (1997-98) 691
8. Stephon Marbury (1995-96) 679
9. Matt Harpring (1995-96) 670
10. Dennis Scott (1988-89) 649
11. Roger Kaiser (1959-60) 638
12. Tom Hammonds (1988-89) 627
13. Sammy Drummer (1978-79) 616
14. Roger Kaiser (1960-61) 608
    Dion Glover (1997-98) 608
16. Travis Best (1994-95) 607
17. Rich Yunkus (1968-69) 603
18. Jon Barry (1991-92) 602
19. Duane Ferrell (1987-88) 595
20. Mark Price (1985-86) 590
21. James Forrest (1992-93) 586
22. Mark Price (1984-85) 583
23. Sammy Drummer (1977-78) 568
    Mark Price (1982-83) 568
    B.J. Elder (2003-04) 568

Scoring Average

1. Rich Yunkus (1969-70) 30.1
2. Dennis Scott (1989-90) 27.7
3. Kenny Anderson (1990-91) 25.9
4. Rich Yunkus (1970-71) 25.5
5. Rich Yunkus (1968-69) 24.1
6. Sammy Drummer (1978-79) 23.7
7. Roger Kaiser (1960-61) 23.4
8. Roger Kaiser (1959-60) 22.8
9. Matt Harpring (1997-98) 21.6
10. Brian Oliver (1989-90) 21.3
11. Sammy Drummer (1977-78) 21.0
12. Tom Hammonds (1988-89) 20.9
13. Kenny Anderson (1989-90) 20.6
14. Dennis Scott (1988-89) 20.3
    Mark Price (1982-83) 20.3
16. Travis Best (1994-95) 20.2
17. Phil Wagner (1967-68) 19.6
18. Phil Wagner (1966-67) 19.5
    James Forrest (1992-93) 19.5

Rebounds

1. Jim Caldwell (1963-64) 364
2. Rich Yunkus (1970-71) 356
3. Jim Caldwell (1964-65) 346
4. Rich Yunkus (1969-70) 323
5. Malcolm Mackey (1990-91) 321
6. Malcolm Mackey (1991-92) 316
7. Alvin Jones (2000-01) 312
8. Malcolm Mackey (1992-93) 306
9. Matt Harpring (1997-98) 302
    Alvin Jones (1998-99) 302
11. Matt Harpring (1995-96) 293
12. Lenny Cohen (1956-57) 288
13. Jim Caldwell (1962-63) 283
14. Chris Bosh (2002-03) 278
15. Jason Collier (1999-00) 276
    Rich Yunkus (1968-69) 276
17. Alan Nass (1960-61) 271
18. Eddie Elisma (1995-96) 264
19. Malcolm Mackey (1989-90) 262
20. Matt Geiger (1991-92) 254

Rebound Average

1. Jim Caldwell (1963-64) 14.0
2. Jim Caldwell (1964-65) 13.8
3. Rich Yunkus (1969-70) 12.0
4. Lenny Cohen (1956-57) 11.1
    Rich Yunkus (1970-71) 11.1
6. Rich Yunkus (1968-69) 11.0
7. Jim Caldwell (1962-63) 10.9
    Dave Denton (1957-58) 10.9
9. Malcolm Mackey (1990-91) 10.7
10. Alan Nass (1960-61) 10.4
    Alvin Jones (2000-01) 10.4
12. Malcolm Mackey (1992-93) 10.2
13. Alvin Jones (1998-99) 9.7
14. Jim Wood (1974-75) 9.6
15. Alan Nass (1961-62) 9.4
16. Matt Harpring (1997-98) 9.4
17. Mike Green (1974-75) 9.3
18. Jason Collier (1999-00) 9.2
19. Malcolm Mackey (1991-92) 9.0
    Chris Bosh (2002-03) 9.0

Field Goals

1. Dennis Scott (1989-90) 336
2. Rich Yunkus (1969-70) 317
3. Rich Yunkus (1970-71) 314
4. Kenny Anderson (1989-90) 283
5. Kenny Anderson (1990-91) 278
6. Brian Oliver (1989-90) 260
7. Sammy Drummer (1978-79) 257
8. Tom Hammonds (1988-89) 250
9. James Forrest (1992-93) 246
10. Rich Yunkus (1968-69) 243
11. Roger Kaiser (1959-60) 237
12. Stephon Marbury (1995-96) 235
13. Mark Price (1985-86) 233
    Matt Harpring (1995-96) 233
15. Sammy Drummer (1977-78) 232
16. Duane Ferrell (1987-88) 230
    Matt Harpring (1997-98) 230
18. Tom Hammonds (1987-88) 229
19. Dennis Scott (1988-89) 227
20. Mark Price (1984-85) 223

Field Goal Attempts

1. Dennis Scott (1989-90) 722
2. Rich Yunkus (1970-71) 691
3. Kenny Anderson (1990-91) 636
4. Rich Yunkus (1969-70) 568
5. Sammy Drummer (1978-79) 556
6. Kenny Anderson (1989-90) 549
7. Roger Kaiser (1960-61) 517
8. Stephon Marbury (1995-96) 514
9. Dennis Scott (1988-89) 512
10. Sammy Drummer (1977-78) 504
    Brian Oliver (1989-90) 504
    Matt Harpring (1997-98) 504
13. Roger Kaiser (1959-60) 503
    Dion Glover (1997-98) 503
15. Bud Blemker (1957-58) 471
16. Travis Best (1994-95) 469
17. Jon Barry (1991-92) 468
    B.J. Elder (2003-04) 468
19. Tom Hammonds (1988-89) 465
    Rich Yunkus (1968-69) 465

Field Goal Percentage

1. Eddie Elisma (1995-96) ..... .639
2. Lee Goza (1981-82) ..... .636
3. Bill Mayer (1969-70) ..... .634
4. John Salley (1984-85) ..... .627
5. Ra'Sean Dickey (2004-05) ..... .621
6. Matt Geiger (1991-92) ..... .611
7. Lenny Horton (1977-78) ..... .610
8. Lenny Horton (1978-79) ..... .610
9. Lee Goza (1980-81) ..... .609
    Tom Hammonds (1985-86) ..... .609
11. John Salley (1985-86) ..... .606
12. Ra'Sean Dickey (2005-06) ..... .597
13. Jeremis Smith (2006-07) ..... .596
    Ra'Sean Dickey (2006-07) ..... .596
15. Duane Ferrell (1985-86) ..... .595
16. John Salley (1983-84) ..... .589
17. Luke Schenscher (2001-02) ..... .587
18. Lenny Horton (1979-80) ..... .584
19. Kerry O'Brien (1979-80) ..... .580
20. Tom Hammonds (1987-88) ..... .579

3-Point Field Goals

1. Dennis Scott (1989-90) 137
2. Dennis Scott (1988-89) 116
3. Jon Barry (1991-92) 99
4. Dennis Scott (1987-88) 98
    Tony Akins (2001-02) 98
6. Stephon Marbury (1995-96) 88
7. Marvin Lewis (2003-04) 82
8. Anthony Morrow (2007-08) 81
9. Travis Best (1992-93) 80
10. Tony Akins (2000-01) 78
    Anthony Morrow (2005-06) 78
12. Jon Barry (1990-91) 77
    Drew Barry (1995-96) 77
    B.J. Elder (2003-04) 77
15. Mark Price (1982-83*) 73
    Travis Best (1994-95) 73
17. Fred Vinson (1993-94) 72
    Shaun Fein (2000-01) 72
19. Jason Floyd (1998-99) 69
20. Tony Akins (1999-00) 68
    Shaun Fein (1999-00) 68

***3-pt line of 17ft-9in for 1982-83 season; no 3-pt shot from 1983-86; 19ft-9in from 1986-87 through 2007-08.**

3-Point Field Goal Attempts

1. Dennis Scott (1989-90) 331
2. Dennis Scott (1988-89) 292
3. Jon Barry (1991-92) 265
4. Tony Akins (2001-02) 243
5. Stephon Marbury (1995-96) 238
6. Jason Floyd (1998-99) 211
7. Jon Barry (1990-91) 209
    Drew Barry (1995-96) 209
9. Dennis Scott (1987-88) 208
10. Marvin Lewis (2003-04) 206
    B.J. Elder (2003-04) 206
12. Tony Akins (1998-99) 198
13. Travis Best (1994-95) 192
14. Matt Harpring (1996-97) 190
15. Shaun Fein (1999-00) 186
    Tony Akins (2000-01) 186
17. Tony Akins (1999-00) 185
    Kenny Anderson (1990-91) 185
19. Shaun Fein (2000-01) 182
    Anthony Morrow (2005-06) 182

3-Point Field Goal Pct.

1. Bryan Hill (1990-91) ..... .480
2. Chris Bosh (2002-03) ..... .478
3. Lewis Clinch (2006-07) ..... .476
4. Dennis Scott (1987-88) ..... .471
5. Travis Best (1992-93) ..... .457
6. Anthony Morrow (2007-08) ..... .448
7. Jarrett Jack (2004-05) ..... .442
8. Mark Price (1982-83*) ..... .440
9. Matt Harpring (1995-96) ..... .429
    Anthony Morrow (2005-06) ..... .429
11. Drew Barry (1994-95) ..... .427
    T.J. Vines (1998-99) ..... .427
13. Matt Causey (2007-08) ..... .424
14. Michael Maddox (1995-96) ..... .426
15. Tony Akins (2000-01) ..... .419
    Thaddeus Young (2006-07) ..... .419
17. Anthony Morrow (2006-07) ..... .418
18. Craig Neal (1986-87) ..... .415
19. Dennis Scott (1989-90) ..... .414
20. Kenny Anderson (1989-90) ..... .410

Free Throws

1. Rich Yunkus (1970-71) 187
2. Rich Yunkus (1969-70) 180
3. Matt Harpring (1997-98) 179
4. Roger Kaiser (1960-61) 176
5. Roger Kaiser (1959-60) 164
6. Dennis Scott (1989-90) 161
7. Kenny Anderson (1990-91) 155
8. Jarrett Jack (2003-04) 154
9. Brian Oliver (1989-90) 147
10. Bobby Kimmel (1956-57) 143
11. Matt Harpring (1995-96) 138
12. Mark Price (1984-85) 137
13. Brook Steppe (1979-80) 135
14. Alvin Jones (2000-01) 133
15. Duane Ferrell (1987-88) 131
16. Dave Denton (1959-60) 129
    Malcolm Mackey (1991-92) 129
18. Chris Bosh (2002-03) 127
19. Tom Hammonds (1988-89) 126
20. Mark Price (1985-86) 124

Free Throw Attempts

1. Rich Yunkus (1970-71) 241
2. Alvin Jones (2000-01) 223
3. Matt Harpring (1997-98) 221
4. Rich Yunkus (1969-70) 217
5. Bobby Kimmel (1956-57) 216
6. Brian Oliver (1989-90) 204
7. Roger Kaiser (1960-61) 203
    Dennis Scott (1989-90) 203
9. Alvin Jones (1998-99) 201
10. Jarrett Jack (2003-04) 192
11. Roger Kaiser (1959-60) 190
12. Malcolm Mackey (1991-92) 189
13. Kenny Anderson (1990-91) 187
14. Dion Glover (1997-98) 186
15. Lenny Cohen (1956-57) 183
16. Dave Denton (1959-60) 183
17. Matt Harpring (1995-96) 181
18. Alvin Jones (1999-00) 179
19. Duane Ferrell (1987-88) 175
20. Chris Bosh (2002-03) 174

Free Throw Percentage

1. Anthony Morrow (2005-06) ..... .887
2. Mark Price (1982-83) ..... .877
3. R.D. Craddock (1963-64) ..... .876
4. Andy McCain (1971-72) ..... .869
5. Marvin Lewis (2000-01) ..... .868
6. Roger Kaiser (1959-60) ..... .867
7. Travis Best (1993-94) ..... .866
    Jarrett Jack (2004-05) ..... .866
9. Roger Kaiser (1958-59) ..... .865
10. R.D. Craddock (1962-63) ..... .865
11. Dave Clark (1966-67) ..... .862
12. Keith Weekly (1961-62) ..... .859
    Anthony Morrow (2007-08) ..... .859
14. Mark Price (1985-86) ..... .855
15. Steve Sherbak (1972-73) ..... .848
16. Anthony Morrow (2006-07) ..... .845
17. Travis Best (1994-95) ..... .847
18. Bob Seemer (1968-69) ..... .844
19. Jason Floyd (1998-99) ..... .842
20. Mark Price (1984-85) ..... .840

Assists

1. Craig Neal (1987-88) 303
2. Kenny Anderson (1989-90) 285
3. Drew Barry (1995-96) 238
4. Brian Oliver (1988-89) 223
5. Jarrett Jack (2003-04) 213
6. Jon Barry (1991-92) 207
7. Travis Best (1991-92) 198
8. Jarrett Jack (2002-03) 185
9. Javaris Crittenton (2006-07) 184
10. Drew Barry (1994-95) 181
11. Travis Best (1992-93) 176
    Tony Akins (2001-02) 176
13. Craig Neal (1986-87) 171
14. Kenny Anderson (1990-91) 169
15. Travis Best (1993-94) 167
16. Drew Barry (1992-93) 164
17. Jim Thorne (1969-70) 163
18. Stephon Marbury (1995-96) 161
19. Jim Thorne (1970-71) 160
20. Travis Best (1994-95) 151

Assist Average

1. Craig Neal (1987-88) 9.5
2. Kenny Anderson (1989-90) 8.1
3. Brian Oliver (1988-89) 7.0
4. Drew Barry (1994-95) 6.7
5. Drew Barry (1995-96) 6.6
6. Jarrett Jack (2002-03) 6.0
7. Drew Barry (1993-94) 5.9
8. Travis Best (1992-93) 5.9
9. Jon Barry (1991-92) 5.9
10. Craig Neal (1986-87) 5.9
11. Travis Best (1993-94) 5.8
12. Javaris Crittenton (2006-07) 5.8
13. Travis Best (1991-92) 5.7
    Tony Akins (2001-02) 5.7
15. Kenny Anderson (1990-91) 5.6
    Jarrett Jack (2003-04) 5.6

Steals

1. Kenny Anderson (1990-91) 89
2. Kenny Anderson (1989-90) 79
3. Jarrett Jack (2003-04) 74
4. Jon Barry (1991-92) 71
5. Bruce Dalrymple (1985-86) 70
    Dion Glover (1997-98) 70
7. Mark Price (1984-85) 66
8. Bruce Dalrymple (1984-85) 65
9. Drew Barry (1995-96) 65
    Javaris Crittenton (2006-07) 65
11. Mark Price (1985-86) 64
12. Stephon Marbury (1995-96) 63
    Matt Harpring (1995-96) 63
14. Dennis Scott (1989-90) 62
15. George Thomas (1982-83) 60
    Travis Best (1994-95) 60
17. Tony Akins (2001-02) 59
18. Travis Best (1993-94) 58
    Jarrett Jack (2004-05) 58
20. Craig Neal (1987-88) 56

Blocked Shots

1. Alvin Jones (1997-98) 141
2. Alvin Jones (1998-99) 107
3. Alvin Jones (2000-01) 101
4. John Salley (1984-85) 82
5. Alvin Jones (1999-00) 76
6. John Salley (1983-84) 67
    Chris Bosh (2002-03) 67
8. Matt Geiger (1991-92) 65
    Eddie Elisma (1995-96) 65
10. Malcolm Mackey (1992-93) 61
11. John Salley (1985-86) 59
    Luke Schenscher (2004-05) 56
13. Malcolm Mackey (1990-91) 54
    Eddie Elisma (1996-97) 54
    Luke Schenscher (2003-04) 54
16. Antoine Ford (1986-87) 45
17. Malcolm Mackey (1991-92) 43
    Ra'Sean Dickey (2005-06) 43
19. Malcolm Mackey (1989-90) 41
20. Anthony McHenry (2004-05) 37

Minutes Played

1. Dennis Scott (1989-90) 1368
2. Drew Barry (1995-96) 1351
3. Stephon Marbury (1995-96) 1345
4. Matt Harpring (1995-96) 1328
5. Kenny Anderson (1989-90) 1321
6. Mark Price (1984-85) 1302
7. Brian Oliver (1989-90) 1277
8. Bruce Dalrymple (1984-85) 1247
9. John Salley (1984-85) 1231
    Jon Barry (1991-92) 1231
11. Travis Best (1991-92) 1227
12. Malcolm Mackey (1991-92) 1211
13. Dennis Scott (1988-89) 1205
14. Mark Price (1985-86) 1204
15. Jarrett Jack (2003-04) 1185
16. Kenny Anderson (1990-91) 1167
17. Brian Oliver (1988-89) 1163
    Matt Harpring (1997-98) 1163
    Dion Glover (1997-98) 1163
20. John Salley (1985-86) 1145

Minutes Per Game

1. Dennis Scott (1989-90) 39.1
2. Kenny Anderson (1990-91) 38.9
3. Kenny Anderson (1989-90) 37.7
    Dennis Scott (1988-89) 37.7
5. Matt Harpring (1996-97) 37.6
    Brian Oliver (1989-90) 37.6
7. Drew Barry (1995-96) 37.5
    Travis Best (1994-95) 37.5
    Tom Hammonds (1986-87) 37.5
10. Stephon Marbury (1995-96) 37.4

Top Scoring Tandems*

No.	Player (Points)	Total	Year
1.	Dennis Scott (970) and Brian Oliver (724)	1,694	1989-90
2.	Stephon Marbury (679) and Matt Harpring (670)	1,349	1995-96
3.	Matt Harpring (691) and Dion Glover (608)	1,299	1997-98
4.	Dennis Scott (649) and Tom Hammonds (627)	1,276	1988-89
5.	Kenny Anderson (776) and Jon Barry (478)	1,254	1990-91
6.	Duane Ferrell (595) and Tom Hammonds (567)	1,162	1987-88
7.	Jon Barry (602) and Malcolm Mackey (553)	1,155	1991-92
9.	Mark Price (583) and John Salley (491)	1,074	1984-85
	James Forrest (586) and Travis Best (488)	1,074	1992-93
11.	Travis Best (607) and James Forrest (451)	1,058	1994-95
12.	Roger Kaiser (638) and Dave Denton (419)	1,057	1959-60
13.	B.J. Elder (568) and Jarrett Jack (474)	1,042	2003-04
14.	Mark Price (590) and John Salley (445)	1,035	1985-86
15.	Sammy Drummer (616) and Tico Brown (413)	1,029	1978-79
16.	Travis Best (532) and James Forrest (475)	1,007	1993-94
17.	Javaris Crittenton (460) and Thaddeus Young (445)	1,005	2006-07
18.	Sammy Drummer (568) and Tico Brown (435)	1,003	1977-78

***Minimum 1,000 total points, 400 by each player**

Top Rebounding Tandems

No.	Player (Rebounds)	Total	Year
1.	Malcolm Mackey (316) and Matt Geiger (254)	570	1991-92
2.	Matt Harpring (293) and Eddie Elisma (264)	557	1995-96
3.	Malcolm Mackey (306) and James Forrest (226)	532	1992-93
4.	Matt Harpring (302) and Michael Maddox (221)	523	1997-98
5.	Jason Collier (276) and Alvin Jones (241)	517	1999-00
6.	Lenny Cohen (288) and Bobby Kimmel (223)	511	1956-57
7.	Jim Caldwell (283) and Alan Nass (224)	507	1962-63
8.	Malcolm Mackey (262) and Dennis Scott (231)	493	1989-90
9.	Jim Wood (249) and Mike Green (232)	481	1974-75
	Chris Bosh (278) and Ed Nelson (203)	481	2002-03

***Minimum 500 total rebounds, 200 by each player**

Top Assist Tandems

No.	Player (Assists)	Total	Year
1.	Craig Neal (303) and Dennis Scott (116)	419	1987-88
2.	Jon Barry (207) and Travis Best (198)	405	1991-92
3.	Drew Barry (238) and Stephon Marbury (161)	399	1995-96
4.	Kenny Anderson (285) and Brian Oliver (111)	396	1989-90
5.	Brian Oliver (223) and Karl Brown (125)	348	1988-89
6.	Travis Best (176) and Drew Barry (164)	340	1992-93
7.	Drew Barry (181) and Travis Best (151)	332	1994-95
8.	Travis Best (167) and Drew Barry (141)	308	1993-94
9.	Mark Price (148) and Bruce Dalrymple (138)	286	1985-86
10.	Mark Price (150) and Bruce Dalrymple (135)	285	1984-85
11.	Kenny Anderson (169) and Jon Barry (110)	279	1990-91
	Craig Neal (121) and Bruce Dalrymple (108)	279	1986-87

***Minimum 250 total assists, 100 by each player**



DENNIS SCOTT



CRAIG NEAL

ACC Statistical Leaders

Individual

Points Per Game
1982-83 Mark Price 20.3
1989-90 Dennis Scott 27.7

Field Goal Percentage
1984-85 John Salley ..... .627
2002-03 Chris Bosh ..... .560

3-Point Field Goal Percentage
1987-88 Dennis Scott ..... .464
1992-93 Travis Best ..... .457
2005-06 Anthony Morrow ..... .429
2007-08 Anthony Morrow ..... .448

3-Point Field Goals Per Game
1987-88 Dennis Scott 3.1
1988-89 Dennis Scott 3.6
1989-90 Dennis Scott 3.9
2001-02 Tony Akins 3.2

Free Throw Percentage
1982-83 Mark Price ..... .877
1993-94 Travis Best ..... .864
1994-95 Travis Best ..... .847

Rebounds Per Game
1999-00 Jason Collier 9.2
2000-01 Alvin Jones 10.4

Offensive Rebounds Per Game
1992-93 Malcolm Mackey 4.6
1996-97 Eddie Elisma 3.96

Assists Per Game
1987-88 Craig Neal 9.5
1989-90 Kenny Anderson 8.1
1993-94 Drew Barry 5.9
1994-95 Drew Barry 6.7
1995-96 Drew Barry 6.6

Steals Per Game
1990-91 Kenny Anderson 3.0

Blocks Per Game
1983-84 John Salley 2.3
1997-98 Alvin Jones 4.3
1998-99 Alvin Jones 3.5
1999-00 Alvin Jones 2.5
2002-03 Chris Bosh 2.2

Minutes Per Game
1989-90 Dennis Scott 39.1
1990-91 Kenny Anderson 38.9
1993-94 Travis Best 37.5
1995-96 Drew Barry 37.5
1996-97 Matt Harpring 37.6

Team

Points Allowed Per Game
1979-80 ..... 59.9

Field Goal Percentage Defense
1991-92 ..... .419
2003-04 ..... .388

3-Pt. Field Goal Pct. Defense
2003-04 ..... .297

Free Throw Percentage
1986-87 ..... .760
1988-89 ..... .758

3-Point Field Goals Per Game
1989-90 ..... 7.4

3-Point Field Goal Percentage
1991-92 ..... .367
2001-02 ..... .376

Blocked Shots Per Game
1991-92 ..... 5.1
1997-98 ..... 6.3

Steals Per Game
2006-07 ..... 9.9

Turnover Margin
1994-95 ..... +3.4

Annual Statistical Leaders

Scoring Average

Season	Player	G	Pts	Avg
1952-53	Pete Silas	22	374	17.0
1953-54	Dick Lenholt	24	300	12.5
1954-55	Joe Helms	25	362	14.5
1955-56	Bobby Kimmel	23	433	18.8
1956-57	Bud Blemker	26	426	16.4
1957-58	Bud Blemker	26	452	17.4
1958-59	Bud Blemker	26	388	14.9
1959-60	Roger Kaiser	28	638	22.8
1960-61	Roger Kaiser	26	608	23.4
1961-62	Mike Tomasovich	26	342	13.2
1962-63	Jim Caldwell	26	357	13.7
1963-64	Jim Caldwell	26	363	14.0
1964-65	Jim Caldwell	25	434	17.4
1965-66	Phil Wagner	26	387	14.9
1966-67	Phil Wagner	21	410	19.5
1967-68	Phil Wagner	20	392	19.6
1968-69	Rich Yunkus	25	603	24.1
1969-70	Rich Yunkus	27	814	30.1
1970-71	Rich Yunkus	32	815	25.5
1971-72	Steve Post	26	394	15.2
1972-73	Steve Sherbak	25	369	14.8
1973-74	Jim Wood	25	278	11.1
1974-75	Jim Wood	26	389	15.0
1975-76	Jim Wood	27	398	14.7
1976-77	Tico Brown	28	460	16.4
1977-78	Sammy Drummer	27	568	21.0
1978-79	Sammy Drummer	26	616	23.7
1979-80	Brook Steppe	26	491	18.9
1980-81	Fred Hall	27	330	12.2
1981-82	Brook Steppe	25	445	17.8
1982-83	Mark Price	28	568	20.3
1983-84	Mark Price	29	452	15.6
1984-85	Mark Price	35	583	16.7
1985-86	Mark Price	34	590	17.4
1986-87	Duane Ferrell	29	520	17.9
1987-88	Tom Hammonds	30	567	18.9
1988-89	Tom Hammonds	30	627	20.9
1989-90	Dennis Scott	35	970	27.7
1990-91	Kenny Anderson	30	776	25.9
1991-92	Jon Barry	35	602	17.2
1992-93	James Forrest	30	586	19.5
1993-94	James Forrest	25	475	19.0
1994-95	Travis Best	30	607	20.2
1995-96	Stephon Marbury	36	679	18.9
1996-97	Matt Harpring	27	513	19.0
1997-98	Matt Harpring	32	691	21.6
1998-99	Jason Collier	25	430	17.2
1999-00	Jason Collier	30	509	17.0
2000-01	Tony Akins	30	436	14.5
2001-02	Tony Akins	31	528	17.0
2002-03	Chris Bosh	31	485	15.6
2003-04	B.J. Elder	38	568	14.9
2004-05	Jarrett Jack	32	497	15.5
2005-06	Anthony Morrow	28	449	16.0
2006-07	Javaris Crittenton	32	460	14.4
	Thaddeus Young	31	445	14.4
2007-08	Anthony Morrow	32	456	14.3

Rebound Average

Season	Player	G	Reb	Avg
1952-53	Pete Silas	22	301	13.7
1953-54	record not available			
1954-55	Dick Lenholt	25	264	10.6
1955-56	Lenny Cohen	23	215	9.3
1956-57	Lenny Cohen	26	288	11.1
1957-58	Dave Denton	22	239	10.9
1958-59	Frank Inman	25	179	7.2
1959-60	Dave Denton	28	239	8.5
1960-61	Alan Nass	26	271	10.4
1961-62	Alan Nass	26	244	9.4
1962-63	Jim Caldwell	26	283	10.9
1963-64	Jim Caldwell	26	364	14.0
1964-65	Jim Caldwell	25	346	13.8
1965-66	Pete Thorne	26	184	7.1
1966-67	Pete Thorne	26	170	6.5
1967-68	Phil Wagner	20	132	6.6
1968-69	Rich Yunkus	25	276	11.0
1969-70	Rich Yunkus	27	323	12.0
1970-71	Rich Yunkus	32	356	11.1
1971-72	Karl Binns	24	156	6.5
1972-73	Andy McCain	24	193	8.0
1973-74	Harry Allen	25	153	5.9
1974-75	Jim Wood	26	249	9.6
1975-76	Mike Green	27	171	6.3
1976-77	Jim Wood	28	187	6.7
1977-78	Lenny Horton	27	202	7.5
1978-79	Lenny Horton	26	198	7.6
1979-80	Lenny Horton	26	170	6.5
1980-81	Lee Goza	27	177	6.6
1981-82	Brook Steppe	25	136	5.4
1982-83	John Salley	27	153	5.7
1983-84	Yvon Joseph	29	208	7.2
1984-85	John Salley	35	250	7.1
1985-86	John Salley	34	228	6.7
1986-87	Tom Hammonds	29	208	7.2
1987-88	Tom Hammonds	30	216	7.2
1988-89	Tom Hammonds	30	242	8.1
1989-90	Malcolm Mackey	35	262	7.5
1990-91	Malcolm Mackey	30	321	10.7
1991-92	Malcolm Mackey	35	316	9.0
1992-93	Malcolm Mackey	30	306	10.2
1993-94	James Forrest	25	198	7.9
1994-95	James Forrest	24	198	8.3
1995-96	Matt Harpring	36	293	8.1
1996-97	Matt Harpring	27	222	8.2
	Eddie Elisma	27	222	8.2
1997-98	Matt Harpring	32	302	9.4
1998-99	Alvin Jones	31	302	9.7
1999-00	Jason Collier	30	276	9.2
2000-01	Alvin Jones	30	312	10.4
2001-02	Ed Nelson	31	215	6.9
2002-03	Chris Bosh	31	278	9.0
2003-04	Luke Schenscher	38	252	6.6
2004-05	Luke Schenscher	32	235	7.3
2005-06	Jeremis Smith	28	230	8.2
2006-07	Jeremis Smith	32	190	5.9
2007-08	Jeremis Smith	32	227	7.1

Field Goal Percentage

Season	Player	G	FG-FGA	Pct
1952-53	Bill Cohen	22	79-207	.382
1953-54	Dick Lenholt	24	115-306	.376
1954-55	Bill Cohen	25	94-252	.373
1955-56	Bobby Kimmel	23	137-342	.401
1956-57	Terry Randall	26	153-346	.442
1957-58	Terry Randall	25	157-387	.406
1958-59	Terry Randall	26	138-324	.426
1959-60	Roger Kaiser	28	237-503	.471
1960-61	Josh Powell	22	51-121	.421
1961-62	Josh Powell	26	99-231	.429
1962-63	Charlie Spooner	24	41-83	.494
1963-64	R.D. Craddock	25	113-253	.447
1964-65	R.D. Craddock	25	144-294	.490
1965-66	Pete Caldwell	25	55-111	.495
1966-67	Phil Wagner	21	164-291	.564
1967-68	Stan Guth	17	58-108	.537
1968-69	Rich Yunkus	25	243-465	.523
1969-70	Bill Mayer	27	123-194	.634
1970-71	Tommy Wilson	31	103-207	.498
1971-72	Steve Post	26	146-271	.539
1972-73	Andy McCain	24	152-308	.493
1973-74	Jim Wood	25	119-257	.463
1974-75	Jim Wood	26	167-327	.510
1975-76	Mike Green	27	81-150	.540
1976-77	Randy Foster	28	91-173	.526
1977-78	Lenny Horton	27	107-175	.611
1978-79	Lenny Horton	26	136-223	.610
1979-80	Lenny Horton	26	171-293	.584
1980-81	Lee Goza	27	106-174	.609
1981-82	Lee Goza	26	70-110	.636
1982-83	John Salley	27	104-207	.502
1983-84	John Salley	29	126-214	.589
1984-85	John Salley	35	193-308	.627
1985-86	Tom Hammonds	34	168-276	.609
1986-87	Tom Hammonds	29	206-362	.569
1987-88	Tom Hammonds	30	229-403	.568
1988-89	Brian Oliver	32	191-345	.554
1989-90	Brian Oliver	34	260-504	.516
1990-91	Malcolm Mackey	30	190-345	.551
1991-92	Matt Geiger	35	165-270	.611
1992-93	James Forrest	30	246-454	.542
1993-94	Ivano Newbill	29	66-121	.545
1994-95	Eddie Elisma	30	75-145	.517
1995-96	Eddie Elisma	36	129-202	.639
1996-97	Eddie Elisma	27	102-200	.510
1997-98	Alvin Jones	33	80-161	.497
1998-99	Alvin Jones	31	145-277	.523
1999-00	Jason Collier	30	178-376	.473
2000-01	Alvin Jones	30	134-278	.482
2001-02	Ed Nelson	31	101-202	.500
2002-03	Chris Bosh	31	168-300	.560
2003-04	Isma'il Muhammad	38	96-203	.570
2004-05	Ra'Sean Dickey	29	54-87	.621
2005-06	Ra'Sean Dickey	28	148-248	.597
2006-07	Ra'Sean Dickey	32	106-178	.596
	Jeremis Smith	32	99-166	.596
2007-08	Gani Lawal	32	90-158	.570

3-Point Field Goal Percentage

Season	Player	G	3P-3PA	Pct
1982-83	Mark Price*	28	73-166	.440
1986-87	Craig Neal	29	34-82	.415
1987-88	Dennis Scott	32	98-208	.471
1988-89	Brian Oliver	32	28-70	.400
1989-90	Dennis Scott	35	137-331	.414
1990-91	Bryan Hill	29	24-50	.480
1991-92	Travis Best	35	56-145	.386
1992-93	Travis Best	30	80-175	.457
1993-94	Fred Vinson	29	72-181	.398
1994-95	Drew Barry	27	50-117	.427
1995-96	Matt Harpring	36	66-154	.429
1996-97	Matt Harpring	27	65-190	.342
1997-98	Jason Floyd	33	44-114	.386
1998-99	T.J. Vlnes	31	44-103	.427
1999-00	Jason Collier	30	31-84	.369
2000-01	Tony Akins	30	78-186	.419
2001-02	Tony Akins	31	98-243	.403
2002-03	Chris Bosh	31	22-46	.478
2003-04	Marvin Lewis	38	82-206	.398
2004-05	Jarrett Jack	32	46-104	.442
2005-06	Anthony Morrow	28	78-182	.429
2006-07	Thaddeus Young	31	39-93	.419
2007-08	Anthony Morrow	32	81-181	.448

Free Throw Percentage

Season	Player	G	FT-FTA	Pct.
1952-53	Howard Snead	22	74-104	.712
1953-54	Johnny Harwell	24	45-65	.692
1954-55	Bobby Kimmel	25	122-170	.718
1955-56	Bobby Kimmel	23	159-207	.768
1956-57	Bud Blemker	26	104-125	.832
1957-58	Bud Blemker	26	88-111	.793
1958-59	Roger Kaiser	26	106-127	.835
1959-60	Roger Kaiser	28	164-190	.864
1960-61	Roger Kaiser	26	176-203	.867
1961-62	Josh Powell	26	66-84	.786
1962-63	R.D. Craddock	26	64-74	.865
1963-64	R.D. Craddock	25	113-137	.825
1964-65	R.D. Craddock	25	92-105	.876
1965-66	Pres Judy	26	63-77	.818
1966-67	Phil Wagner	21	82-104	.788
1967-68	Dave Clark	25	75-87	.862
1968-69	Jim Thorne	24	55-70	.786
1969-70	Bob Seemer	27	76-90	.844
1970-71	Rich Yunkus	32	187-241	.776
1971-72	Steve Post	26	102-129	.791
1972-73	Andy McCain	24	53-61	.869
1973-74	Ray Schnitzer	25	40-53	.755
1974-75	Ray Schnitzer	26	92-115	.800
1975-76	Ray Schnitzer	27	46-56	.821
1976-77	Tico Brown	28	78-95	.821
1977-78	Sammy Drummer	27	104-128	.813
1978-79	Lenny Horton	26	65-78	.833
1979-80	Lenny Horton	26	104-127	.819
1980-81	Lee Goza	27	54-80	.675
1981-82	Brook Steppe	25	95-129	.736
1982-83	Mark Price	28	93-106	.877
1983-84	Mark Price	29	70-85	.824
1984-85	Mark Price	35	137-163	.840
1985-86	Mark Price	34	124-145	.855
1986-87	Duane Ferrell	29	112-138	.811
1987-88	Tom Hammonds	30	109-132	.826
1988-89	Dennis Scott	32	79-97	.814
1989-90	Dennis Scott	35	161-203	.793
1990-91	Kenny Anderson	30	155-187	.829
1991-92	Travis Best	35	72-98	.735
1992-93	Travis Best	30	82-109	.752
1993-94	Travis Best	29	123-142	.866
1994-95	Travis Best	30	116-137	.847
1995-96	Drew Barry	36	105-133	.789
1996-97	Eddie Elisma	27	57-79	.722
1997-98	Matt Harpring	32	179-221	.810
1998-99	Jason Floyd	31	48-57	.842
1999-00	Tony Akins	30	55-71	.775
2000-01	Marvin Lewis	30	46-53	.868
2001-02	Marvin Lewis	31	63-72	.875
2002-03	Marvin Lewis	31	60-73	.822
2003-04	Jarrett Jack	38	154-192	.802
2004-05	Jarrett Jack	32	123-142	.866
2005-06	Anthony Morrow	28	63-71	.887
2006-07	Anthony Morrow	32	49-58	.845
2007-08	Anthony Morrow	32	67-78	.859

Assist Average

Season	Player	G	No	Avg
1965-66	Phil Wagner	26	99	3.8
1966-67	Phil Wagner	21	88	4.2
1967-68	Phil Wagner	20	78	3.9
1968-69	Jim Thorne	24	88	3.7
1969-70	Jim Thorne	27	163	6.0
1970-71	Jim Thorne	30	160	5.3
1971-72	Frank Samoylo	25	88	3.5
1972-73	Steve Sherbak	25	141	5.6
1973-74	Steve Sherbak	15	51	3.4
1974-75	Mike Bottorf	26	72	2.8
1975-76	Mike Bottorf	27	70	2.6
1976-77	Ray Schnitzer	28	60	2.1
1977-78	Billy Smith	27	61	2.3
1978-79	Billy Smith	25	49	2.0
1979-80	Brook Steppe	26	64	2.5
1980-81	George Thomas	21	64	3.0
1981-82	Brian Howard	25	62	2.5
1982-83	Mark Price	28	91	3.3
1983-84	Mark Price	29	121	4.2
1984-85	Mark Price	35	150	4.3
1985-86	Mark Price	34	148	4.4
1986-87	Craig Neal	29	171	5.9
1987-88	Craig Neal	32	303	9.5
1988-89	Brian Oliver	32	223	7.0
1989-90	Kenny Anderson	35	285	8.1
1990-91	Kenny Anderson	30	169	5.6
1991-92	Jon Barry	35	207	5.9
1992-93	Travis Best	30	176	5.9
1993-94	Drew Barry	24	141	5.9
1994-95	Drew Barry	27	181	6.7
1995-96	Drew Barry	36	238	6.6
1996-97	Kevin Morris	27	85	3.1
1997-98	Travis Spivey	33	143	4.3
1998-99	Tony Akins	31	148	4.8
1999-00	Tony Akins	30	108	3.6
2000-01	Tony Akins	30	128	4.3
2001-02	Tony Akins	31	176	5.7
2002-03	Jarrett Jack	31	185	6.0
2003-04	Jarrett Jack	38	213	5.6
2004-05	Jarrett Jack	32	145	4.5
2005-06	Zam Fredrick	28	110	3.9
2006-07	Javaris Crittenton	32	184	5.8
2007-08	Matt Causey	30	111	3.7

Blocked Shots

Season	Player	G	No	Avg
1976-77	Tico Brown	28	18	0.6
1977-78	Lenny Horton	27	8	0.3
1978-79	Steve Neal	26	15	0.6
1979-80	Lenny Horton	26	5	0.2
	Kerry O'Brien	26	5	0.2
1980-81	Lee Goza	27	14	0.5
1981-82	Brook Steppe	25	10	0.4
1982-83	John Salley	27	35	1.3
1983-84	John Salley	29	67	2.3
1984-85	John Salley	35	82	2.3
1985-86	John Salley	34	59	1.7
1986-87	Antoine Ford	29	45	1.6
1987-88	Duane Ferrell	32	24	0.8
1988-89	Tom Hammonds	30	26	0.9
1989-90	Malcolm Mackey	35	41	1.8
1990-91	Malcolm Mackey	30	54	1.8
1991-92	Matt Geiger	35	65	1.9
1992-93	Malcolm Mackey	30	61	2.0
1993-94	Eddie Elisma	29	26	0.9
1994-95	Eddie Elisma	30	35	1.2
1995-96	Eddie Elisma	36	65	1.8
1996-97	Eddie Elisma	27	54	2.0
1997-98	Alvin Jones	33	141	4.3
1998-99	Alvin Jones	31	107	3.5
1999-00	Alvin Jones	30	76	2.5
2000-01	Alvin Jones	30	101	3.4
2001-02	Luke Schenscher	19	22	1.2
2002-03	Chris Bosh	31	67	2.2
2003-04	Luke Schenscher	38	54	1.4
2004-05	Luke Schenscher	32	56	1.8
2005-06	Ra'Sean Dickey	28	43	1.5
2006-07	Ra'Sean Dickey	32	31	1.9
2007-08	Gani Lawal	32	32	1.0

Steals

Season	Player	G	No	Avg
1976-77	Ray Schnitzer	28	45	1.6
1977-78	Sammy Drummer	27	39	1.4
	Billy Smith	27	39	1.4
1978-79	Sammy Drummer	26	51	2.0
1979-80	Lenny Horton	26	36	1.4
1980-81	George Thomas	21	42	2.0
1981-82	Brook Steppe	25	26	1.0
1982-83	George Thomas	27	60	2.2
1983-84	Mark Price	29	55	1.9
1984-85	Mark Price	35	66	1.9
1985-86	Mark Price	34	64	1.9
1986-87	Bruce Dalrymple	28	51	1.8
1987-88	Craig Neal	32	56	1.8
1988-89	Dennis Scott	32	45	1.4
1989-90	Kenny Anderson	35	79	2.6
1990-91	Kenny Anderson	30	89	3.0
1991-92	Jon Barry	35	71	2.0
1992-93	Travis Best	30	51	1.7
1993-94	Travis Best	29	58	2.0
1994-95	Travis Best	30	60	2.0
1995-96	Drew Barry	36	65	1.8
1996-97	Kevin Morris	27	43	1.6
1997-98	Dion Glover	33	70	2.1
1998-99	Tony Akins	31	44	1.4
1999-00	Tony Akins	30	35	1.2
2000-01	T.J. Vines	30	39	1.2
2001-02	Tony Akins	31	59	1.9
2002-03	Jarrett Jack	31	51	1.6
2003-04	Jarrett Jack	38	74	1.9
2004-05	Jarrett Jack	32	58	1.8
2005-06	Mario West	22	45	2.0
2006-07	Javaris Crittenton	32	65	2.0
2007-08	Jeremis Smith	32	45	1.4



Balanced Scoring

Seasons in which five players averaged in double figures.

1991-92

Jon Barry	17.2
Malcolm Mackey	15.8
James Forrest	13.3
Travis Best	12.3
Matt Geiger	11.8

1985-86

Mark Price	17.4
John Salley	13.1
Tom Hammonds	12.2
Duane Ferrell	12.1
Bruce Dalrymple	10.8

1964-65

Jim Caldwell	17.4
R.D. Craddock	15.2
Pres Judy	10.7
Ron Scharf	10.5
Charles Kenney	10.5

Most Points

1.	3,096	1989-90
2.	2,911	2003-04
3.	2,888	1995-96
4.	2,813	1991-92
5.	2,614	1987-88
6.	2,566	1988-89
7.	2,553	1985-86
8.	2,518	1997-98
9.	2,515	2006-07
10.	2,514	1970-71

Highest Scoring Average

1.	88.5	1989-90
2.	82.8	1966-67
3.	82.5	1990-91
4.	81.7	1987-88
5.	81.6	1969-70
6.	80.4	1991-92
7.	80.3	1965-66
8.	80.22	1995-96
9.	80.19	1988-89
10.	80.0	1994-95

Lowest Scoring Average

1.	55.7	1980-81
2.	57.0	1979-80
3.	59.4	1981-82
4.	61.5	1996-97
5.	62.5	1961-62
6.	64.3	1960-61
7.	67.3	1998-99
8.	68.9	1975-76
9.	69.3	1959-60
10.	69.8	1983-84

Highest Scoring Margin

1.	+12.2	1978-79
2.	+11.6	1985-86
3.	+ 9.5	1960-61
4.	+ 9.4	2003-04
5.	+ 9.2	2006-07
6.	+ 9.0	1984-85
7.	+ 7.69	1987-88
8.	+ 7.66	1989-90
9.	+ 7.4	2004-05
10.	+ 7.0	1969-70

Most Field Goals

1.	1141	1989-90
2.	1031	1995-96
3.	1029	2003-04
4.	1008	1985-86
5.	1056	1991-92
6.	996	1987-88
7.	966	1970-71
8.	957	1988-89
9.	944	1990-91
10.	943	1984-85

Most Field Goal Attempts

1.	2302	1989-90
2.	2213	2003-04
3.	2183	1991-92
4.	2161	1995-96
5.	2113	1970-71
6.	2005	1997-98
7.	1995	1990-91
8.	1981	1987-88
9.	1978	1962-63
10.	1937	2001-02

Highest Field Goal Pct.

1.	.546 (1008-1846)	1985-86
2.	.529 (623-1178)	1981-82
3.	.516 (943-1827)	1984-85
4.	.511 (841-1647)	1969-70
5.	.509 (792-1556)	1983-84
6.	.503 (996-1981)	1987-88
7.	.497 (794-1598)	1978-79
8.	.4964 (957-1928)	1988-89
9.	.4957 (1141-2302)	1989-90
10.	.49373 (905-1833)	1992-93

Lowest Field Goal Pct.

1.	.348 (579-1645)	1955-56
2.	.359 (683-1903)	1957-58
3.	.362 (678-1874)	1956-57
4.	.372 (612-1643)	1961-62
5.	.3765 (605-1607)	1960-61
6.	.3761 (689-1832)	1958-59
7.	.396 (590-1489)	1996-97
8.	.400 (775-1936)	1973-74
9.	.407 (731-1978)	1962-63
10.	.4083 (706-1729)	1959-60
11.	.4078 (725-1778)	1999-00

Most 3-Point Field Goals

1.	296	1995-96
2.	267	2003-04
3.	261	2001-02
4.	260	1989-90
	260	2000-01
6.	242	1999-00
7.	231	1997-98
8.	219	1998-99
9.	214	2007-08
10.	201	2006-07

Most 3-Point FG Attempts

1.	776	1995-96
2.	729	2003-04
3.	715	1997-98
4.	705	1999-00
5.	700	2000-01
6.	695	2001-02
7.	663	1998-99
8.	645	1989-90
9.	579	1996-97
10.	575	2007-08

Highest 3-Point FG Pct.

1.	.427 (112-265)	*1982-83
2.	.423 (154-364)	1987-88
3.	.403 (260-645)	1989-90
4.	.386 (154-399)	2005-06
5.	.385 (147-382)	1992-93
6.	.381 (296-776)	1995-96
7.	.377 (195-517)	1994-95
8.	.376 (261-695)	2001-02
9.	.375 (154-411)	1988-89
10.	.372 (214-575)	2007-08

***3-pt line of 17ft-9in for 1982-83 season; no 3-pt shot from 1983-86; 19ft-9in from 1986-87 through 2007-08.**

Most Free Throws

1.	656	1956-57
2.	586	2003-04
3.	582	1970-71
4.	562	1984-85
5.	554	1989-90
6.	537	1985-86
7.	530	1995-96
8.	527	1959-60
9.	523	1997-98
10.	521	1969-70

Fewest Free Throws

1.	287	1980-81
2.	298	1981-82
3.	312	1996-97
4.	337	1979-80
5.	350	1972-73
6.	374	1992-93
7.	379	1962-63
8.	380	2005-06
9.	382	1974-75
10.	385	1973-74

Most Free Throw Attempts

1.	943	1956-57
2.	847	2003-04
3.	825	1970-71
4.	794	1984-85
5.	782	1989-90
6.	766	1991-92
	766	1997-98
8.	754	1995-96
9.	749	1971-72
10.	742	1959-60

Fewest Free Throw Attempts

1.	459	1981-82
2.	462	1979-80
3.	470	1980-81
4.	477	1996-97
5.	479	1972-73
6.	512	1977-78
7.	516	1962-63
8.	529	1978-79
9.	531	1967-68
10.	540	1973-74

Highest Free Throw Pct.

1.	.768 (434-565)	1976-77
2.	.761 (404-531)	1967-68
3.	.760 (396-521)	1986-87
4.	.758 (496-654)	1988-89
5.	.754 (386-512)	1977-78
6.	.747 (395-529)	1978-79
7.	.743 (521-701)	1969-70
8.	.734 (379-516)	1962-63
9.	.7320 (407-556)	1966-67
10.	.7317 (461-630)	1960-61

Lowest Free Throw Pct.

1.	.611 (287-470)	1980-81
2.	.621 (412-663)	1998-99
3.	.649 (298-459)	1981-82
4.	.654 (312-477)	1996-97
5.	.660 (402-609)	1961-62
6.	.667 (380-570)	2005-06
7.	.668 (403-603)	1990-91
8.	.669 (382-571)	1974-75
9.	.6697 (513-766)	1991-92
10.	.6698 (501-748)	1955-56

Most Rebounds

1.	1432	1991-92
2.	1422	2003-04
3.	1346	1989-90
4.	1318	1997-98
5.	1308	1970-71
	1308	1995-96
7.	1299	1959-60
8.	1255	1990-91
9.	1248	2004-05
10.	1236	1960-61

Highest Rebound Margin

1.	+ 5.8	2006-07
2.	+ 4.4	2005-06
3.	+ 4.0	1962-63
4.	+ 3.9	1976-77
5.	+ 3.58	1974-75
6.	+ 3.45	2002-03
7.	+ 3.43	1984-85
8.	+ 3.3	1988-89
9.	+ 2.74	1991-92
10.	+ 2.70	1992-93

Most Fouls

1.	795	2003-04
2.	721	2007-08
3.	674	1973-74
4.	669	2001-02
5.	665	2006-07
6.	648	2004-05
7.	645	2000-01
8.	618	1982-83
9.	611	1976-77
	611	1991-92

Fewest Fouls

1.	414	1957-58
2.	436	1996-97
3.	448	1981-82
4.	454	1968-69
5.	455	1955-56
6.	460	1993-94
7.	461	1992-93
8.	462	1962-63
9.	464	1959-60
10.	466	1956-57

Most Disqualifications

1.	29	1961-62
2.	28	1973-74
	28	1982-83
4.	27	1955-56
	27	1979-80
6.	26	1972-73
7.	24	1983-84
	24	1989-90
9.	22	1980-81
10.	20	1995-96
	20	2000-01
	20	2003-04

Fewest Disqualifications

1.	7	1960-61
2.	8	1992-93
	8	1994-95
	8	1996-97
	8	2002-03
6.	10	1977-78
	10	1993-94
	10	2004-05
9.	11	1981-82
	11	1984-85

Most Assists

1.	680	1987-88
2.	662	1991-92
3.	653	1985-86
4.	631	1988-89
5.	629	1989-90
6.	622	1995-96
7.	589	1997-98
8.	588	1992-93
9.	579	2003-04
10.	578	1984-85

Most Steals

1.	338	2003-04
2.	316	2006-07
3.	288	1995-96
4.	269	2001-02
5.	265	2004-05
	265	2007-08
7.	256	1991-92
8.	253	1997-98
9.	252	1994-95
10.	249	1989-90

Most Blocked Shots

1.	209	1997-98
2.	180	1991-92
3.	172	2003-04
4.	171	1998-99
5.	164	2002-03
6.	162	2004-05
7.	151	1992-93
8.	147	1999-00
9.	136	2000-01
10.	130	1989-90
	130	1995-96

Annual Team Totals

Georgia Tech

Year	G	FG- FGA	Pct	3P- 3PA	Pct	FT- FTA	Pct	Reb	Avg	PF- Dq	As	Bl	St	Pts	Avg
2007-08	32	883- 1873	.471	214- 575	.372	502- 717	.700	1087	34.0	721- 15	480	112	265	2482	77.6
2006-07	32	935- 1909	.490	201- 540	.372	444- 652	.681	1166	36.4	665- 14	491	114	316	2515	78.6
2005-06	28	739- 1608	.460	154- 399	.386	380- 570	.667	1042	37.2	609- 18	411	116	244	2012	71.9
2004-05	32	849- 1877	.452	190- 570	.333	483- 699	.691	1248	39.0	648- 10	471	162	265	2371	74.1
2003-04	38	1029- 2213	.465	267- 729	.366	586- 847	.692	1422	37.4	795- 20	579	172	338	2911	76.6
2002-03	31	836- 1857	.450	178- 506	.352	447- 656	.681	1188	38.3	582- 8	484	164	243	2297	74.1
2001-02	31	834- 1937	.431	261- 695	.376	441- 637	.692	1184	38.2	669- 12	481	101	269	2370	76.5
2000-01	30	776- 1822	.426	260- 700	.371	457- 662	.690	1125	37.5	645- 20	488	136	238	2269	75.6
1999-00	30	725- 1778	.408	242- 705	.343	427- 625	.683	1167	38.9	516- 14	456	147	196	2119	70.6
1998-99	31	728- 1772	.411	219- 663	.330	412- 663	.621	1145	36.9	508- 15	423	171	190	2087	67.3
1997-98	33	882- 2005	.440	231- 715	.323	523- 766	.683	1318	39.9	525- 17	502	209	253	2518	76.3
1996-97	27	590- 1489	.396	168- 579	.290	312- 477	.654	979	36.3	436- 8	325	107	168	1660	61.5
1995-96	36	1031- 2161	.477	296- 776	.381	530- 754	.703	1308	36.3	606- 20	622	130	288	2888	80.2
1994-95	30	883- 1879	.470	195- 517	.377	439- 610	.720	1062	35.4	467- 8	531	115	252	2400	80.0
1993-94	29	807- 1793	.450	187- 525	.356	399- 572	.698	1099	37.9	460- 10	501	96	217	2200	75.9
1992-93	30	905- 1833	.494	147- 382	.385	374- 547	.684	1130	39.2	461- 8	588	151	191	2331	77.7
1991-92	35	1056- 2183	.484	118- 512	.367	513- 766	.670	1432	40.9	611- 12	662	180	256	2813	80.4
1990-91	30	944- 1995	.473	183- 504	.363	403- 603	.668	1255	41.8	500- 13	497	129	215	2474	82.5
1989-90	35	1141- 2302	.496	260- 645	.403	554- 782	.708	1346	38.5	596- 24	629	130	249	3096	88.5
1988-89	32	957- 1928	.496	154- 411	.375	496- 654	.758	1184	37.0	573- 16	631	73	178	2566	80.2
1987-88	32	996- 1981	.503	154- 364	.423	468- 649	.721	1129	35.3	522- 13	680	92	237	2614	81.7
1986-87	29	798- 1633	.489	59- 162	.364	396- 521	.760	977	33.7	514- 17	525	85	176	2051	70.7
1985-86	34	1008- 1846	.546	- -	-	537- 738	.728	1115	32.8	559- 13	653	124	238	2553	75.1
1984-85	35	943- 1827	.516	- -	-	562- 794	.708	1168	33.3	558- 11	578	120	232	2448	69.9
1983-84	29	792- 1556	.509	- -	-	439- 622	.706	957	33.0	549- 24	477	106	196	2023	69.8
1982-83	28	725- 1603	.452	112- 265	.427	447- 640	.698	986	35.2	618- 28	365	96	198	2009	71.8
1981-82	26	623- 1178	.529	- -	-	298- 459	.649	718	27.6	448- 11	293	37	118	1544	59.4
1980-81	27	607- 1389	.437	- -	-	287- 470	.611	893	33.1	543- 22	243	45	123	1503	55.7
1979-80	26	573- 1169	.490	- -	-	337- 462	.729	712	27.4	583- 27	299	27	152	1483	57.0
1978-79	26	794- 1598	.497	- -	-	395- 529	.747	905	34.8	517- 17	258	35	198	1983	76.3
1977-78	27	773- 1592	.486	- -	-	386- 512	.754	889	32.9	507- 10	267	36	168	1932	71.6
1976-77	28	766- 1592	.481	- -	-	434- 565	.768	972	34.7	611- 16	292	69	161	1966	70.2
1975-76	27	735- 1529	.481	- -	-	390- 573	.681	888	32.9	520- 18	283	-	-	1860	68.9
1974-75	26	776- 1750	.443	- -	-	382- 571	.669	1162	44.6	524- 14	298	-	-	1934	74.4
1973-74	26	775- 1936	.400	- -	-	385- 540	.713	1081	41.6	674- 28	312	-	-	1935	74.4
1972-73	25	779- 1737	.448	- -	-	350- 479	.731	1023	41.0	586- 26	355	-	-	1908	76.3
1971-72	26	684- 1571	.435	- -	-	507- 749	.677	1006	38.7	587- 18	295	-	-	1875	72.1
1970-71	32	966- 2113	.457	- -	-	582- 825	.705	1125	35.2	578- 18	497	-	-	2514	78.6
1969-70	27	841- 1647	.511	- -	-	521- 701	.744	968	35.9	510- 12	474	-	-	2203	81.6
1968-69	25	716- 1543	.464	- -	-	438- 610	.718	926	37.0	454- 17	308	-	-	1870	74.8
1967-68	25	721- 1589	.454	- -	-	404- 531	.761	935	37.4	486- 16	382	-	-	1846	73.8
1966-67	26	863- 1748	.494	- -	-	407- 556	.732	854	37.5	503- 19	434	-	-	2133	82.1
1965-66	26	811- 1827	.444	- -	-	466- 641	.727	1036	39.8	530- 21	466	-	-	2088	80.3
1964-65	25	721- 1720	.419	- -	-	408- 558	.731	1059	42.4	478- 19	166	-	-	1850	74.0
1963-64	26	748- 1774	.422	- -	-	448- 622	.720	1203	46.3	503- 21	-	-	-	1944	74.8
1962-63	26	731- 1978	.407	- -	-	379- 516	.734	1207	46.4	462- 12	-	-	-	1841	70.8
1961-62	26	612- 1643	.372	- -	-	402- 609	.660	1139	43.8	530- 29	-	-	-	1626	62.5
1960-61	26	605- 1607	.376	- -	-	461- 630	.732	1086	41.8	474- 7	-	-	-	1671	64.3
1959-60	28	706- 1729	.408	- -	-	527- 742	.710	1236	44.1	464- 16	-	-	-	1939	69.3
1958-59	26	689- 1832	.376	- -	-	499- 696	.717	1299	50.0	508- 19	-	-	-	1877	72.2
1957-58	26	683- 1903	.359	- -	-	452- 649	.696	1215	46.7	414- 19	-	-	-	1818	69.9
1956-57	26	678- 1874	.362	- -	-	656- 943	.696	1173	45.1	466- 21	-	-	-	2012	77.4
1955-56	23	579- 1645	.348	- -	-	501- 748	.670	1027	44.7	455- 27	-	-	-	1659	72.1

OPPONENTS

Year	G	FG- FGA	Pct	3P- 3PA	Pct	FT- FTA	Pct	Reb	Avg	PF- Dq	As	Bl	St	Pts	Avg
2007-08	32	804- 1780	.452	215- 636	.338	609- 867	.702	1111	34.7	675- 21	441	108	243	2432	76.0
2006-07	32	746- 1702	.438	200- 605	.331	530- 753	.704	982	30.7	616- 19	450	97	224	2222	69.4
2005-06	28	685- 1555	.441	166- 483	.344	483- 704	.686	918	32.8	525- 12	444	74	241	2019	72.1
2004-05	32	735- 1882	.391	202- 641	.315	461- 700	.659	1170	36.6	651- 11	402	128	226	2133	66.7
2003-04	38	865- 2228	.388	218- 733	.297	604- 909	.664	1418	37.3	759- 18	468	124	267	2552	67.2
2002-03	31	777- 1830	.425	204- 567	.360	407- 591	.689	1081	34.9	597- 15	469	131	241	2165	69.8
2001-02	31	804- 1792	.449	239- 672	.356	529- 759	.697	1131	36.5	574- 9	512	97	237	2376	76.6
2000-01	30	740- 1816	.407	175- 552	.317	532- 777	.685	1199	40.0	605- 23	434	109	200	2187	72.9
1999-00	30	782- 1842	.425	178- 482	.369	400- 574	.697	1100	36.7	516- 21	460	70	255	2142	71.4
1998-99	31	850- 1982	.429	177- 520	.340	361- 524	.689	1222	39.4	613- 24	499	112	293	2238	72.2
1997-98	33	899- 2193	.410	202- 599	.337	382- 594	.643	1276	38.7	666- 17	497	98	308	2382	72.2
1996-97	27	642- 1459	.440	139- 409	.340	314- 479	.656	916	33.9	466- 10	364	66	223	1737	64.3
1995-96	36	1027- 2276	.451	255- 693	.368	426- 659	.646	1315	36.5	662- 11	601	121	292	2735	76.0
1994-95	30	829- 1838	.451	195- 517	.367	359- 505	.711	1098	36.6	554- 14	492	102	198	2130	73.4
1993-94	29	814- 1897	.429	184- 510	.361	318- 485	.656	1149	39.6	495- 9	455	83	218	2224	74.1
1992-93	30	863- 2017	.428	169- 530	.319	362- 525	.690	1049	36.5	487- 11	488	99	263	2257	75.2
1991-92	35	993- 2368	.419	172- 524	.328	442- 683	.647	1336	38.2	666- 19	580	115	303	2608	74.5
1990-91	30	864- 2051	.421	181- 497	.364	401- 562	.714	1182	39.4	438- 8	494	108	228	2310	77.0
1989-90	35	1093- 2394	.457	216- 577	.374	426- 608	.701	1340	38.3	686- -	612	104	214	2828	80.8
1988-89	32	911- 1999	.456	139- 407	.342	413- 612	.675	1077	33.7	579- 16	552	64	203	2374	74.2
1987-88	32	961- 2085	.461	107- 357	.300	338- 503	.672	1157	36.2	588- 14	602	63	226	2368	74.0
1986-87	29	759- 1629	.466	96- 253	.379	372- 542	.686	909	31.3	531- 14	473	64	232	1986	68.5
1985-86	34	885- 1971	.449	- -	-	392- 555	.706	1031	30.3	676- 18	490	63	236	2162	63.5
1984-85	35	885- 1998	.443	- -	-	362- 509	.711	1048	29.9	712- 30	484	74	251	2132	60.9
1983-84	29	751- 1681	.447	- -	-	369- 521	.708	931	32.1	564- 16	417	75	176	1871	64.5
1982-83	28	736- 1587	.464	106- 278	.381	471- 685	.688	1011	36.1	649- 23	327	84	188	2049	73.2
1981-82	26	641- 1333	.481	- -	-	295- 427	.691	696	26.8	441- 8	278	77	148	1579	60.7
1980-81	27	778- 1558	.499	- -	-	374- 549	.681	897	33.2	503- 8	346	67	200	1930	71.5
1979-80	26	549- 1112	.494	- -	-	460- 644	.714	668	25.7	468- 18	241	49	177	1558	59.9
1978-79	26	653- 1427	.458	- -	-	361- 508	.711	864	33.2	489- 9	328	43	126	1667	64.1
1977-78	27	735- 1484	.495	- -	-	310- 460	.674	866	32.1	454- 27	348	45	128	1780	65.9
1976-77	28	731- 1520	.481	- -	-	411- 611	.673	861	30.8	579- 12	313	68	141	1873	66.9
1975-76	27	768- 1582	.485	- -	-	299- 439	.681	934	34.6	545- 25	282	-	-	1835	68.0
1974-75	26	893- 1911	.467	- -	-	358- 514	.696	1069	41.1	544- 14	341	-	-	2144	82.5
1973-74	26	847- 1725	.491	- -	-	524- 744	.704	1231	47.3	544- 15	394	-	-	2218	85.3
1972-73	25	828- 1741	.476	- -	-	439- 644	.682	1009	47.3	514- 16	506	-	-	2095	83.3
1971-72	26	797- 1709	.466	- -	-	600- 828	.725	1263	48.6	568- 16	426	-	-	2194	84.4
1970-71	32	898- 2076	.433	- -	-	507- 744	.681	1306	40.8	625- 27	382	-	-	2303	72.0
1969-70	27	785- 1712	.459	- -	-	445- 659	.675	909	33.7	519- 28	377	-	-	2015	74.6
1968-69	25	714- 1619	.441	- -	-	393- 580	.678	882	35.3	460- 20	315	-	-	1821	72.8
1967-68	25	671- 1491	.450	- -	-	459- 636	.722	1057	42.3	418- 12	332	-	-	1801	72.0
1966-67	26	737- 1585	.465	- -	-	481- 656	.733	943	41.3	428- 14	325	-	-	1955	75.2
1965-66	26	726- 1531	.474	- -	-	548- 741	.740	1153	44.3	480- 21	-	-	-	2000	76.9
1964-65	25	696- 1532	.454	- -	-	455- 634	.718	1105	44.2	438- 14	-	-	-	1847	73.9
1963-64	26	731- 1806	.405	- -	-	428- 654	.654	1298	49.9	472- 20	-	-	-	1890	72.7
1962-63	26	650- 1564	.416	- -	-	404- 596	.678	1103	42.4	432- 11	-	-	-	1704	65.5
1961-62	26	612- 1486	.412	- -	-	465- 681	.683	1189	45.7	462- 15	-	-	-	1689	65.0
1960-61	26	605- 1423	.425	- -	-	452- 663	.682	1114	42.9	447- 15	-	-	-	1662	63.9
1959-60	28	624- 1753	.356	- -	-	426- 628	.678	1332	47.6	518- 20	-	-	-	1674	59.8
1958-59	26	652- 1827	.357	- -	-	477- 706	.676	1292	49.7	501- 14	-	-	-	1781	68.5
1957-58	26	679- 1781	.381	- -	-	367- 543	.676	1159	44.6	477- 21	-	-	-	1725	66.3
1956-57	26	682- 1858	.367	- -	-	541- 779	.694	1103	42.4	557- 29	-	-	-	1905	73.3
1955-56	23	618- 1693	.365	- -	-	499- 748	.667	1098	47.7	454- 19	-	-	-	1735	75.4

Single-Game Highs • Individual

30-Point Games

50	Kenny Anderson vs. Loyola Marymount (12-22-90)
47	Rich Yunkus vs. Furman (1-15-70)
47	Rich Yunkus vs. North Carolina (2-14-70)
42	Dennis Scott vs. Pittsburgh (12-4-89)
42	Kenny Anderson vs. Howard (1-2-91)
41	Rich Yunkus vs. Tulane (3-1-69)
41	Rich Yunkus vs. Florida State (1-24-70)
41	Kenny Anderson vs. Villanova (12-28-90)
40	Pres Judy vs. Florida State (2-25-67)
40	Rich Yunkus vs. Georgia State (2-17-70)
40	Rich Yunkus vs. Georgia (12-4-70)
40	Tom Hammonds vs. Ga. State (1-10-89)
40	Dennis Scott vs. Minnesota (3-25-90)
40	Kenny Anderson vs. Georgia (12-19-90)
39	Pete Silas vs. Furman (1-31-53)
39	Jim Wood vs. Georgia (3-5-75)
39	Dennis Scott vs. Houston (12-28-88)
38	Roger Kaiser vs. Kentucky (1-7-61)
38	Rich Yunkus vs. UCLA (12-27-69)
37	Roger Kaiser vs. Ga. Southern (2-13-60)
37	Pres Judy vs. NC State (1-14-67)
37	Rich Yunkus vs. UTEP (12-20-68)
37	Rich Yunkus vs. Florida State (2-21-70)
37	Rich Yunkus vs. Georgia (2-3-71)
37	Rich Yunkus vs. Auburn (1-14-71)
37	Sammy Drummer vs. Campbell (2-26-79)
37	Dennis Scott vs. North Carolina (2-1-90)
36	Phil Wagner vs. Tulane (1-6-68)
36	Rich Yunkus vs. Jacksonville (2-26-70)
36	Rich Yunkus vs. Auburn (1-17-70)
36	Sammy Drummer vs. Memphis (1-16-79)
36	Dennis Scott vs. Wake Forest (1-6-90)
36	Dennis Scott vs. Duke (1-28-90)
36	Dennis Scott vs. Maryland (2-13-90)
36	Dennis Scott vs. East Tennessee St. (3-15-90)
36	James Forrest vs. Maryland (1-4-94)
36	B.J. Elder vs. Clemson (1-27-04)
35	Jim Caldwell vs. Texas Tech (12-30-64)
35	Rich Yunkus vs. Clemson (1-6-71)
35	Sammy Drummer vs. Seton Hall (11-24-78)
35	Brook Steppe vs. Virginia Tech (12-22-79)
35	Brook Steppe vs. Duke (2-20-82)
35	Will Bynum vs. North Carolina (3-12-05)
34	Joe Helms vs. Mississippi State (1-14-56)
34	Jim Caldwell vs. Furman (1-9-65)
34	Duane Ferrell vs. Clemson (3-5-88)
34	Dennis Scott vs. Notre Dame (2-25-89)
34	Brian Oliver vs. North Carolina (2-1-90)
34	Brian Oliver vs. Clemson (3-3-90)
33	Terry Randall vs. Furman (12-8-56)
33	Jim Caldwell vs. Florida State (2-15-64)
33	Rich Yunkus vs. Florida State (2-18-69)
33	Rich Yunkus vs. Auburn (12-19-70)
33	Brook Steppe vs. Ga. Southern (2-13-82)
33	Mark Price vs. Virginia (3-12-83)
33	Yvon Joseph vs. Central Michigan (12-17-83)
33	Tom Hammonds vs. Iowa State (3-18-88)
33	Brian Oliver vs. N.C. A&T (12-11-89)
33	Dennis Scott vs. Coastal Carolina (12-19-90)
33	Dennis Scott vs. North Carolina (2-28-90)
33	Malcolm Mackey vs. Morgan State (11-27-90)
33	Kenny Anderson vs. Virginia (2-19-91)
33	Dion Glover vs. Seton Hall (3-11-98)
33	Tony Akins vs. Florida State (2-21-00)
33	Marvin Lewis vs. Florida State (1-14-03)
32	Bud Blemker vs. Alabama (2-2-57)
32	Roger Kaiser vs. Vanderbilt (1-16-60)
32	Rich Yunkus vs. Jacksonville (1-6-69)
32	Rich Yunkus vs. Georgia (12-5-68)
32	Rich Yunkus vs. Tulane (2-23-70)
32	Rich Yunkus vs. Tampa (2-26-71)
32	Bob Murphy vs. Furman (12-22-71)
32	Brook Steppe vs. Seton Hall (2-2-80)
32	Sammy Drummer vs. Davidson (12-27-77)
32	Dennis Scott vs. Georgia (12-16-89)
32	Kenny Anderson vs. Pittsburgh (12-28-89)
32	Dennis Scott vs. Clemson (1-25-90)
32	Kenny Anderson vs. Notre Dame (2-24-90)
32	Kenny Anderson vs. Fordham (12-8-90)
32	Kenny Anderson vs. Wake Forest (1-6-91)
32	Kenny Anderson vs. Clemson (1-24-91)
32	Kenny Anderson vs. Duke (1-30-91)
32	Jon Barry vs. Florida State (1-23-92)
32	Travis Best vs. Georgia State (12-4-93)



32	Travis Best vs. East Carolina (12-3-94)
32	Michael Maddox vs. North Carolina (2-8-98)
32	Shaun Fein vs. Wofford (11-17-00)
31	Roger Kaiser vs. Furman (12-3-60)
31	Dave Clark vs. NC State (2-12-66)
31	Rich Yunkus vs. Pittsburgh (2-9-70)
31	Rich Yunkus vs. Georgia (2-4-70)
31	Bob Seemer vs. Georgia (12-3-69)
31	Tico Brown vs. Memphis State (1-17-77)
31	Lenny Horton vs. Wake Forest (1-26-80)
31	Mark Price vs. Virginia (2-14-83)
31	Duane Ferrell vs. DePaul (2-22-87)
31	Dennis Scott vs. George Washington (12-3-88)
31	Tom Hammonds vs. Maryland (2-4-89)
31	Dennis Scott vs. Duke (3-10-90)
31	Brian Oliver vs. Duke (3-10-90)
31	Kenny Anderson vs. Michigan State (3-23-90)
31	Kenny Anderson vs. DePaul (3-15-91)
31	Malcolm Mackey vs. Ga. State (12-14-91)
31	Matt Harpring vs. Florida State (2-18-98)
31	Jason Floyd vs. Chas. Southern (11-16-98)
31	Jason Floyd vs. Mount St. Mary's (12-30-98)
31	Anthony Morrow vs. Tennessee St. (11-11-07)
30	Jim Nolan vs. Oklahoma (2-21-48)
30	Roger Kaiser vs. Louisiana State (2-8-60)
30	Mike Tomasovich vs. Tulane (2-12-62)
30	Jim Caldwell vs. VMI (1-18-65)
30	Phil Wagner vs. Georgia (12-7-67)
30	Rich Yunkus vs. SMU (12-2-70)
30	Rich Yunkus vs. Jacksonville (2-8-69)
30	Rich Yunkus vs. Clemson (1-20-71)
30	Tico Brown vs. East Carolina (2-17-79)
30	Sammy Drummer vs. So. Miss. (1-9-78)
30	Sammy Drummer vs. Georgia (1-11-78)
30	Mark Price vs. NC State (2-3-83)
30	Tom Hammonds vs. Wake Forest (2-13-88)
30	Tom Hammonds vs. East Carolina (1-4-89)
30	Tom Hammonds vs. Wake Forest (1-7-89)
30	Dennis Scott vs. Richmond (11-28-89)
30	Dennis Scott vs. Pittsburgh (12-28-89)
30	Dennis Scott vs. Duke (1-11-90)
30	Dennis Scott vs. Louisville (2-11-90)
30	Dennis Scott vs. LSU (3-17-90)
30	Kenny Anderson vs. Minnesota (3-25-90)
30	Kenny Anderson vs. Maryland (2-13-91)
30	James Forrest vs. Georgia State (12-12-92)
30	James Forrest vs. Coastal Carolina (11-28-94)
30	Travis Best vs. Maryland (2-4-95)
30	Drew Barry vs. North Carolina (2-10-96)
30	Matt Harpring vs. Virginia (2-21-96)
30	Matt Harpring vs. Coastal Carolina (12-17-97)
30	Matt Harpring vs. North Carolina (2-8-98)
30	Jason Collier vs. Florida State (2-11-99)
30	B.J. Elder vs. North Carolina (2-10-04)
30	Will Bynum vs. Wake Forest (1-27-05)
30	Thaddeus Young vs. Wake Forest (3-8-07)
30	Matt Causey vs. Virginia Tech (1-19-08)

Rebounds

27	Eric Crake vs. Georgia (2-4-53)
26	Jim Caldwell vs. Georgia (12-2-63)
24	Pete Silas vs. Furman (1-31-53)
23	Jim Caldwell vs. Mississippi State (1-25-65)
22	Dick Lenholt vs. Georgia (2-17-55)
22	Dave Denton vs. Kentucky (1-27-58)
21	Frank Inman vs. Florida (2-23-59)
21	Jim Caldwell vs. Mississippi (1-11-64)
21	Jim Caldwell vs. Georgia (1-21-64)
20	Bill Cohen vs. Louisiana State (2-13-56)
20	Jim Caldwell vs. Florida State (2-15-64)
20	Jim Caldwell vs. Ohio State (1-2-65)
20	Mike Green vs. St. Bonaventure (12-27-74)
19	Pete Silas vs. Mississippi (2-7-53)
19	Lenny Cohen vs. Duke (11-30-56)
19	Dave Denton vs. Tulane (2-8-58)
19	Alan Nass vs. Georgia (12-1-60)
19	Jim Caldwell vs. Furman (12-3-62)
19	Jim Caldwell vs. Vanderbilt (1-13-63)
19	Jim Caldwell vs. Furman (1-9-65)
19	Jim Wood vs. Presbyterian (1-24-75)
19	Ivano Newbill vs. Tulane (12-27-90)
19	Malcolm Mackey vs. Ohio State (3-17-91)
19	Matt Geiger vs. St. Bonaventure (12-30-91)
19	Alvin Jones vs. Iona (12-27-98)

Field Goals

18	Rich Yunkus vs. Georgia State (2-17-70)
18	Rich Yunkus vs. Florida State (1-24-70)
18	Pres Judy vs. Florida State (2-25-68)
18	Kenny Anderson vs. Loyola Marymount (12-22-90)
17	Pete Silas vs. Furman (1-31-53)
17	Rich Yunkus vs. Tulane (3-1-69)
17	Rich Yunkus vs. Furman (1-15-70)
16	Roger Kaiser vs. Georgia Southern (2-3-60)
16	Rich Yunkus vs. Georgia (12-4-70)
16	Rich Yunkus vs. Georgia (2-3-71)
16	Rich Yunkus vs. UCLA (12-27-69)
16	Jim Wood vs. Georgia (3-5-75)
16	James Forrest vs. Maryland (1-4-94)
15	Last: James Forrest vs. Georgia State (12-12-92)

Field Goal Attempts

32	Sammy Drummer vs. DePaul (1-2-79)
32	Dennis Scott vs. Louisiana State (3-17-90)
31	Jim Caldwell vs. Texas Tech (12-30-64)
30	Sammy Drummer vs. Georgia (1-11-78)
29	Pete Silas vs. Tampa (1-2-53)
29	Rich Yunkus vs. Texas-El Paso (12-20-68)
29	Rich Yunkus vs. SMU (12-10-69)
29	Rich Yunkus vs. UCLA (12-27-69)
29	Kenny Anderson vs. Howard (1-2-91)
28	Last: Kenny Anderson vs. Ohio State (3-17-91)

3-Point Field Goals

11	Dennis Scott vs. Houston (12-28-88)
9	Tony Akins vs. Florida State (2-21-00)
9	Dennis Scott vs. North Carolina (1-28-89)
9	Drew Barry vs. North Carolina (2-10-96)
8	Mark Price vs. Virginia (3-12-83)
8	Dennis Scott vs. Georgia State (1-12-88)
8	Dennis Scott vs. Pittsburgh (12-4-89)
8	Fred Vinson vs. North Carolina (2-12-94)
7	Dennis Scott vs. Coastal Carolina (11-28-88)
7	Dennis Scott vs. North Carolina (3-1-89)
7	Brian Oliver vs. Wake Forest vs. (2-7-90)
7	Dennis Scott vs. Maryland (2-13-90)
7	Dennis Scott vs. North Carolina (2-28-90)
7	Dennis Scott vs. Minnesota (3-25-90)
7	Dennis Scott vs. UNLV (3-31-90)
7	Kenny Anderson vs. Howard (1-2-91)
7	Jon Barry vs. Wake Forest (1-18-92)
7	Shaun Fein vs. Wofford (11-17-00)
7	Shaun Fein vs. Clemson (1-24-01)
7	B.J. Elder vs. North Carolina (2-10-04)
7	B.J. Elder vs. Michigan (11-30-04)
7	Anthony Morrow vs. Michigan St. (11-30-05)
7	Anthony Morrow vs. Win-Salem St. (1-3-07)
7	Matt Causey vs. Virginia Tech (1-19-08)

3-Point Field Goal Attempts

19	Dennis Scott vs. Houston (12-28-88)
18	Dennis Scott vs. North Carolina (1-28-89)
17	Drew Barry vs. North Carolina (2-10-96)
16	Kenny Anderson vs. Howard (1-2-91)
15	Dennis Scott vs. North Carolina (3-10-89)
15	Dennis Scott vs. North Carolina (2-28-90)
14	Last time: Tony Akins vs. Florida State (2-21-00)

Free Throws

19	Rich Yunkus vs. North Carolina (2-14-70)
19	Tom Hammonds vs. Iowa State (3-18-88)
18	Frank Samoylo vs. Georgia (2-2-72)
18	Kenny Anderson vs. Georgia (12-19-90)
16	Bobby Kimmel vs. Canisius (12-31-55)
16	Roger Kaiser vs. Kentucky (1-25-60)
16	Rich Yunkus vs. Jacksonville (2-26-70)
16	Peanut Murphy vs. Furman (12-22-71)
15	Last time: Travis Best vs. Maryland (2-4-95)

Free Throw Attempts

22	Kenny Anderson vs. Georgia (12-19-90)
21	Tom Hammonds vs. Iowa State (3-18-88)
21	Jeremis Smith vs. Georgia (12-7-05)
20	Bobby Kimmel vs. Canisius (12-31-55)
20	Rich Yunkus vs. North Carolina (2-14-70)
20	Rich Yunkus vs. Jacksonville (2-26-70)
20	Frank Samoylo vs. Georgia (2-2-72)
19	Terry Randall vs. Kentucky (1-5-57)
19	Roger Kaiser vs. Kentucky (1-30-61)
19	Peanut Murphy vs. Furman (12-22-71)
19	Alvin Jones vs. Charleston So. (11-16-98)

Assists

19	Craig Neal vs. Duke (2-28-88)
18	Kenny Anderson vs. Pittsburgh (12-28-89)
17	Craig Neal vs. Virginia (2-25-88)
17	Kenny Anderson vs. North Carolina (2-1-90)
14	Mark Price vs. Monmouth (1-17-85)
14	Craig Neal vs. Duke (2-3-88)
14	Craig Neal vs. Maryland (2-8-88)
14	Craig Neal vs. NC State (2-20-88)
14	Brian Oliver vs. Clemson (1-25-89)
13	Steve Sherbak vs. Oklahoma City (2-28-73)
13	Craig Neal vs. North Carolina A&T (1-14-87)
13	Craig Neal vs. Maryland (2-17-88)
13	Kenny Anderson vs. Fordham (2-15-90)
13	Kenny Anderson vs. Morgan State (11-27-90)
13	Kenny Anderson vs. North Carolina (1-27-91)
13	Jon Barry vs. NC State (2-29-92)
13	Drew Barry vs. Virginia (1-22-95)
12	Last time: Jarrett Jack vs. UAPB (11-23-02)

Steals

8	Kenny Anderson vs. Duke (1-30-91)
7	Mark Price vs. Clemson (1-26-84)
7	Mark Price vs. Texas A&M (12-20-85)
7	Travis Best vs. Georgia State (12-12-92)
7	Stephon Marbury vs. Georgetown (11-22-95)
7	Jarrett Jack vs. NC State (3-14-03)
7	Javaris Crittenton vs. Clemson (2-3-07)
6	Mark Price vs. Clemson (3-7-86)
6	Bruce Dalrymple vs. Virginia (3-8-85)
6	George Thomas vs. Newberry (1-12-81)
6	Kenny Anderson vs. Georgia (12-19-90)
6	Kenny Anderson vs. Howard (1-2-91)
6	Matt Harpring vs. Florida A&M (11-26-94)
6	Travis Best vs. East Carolina (12-3-94)
6	Travis Best vs. Cincinnati (12-28-94)
6	Matt Harpring vs. Florida State (1-29-95)
6	Drew Barry vs. NC State (2-25-95)
6	Drew Barry vs. Manhattan (11-15-95)
6	Tony Akins vs. Kentucky (12-19-98)
6	Shaun Fein vs. Florida A&M (2-5-00)
6	Jarrett Jack vs. Hofstra (11-20-03)

Blocked Shots

11	Alvin Jones vs. Winthrop (11-24-97)
9	Alvin Jones vs. Georgetown (3-16-98)
9	Alvin Jones vs. Charleston So. (11-16-98)
8	Alvin Jones vs. Ga. Southern (1-28-98)
8	Alvin Jones vs. Delaware State (12-6-97)
8	Alvin Jones vs. Coastal Carolina (12-17-97)
8	Alvin Jones vs. Mt. St. Mary's (12-30-98)
8	Alvin Jones vs. Mercer (11-19-99)
8	Alvin Jones vs. Harvard (12-28-00)
8	Alvin Jones vs. Maryland (1-5-01)
7	Alvin Jones vs. North Texas (12-31-97)
7	Alvin Jones vs. Virginia (2-9-00)
7	John Salley vs. Wake Forest (2-10-85)
7	Matt Geiger vs. Virginia (3-13-92)
7	Eddie Elisma vs. Manhattan (11-15-95)

ACC Game Highs • Individual

KENNY ANDERSON

Most 30-Point Games

Rich Yunkus (high game: 47)	25
Dennis Scott (high game: 42)	20
Kenny Anderson (high game: 50)	15
Tom Hammonds (high game: 40)	6
Sammy Drummer(high game: 37)	6
Roger Kaiser (high game: 38)	5

Triple-Doubles

Bruce Dalrymple
vs. UNC Charlotte (2-6-86)
14 points, 10 rebounds, 10 assists

Dennis Scott
vs. Alcorn State (11-20-87)
17 points, 10 rebounds, 10 assists

Kenny Anderson
vs. Pittsburgh (12-28-89)
32 points, 12 rebounds, 18 assists

Perfect Games at the Foul Line

(minimum 10 attempts)

15-15 ..... Roger Kaiser vs. Oklahoma City (2-14-59)
14-14 ..... Mark Price vs. Duke (3-9-85)
13-13 ..... Rich Yunkus vs. Furman (1-15-70)
12-12 ..... Bobby Kimmel vs. Vanderbilt (1-22-55)
12-12 ..... Terry Randall vs. Howard (1-3-57)
12-12 ..... Bob Seemer vs. Florida State (1-24-70)
12-12 ..... Rich Yunkus vs. Tulane (2-23-70)
12-12 ..... Brian Oliver vs. Wake Forest (1-7-89)
12-12 ..... Matt Harpring vs. Maryland (2-21-98)
11-11 ..... Roger Kaiser vs. Ohio (3-11-60)
11-11 ..... Phil Wagner vs. Georgia (1-21-67)
10-10 ..... Bud Blemker vs. Alabama (12-5-57)
10-10 ..... Bud Blemker vs. Vanderbilt (2-28-59)
10-10 ..... Phil Wagner vs. Tulane (1-6-68)
10-10 ..... Bruce Dalrymple vs. Virginia (1-21-84)
10-10 ..... Matt Harpring vs. Maryland (3-9-96)
10-10 ..... Tony Akins vs. North Carolina (2-2-02)
10-10 ..... Jarrett Jack vs. North Carolina (1-12-05)
10-10 ..... Jeremis Smith vs. Tennessee St. (12-10-05)

Perfect From Behind the Arc

(minimum 5 attempts)
5-5 Tony Akins vs. Davidson (12-19-01)
has happened only once

30-Point Games

37 Dennis Scott vs. North Carolina (2-1-90)
36 Dennis Scott vs. Wake Forest (1-6-90)
36 Dennis Scott vs. Duke (1-28-90)
36 Dennis Scott vs. Maryland (2-13-90)
36 James Forrest vs. Maryland (1-4-94)
36 B.J. Elder vs. Clemson (1-27-04)
35 Brook Steppe vs. Duke (2-20-82)
35 Will Bynum vs. North Carolina (3-12-05)
34 Duane Ferrell vs. Clemson (3-5-88)
34 Brian Oliver vs. North Carolina (2-1-90)
34 Brian Oliver vs. Clemson (3-3-90)
33 Mark Price vs. Virginia (3-12-83)
33 Dennis Scott vs. North Carolina (2-28-90)
33 Kenny Anderson vs. Virginia (2-19-91)
33 Tony Akins vs. Florida State (2-21-00)
33 Marvin Lewis vs. Florida State (1-14-03)
32 Dennis Scott vs. Clemson (1-25-90)
32 Kenny Anderson vs. Wake Forest (1-6-91)
32 Kenny Anderson vs. Clemson (1-24-91)
32 Jon Barry vs. Florida State (1-23-92)
32 Michael Maddox vs. North Carolina (2-8-98)
31 Lenny Horton vs. Wake Forest (1-26-80)
31 Mark Price vs. Virginia (2-14-83)
31 Tom Hammonds vs. Maryland (2-4-89)
31 Dennis Scott vs. Duke (3-10-90)
31 Brian Oliver vs. Duke (3-10-90)
31 Mark Price vs. NC State (2-3-83)
31 Matt Harpring vs. Florida State (2-18-98)
30 Tom Hammonds vs. Wake Forest (2-13-88)
30 Tom Hammonds vs. Wake Forest (1-7-89)
30 Dennis Scott vs. Duke (1-11-90)
30 Kenny Anderson vs. Maryland (2-13-91)
30 Travis Best vs. Maryland (2-4-95)
30 Drew Barry vs. North Carolina (2-10-96)
30 Matt Harpring vs. Virginia (2-21-96)
30 Matt Harpring vs. North Carolina (2-8-98)
30 Jason Collier vs. Florida State (2-11-99)
30 B.J. Elder vs. North Carolina (2-10-04)
30 Will Bynum vs. Wake Forest (1-27-05)
30 Thaddeus Young vs. Wake Forest (3-8-07)
30 Matt Causey vs. Virginia Tech (1-19-08)

Rebounds

18 Alvin Jones vs. North Carolina (2-3-01)
17 Malcolm Mackey vs. NC State (1-27-91)
17 Malcolm Mackey vs. Maryland (1-5-93)
17 Alvin Jones vs. Florida State (2-11-99)
17 Luke Schenscher vs. North Carolina (3-12-04)
16 Alvin Jones vs. North Carolina (3-10-01)
16 Tom Hammonds vs. N. Carolina (3-10-89)
16 Malcolm Mackey vs. Duke (1-11-90)
16 Malcolm Mackey vs. NC State (3-8-91)
16 Malcolm Mackey vs. Maryland (2-6-93)
16 Matt Harpring vs. North Carolina, 2-8-98
15 Tom Hammonds vs. Maryland (2-17-88)
15 Malcolm Mackey vs. NC State (3-9-90)
15 Malcolm Mackey vs. Clemson (1-24-91)
15 Matt Harpring vs. North Carolina (1-10-96)
15 Matt Harpring vs. Wake Forest (2-11-98)
15 Luke Schenscher vs. Virginia (1-8-05)
15 Luke Schenscher vs. Clemson (3-5-05)

Field Goals

16 James Forrest vs. Maryland (1-4-94)
15 Lenny Horton vs. Wake Forest (1-26-80)
15 Duane Ferrell vs. Clemson (3-5-88)
14 Duane Ferrell vs. NC State (2-20-88)
14 Tom Hammonds vs. Duke (2-28-88)
14 Kenny Anderson vs. Virginia (2-19-91)
13 Mark Price vs. Duke (2-23-85)
13 Tom Hammonds vs. NC State (2-20-88)
13 James Forrest vs. Duke (3-12-93)
13 Michael Maddox vs. North Carolina (2-8-98)

Field Goal Attempts

29 Dennis Scott vs. Duke (1-11-90)
28 Dennis Scott vs. North Carolina (2-1-90)
26 Dennis Scott vs. North Carolina (2-28-90)
25 Dennis Scott vs. Maryland (2-13-90)
25 Michael Maddox vs. North Carolina (2-8-98)
24 Tom Hammonds vs. NC State (2-20-88)
24 Kenny Anderson vs. Clemson (1-25-90)
24 Dennis Scott vs. Duke (3-10-90)
24 Travis Best vs. Duke (2-9-95)
24 Matt Harpring vs. North Carolina (2-8-98)

Free Throws

15 Lenny Horton vs. NC State (12-29-79)
15 Travis Best vs. Maryland (2-4-95)
14 Alvin Jones vs. Clemson (1-24-01)
14 Mark Price vs. Duke (3-9-85)
13 Jason Collier vs. Virginia (2-25-99)
13 Maurice Miller vs. Virginia Tech (2-23-08)
12 Brian Oliver vs. Wake Forest (1-7-89)
12 Brian Oliver vs. Wake Forest (2-17-90)
12 Matt Harpring vs. Maryland (2-21-98)
11 Brooke Steppe vs. Virginia (2-19-80)
11 John Salley vs. Wake Forest (2-16-85)
11 Mark Price vs. Duke (1-21-86)
11 Bruce Dalrymple vs. Duke (1-29-87)
11 James Forest vs. Virginia (1-22-95)
11 Drew Barry vs. Florida State (1-27-96)
11 Dion Glover vs. Maryland (2-21-98)
11 Will Bynum vs. Wake Forest (1-27-05)

Free Throw Attempts

19 Alvin Jones vs. Clemson (1-24-01)
17 Lenny Horton vs. NC State (12-29-78)
16 Brian Oliver vs. NC State (2-17-90)
16 Travis Best vs. Maryland (2-4-95)
16 Jason Collier vs. Virginia (2-25-99)
15 Alvin Jones vs. Florida State (1-24-01)
14 Mark Price vs. Duke (3-9-85)
14 Brian Oliver vs. NC State (1-13-90)
14 James Forrest vs. Florida State (1-29-94)
14 Dion Glover vs. Maryland (2-21-98)
14 Jason Collier vs. Florida State (2-11-99)
14 Maurice Miller vs. Virginia Tech (2-23-08)

3-Point Field Goals

9 Dennis Scott vs. North Carolina (1-28-89)
9 Drew Barry vs. North Carolina (2-10-96)
9 Tony Akins vs. Florida State (2-21-00)
8 Mark Price vs. Virginia (3-12-83)
8 Fred Vinson vs. North Carolina (2-12-94)
7 Dennis Scott vs. North Carolina (3-1-89)
7 Dennis Scott vs. Wake Forest (2-7-90)
7 Dennis Scott vs. Maryland (2-13-90)
7 Dennis Scott vs. North Carolina (2-28-90)
7 Jon Barry vs. Wake Forest (1-18-92)
7 Shaun Fein vs. Clemson (1-24-01)
7 B.J. Elder vs. North Carolina (2-10-04)
7 Matt Causey vs. Virginia Tech (1-19-08)

3-Point Field Goal Attempts

18 Dennis Scott vs. North Carolina (1-28-89)
17 Drew Barry vs. North Carolina (2-10-96)
15 Dennis Scott vs. North Carolina (3-10-89)
15 Dennis Scott vs. North Carolina (2-28-90)
14 Dennis Scott vs. North Carolina (3-1-89)
14 Dennis Scott vs. Virginia (2-22-90)
14 Fred Vinson vs. Maryland (1-4-94)
14 Matt Harpring vs. Clemson (1-30-97)
14 Tony Akins vs. Florida State (2-21-00)

Assists

19 Craig Neal vs. Duke (2-28-88)
17 Craig Neal vs. Virginia (2-25-88)
17 Kenny Anderson vs. No. Carolina (2-1-90)
14 Craig Neal vs. Duke (2-3-88)
14 Craig Neal vs. Maryland (2-8-88)
14 Craig Neal vs. NC State (2-20-88)
14 Brian Oliver vs. Clemson (1-25-89)
13 Craig Neal vs. Maryland (2-17-88)
13 Kenny Anderson vs. North Carolina (1-27-90)
13 Jon Barry vs. NC State (2-29-92)
13 Drew Barry vs. Virginia (1-22-95)

Steals

8 Kenny Anderson vs. Duke (1-30-91)
7 Mark Price vs. Clemson (1-26-84)
7 Jarrett Jack vs. NC State (3-14-03)
7 Javaris Crittenton vs. Clemson (2-3-07)
6 Mark Price vs. Clemson (3-7-86)
6 Bruce Dalyrmple vs. Virginia (3-8-85)
6 Matt Harpring vs. Florida State (1-29-95)
6 Drew Barry vs. NC State (2-25-95)

Blocked Shots

8 Alvin Jones vs. Maryland (1-6-01)
7 John Salley vs. Wake Forest (2-10-85)
7 Matt Geiger vs. Virginia (3-13-92)
7 Alvin Jones vs. Virginia (2-9-00)
6 Alvin Jones vs. NC State (1-25-98)
6 Alvin Jones vs. Maryland (1-21-98)
6 Alvin Jones vs. NC State (2-2-99)
6 Alvin Jones vs. Virginia (3-9-01)

DENNIS SCOTT

TOM HAMMONDS

Single-Game Highs • Team

100-Point Games

135 Loyola Marymount (12-22-90)
121 Georgia State (1-10-89)
120 Texas (11-27-91)
119 USC-Aiken (11-25-85)
114 Alcorn State (11-20-88)
113 Arkansas-Pine Bluff (11-23-02)
112 Texas Christian (12-1-65)
112 Georgia, 3 ot (12-19-90)
112 Florida A&M (12-1-92)
112 Florida A&M (11-26-94)
112 Lafayette (12-10-94)
112 Wake Forest, 2ot (3-8-07)*
111 Georgia State (1-12-88)
111 Pittsburgh (11-28-89)
111 Florida State, 2 ot (2-11-99)
111 Clemson (1-24-01)
110 Wyoming (12-22-58)
110 Furman (2-8-66)
109 Coastal Carolina (12-19-89)
108 Tennessee Tech (12-14-78)
108 Augusta (12-12-87)
108 Georgia State (11-24-89)
106 South Carolina State (1-13-83)
105 Youngstown State (12-29-92)
105 Virginia (2-14-98)
104 North Carolina (2-14-70)
104 Maryland (2-17-88)
103 Charleston Southern (11-16-98)
103 Boston College (3-17-96)
103 Georgia State (11-16-06)
102 Tulane (3-1-71)
102 North Carolina (2-1-90)
102 Georgia State (12-12-92)
102 Wake Forest, ot (1-27-05)
101 Georgia State (2-17-70)
101 Baptist (12-10-88)
101 North Carolina A&T (12-11-89)
101 Wake Forest (1-6-91)
101 Clemson (3-8-92)
100 Western Carolina (2-1-79)
100 Southern Illinois (1-5-70)
100 Augusta (11-24-90)
100 East Carolina (12-3-94)
100 Maryland (2-4-95)
100 North Carolina, 2 ot (2-8-98)
100 Grambling State (11-24-99)
100 Jackson State (11-13-06)

*** Last time Tech scored 100 points**

Fewest Points

3 Vanderbilt (2-27-20)
4 Macon YMCA (2-14-20)
6 Auburn (2-17-06)
8 Auburn (2-4-09)
8 Georgia (2-14-14)
9 Georgia (1-22-09)
11 Chattanooga (2-7-20)
12 Atlanta Athletic Club (1-28-09)
12 Georgia (2-15-13)

Since 1949-50

34 NC State (12-30-49)
36 Auburn (2-7-61)
37 Virginia (12-1-79)
37 Boston College (1-19-80)
37 Alabama State (11-19-04)
38 Wake Forest (2-6-82)
38 Georgia (12-6-80)
39 North Carolina (3-4-82)
39 Cincinnati (3-2-78)
39 Auburn (2-5-62)
39 Alabama (1-14-50)
39 Kentucky (12-19-98)

Largest Margin of Victory

61 Southern Bell (1-28-27)
59 USC-Aiken (11-25-85)
57 Baptist (12-27-78)
56 Florida A&M (11-26-94)
53 Md.-Eastern Shore (1-3-85)
51 Tennessee State (12-6-03)
51 Winston-Salem State (1-3-07)
50 Marist (12-23-03)
47 Maine (1-4-70)
45 Tennessee Tech (12-14-78)
45 Chattanooga (1-2-50)
45 Centenary (12-22-07)
44 Wofford (11-29-82)
44 Univ. of the South (12-13-82)
44 Wofford (1-31-77)
43 Flagler (12-12-83)
43 Naval Air Station (1-14-44)
43 Wofford (11-17-00)
43 Elon (11-10-06)

Largest Margin of Defeat

69 Georgia (1-22-09)
60 Macon YMCA (1-17-20)
56 Georgia (1-29-09)
53 Kentucky (1-7-56)
52 Kentucky (1-9-54)
51 Kentucky (2-2-54)
50 Georgia (2-14-14)
47 Furman (2-11-54)
46 Kentucky (2-19-49)
45 North Carolina (2-12-72)

Most Points in a Half

82 Loyola Marymount (12-22-90, 2nd)
67 Georgia State (1-10-89, 2nd)
67 Youngstown State (12-29-92, 2nd)
65 Wofford (11-29-82, 1st)
64 Texas (11-27-91, 2nd)
64 Louisville (12-20-98, 2nd)
64 Tennessee State (11-11-07, 2nd)
63 Pittsburgh (12-28-89, 2nd)
63 Ark.-Pine Bluff (11-23-02, 2nd)
62 USC-Aiken (11-25-85, 1st)
62 Coastal Carolina (12-19-89, 1st)
62 Maryland (2-4-95, 2nd)
62 Tennessee State (12-6-03, 2nd)
62 Memphis (11-21-06, 2nd)
61 Augusta (12-12-87, 1st)
61 Georgia State (1-12-88, 2nd)
61 Lafayette (12-10-94, 1st)
60 Florida A&M (12-1-92, 2nd)
60 Florida A&M (11-26-94, 2nd)

Most Points - First Half

65 Wofford (11-29-82)
62 USC-Aiken (11-25-85)
62 Coastal Carolina (12-19-90)
61 Augusta (12-12-87)
61 Lafayette (12-10-94)

Most Points - Second Half

82 Loyola Marymount (12-22-90)
67 Georgia State (1-10-89)
67 Youngstown State (12-29-92)
64 Texas (11-27-91)
64 Louisville (12-20-98)
64 Tennessee State (11-11-07)
63 Pittsburgh (12-28-89)
63 Arkansas-Pine Bluff (11-23-02)
62 Maryland (2-4-95)
62 Tennessee State (12-6-03)
62 Memphis (11-21-06)
61 Georgia State (1-12-88)
60 Florida A&M (12-1-92)
60 Florida A&M (11-26-94)
60 Florida A&M (2-5-00)

Most Points - OT Period

18 NC State (2-25-96)
17 Wake Forest (3-8-07, 1st ot)
16 Auburn (2-4-57)
16 NC State (2-29-92)
16 Virginia (1-27-08)
15 Wake Forest (3-1-08)
14 Georgia (1-11-61)
14 Georgia (2-23-63)
14 St. Bonaventure (2-28-74)
14 Notre Dame (2-24-90)
14 Georgia, 3rd ot (12-18-90)
14 Vanderbilt (12-18-93)
14 Virginia (2-25-99)

***Tech scored 19 in exhibition game vs. Marathon Oil (11-17-84)**

Rebounds

77 Baylor (12-4-58)
73 South Carolina (12-20-58)
72 Georgetown (12-21-63)
70 Loyola Marymount (12-22-90)
68 Hawaii (1-25-69)
68 Oklahoma City (2-14-59)
67 Georgia (12-11-58)
67 Wyoming (12-22-58)
67 Howard (1-3-57)
67 Georgia State (1-10-89)
66 Furman (1-2-58)
66 Ga. Teachers College (12-1-58)

Field Goals Made

52 USC-Aiken (11-25-85)
52 Furman (2-8-66)
51 Tennessee Tech (12-14-78)
51 Loyola Marymount (12-22-90)
48 Wofford (11-29-82)
48 Baptist (11-27-78)
45 Augusta (12-12-87)
44 Georgia State (2-17-70)
44 Florida State (2-25-67)
44 Tulane (2-17-66)
44 Alcorn State (11-20-88)
44 Georgia State (11-24-89)
44 Georgia State (12-12-92)
44 Florida A&M (11-26-94)

Field Goal Attempts

120 Tampa (1-2-53)
104 Mississippi (2-7-53)
104 Furman (1-13-55)
100 South Carolina (2-19-55)
98 Southern Miss.(1-31-74)
97 South Carolina (12-20-58)
97 Loyola Marymount (12-22-90)
95 South Carolina (12-20-56)
95 William & Mary (12-21-64)
93 Auburn (12-13-73)

Highest Field Goal Pct.

.729 (35-48) Presbyterian (11-30-81)
.720 (36-50) Texas (12-27-85)
.719 (41-57) Monmouth (1-17-85)
.708 (34-48) Maryland (2-22-86)
.702 (33-47) Duke (2-20-82)
.681 (32-47) East Carolina (2-17-79)
.679 (36-53) NC State (1-27-93)
.667 (52-78) USC-Aiken (11-25-85)
.667 (40-60) Old Dominion (12-17-85)
.661 (37-56) Md.-Eastern Shore (1-3-85)
.660 (31-47) Louisville (2-14-78)
.654 (34-52) West Chester (12-16-81)
.653 (32-49) Alabama (12-21-79)
.652 (45-69) Augusta (12-12-87)
.652 (30-46) Francis Marion (2-10-82)

Lowest Field Goal Pct.

.200 (13-65) Arkansas (12-30-61)
.220 (18-82) Florida (2-27-56)
.237 (14-59) Auburn (2-3-59)
.239 (17-71) Auburn (12-7-64)
.241 (13-54) Auburn (1-23-62)
.242 (15-62) Kentucky (12-19-98)
.250 (13-52) Auburn (2-7-61)
.254*(18-71) Florida State (2-28-01)
.260 (19-73) Kentucky (1-28-57)
.260 (20-77) Georgia (12-29-60)
.263 (20-76) Oklahoma City (2-14-59)
.264 (19-72) Duke (11-30-56)
.272 (22-81) Ga. Teachers Coll. (12-1-58)
.274 (20-73) N. Carolina (1-29-00)

***Last Tech team to shoot under 30 percent**

3-Point Field Goals

17 Clemson (1-24-01)
16 North Carolina (2-10-96)
16 Boston College (3-17-96)
15 The Citadel (11-20-98)
15 Virginia (2-23-02)
15 Seton Hall (3-11-98)
15 North Carolina (2-12-94)
14 Last time: Cornell (1-8-03)

3-Point FG Attempts

37 North Carolina (2-10-96)
35 North Carolina (2 ot) (2-8-98)
34 Florida State (2 ot) (2-11-99)
34 The Citadel (11-20-98)
34 Grambling State (11-4-99)
34 Georgia (12-8-99)
34 Morehead State (12-18-99)
34 Kentucky (1-5-00)
33 Maryland (2-19-97)
33 Maryland (1-4-94)
33 North Carolina (3-10-01)

Highest 3-Point FG Pct.

Minimum 8 attempts

.778 (7-9) Texas (11-27-91)
.778 (7-9) Louisville (1-6-88)
.778 (7-9) Maryland (2-17-88)
.750 (9-12) Maryland (2-8-88)
.750 (6-8) Duke (1-10-93)
.727 (8-11) Alcorn State (1-18-89)
.688 (11-16) Coastal Carolina (12-19-89)
.667 (6-9) Vanderbilt (1-3-06)
.636 (7-11) Duke (1-28-90)
.625 (10-16) Louisville (2-10-90)
.619 (13-21) UNC Greensboro (12-28-99)
.611 (11-18) Florida State (2-9-06)

Free Throws

46 Furman (12-22-71)
40 North Carolina (2-14-70)
40 Canisius (12-31-55)
37 Auburn (12-9-70)
37 Florida State (1-31-66)
37 Notre Dame (2-25-89)
36 Rice (1-2-71)
36 Florida (2-28-55)
36 Iowa State (3-18-88)
35 Alabama (12-30-58)
35 Memphis (11-21-06)

Free Throw Attempts

56 Furman (12-22-71)
53 Charleston Southern (11-16-98)
51 Canisius (12-31-55)
51 Vanderbilt (1-26-53)
50 Georgia (2-2-72)
50 Kentucky (1-5-57)
50 Memphis (11-21-06)
49 Arkansas-Pine Bluff (11-23-02)
48 Florida (12-29-52)
47 Auburn (12-9-70)
47 North Carolina (2-14-70)
47 Wyoming (12-22-58)
47 Furman (1-13-55)
46 Florida State (1-31-66)
46 Alabama (12-30-58)
46 Louisiana State (2-13-56)
46 Georgia, 3 ot (12-19-90)

Highest Free Throw Pct.

Minimum 15 attempts

1.000 (18-18) Maryland (2-2-85)
1.000 (15-15) Baptist (11-27-78)
.964 (27-28) Maryland (1-3-96)
.958 (23-24) Florida State (2-15-65)
.957 (22-23) Duke (2-26-83)
.957 (22-23) Maryland (2-4-89)
.955 (21-22) Florida State (2-24-68)
.944 (17-18) Connecticut (2-11-07)
.941 (16-17) Wake Forest (3-2-05)
.933 (14-15) Duke (1-30-84)
.933 (14-15) NC State (12-19-62)
.941 (16-17) Richmond (12-22-88)
.931 (27-29) Auburn (2-15-72)
.920 (23-25) Rice (12-5-64)
.920 (23-25) Georgia (1-11-61)

Lowest Free Throw Pct.

Minimum 15 attempts

.333 (6-18) Florida State (3-9-00)
.375 (9-24) Coll. of Charleston (1-16-93)
.400 (8-20) Alabama (2-3-62)
.400 (8-20) NC State (2-11-72)
.400 (6-15) N. Carolina A&T (12-11-89)
.412 (7-17) Iona (1-4-83)
.421 (8-19) Duke (2-3-88)
.429 (9-21) Virginia (3-9-01)
.438 (7-16) Alabama (12-11-72)
.438 (7-16) Louisville (1-11-97)
.438 (7-16) Kentucky (12-19-98)
.450 (9-20) Air Force (2-5-72)
.467 (7-15) SMU (12-3-68)
.467 (7-15) Santa Clara (12-30-95)
.467 (7-15) Alabama (11-27-97)
.471 (8-17) Alabama (12-17-62)
.472 (25-53) Charleston So. (11-16-98)

Assists

34 Youngstown State (12-29-92)
31 Monmouth (1-17-85)
31 Georgia State (12-7-91)
31 NC State (1-27-93)
31 Morgan State (12-23-00)
30 Augusta (12-12-88)
30 NC State (2-29-92)
30 Georgia State (11-16-06)
29 Wake Forest (2-10-85)
29 Maryland (2-17-88)
29 Duke (2-28-88)

Blocked Shots

15 Univ. of the South (12-13-82)
14 Winthrop (11-24-97)
14 Virginia (1-8-05)
13 Coastal Carolina (11-28-94)
13 Georgia Southern (1-28-98)
13 Alabama State (11-19-04)
12 Georgia State (12-12-92)
12 Coastal Carolina (12-17-97)
11 Last time: Kansas (1-1-05)

Steals

24 Florida A&M (11-26-94)
21 Saint Francis, Pa. (12-30-06)
19 Alabama A&M (12-17-03)
16 Univ. of the South (12-13-82)
16 UNC-Asheville (11-18-05)
15 St. John's (12-28-77)
15 William & Mary (12-29-87)
15 Fordham (12-8-90)
15 Western Carolina (12-2-93)
15 Manhattan (11-15-95)
15 Illinois-Chicago (11-25-05)
15 Centenary (1-10-06)
15 Maryland (1-25-06)
15 Tennessee Tech (12-27-07)
15 Clemson (3-6-08)

Fewest Turnovers

4 LSU (3-17-90)
4 Wake Forest (2-13-88)
5 Marist (12-23-03)
6 SMU (12-21-86)
6 Virginia (1-19-91)
6 Wake Forest (2-17-96)
6 Wake Forest (3-10-96)
6 Virginia (2-14-98)

ACC Game Highs

Most Points Scored
112 Wake Forest (3-8-07)
111 Clemson (1-24-01)
111 Florida State, 2 ot (2-11-99)
105 Virginia (2-14-98)
104 Maryland (2-17-90)
102 North Carolina (2-1-90)
102 Wake Forest (1-27-05)
101 Clemson (3-8-92)
101 Wake Forest (1-6-91)
100 Maryland (2-4-95)
100 North Carolina (2 ot) (2-8-98)

Most Points Allowed
114 Wake Forest (3-8-07)
108 Clemson (1-24-01)
108 Florida State, 2 ot (2-11-99)
107 North Carolina, 2 ot (2-8-98)
106 Duke (2-26-83)
104 Duke (1-10-02)
103 North Carolina (1-11-04)
101 Wake Forest (1-27-05)
100 North Carolina (1-24-81)

Fewest Points Scored
37 Virginia (12-1-79)
38 Wake Forest (2-6-82)
39 North Carolina (3-4-82)
40 NC State (1-26-82)
42 Duke (1-7-80)
42 Virginia (2-16-81)
45 Maryland (12-23-81)
46 NC State (3-6-97)
46 Duke (2-3-82)
46 Wake Forest (1-27-00)
47 Virginia (3-5-81)

Fewest Points Allowed
43 Maryland (12-23-81)
43 Maryland (2-19-85)
46 Virginia (1-21-85)
46 Florida State (1-30-02)
47 Duke (2-3-82)
47 NC State (1-15-84)
47 Virginia (2-9-00)
49 Wake Forest (2-16-80)
49 NC State (1-26-82)
49 Wake Forest (2-19-86)
49 Virginia (2-22-92)

Largest Margin of Victory
31 Florida State (1-30-02)
30 Clemson (2-1-95)
27 North Carolina (2-1-90)
27 Virginia (1-19-91)
24 Clemson (2-6-02)
24 NC State (1-11-03)
23 Virginia (1-8-05)
22 Maryland (2-17-88)
21 Florida State (1-27-96)
21 Clemson (1-24-91)
21 Virginia (2-9-00)
21 Clemson (2-25-01)

Largest Margin of Defeat
44 Duke (1-21-01)
41 Duke (1-9-91)
41 Virginia (2-16-81)
41 Duke (1-6-99)
40 North Carolina (1-24-81)
37 Virginia (1-17-81)
37 North Carolina (1-24-87)
32 Virginia (2-7-84)
32 Duke (2-9-02)
31 Maryland (2-21-99)

Most Points - Both Teams
226 Wake Forest (3-8-07)
219 Clemson (1-24-01)
219 Florida State, 2 ot (2-11-99)
207 North Carolina, 2 ot (2-8-98)
203 Wake Forest (1-27-05)
192 Wake Forest (1-6-91)
191 Clemson, 2 ot (3-5-88)
191 Maryland (2-4-95)
191 Virginia (2-14-98)
191 North Carolina (1-11-04)

Fewest Points - Both Teams
88 Maryland (12-23-81)
89 NC State (1-26-82)
91 Wake Forest (2-6-82)
91 Maryland (2-19-85)
92 Virginia (12-1-79)
93 Duke (2-3-82)
94 North Carolina (3-4-82)
95 Virginia (1-21-85)
97 Wake Forest (2-16-80)
97 Duke (1-7-80)

Field Goals
40 North Carolina, 2 ot (2-8-98)
40 NC State (2-29-92)
38 North Carolina (1-27-91)
38 Duke (2-28-88)
37 North Carolina (2-1-90)
37 Virginia (2-14-98)
36 Last time: Florida State (2-11-99)

Field Goal Attempts
89 North Carolina, 2 ot (2-8-98)
83 North Carolina (1-27-91)
82 North Carolina (1-8-98)
81 Maryland (1-4-91)
78 Duke (1-11-90)
77 Florida State, 2 ot (2-11-99)
77 North Carolina (2-3-01)
76 North Carolina (1-11-95)
74 North Carolina (2-28-91)
74 Maryland (1-30-05)

3-Point Field Goals
17 Clemson (1-24-01)
16 North Carolina (2-10-96)
15 North Carolina (2-12-94)
15 Virginia (2-23-02)
14 Virginia (2-14-98)
14 Florida State, 2 ot (2-11-99)
14 Clemson (3-4-00)
13 North Carolina (2-10-04)
13 Virginia (3-13-08)

3-Point FG Attempts
37 North Carolina (2-10-96)
35 North Carolina, 2 ot (2-8-98)
34 Florida State, 2 ot (2-11-99)
33 Maryland (1-4-94)
33 Maryland (2-19-97)
33 North Carolina (3-10-01)
32 North Carolina (2-28-90)
32 North Carolina (1-10-96)

Free Throws
33 NC State (2-17-90)
32 Maryland (2-4-95)
31 Wake Forest (1-27-05)
30 Virginia, ot (2-25-99)
30 Wake Forest (3-1-08)

Free Throw Attempts
44 Wake Forest (3-1-08)
41 Virginia, ot (2-25-99)
40 Maryland (1-13-02)
40 NC State (2-17-90)
39 Clemson (1-24-01)
38 NC State (12-12-79)
38 Wake Forest (1-27-05)

Rebounds
56 Florida State (1-27-96)
54 Maryland (2-1-91)
54 Virginia (1-8-05)
53 Clemson (1-24-91)
52 North Carolina (2-1-90)
52 Clemson (3-7-93)
51 Clemson (2-5-92)
51 Maryland (1-5-93)
50 Duke (1-11-90)
50 Virginia (1-19-91)
50 Maryland (1-21-98)

Assists
31 NC State (1-27-93)
29 Duke (2-28-88)
29 Maryland (2-17-88)
29 Wake Forest (2-10-85)
26 Maryland (1-4-94)

Steals
17 Clemson (2-3-07)
15 Maryland (1-25-06)
14 North Carolina (2-27-85)
14 North Carolina (1-12-94)
14 Florida State (1-27-96)
14 Wake Forest (2-22-04)
14 North Carolina (1-12-05)
14 Clemson (2-8-05)

Blocked Shots
15 Clemson (3-6-08)
14 Virginia (1-8-05)
13 Virginia (3-13-92)
11 North Carolina (2-10-04)
11 Maryland (2-19-04)
11 Duke (3-3-04)
10 Maryland (2-9-92)
10 Clemson (1-24-91)
10 Virginia (1-15-98)
10 Maryland (1-6-01)

Fewest Turnovers
4 Wake Forest (2-13-88)
6 Virginia (1-19-91)
6 Wake Forest (2-17-96)
6 Wake Forest (3-10-96)
6 Virginia (2-14-98)

Most Points - Half
62 Maryland (2-4-95, 2nd)
59 Clemson (1-24-01, 1st)
58 Virginia (2-15-98, 1st)
58 Clemson (3-8-92, 2nd)
57 North Carolina (2-1-90, 2nd)
57 Maryland (2-17-88, 2nd)
56 Maryland (1-3-96, 2nd)

Most Points Allowed - Half
61 Wake Forest (3-2-05, 2nd)
61 Clemson (3-4-06, 2nd)
58 Duke (1-10-02, 1st)
58 Duke (1-9-91, 2nd)
57 Duke (1982-83, 2nd)
56 North Carolina (3-2-88, 2nd)
56 NC State (2-20-88, 2nd)
55 Clemson (1-24-01, 2nd)

Fewest Points - Half
14 Virginia (3-5-81, 1st)
15 North Carolina, 2-11-80, 1st)
17 Virginia (12-1-79, 1st)
17 Virginia (2-16-81, 1st)
17 Maryland (1984-85-2, 1st)
18 Maryland (2-28-80, 2nd)
18 NC State (2-2-99, 1st)
18 Wake Forest (2-16-99, 1st)
18 Clemson (2-2-00, 1st)

Fewest Points Allowed - Half
16 North Carolina (1-14-80, 2nd)
17 Maryland (2-28-80, 2nd)
17 Virginia (1-19-91, 1st)
17 Virginia (12-7-05, 1st)
18 Maryland (2-1-91, 1st)
19 Maryland (1982-83, 1st)
19 Virginia (1984-85-1, 2nd)
19 Maryland (1984-85-2, 1st)
19 Virginia (1984-85-3, 1st)
19 NC State (3-6-97, 1st)
19 Florida State (1-30-02, 2nd)
19 Clemson (2-28-04, 1st)



ALVIN JONES KEYED THE TWO HIGHEST SCORING ACC REGULAR-SEASON GAMES TECH HAS EVER PLAYED, SCORING 28 POINTS IN A DOUBLE-OVERTIME GAME AT FLORIDA STATE IN 1999, AND 26 AT CLEMSON IN 2001. TECH WON BOTH GAMES BY THE SCORE OF 111-108. THREE OTHER PLAYERS WERE INVOLVED IN BOTH GAMES - TONY AKINS, JON BABUL AND T.J. VINES.

Most Points in a Game - Both Teams

Pts.	Opponent	Date	W/L	Score
229	Loyola Marymount	12-22-90	W	135-94
227	Texas	11-27-91	W	120-107
226	Wake Forest (2 ot)	3-8-07	L	112-114
219	Florida State (2 ot)	2-11-99	W	111-108
219	Clemson	1-24-01	W	111-108
217	Georgia (3 ot)	12-19-90	W	112-105
212	NC State	2-10-73	L	94-112
211	UCLA	12-27-70	L	90-121
207	North Carolina (2 ot)	2-8-98	W	107-100
207	Georgia State	1-10-89	W	121-86
206	Furman	1-13-55	L	95-111
204	Furman	1-31-53	L	93-111
203	Pittsburgh	12-28-89	W	111-92
203	Wake Forest (ot)	1-27-05	W	102-101
199	Furman	12-22-71	W	108-91
199	North Carolina	2-14-70	W	104-95
199	Texas Christian	2-1-66	W	112-87
196	Yale	12-28-73	L	95-101
196	Clemson	2-22-66	L	90-106
196	Lafayette	12-10-94	W	112-84
195	NC State	2-12-66	L	93-102

Opponent Single-Game Highs

Most Points

121 by UCLA (12-27-69)
118 by North Carolina (2-12-72)
114 by Furman (2-11-54)
114 by Wake Forest (3-8-07)
112 by NC State (2-10-73)
111 by Furman (1-31-53)
111 by Furman (1-13-55)
111 by North Carolina (2-8-75)
108 by Florida State, 2 ot (2-11-99)
108 by Florida State (2-19-72)
108 by Baylor (12-27-73)
108 by North Carolina (2-9-74)
108 by Clemson (1-24-01)
107 by North Carolina (2-9-73)
107 by Duke (2-22-75)
107 by Texas (11-27-91)
107 by North Carolina, 2 ot (2-8-98)
106 by Clemson (2-22-66)
106 by Duke (2-26-83)
105 by Kentucky (1-9-54)
105 by Georgia, 3 ot (12-19-90)
105 by Illinois (11-23-01)
104 by Kentucky (1-7-56)
104 by Wisconsin (12-28-63)
104 by Duke (1-10-02)
103 by Vanderbilt (2-29-64)
103 by North Carolina (1-11-04)
102 by Marquette (12-27-56)
102 by NC State (2-12-66)
102 by Bowling Green (12-30-72)
102 by Oklahoma City (2-26-73)
102 by Mercer (1-28-74)
102 by Illinois (1-22-89)
101 by Wake Forest (1-27-05)*

***Last opponent to score 100 points**

Fewest Points

6 by Auburn (2-27-14)
7 by Mercer (1-8-09)
9 by Savannah Athletic Club (12-30-23)
11 by Georgia, OT (3-17-06)
11 by Clemson (2-8-13)
11 by Birmingham Southern (2-25-21)
12 by Auburn (2-20-14)
12 by Auburn (1-28-22)
13 by Clemson (1-5-24)
13 by Auburn (2-19-26)
13 by Clemson (1-20-37)
14 by Newberry (3-5-20)
14 by Sewanee (1-27-25)
14 by Southern Bell (1-28-27)

Since 1949-50
37 by Wofford (1-31-77)
37 by Alabama State (11-19-04)
38 by Florida (2-10-50)
38 by Auburn (2-7-61)
38 by Cincinnati (3-2-78)
38 by Georgia (2-18-80)
39 by Chattanooga (12-3-49)
40 by Boston University (12-28-65)
40 by Boston College (1-19-80)
40 by Georgia Southern (2-13-82)
40 by Maryland-Eastern Shore (1-3-85)
40 by UNC Greensboro (12-31-96)
40 by St. Louis (2-16-02)
40 by Marist (12-23-03)

Most Points in a Half

67 by Illinois (11-23-01, 1st)
64 by North Carolina (2-9-73, 2nd)
62 by NC State (2-10-73, 1st)
62 by UCLA (12-27-69, 1st)
61 by North Carolina (2-9-74, 2nd)
61 by Baylor (12-27-73, 2nd)
61 by North Carolina (2-12-72, 1st)
61 by Wake Forest (3-2-05, 2nd)
61 by Clemson (3-4-06, 2nd)
60 by Bowling Green (12-30-72, 2nd)
60 by Texas (11-27-91, 2nd)

Most Points - OT Period

24 by Clemson (2-5-92)
21 by Illinois (1-22-89)
17 by North Carolina (2-8-98, 2nd)
17 by Wake Forest (3-8-07, 1st)
16 by Wake Forest (2-2-84)
15 by Georgia (1-26-49)
15 by Florida (2-22-60)
15 by Rice (12-16-63)
15 by Wake Forest (3-8-07, 2nd)

Fewest Points - Half

8 by Univ. of the South (12-2-80, 2nd)
12 by UNC Greensboro (12-31-96, 1st)
12 by Air Force (12-11-04, 1st)
13 by Virginia (12-1-69, 1st)
13 by St. Louis (2-16-02, 1st)
14 by Wofford (1-19-84, 1st)
14 by Marist (12-23-03, 1st)
14 by James Madison (12-15-04, 1st)
15 by Wofford (1-31-77,1st)
15 by Georgia (11-26-76, 2nd)
15 by Tennessee (2-17-59, 2nd)
15 by Tennessee State (12-6-03, 1st)
15 by Alabama A&M (12-17-03, 1st)

Field Goals

49 by UCLA (12-27-69)
49 by NC State (2-10-73)
46 by North Carolina (2-8-75)
46 by North Carolina (2-9-73)
46 by Duke (2-22-75)
45 by NC State (2-7-75)

Field Goal Attempts

103 by Loyola Marymount (12-22-90)
94 by North Carolina (2-9-73)
94 by Georgia (12-19-90)
93 by NC State (2-7-75)
93 by Texas (11-27-91)
90 by NC State (2-10-73)
90 by NC State (2-8-74)

Highest Field Goal Pct.

.700 (28-40) by North Carolina (1-23-82)
.667 (22-33) by Virginia (3-7-82)
.659 (29-44) by Georgia (1-16-74)
.652 (30-46) by Wake Forest (1-2-82)
.645 (40-62) by N. Carolina (1-24-87)
.643 (27-42) by NC State (2-22-97)
.638 (37-58) by North Carolina (2-8-98)
.630 (29-46) by Wake Forest (3-10-96)
.625 (30-48) by Virginia (2-7-84)
.623 (38-61) by Tulane (1-7-67)
.621 (36-58) by Florida State (2-21-70)
.618 (21-34) by Virginia Tech (12-22-79)

Lowest Field Goal Pct.

.163 (13-80) by Kentucky (1-2-60)
.230 (17-74) by Howard (1-3-57)
.230 (17-74) by Alabama (12-17-62)
.235 (16-68) by Georgia (12-18-56)
.247 (20-81) by Virginia (3-13-92)
.254 (16-63) by Tennessee (2-20-62)
.254 (16-63) by UNC-G (12-31-96)
.255 (14-55) by Wofford (11-24-00)
.255 (13-51) by Alabama A&M (12-17-03)
.255 (13-51) by Alabama State (11-19-04)
.256 (20-78) by Tulane (2-8-58)

3-Point Field Goals

15 Presbyterian (1-6-08)
15 by Louisville (1-15-94)
14 by Clemson (1-24-01)
14 by North Carolina (2-2-02)
13 by Campbell (11-27-95)
13 by Santa Clara (12-30-95)
13 by Virginia (1-8-00)
13 by Pennsylvania (11-19-01)
13 by Illinois (11-23-01)
13 by Duke (2-9-02)
13 by NC State (1-14-06)

3-Point Field Goal Att.

41 by NC State (1-24-04)
40 by Marist (1-2-90)
36 by Cornell (2-2-02)
36 by Virginia (1-27-08
35 by Georgia (12-19-90)
34 by North Texas (12-31-97)
33 by Clemson (3-13-93)
33 by Air Force (12-11-04)
31 by Furman (12-19-94)
31 by North Carolina (2-2-02)
31 by Gardner-Webb (12-1-02)
31 by Florida State (3-6-04)
31 by Wake Forest (1-27-05)
31 by Presbyterian (1-6-08)
30 by Georgia State (1-10-89)
30 by NC State (1-8-92)
30 by Mount St. Mary's (12-18-96)
30 by Duke (2-21-01)

Highest 3-Point FG Pct.

Minimum 10 attempts
.667 (10-15) by UNLV (3-31-90)
.647 (11-17) by Duke (2-26-03)
.643 (9-14) by NC State (2-2-83)
.643 (9-14) by Maryland (1-4-94)
.643 (9-14) by Wake Forest (3-10-96)
.625 (10-16) by NC State (2-3-91)
.615 (8-13) by North Carolina (1-8-98)
.615 (8-13) by Maryland (3-6-98)
.615 (8-13) by Michigan (12-1-99)
.600 (9-15) by Michigan (11-26-93)
.600 (6-10) by Appalachian St. (2-21-83)
.600 (9-15) by Wake Forest (1-18-06)

Free Throws

41 by Maryland (1-25-06)
37 by Yale (12-28-73)
36 by North Carolina (2-11-80)
36 by Virginia (2-14-83)
36 by Virginia Tech (2-23-08)
35 by Southern Methodist (12-1-61)
35 by Jacksonville (2-12-69)
35 by Wake Forest (3-2-05)

Free Throw Attempts

52 by Rice (12-16-63)
50 by Alabama (1-23-74)
49 by Virginia Tech (2-23-08)
47 by Georgia (2-27-54)
46 by Yale (12-28-73)
46 by Wake Forest (3-2-05)
45 by Auburn (2-28-54)
45 by Maryland (1-25-06)

Highest Free Throw Pct.

Minimum 10 attempts
1.000 (14-14) by Wake Forest (2-13-88)
1.000 (12-12) by Virginia (1-23-88)
1.000 (11-11) by Virginia (1-4-86)
1.000 (11-11) by Virginia (3-15-86)
1.000 (11-11) by Virginia (2-18-87)
1.000 (11-11) by Augusta (12-12-87)
.955 (21-22) by Alabama (12-17-62)
.950 (19-20) by Florida State (2-3-04)

Lowest Free Throw Pct.

Minimum 10 attempts
.250 (4-16) by Geo.Weshington (3-18-05)
.273 (3-11) by Louisville (1-15-94)
.313 (5-16) by Georgia State (12-3-77)
.313 (5-16) by LSU (12-14-86)
.333 (6-18) by Baylor (12-4-58)
.333 (5-15) by Louisiana State (2-9-59)
.333 (5-15) by Georgia State (1-10-77)
.333 (4-12) by North Texas (12-31-97)
.333 (7-21) by Maryland (1-5-93)
.333 (10-30) by Connecticut (11-26-03)
.333 (4-12) by Clemson (2-8-05)

Rebounds

68 by Tennessee (1-24-59)
66 by Auburn (2-27-74)
65 by Kentucky (1-2-60)
63 by Mississippi (1-14-57)
63 by Auburn (1-22-58)
63 by Tennessee (1-27-64)
62 by Oklahoma City (2-14-59)
62 by Vanderbilt (1-16-60)
61 by Alabama (1-23-74)
60 by Kentucky (1-25-60)
60 by Georgia (12-7-67)

Assists

28 by Maryland (2-16-00)
27 by Florida State (2-21-70)
26 by Florida State (2-14-66)
26 by UT-Chattanooga (12-4-85)
26 by North Carolina (3-2-88)
26 by Clemson (3-4-89)
26 by Georgia (12-19-90)
26 by Duke (1-11-92)
25 by 12 teams

Steals

18 by Maryland (2-21-99)
17 by North Texas (12-31-98)
16 by North Carolina (1-24-81)
16 by Virginia (3-5-81)
16 by Augusta (12-21-84)
16 by Loyola Marymount (12-22-90)
16 by Florida State (3-2-95)
16 by Morgan State (11-22-96)
16 by Kentucky (12-19-98)
16 by NC State (2-2-99)
16 by Duke (2-21-01)
16 by Florida A&M (11-16-01)
16 by Clemson (1-21-06)

Blocked Shots

13 by Duke (2-5-05)
12 by Alabama (1-23-74)
11 by James Madison (11-20-91)
10 by Arizona (2-17-91)
10 by NC State (1-29-86)
10 by Louisiana State (3-17-90)
10 by Massachusetts (12-22-95)

Individual Single-Game Highs

30-Point Games

51 Frank Selvy, Furman (2-11-54)
48 Rodney Monroe, NC State (1-13-91)
39 Darrell Floyd, Furman (1-13-55)
47 Doug McKendrick, Rice (12-6-65)
42 Shammond Williams, N. Carolina (2-8-98)*
41 Will Solomon, Clemson (1-24-01)
40 KeKe Hicks, Coastal Carolina (11-28-94)
40 Tyler Hansbrough, North Carolina (2-15-06)
39 Wayman Tisdale, Oklahoma (12-18-82)
39 Michael Jordan, North Carolina (1-29-83)
38 Ozie Edwards, Oklahoma City (2-28-73)
37 Grady Wallace, South Carolina (12-20-56)
37 Johnny Arthurs, Tulane (2-15-69)
37 Marshall Rodgers, Pan American (1-28-75)
37 Chris McGuthrie, Mt. St. Mary's (12-18-95)
36 David Thompson, NC State (2-10-73)
36 Evers Burns, Maryland (2-6-93)
36 Junior Burrough, Virginia (3-10-95)
35 Tony Windis, Wyoming (12-22-58)
35 Cotton Nash, Kentucky (1-6-62)
35 Randy Mahaffey, Clemson (2-3-65)
35 Willie Burton, Minnesota (3-25-90)
34 Ronnie Malone, So. Mississippi (1-31-74)
34 Lafester Rhodes, Iowa State (3-18-88)
34 Tony Massenburg, Maryland (2-3-90)
34 Shane Battier, Duke (1-20-01)
33 Jim Kerwin, Tulane (2-8-63)
33 Van Gregg, Clemson (11-28-72)
33 Dallas Comegys, DePaul (2-22-87)
33 Matt Roe, Maryland (2-13-91)
33 Christian Laettner, Duke (1-11-92)
33 Keith Booth, Maryland (3-9-96)
33 Juan Dixon, Maryland (2-16-00)
33 Tim Pickett, Florida State (2-3-04) 33
33 Nik Caner-Medley, Maryland (1-25-06)
32 Bob Ayersman, Virginia Tech (12-20-57)
32 Tim Walter, William & Mary (12-21-64)
32 Jeff Morris, Tulane (1-20-72)
32 Phil Hicks, Tulane (1-19-74)
32 Bill Magarity, Georgia (3-7-74)
32 Steve Smith, Michigan State (3-23-90)
31 Nate Archibald, UTEP (12-20-68)
31 Tony Miller, Florida (2-5-75)
31 David Thompson, NC State (2-7-75)
31 Wesley Cox, Louisville (2-25-77)
31 Pat Cummings, Cincinnati (2-9-78)
31 Dominique Wilkins, Georgia (12-30-80)
31 Litterial Green, Georgia (12-19-90)
31 Rodney Monroe, NC State (2-3-91)
31 Danny Strong, NC State (2-25-96)
31 Antawn Jamison, North Carolina (2-8-98)
31 Curtis Staples, Virginia (2-14-98)
31 Juan Dixon, Maryland (1-15-00)
31 Rashad McCants, North Carolina (2-10-04)
30 Jimmy Lee, Auburn (1-22-58)
30 Red Stroud, Mississippi State (1-14-63)
30 Ron Hawley, Louisville (2-16-63)
30 Jerry Waller, Georgia (2-20-65)
30 Johnny L. Napier, Tampa (1-2-69)
30 Charlie Scott, North Carolina (1-14-69)
30 John Mengelt, Auburn (1-17-70)
30 Len Bias, Maryland (2-22-86)
30 Horace Grant, Clemson (2-25-87)
30 Willie Anderson, Georgia (12-5-87)
30 Tony Massenburg, Maryland (2-14-89)
30 Bryant Stith, Virginia (1-21-90)
30 Ugonna Onyekwe, Pennsylvania (11-19-01)
30 Josh Howard, Wake Forest (1-19-03)

*** Most points by an opponent at AMC**

Rebounds

26 Bob Lienhard, Georgia (12-7-67)
22 Tim Duncan, Wake Forest (3-10-96)
20 Jerry Waller, Georgia (12-2-63)
20 Wayne Rollins, Clemson (1-8-77)
20 Tony Massenburg, Maryland (2-13-90)
20 Dale Davis, Clemson (3-3-90)

Field Goals

18 Evers Burns, Maryland (2-6-93)
18 Doug McKendrick, Rice (12-6-65)
17 Frank Selvy, Furman (2-11-54)
17 Marshall Rodgers, Pan American (1-28-75)
17 Wayman Tisdale, Oklahoma (12-18-82)
17 Rodney Monroe, NC State (1-13-91)
16 Darrell Floyd, Furman (1-13-55)

Field Goal Attempts

38 Frank Selvy, Furman (2-11-54)
37 Rodney Monroe, NC State (1-13-91)
32 Lafester Rhodes, Iowa State (3-18-88)
31 Darrell Floyd, Furman (1-13-55)
31 Mel Kennedy, Virginia (2-25-88)

3-Point Field Goals

10 KeKe Hicks, Coastal Carolina (11-28-94)
9 Curtis Staples, Virginia (2-14-98)
8 Shammond Williams, N. Carolina (2-8-98)
8 Chris Fleming, Richmond (12-1-90)
8 Chris McGuthrie, Mt. St. Mary's (12-18-95)
8 Bryan Buchanan, IUPUI (12-29-01)

3-Point Field Goal Att.

18 KeKe Hicks, Coastal Carolina (11-28-94)
17 Steve Paterno, Marist (1-2-90)
16 Chris McGuthrie, Mt. St. Mary's (12-18-95)
15 Curtis Staples, Virginia (2-14-98)
15 Bryan Buchanan, IUPUI (12-29-01)
15 J.J. Redick, Duke (2-5-05)

Free Throws

17 Frank Selvy, Furman (2-11-54)
16 Darrell Floyd, Furman (1-13-55)
15 Tony Windis, Wyoming (12-22-58)
14 Greg Dennis, Western Carolina (1-9-80)
14 Bryant Stith, Virginia (1-21-90)
14 Tyler Hansbrough, North Carolina (1-20-07)

Free Throw Attempts

24 Darrell Floyd, Furman (1-13-55)
20 Frank Selvy, Furman (2-11-54)
19 Tony Windis, Wyoming (12-22-58)
19 Andre Emmett, Texas Tech (11-28-04)
19 Nik Caner-Medley, Maryland (1-25-06)
17 Bill Depp, Vanderbilt (1-17-59)
17 Russ Hunt, Furman (12-22-71)

Assists

15 Chris Corchiani, NC State (2-20-88)
13 Bobby Hurley, Duke (1-28-90)
13 Chris Corchiani, NC State (1-13-91)
13 Ed Cota, North Carolina (2-8-98)
13 Delvon Arrington, Florida State (1-9-99)

Steals

9 Derrick Phelps, North Carolina (2-2-92)
9 Bob Sura, Florida State (3-2-95)
8 Juan Dixon, Maryland (1-6-01)
7 Terrell McIntyre, Clemson (3-1-98)
7 Chris Duhon, Duke (3-3-04)

Blocked Shots

8 Cedric Lewis, Maryland (2-13-91)
7 Cedric Lewis, Maryland (2-1-91)
7 Paul Carter, James Madison (11-20-91)
7 Sharone Wright, Clemson (2-4-93)
7 Kris Hunter, Virginia (2-25-99)



Opponent Season Highs • Team

Most Points

1.	2,828	1989-90
2.	2,735	1995-96
3.	2,608	1991-92
4.	2,552	2003-04
5.	2,432	2007-08

Fewest Points

1.	1,558	1979-80
2.	1,579	1981-82
3.	1,662	1960-61
4.	1,667	1978-79
5.	1,674	1959-60

Highest Scoring Avg.

1.	85.3	1973-74
2.	84.4	1971-72
3.	83.3	1972-73
4.	82.5	1974-75
5.	80.8	1989-90

Lowest Scoring Avg.

1.	59.8	1959-60
2.	59.9	1979-80
3.	60.7	1981-82
4.	60.9	1984-85
5.	63.5	1985-86

Field Goals

1.	1,093	1989-90
2.	1,027	1995-96
3.	993	1991-92
4.	961	1987-88
5.	911	1988-89

Field Goal Attempts

1.	2,394	1989-90
2.	2,368	1991-92
3.	2,276	1995-96
4.	2,228	2003-04
5.	2,193	1997-98

Among the school-record 2,232 points scored by Rich Yunkus (above left) in three seasons were 25 thirty-point games, also a Tech record. Jim Caldwell (below right) managed to snare 20 rebounds or more six times in his career, more than any other Tech player, and still ranks fourth on the Jackets' career rebound list.

Highest Field Goal Pct.

1.	.499 (778-1558)	1980-81
2.	.495 (735-1484)	1977-78
3.	.494 (549-1112)	1979-80
4.	.491 (847-1725)	1973-74
5.	.485 (768-1582)	1975-76

Lowest Field Goal Pct.

1.	.356 (624-1753)	1959-60
2.	.365 (618-1693)	1955-56
3.	.367 (682-1858)	1956-57
4.	.381 (679-1781)	1957-58
5.	.388 (865-2228)	2003-04

3-Pt. Field Goals

1.	255	1995-96
2.	239	2001-02
3.	218	2003-04
4.	216	1989-90
5.	215	2007-08

3-Pt. FG Attempts

1.	733	2003-04
2.	693	1995-96
3.	672	2001-02
4.	641	2004-05
5.	636	2007-08

Highest 3-Pt. FG Pct.

1.	.381 (106-278)	*1982-83
2.	.379 (96-253)	1986-87
3.	.374 (216-577)	1989-90
4.	.369 (178-482)	1999-00
5.	.368 (255-693)	1995-96

***3-pt line of 17-9 in effect only in 1982-83. Resumed at current distance in 1986-87.**

Lowest 3-Point FG Pct.

1.	.297 (218-733)	2003-04
2.	.300 (107-357)	1987-88
3.	.315 (202-641)	2004-05
4.	.317 (175-552)	2000-01
5.	.319 (169-530)	1992-93

Most Free Throws

1.	609	2007-08
2.	604	2003-04
3.	600	1971-72
4.	548	1965-66
5.	541	1957-58

Fewest Free Throws

1.	295	1981-82
2.	299	1975-76
3.	310	1977-78
4.	314	1996-97
5.	318	1993-94

Most Free Throw Att.

1.	909	2003-04
2.	867	2007-08
3.	828	1971-72
4.	779	1957-58
5.	777	2000-01

Fewest Free Throw Att.

1.	427	1981-82
2.	439	1975-76
3.	460	1977-78
4.	479	1996-97
5.	485	1993-94

Highest Free Throw Pct.

1.	.740 (548-741)	1965-66
2.	.733 (481-656)	1966-67
3.	.725 (600-828)	1971-72
4.	.722 (459-636)	1967-68
5.	.718 (455-634)	1964-65

Lowest Free Throw Pct.

1.	.643 (382-594)	1997-98
2.	.646 (426-659)	1995-96
3.	.647 (442-683)	1991-92
4.	.654 (428-654)	1963-64
5.	.6557 (318-485)	1993-94

Most Rebounds

1.	1,418	2003-04
2.	1,340	1989-90
3.	1,336	1991-92
4.	1,315	1995-96
5.	1,306	1970-71

Most Assists

1.	612	1989-90
2.	602	1987-88
3.	601	1995-96
4.	580	1991-92
5.	552	1988-89

Most Steals

1.	308	1997-98
2.	303	1991-92
3.	293	1998-99
4.	292	1995-96
5.	263	1992-93

Most Blocked Shots

1.	209	1997-98
2.	180	1991-92
3.	172	2003-04
4.	171	1998-99
5.	164	2002-03

Most Fouls

1.	759	2003-04
2.	712	1984-85
3.	686	1989-90
4.	676	1985-86
5.	675	2007-08

Career Statistics of Top Tech Players

TONY AKINS

Guard • 5-11 • 185 • Lilburn, Ga.

- Second-team all-ACC as a senior (2002)
- 11th at Tech in scoring, fourth in assists
- Second in career three-point FG, sixth in steals

Career Statistics

Year	G-GS	FG- FGA	Pct	3P-3PA	Pct	FT- FTA	Pct.	Reb	Avg	A	Bl	St	Pts	Avg
1999	31-31	108- 344	.316	57- 198	.288	76- 114	.667	114	3.7	148	1	44	349	11.3
2000	30-26	111- 301	.369	68- 185	.368	55- 71	.775	99	3.3	108	2	35	345	11.5
2001	30-29	140- 318	.440	78- 186	.419	78- 103	.757	104	3.5	128	0	35	436	14.5
2002	31-31	170- 406	.419	98-243	.403	90- 108	.833	118	3.8	176	0	59	528	17.0
Total	**122-117**	**529-1369**	**.386**	**301-812**	**.371**	**299-396**	**.755**	**435**	**3.6**	**560**	**3**	**173**	**1658**	**13.6**

KENNY ANDERSON



Guard • 6-2 • 166 • Rego Park, N.Y.

- Consensus first-team all-America, 1991
- Second-team all-America, 1990
- Two-time all-ACC, 1990-91
- ACC Rookie of the Year, 1990
- National Freshman of the Year, 1990
- Georgia Tech Hall of Fame, 2002
- Second pick in 1991 NBA draft (New Jersey Nets)
- Holds Tech single-game scoring record (50 points)

Career Statistics

Year	G-GS	FG- FGA	Pct	3P-3PA	Pct	FT- FTA	Pct	Reb	Avg	A	Bl	St	Pts	Avg
1990	35-35	283- 549	.515	48- 117	.410	107- 146	.733	193	5.5	285	3	79	721	20.6
1991	30-30	278- 636	.437	65- 185	.351	155- 187	.829	171	5.7	169	2	89	776	25.9
Total	**65-65**	**561-1185**	**.473**	**113-302**	**.374**	**262-333**	**.787**	**364**	**5.6**	**454**	**5**	**168**	**1497**	**23.0**

DREW BARRY

Guard • 6-5 • 190 • Danville, Calif.

- All-ACC, 1996 (2nd team)
- ACC All-Freshman, 1993
- Academic All-ACC, 1993, 1996
- Tech's all-time leader in assists
- Led ACC in assists three straight years, 1994-96
- Second-round pick by Seattle in 1996 NBA Draft

Career Statistics

Year	G-GS	FG- FGA	Pct	3P-3PA	Pct	FT- FTA	Pct	Reb	Avg	A	Bl	St	Pts	Avg
1993	30-13	80- 171	.468	25- 78	.321	33- 41	.805	102	3.4	164	9	42	218	7.3
1994	24-22	61- 145	.421	27- 81	.333	45- 58	.776	82	3.4	141	6	40	194	8.1
1995	27-27	119- 232	.513	50- 117	.427	73- 97	.753	131	4.9	181	13	46	361	13.4
1996	36-36	149- 367	.406	77- 209	.371	105- 133	.789	167	4.7	238	13	65	480	13.3
Total	**117-98**	**409- 915**	**.447**	**179-485**	**.369**	**256-329**	**.778**	**482**	**4.1**	**724**	**41**	**193**	**1253**	**10.5**

JON BARRY



Guard • 6-5 • 195 • Danville, Calif.

- All-ACC, 1992 (3rd)
- NBA first-round draft pick by Boston in 1992

Career Statistics

Year	G-GS	FG- FGA	Pct	3P-3PA	Pct	FT- FTA	Pct	Reb	Avg	A	Bl	St	Pts	Avg
1991	30-30	180- 405	.444	77- 209	.368	41- 56	.732	110	3.7	110	16	53	478	15.9
1992	35-35	201- 468	.429	99- 265	.374	101- 145	.697	152	4.3	207	8	71	602	17.2
Total	**65-65**	**381- 873**	**.436**	**176-474**	**.371**	**142-201**	**.706**	**262**	**4.0**	**317**	**24**	**124**	**1080**	**16.6**

TRAVIS BEST



Guard • 5-11 • 186 • Springfield, Mass.

- Second-team all-America, 1995
- All-ACC second-team, 1994 and 1995; third-team in 1993
- One of only six 2,000-point scorers in Tech history
- First-round pick by Indiana Pacers in 1995

Career Statistics

Year	G-GS	FG- FGA	Pct	3P-3PA	Pct	FT- FTA	Pct	Reb	Avg	A	Bl	St	Pts	Avg
1992	35-33	151- 336	.449	56- 145	.386	72- 98	.735	89	2.5	198	0	48	430	12.3
1993	30-30	163- 345	.472	80- 175	.457	82- 109	.752	94	3.1	176	6	51	488	16.3
1994	29-29	180- 390	.462	49- 144	.340	123- 142	.866	104	3.6	167	3	58	532	18.3
1995	30-30	209- 469	.446	73- 192	.380	116- 137	.847	95	3.2	151	6	60	607	20.2
Total	**124-122**	**703-1540**	**.456**	**258-656**	**.393**	**393-486**	**.809**	**382**	**3.1**	**692**	**15**	**217**	**2057**	**16.6**

BUD BLEMKER

Guard • 5-10 • 181 • Huntingburg, Ind.

- All-SEC, 1958 and 1959
- Georgia Tech Hall of Fame, 1965

Career Statistics

Year	G	FG- FGA	Pct	3P-3PA	Pct	FT- FTA	Pct	Reb	Avg	A	Bl	St	Pts	Avg
1957	26	161- 421	.382	-	-	104- 125	.832	140	5.4	-	-	-	426	16.4
1958	26	182- 471	.386	-	-	88- 111	.793	128	4.9	-	-	-	452	17.4
1959	26	158- 406	.389	-	-	72- 109	.661	109	4.2	-	-	-	388	14.9
Totals	**77**	**501-1298**	**.386**	**-**	**-**	**264-327**	**.807**	**377**	**4.8**	**-**	**-**	**-**	**1266**	**16.2**

CHRIS BOSH



Forward • 6-10 • 210 • Lancaster, Texas

- All-ACC second-team, 2003
- ACC Rookie of the Year, 2003
- USBWA Freshman all-America, 2003
- USBWA, NABC all-district, 2003
- Fourth overall pick in 2003 NBA Draft (Toronto)

Career Statistics

Year	G-GS	FG- FGA	Pct	3P-3PA	Pct	FT- FTA	Pct	Reb	Avg	A	Bl	St	Pts	Avg
2003	31-31	168- 300	.560	22- 46	.478	127- 174	.730	278	9.0	38	67	30	485	15.6

TICO BROWN

Guard • 6-5 • 203 • Kokomo, Ind.

- First-team all-Metro honors in 1977
- Second-team all-Metro in 1978
- Second-round draft pick by Utah Jazz in 1979

Career Statistics

Year	G	FG- FGA	Pct	3P-3PA	Pct	FT- FTA	Pct	Reb	Avg	A	Bl	St	Pts	Avg
1977	28	191- 386	.495	-	-	78- 95	.821	152	5.4	35	18	16	460	16.4
1978	27	182- 379	.480	-	-	71- 96	.740	133	4.9	40	6	32	435	16.1
1979	26	171- 374	.457	-	-	71- 92	.772	102	3.9	24	0	16	413	15.9
Total	**81**	**544-1139**	**.478**	**-**	**-**	**220-283**	**.777**	**387**	**4.8**	**99**	**24**	**64**	**1308**	**16.1**

JIM CALDWELL

Center • 6-10 • 234 • Lawrenceburg, Ind.

- All-SEC, 1963 & 1964
- Academic All-America (2nd), 1964
- Academic All-SEC, 1963 & 1964
- Georgia Tech Hall of Fame, 1976

Career Statistics

Year	G	FG- FGA	Pct	3P-3PA	Pct	FT- FTA	Pct	Reb	Avg	A	Bl	St	Pts	Avg
1963	26	141- 331	.426	-	-	75- 98	.765	283	10.9	-	-	-	357	13.7
1964	26	148- 381	.388	-	-	67- 114	.588	364	14.0	-	-	-	363	14.0
1965	25	172- 427	.402	-	-	90- 140	.642	346	13.8	-	-	-	434	17.4
Totals	**77**	**461-1139**	**.405**	**-**	**-**	**232-352**	**.659**	**993**	**12.9**	**-**	**-**	**-**	**1154**	**15.0**

JASON COLLIER

Forward • 7-0 • 255 • Springfield, Ohio

- Two-time second-team all-ACC selection
- Two seasons at Tech (denoted by *) after transferring from Indiana
- Became first Jacket to lead ACC in rebounding in 2000
- 15th overall pick by Milwaukee in 2000 NBA Draft

Career Statistics

Year	G-GS	FG- FGA	Pct	3P-3PA	Pct	FT- FTA	Pct	Reb	Avg	A	Bl	St	Pts	Avg
1997	33-27	112- 258	.434	6- 13	.462	80- 117	.684	188	5.7	24	34	16	310	9.4
1998	9-8	36- 64	.563	0- 0	.000	24- 36	.667	47	5.2	9	9	6	96	10.7
1999*	25-25	153- 347	.441	32- 90	.356	92- 128	.719	182	7.3	36	34	15	430	17.2
2000*	30-30	178- 376	.473	31- 84	.369	122- 166	.735	276	9.2	49	33	23	509	17.0
Total*	**55-55**	**331- 723**	**.458**	**63- 174**	**.362**	**214-294**	**.728**	**458**	**8.3**	**85**	**67**	**38**	**939**	**17.1**

JAVARIS CRITTENTON



Guard • 6-5 • 198 • Atlanta, Ga.

- Third-team all-ACC, ACC All-Freshman team, 2007
- Freshman All-America, 2007
- 19th pick in the 2007 NBA draft (Los Angeles Lakers)

Career Statistics

Year	G-GS	FG- FGA	Pct	3P-3PA	Pct	FT- FTA	Pct	Reb	Avg	A	Bl	St	Pts	Avg
2007	32-31	158- 351	.450	36- 101	.356	108- 138	.783	119	3.7	184	124	2	65	14.4

BRUCE DALRYMPLE
Guard • 6-4 • 209 • Manhattan, N.Y.



- All-ACC, 1986 (2nd-team), ACC Rookie of the Year, 1984
- Recorded the first triple-double in Tech history
- Georgia Tech Hall of Fame, 1994
- Second-round pick by Phoenix in 1987 NBA draft

Career Statistics

Year	G-GS	FG- FGA	Pct	3P-3PA	Pct	FT- FTA	Pct	Reb	Avg	A	Bl	St	Pts	Avg
1984	29-29	148- 310	.477	-	-	98- 130	.754	201	6.9	65	5	41	394	13.6
1985	35-35	172- 343	.501	-	-	109- 150	.727	206	5.9	135	4	65	453	12.9
1986	34-34	151- 290	.521	-	-	64- 101	.634	171	5.0	138	2	70	366	10.8
1987	28-28	143- 326	.439	12- 45	.267	77- 107	.720	166	5.9	108	2	51	375	13.4
Total	**126-126**	**614-1269**	**.484**	**12- 45**	**.267**	**348-488**	**.713**	**744**	**5.9**	**446**	**13**	**227**	**1588**	**12.6**

MELVIN DOLD
Guard • 6-2 • 190 • Flora, Ill.

- Georgia Tech Hall of Fame, 1951

Career Statistics

Year	G	FG- FGA	Pct	3P-3PA	Pct	FT- FTA	Pct	Reb	Avg	A	Bl	St	Pts	Avg
1948	25	115-	-	-	-	47-	-	-	-	-	-	-	277	11.1
1949	23	122-	-	-	-	41- 74	.554	-	-	-	-	-	285	12.4
1950	27	117-	-	-	-	65- 112	.580	-	-	-	-	-	299	11.1
1951	25	88-	-	-	-	43- 71	.606	-	-	-	-	-	219	8.8
Totals	**100**	**442-**	**-**	**-**	**-**	**196-**	**-**	**-**	**-**	**-**	**-**	**-**	**1080**	**10.8**

SAMMY DRUMMER
Forward • 6-5 • 208 • Muncie, Ind.



- First-team all-Metro Conference, 1978
- Selected by Houston Rockets in 1979 NBA draft

Career Statistics

Year	G	FG- FGA	Pct	3P-3PA	Pct	FT- FTA	Pct	Reb	Avg	A	Bl	St	Pts	Avg
1978	27	232- 504	.460	-	-	104- 128	.813	166	6.1	49	4	39	568	21.0
1979	26	257- 556	.462	-	-	102- 146	.699	177	6.8	39	3	51	616	23.7
Total	**53**	**489-1060**	**.461**	**-**	**-**	**206-274**	**.752**	**343**	**6.5**	**88**	**7**	**90**	**1184**	**22.3**

B.J. ELDER
Guard • 6-4 • 218 • Madison, Ga.



- AP All-American (HM), 2004
- All-ACC second team (2004), third team (2003)
- USBWA, NABC all-district, 2004
- Wooden Award finalist, 2004

Career Statistics

Year	G-GS	FG- FGA	Pct	3P-3PA	Pct	FT- FTA	Pct	Reb	Avg	A	Bl	St	Pts	Avg
2002	31-13	115- 269	.428	41- 114	.360	37- 47	.787	66	2.1	44	3	27	308	9.9
2003	30-28	171- 371	.461	61- 154	.396	47- 68	.691	79	2.6	73	2	33	450	15.0
2004	38-36	194- 468	.415	77- 206	.374	103- 132	.780	105	2.8	53	4	28	568	14.9
2005	23-21	107- 268	.399	43- 126	.341	33- 46	.717	53	2.3	26	3	18	290	12.6
Total	**122-98**	**587-1376**	**.427**	**222-600**	**.370**	**220-293**	**.751**	**303**	**2.5**	**196**	**12**	**106**	**1616**	**13.2**

DUANE FERRELL
Forward • 6-7 • 209 • Baltimore, Md.



- All-ACC (second team), 1987 and 1988
- ACC Rookie of the Year, 1985
- Georgia Tech Hall of Fame, 1995
- Signed NBA free agent contract and played 11 years

Career Statistics

Year	G-GS	FG- FGA	Pct	3P-3PA	Pct	FT- FTA	Pct	Reb	Avg	A	Bl	St	Pts	Avg
1985	32-28	117- 232	.504	-	-	56- 98	.571	131	4.1	71	4	13	290	9.1
1986	34-33	172- 289	.595	-	-	69- 91	.758	168	4.9	95	17	33	413	12.1
1987	29-29	201- 387	.519	6- 15	.400	112- 138	.811	170	5.9	79	7	34	520	17.9
1988	32-32	230- 432	.532	4- 14	.286	131- 175	.749	211	6.6	44	24	39	595	18.6
Total	**127-122**	**720-1340**	**.537**	**10- 29**	**.345**	**368-502**	**.733**	**680**	**5.4**	**289**	**52**	**119**	**1818**	**14.3**

NOTE: THE PLAYERS WHO APPEAR ON THE FOLLOWING PAGES EITHER WERE NAMED TO AN ALL-CONFERENCE TEAM DURING THEIR TECH CAREERS, OR THEY FINISHED WITH AT LEAST 1,000 CAREER POINTS.

JASON FLOYD
Forward • 6-6 • 205 • Hampton, Ga.



- Two-year starter under coach Bobby Cremins (1999-2000)
- Led Tech in free throw shooting in 1998-99
- Finished career among Tech's career leaders in three-point field goals

Career Statistics

Year	G-GS	FG- FGA	Pct	3P-3PA	Pct	FT- FTA	Pct	Reb	Avg	A	Bl	St	Pts	Avg
1997	27-4	38- 115	.330	14- 62	.226	14- 17	.824	43	1.6	19	3	10	104	3.9
1998	33-1	71- 182	.390	44- 114	.386	26- 37	.703	79	2.4	35	7	17	212	6.4
1999	31-31	150- 375	.400	69- 211	.327	48- 57	.842	148	4.8	60	14	36	417	13.5
2000	30-26	104- 260	.400	42- 135	.311	32- 44	.727	107	3.6	36	10	16	282	9.4
Total	**121-62**	**363- 932**	**.389**	**169-522**	**.324**	**120-155**	**.774**	**377**	**3.1**	**150**	**34**	**79**	**1015**	**8.4**

JAMES FORREST
Forward • 6-8 • 243 • Atlanta, Ga.



- All-ACC first team, 1994
- All-ACC third team, 1995
- Everett Case Award (ACC Tournament MVP), 1993
- Freshman all-America, 1992

Career Statistics

Year	G-GS	FG- FGA	Pct	3P-3PA	Pct	FT- FTA	Pct	Reb	Avg	A	Bl	St	Pts	Avg
1992	35-34	195- 383	.509	1- 4	.250	75- 106	.708	224	6.4	64	19	31	466	13.3
1993	30-29	246- 454	.542	2- 4	.500	92- 134	.687	226	7.5	43	28	31	586	19.5
1994	25-22	187- 400	.468	0- 6	.000	101- 141	.716	198	7.9	36	18	19	475	19.0
1995	24-23	184- 377	.488	0- 4	.000	83- 125	.664	198	8.3	38	23	34	451	18.8
Total	**114-108**	**812-1614**	**.503**	**3- 18**	**.167**	**351-506**	**.694**	**846**	**7.4**	**181**	**88**	**115**	**1978**	**17.4**

TOM HAMMONDS
Forward • 6-9 • 227 • Crestview, Fla.



- Third-team all-America, 1989
- All-ACC first-team, 1988 & 1989; second team, 1987
- #20 jersey retired, Mar. 1, 1989
- First-round pick by Washington in 1989 NBA Draft
- Inducted into Georgia Tech Hall of Fame, 1996

Career Statistics

Year	G-GS	FG- FGA	Pct	3P-3PA	Pct	FT- FTA	Pct	Reb	Avg	A	Bl	St	Pts	Avg
1986	34-33	168- 276	.609	-	-	80- 93	.816	219	6.4	37	11	14	416	12.2
1987	29-29	206- 362	.569	0- 0	.000	59- 74	.797	208	7.2	41	15	12	471	16.2
1988	30-30	229- 403	.568	0- 0	.000	109- 132	.826	216	7.2	40	20	10	567	18.9
1989	30-30	250- 465	.538	1- 3	.333	126- 163	.773	242	8.1	51	26	14	627	20.9
Total	**123-122**	**853-1506**	**.566**	**1- 3**	**.333**	**374-462**	**.810**	**885**	**7.2**	**169**	**72**	**50**	**2081**	**16.9**

MATT HARPRING
Forward • 6-8 • 225 • Dunwoody, Ga.



- First-team all-America, 1998
- Academic All-America, 1997 (2nd) & 1998 (1st)
- Three-time all-ACC first team, 1996-98
- NCAA & ACC Postgraduate Scholarships
- ACC All-Freshman, 1995
- #15 jersey retired, Feb. 28, 1998
- Tech's career leader in FT made and attempted
- Second in Tech history in career points, rebounds
- Finalist for Wooden and Naismith awards, 1998
- 15th pick in the 1998 NBA draft by the Orlando Magic

Career Statistics

Year	G-GS	FG- FGA	Pct	3P-3PA	Pct	FT- FTA	Pct	Reb	Avg	A	Bl	St	Pts	Avg
1995	29-24	121- 250	.484	28- 73	.384	81- 110	.736	180	6.2	68	7	39	351	12.1
1996	36-36	233- 457	.510	66- 154	.429	138- 181	.762	293	8.1	79	5	61	670	18.6
1997	27-27	169- 410	.412	65- 190	.342	110- 163	.675	222	8.2	60	10	32	513	19.0
1998	32-32	230- 504	.456	52- 168	.299	179- 221	.810	302	9.4	82	7	44	691	21.6
Total	**124-119**	**753-1621**	**.465**	**211-585**	**.361**	**508-675**	**.753**	**997**	**8.0**	**289**	**29**	**176**	**2225**	**17.9**

Career Statistics of Top Tech Players

LENNY HORTON
Forward • 6-7 • 190 • Vauxhall, N.J.



- Honorable mention all-Metro, 1978
- Drafted by Seattle Supersonics, 1980
- Metro All-Freshman, 1977
- Inducted into Georgia Tech Hall of Fame, 1985

Career Statistics

Year	G	FG- FGA	Pct	3P-3PA	Pct	FT- FTA	Pct	Reb	Avg	A	Bl	St	Pts	Avg
1977	28	100- 213	.469	-	-	89- 119	.748	134	4.8	39	3	14	289	10.3
1978	27	107- 175	.611	-	-	80- 103	.777	202	7.5	33	8	16	294	10.9
1979	26	136- 223	.610	-	-	65- 78	.833	198	7.6	41	11	28	337	13.0
1980	26	171- 293	.584	-	-	104- 127	.819	170	6.5	44	5	36	446	17.2
Total	**107**	**514- 904**	**.568**	**-**	**-**	**338-427**	**.791**	**704**	**6.6**	**157**	**27**	**94**	**1411**	**13.2**

JARRETT JACK
Guard • 6-3 • 202 • Fort Washington, Md.



- Honorable mention All-American, 2005
- All-ACC second-team, 2005; third-team, 2004
- ACC all-tournament team, 2005
- USBWA all-district, 2005
- First-round draft choice, Denver, 2005 (traded to Portland)

Career Statistics

Year	G-GS	FG- FGA	Pct	3P-3PA	Pct	FT- FTA	Pct.	Reb	Avg	A	Bl	St	TP	Avg
2003	31-31	97- 213	.455	17- 60	.283	83- 118	.703	110	3.5	185	3	51	294	9.5
2004	38-38	145- 318	.456	30- 95	.316	154- 192	.802	185	4.9	213	5	74	474	12.5
2005	32-31	164- 319	.514	46- 104	.442	123- 142	.866	155	4.8	145	3	58	497	15.5
Total	**101-100**	**406- 850**	**.478**	**93-259**	**.359**	**360-452**	**.796**	**450**	**4.5**	**543**	**11**	**183**	**1265**	**12.5**

ALVIN JONES
Center • 6-11 • 265 • Lakeland, Fla.

- All-ACC first-team, 2001
- ACC All-Defensive Team, 1998-01
- Has Tech records for blocks in a game, season, career
- Second player in Tech annals with 1,000 pts/1,000 rebs
- Drafted by the Philadelphia 76ers

Career Statistics

Year	G-GS	FG- FGA	Pct	3P-3PA	Pct	FT- FTA	Pct	Reb	Avg	A	Bl	St	Pts	Avg
1998	33-31	80- 161	.497	0- 1	.000	64- 115	.557	220	6.7	28	141	18	224	6.8
1999	31-28	145- 277	.523	0- 0	.000	105- 201	.522	302	9.7	53	107	18	395	12.7
2000	30-29	91- 205	.444	0- 1	.000	110- 179	.615	241	8.0	43	76	24	292	9.7
2001	30-30	134- 278	.482	0- 2	.000	133- 223	.596	312	10.4	46	101	28	401	13.4
Total	**124-118**	**450- 921**	**.489**	**0- 4**	**.000**	**412-718**	**.574**	**1075**	**8.7**	**170**	**425**	**88**	**1312**	**10.6**

ROGER KAISER
Guard • 6-1 • 190 • Dale, Ind.

- Consensus first-team all-America in 1961
- First-team all-America in 1960
- SEC Player of the Year, 1961
- Two-time all-SEC, 1960-61
- #21 jersey retired, 1961
- Finished with Tech career records for points, average
- Georgia Tech Hall of Fame, 1966
- NCAA Silver Anniversary Award, 1986

Career Statistics

Year	G	FG- FGA	Pct	3P-3PA	Pct	FT- FTA	Pct	Reb	Avg	A	Bl	St	Pts	Avg
1959	26	138- 342	.404	-	-	106- 127	.835	182	7.0	-	-	-	382	14.7
1960	28	237- 503	.471	-	-	164- 190	.863	154	5.5	-	-	-	638	22.8
1961	26	216- 517	.418	-	-	176- 203	.867	106	4.1	-	-	-	608	23.4
Totals	**80**	**591-1362**	**.434**	**-**	**-**	**446-520**	**.858**	**442**	**5.5**	**-**	**-**	**-**	**1628**	**20.4**

BOBBY KIMMEL
Guard • 6-3 • 175 • Panama City, Fla.

- All-SEC, 1956 and 1957
- Georgia Tech Hall of Fame, 1963

Career Statistics

Year	G	FG- FGA	Pct	3P-3PA	Pct	FT- FTA	Pct	Reb	Avg	A	Bl	St	Pts	Avg
1955	25	119- 361	.330	-	-	122- 170	.718	-	-	-	-	-	360	14.4
1956	23	137- 342	.401	-	-	159- 207	.768	204	8.9	-	-	-	433	18.8
1957	26	125- 367	.341	-	-	143- 216	.662	223	8.6	-	-	-	393	15.1
Totals	**98**	**381-1070**	**.356**	**-**	**-**	**424-593**	**.715**	**-**	**-**	**-**	**-**	**-**	**1363**	**13.9**

MARVIN LEWIS
Guard • 6-4 • 205 • Germantown, Md.

- ACC All-Academic team, 2001, 2003, 2004
- ACC Post-Graduate Scholarship recipient
- Tied for most games played in Tech history
- 18th on career scoring list, 4th in three-point FG

Career Statistics

Year	G-GS	FG- FGA	Pct	3P-3PA	Pct	FT- FTA	Pct.	Reb	Avg	A	Bl	St	TP	Avg
2001	30-29	88- 213	.413	40- 107	.374	46- 53	.868	134	4.5	44	3	28	262	8.7
2002	31-31	111- 272	.408	54- 138	.391	63- 72	.875	122	3.9	56	5	41	339	10.9
2003	31-28	127- 305	.416	63- 172	.366	60- 73	.822	108	3.5	67	5	27	377	12.2
2004	38-33	142- 323	.440	82- 206	.398	52- 65	.800	107	2.8	54	6	29	418	11.0
Career	**130-121**	**468-1113**	**.420**	**239-623**	**.384**	**221-263**	**.840**	**471**	**3.6**	**221**	**19**	**125**	**1396**	**10.7**

MALCOLM MACKEY
Center • 6-11 • 248 • Chattanooga, Tenn.



- All-ACC, 1991 (second team) & 1992 (third team)
- ACC All-Tournament, 1990 (3rd team) & 1992 (2nd)
- Tech's all-time leader in rebounds and games played
- First-round selection by Phoenix in 1993 NBA draft

Career Statistics

Year	G-GS	FG- FGA	Pct	3P-3PA	Pct	FT- FTA	Pct	Reb	Avg	A	Bl	St	Pts	Avg
1990	35-33	113- 202	.559	0- 0	.000	26- 59	.441	262	7.5	16	41	13	252	7.2
1991	30-30	190- 345	.551	0- 1	.000	80- 134	.597	321	10.7	30	54	16	460	15.3
1992	35-35	212- 388	.546	0- 1	.000	129- 189	.683	316	9.0	54	43	17	553	15.8
1993	30-29	193- 364	.530	0- 1	.000	83- 130	.638	306	10.2	41	61	14	469	15.6
Total	**130-127**	**708-1299**	**.545**	**0- 3**	**.000**	**318-512**	**.621**	**1205**	**9.3**	**141**	**199**	**60**	**1734**	**13.3**

MICHAEL MADDOX
Forward • 6-9 • 226 • Atlanta, Ga.



- Three-year starter
- Member of 1996 ACC regular-season champions

Career Statistics

Year	G-GS	FG- FGA	Pct	3P-3PA	Pct	FT- FTA	Pct	Reb	Avg	A	Bl	St	Pts	Avg
1995	30-12	108- 238	.454	26- 68	.382	31- 54	.574	135	4.5	36	19	27	273	9.1
1996	36-36	128- 257	.498	29- 68	.426	47- 72	.653	168	4.7	41	28	16	332	9.2
1997	27-27	97- 241	.402	30- 91	.330	37- 59	.627	163	6.0	38	13	24	261	9.7
1998	33-33	163- 343	.475	48- 126	.381	63- 92	.685	221	6.7	57	33	35	437	13.2
Total	**126-108**	**496-1079**	**.460**	**133-353**	**.377**	**178-277**	**.643**	**687**	**5.5**	**172**	**93**	**102**	**1303**	**10.3**

STEPHON MARBURY
Guard • 6-3 • 180 • Brooklyn, N.Y.



- First-team all-ACC, ACC Rookie of the Year, 1996
- Third-team all-America, 1996
- Freshman all-America, 1996
- ACC All-Tournament, 1996
- Fourth pick in the 1996 NBA draft (Milwaukee, traded to Minnesota)

Career Statistics

Year	G-GS	FG- FGA	Pct	3P-3PA	Pct	FT- FTA	Pct	Reb	Avg	A	Bl	St	Pts	Avg
1996	36-35	235- 514	.457	88- 238	.370	121- 164	.738	113	3.1	161	4	63	679	18.9

ANTHONY MORROW
Guard • 6-5 • 215 • Charlotte, N.C.



- All-ACC (honorable mention), 2008
- Holds Tech record for career free throw percentage
- Finished 14th on Tech all-time points list, 3rd in three-point FG

Career Statistics

Year	G-GS	FG-	FGA	Pct	3P-	3PA	Pct	FT-	FTA	Pct	Reb	Avg	A	Bl	St	Pts	Avg
2005	31-0	61-	154	.396	38-	104	.365	17-	19	.895	59	1.9	11	8	14	177	5.7
2006	28-28	154-	348	.443	78-	182	.429	63-	71	.887	127	4.5	46	5	30	449	16.0
2007	32-10	104-	244	.426	61-	146	.418	49-	58	.845	87	2.7	28	3	19	318	9.9
2008	32-32	154-	336	.458	81-	181	.448	67-	78	.859	130	4.1	34	10	36	456	14.3
TOTAL	**123-70**	**473-**	**1082**	**.437**	**258-**	**613**	**.421**	**196-**	**226**	**.867**	**403**	**3.3**	**119**	**26**	**99**	**1400**	**11.4**

CRAIG NEAL
Guard • 6-5 • 166 • Washington, Ind.

- All-ACC (third-team), 1989
- Holds Tech records for assists in game and season
- ACC record 303 assists in 1988
- Drafted by Portland in 1989 NBA draft

Career Statistics

Year	G-GS	FG-	FGA	Pct	3P-	3PA	Pct	FT-	FTA	Pct	Reb	Avg	A	Bl	St	Pts	Avg
1984	28-4	64-	136	.471	-	-	-	23-	34	.676	31	1.1	80	5	17	151	5.4
1985	4-0	4-	10	.400	-	-	-	2-	4	.500	3	0.8	9	0	1	10	2.5
1986	34-1	67-	156	.429	-	-	-	58-	70	.829	43	1.3	96	2	20	192	5.6
1987	29-16	74-	162	.457	34-	82	.415	36-	43	.837	52	1.8	171	3	33	218	7.5
1988	32-30	80-	170	.471	32-	88	.364	55-	77	.714	68	2.1	303	12	56	247	7.7
Total	**127-51**	**289-**	**634**	**.456**	**66-**	**170**	**.388**	**174-**	**228**	**.763**	**197**	**1.6**	**659**	**22**	**127**	**818**	**6.4**

JIM NOLAN
Center • 6-8 • 210 • Macon, Ga.

- All-SEC Tournament, 1948; All-SEC, 1949
- Drafted by the Philadelphia Warriors
- Georgia Sports Hall of Fame, 1962
- Georgia Tech Hall of Fame, 1962

Career Statistics

Year	G	FG-	FGA	Pct	3P-	3PA	Pct	FT-	FTA	Pct	Reb	Avg	A	Bl	St	Pts	Avg
1946	21	-	-	-	-	-	-	-	-	-	-	-	-	-	-	-	-
1947	20	58-	-	-	-	-	-	36-	-	-	-	-	-	-	-	152	7.6
1948	21	93-	-	-	-	-	-	65-	-	-	-	-	-	-	-	251	12.0
1949	24	-	-	-	-	-	-	-	-	-	-	-	-	-	-	-	-
Total	**86**	**420-**		**-**	**-**		**-**	**296-**		**-**	**-**	**-**	**-**	**-**	**-**	**1136**	**13.2**

BRIAN OLIVER
Guard • 6-4 • 211 • Smyrna, Ga.



- Second-team all-ACC, 1989 and 1990
- ACC Tournament MVP, 1990
- Second-round pick by Philadelphia, 1990 NBA draft
- Only Tech player with 1,000 points, 500 rebounds and 500 assists
- Georgia Tech Hall of Fame, 2000

Career Statistics

Year	G-GS	FG-	FGA	Pct	3P-	3PA	Pct	FT-	FTA	Pct	Reb	Avg	A	Bl	St	Pts	Avg
1987	29-15	72-	158	.456	7-	18	.389	54-	75	.720	91	3.1	92	3	26	205	7.1
1988	32-32	157-	310	.506	13-	38	.342	76-	102	.745	139	4.3	112	0	42	403	12.6
1989	32-32	191-	345	.554	28-	70	.400	106-	135	.785	179	5.6	223	1	44	516	16.1
1990	34-34	260-	504	.516	57-	147	.388	147-	204	.721	204	6.0	111	5	28	724	21.3
Total	**127-113**	**680-**	**1317**	**.516**	**105-**	**273**	**.385**	**383-**	**516**	**.742**	**613**	**4.8**	**538**	**9**	**140**	**1848**	**14.6**

MARK PRICE
Guard • 6-1 • 174 • Enid, Okla.

- Three-time all-America (first-team in 1985)
- Four-time all-ACC selection (first-team, 1984-85-86)
- Finalist for Wooden and Naismith awards, 1986
- ACC Player of the Year, 1985
- Everett Case Award (ACC Tournament MVP), 1985
- ACC Rookie of the Year, 1983
- #25 jersey retired, March 2, 1986
- #25 jersey also retired by Cleveland Cavaliers
- Georgia Sports Hall of Fame, 2005
- Georgia Tech Hall of Fame, 1991
- Second-round pick by Dallas in 1986 (traded to CLE)

Career Statistics

Year	G-GS	FG-	FGA	Pct	3P-	3PA	Pct	FT-	FTA	Pct	Reb	Avg	A	Bl	St	Pts	Avg
1983	28-28	201-	462	.435	73-	166	.440	93-	106	.877	105	3.8	91	4	55	568	20.3
1984	29-29	191-	375	.509	-	-	-	70-	85	.824	61	2.1	121	0	55	452	15.6
1985	35-35	223-	462	.483	-	-	-	137-	163	.840	71	2.0	150	2	66	583	16.7
1986	34-34	233-	441	.528	-	-	-	124-	145	.855	94	2.8	148	5	64	590	17.4
Total	**126-126**	**848-**	**1740**	**.487**	**73-**	**166**	**.440**	**424-**	**499**	**.850**	**331**	**2.6**	**510**	**11**	**240**	**2193**	**17.4**

TERRY RANDALL
Guard • 5-10 • 165 • Columbia, Ky.

- All-SEC, 1958 and 1959
- Georgia Tech Hall of Fame, 1970

Career Statistics

Year	G	FG-	FGA	Pct	3P-	3PA	Pct	FT-	FTA	Pct	Reb	Avg	A	Bl	St	Pts	Avg
1957	26	153-	346	.442	-	-	-	112-	135	.830	132	5.1	-	-	-	418	16.1
1958	25	157-	387	.406	-	-	-	94-	123	.764	142	5.7	-	-	-	408	16.3
1959	26	138-	324	.426	-	-	-	87-	110	.791	131	5.0	-	-	-	363	14.0
Totals	**77**	**448-**	**1057**	**.424**	**-**		**-**	**293-**	**368**	**.796**	**405**	**5.3**	**-**	**-**	**-**	**1189**	**15.4**

JOHN SALLEY
Center • 7-0 • 231 • Brooklyn, N.Y.

- Second-team all-America, 1986
- Second-team all-ACC, 1985 & 1986
- #22 jersey retired, March 2, 1986
- Georgia Tech Hall of Fame, 1991
- 11th pick in the 1986 NBA draft (New Jersey)
- Part of four NBA championship teams in his professional career

Career Statistics

Year	G-GS	FG-	FGA	Pct	3P-	3PA	Pct	FT-	FTA	Pct	Reb	Avg	A	Bl	St	Pts	Avg
1983	27-27	104-	207	.502	0-	0	.000	102-	160	.638	153	5.7	36	35	18	310	11.5
1984	29-29	126-	214	.589	-		-	89-	132	.674	167	5.8	73	67	22	341	11.8
1985	35-35	193-	308	.627	-		-	105-	165	.636	250	7.1	93	82	29	491	14.0
1986	34-34	172-	284	.606	-		-	101-	170	.594	228	6.7	117	59	28	445	13.1
Total	**125-125**	**595-**	**1013**	**.587**	**0-**	**0**	**.000**	**397-**	**627**	**.633**	**798**	**6.4**	**319**	**243**	**97**	**1587**	**12.7**

DENNIS SCOTT
Forward • 6-8 • 229 • Reston, Va.



- First-team all-America, National Player of the Year, 1990
- Two-time all-ACC, 1989 (3rd) & 1990 (1st)
- ACC Player of the Year, 1990
- ACC Rookie of the Year, 1988
- Holds Tech records for 3-pt FG in game, season & career
- Scored ACC-record 970 points in 1990
- Fourth pick in 1990 NBA draft by Orlando Magic
- Georgia Tech Hall of Fame, 2001

Career Statistics

Year	G-GS	FG-	FGA	Pct	3P-	3PA	Pct	FT-	FTA	Pct	Reb	Avg	A	Bl	St	Pts	Avg
1988	32-31	181-	411	.440	98-	208	.471	36-	55	.655	161	5.0	116	11	43	496	15.5
1989	32-32	227-	512	.443	116-	292	.397	79-	97	.814	131	4.1	98	7	45	649	20.3
1990	35-35	336-	722	.465	137-	331	.414	161-	203	.793	231	6.6	71	33	62	970	27.7
Total	**99-98**	**744-**	**1645**	**.452**	**351-**	**831**	**.422**	**276-**	**355**	**.777**	**523**	**5.3**	**285**	**51**	**150**	**2115**	**21.4**

Career Statistics of Top Tech Players

PETE SILAS
Forward • 6-6 • 180 • Miami, Fla.

- All-SEC, 1951 (3rd) & 1953 (1st)
- 1955 Pan-Am Games, Gold Medal
- Drafted by Minneapolis Lakers
- NCAA Silver Anniversary Award, 1978

Career Statistics

Year	G	FG- FGA	Pct	3P-3PA	Pct	FT- FTA	Pct	Reb	Avg	A	Bl	St	Pts	Avg
1951	27	121-	-	-	-	75- 109	.688	-	-	-	-	-	317	11.6
1952	23	156-	-	-	-	81-	-	-	-	-	-	-	393	17.8
1953	22	144- 432	.333	-	-	86- 131	.656	-	-	-	-	-	374	17.0
Totals	**72**	**421-**	**-**	**-**	**-**	**242-**	**-**	**-**	**-**	**-**	**-**	**-**	**1084**	**15.1**

BROOK STEPPE
Guard • 6-5 • 190 • Atlanta, Ga.



- Tech's first all-ACC player in 1982 (second team)
- First-round NBA pick in 1983 by Kansas City

Career Statistics

Year	G-GS	FG- FGA	Pct	3P-3PA	Pct	FT- FTA	Pct	Reb	Avg	A	Bl	St	Pts	Avg
1979	26	57- 113	.504	-	-	55- 67	.821	35	1.3	21	3	16	169	6.5
1980	26	178- 352	.506	-	-	135- 168	.804	111	4.3	64	4	27	491	18.9
1982	25-24	175- 329	.532	-	-	95- 129	.736	136	5.4	49	10	26	445	17.8
Total	**77**	**410- 794**	**.516**	**-**	**-**	**285-364**	**.783**	**282**	**3.7**	**134**	**17**	**69**	**1105**	**14.4**

JIM THORNE
Guard • 6-2 • 175 • Cuyahoga Falls, Ohio



- Finished career as Tech's all-time assists leader
- Georgia Tech Hall of Fame, 1979

Career Statistics

Year	G	FG- FGA	Pct	3P-3PA	Pct	FT- FTA	Pct	Reb	Avg	A	Bl	St	Pts	Avg
1969	24	49- 156	.314	-	-	55- 70	.786	94	3.9	88	-	-	153	6.4
1970	27	97- 182	.533	-	-	85- 109	.780	95	3.5	163	-	-	279	10.3
1971	30	160- 333	.480	-	-	77- 108	.713	112	5.5	160	-	-	397	13.2
Totals	**81**	**306- 671**	**.456**	**-**	**-**	**217-287**	**.756**	**301**	**3.7**	**411**	**-**	**-**	**829**	**10.2**

PHIL WAGNER
Guard • 6-2 • 187 • Cynthiana, Ky.

- Drafted by Atlanta Hawks, 1968
- Georgia Tech Hall of Fame, 1973

Career Statistics

Year	G	FG- FGA	Pct	3P-3PA	Pct	FT- FTA	Pct	Reb	Avg	A	Bl	St	Pts	Avg
1966	26	145- 304	.477	-	-	97- 123	.789	92	3.5	99	-	-	387	14.9
1967	21	164- 291	.564	-	-	82- 104	.788	106	5.0	88	-	-	410	19.5
1968	20	140- 292	.479	-	-	112- 137	.818	132	6.6	78	-	-	392	19.6
Totals	**67**	**449- 887**	**.506**	**-**	**-**	**291-364**	**.799**	**330**	**4.9**	**265**	**-**	**-**	**1189**	**17.7**

JIM WOOD
Center • 6-8 • 210 • Steubenville, Ohio

- All-Metro, 1977 (second team)
- Georgia Tech Hall of Fame, 1985

Career Statistics

Year	G	G- FGA	Pct	3P-3PA	Pct	FT- FTA	Pct	Reb	Avg	A	Bl	St	Pts	Avg
1974	25	119- 257	.463	-	-	40- 58	.690	138	5.5	18	-	-	278	11.1
1975	26	167- 327	.511	-	-	55- 78	.705	249	9.6	23	-	-	389	15.0
1976	27	165- 334	.494	-	-	68- 94	.723	166	6.1	31	-	-	398	14.7
1977	28	151- 313	.482	-	-	92- 124	.742	187	6.7	28	-	-	394	14.1
Totals	**106**	**602-1231**	**.489**	**-**	**-**	**255-354**	**.720**	**740**	**7.0**	**100**	**-**	**-**	**1459**	**13.8**

RICH YUNKUS
Center • 6-9 • 215 • Benton, Ill.

- Second-team All-America, 1971; third-team, 1970
- Sixth in the nation in scoring in 1970
- Tech's all-time leader in points & scoring avg.
- Three-time Academic All-America, 1969-71
- #40 jersey retired, 1971
- Georgia Tech Hall of Fame, 1976

Career Statistics

Year	G	FG- FGA	Pct	3P-3PA	Pct	FT- FTA	Pct	Reb	Avg	A	Bl	St	Pts	Avg
1969	25	243- 465	.523	-	-	117- 156	.750	276	11.0	31	-	-	603	24.1
1970	27	317- 568	.558	-	-	180- 217	.829	323	12.0	60	-	-	814	30.1
1971	32	314- 691	.454	-	-	187- 241	.776	356	11.1	50	-	-	815	25.5
Totals	**84**	**874-1724**	**.507**	**-**	**-**	**484-614**	**.788**	**955**	**11.4**	**141**	**-**	**-**	**2232**	**26.6**





BRUCE DALRYMPLE (left) and BRIAN OLIVER are the only players in Tech history to record more than 1,000 points, 500 rebounds and 400 assists in their careers.

Career Totals of All Tech Players since 1979-80


Jon Babul

Anthony Byrd


Eddie Elisma

Shaun Fein


Matt Geiger


Yvon Joseph

Years	Name	G	MP	FG-	FGA	Pct	3P-	3PA	Pct	FT-	FTA	Pct	O-	D	Reb	Avg	A	TO	Bl	St	Pts	Avg
84-85	Adams, Bud	3	12	0-	1	.000	0-	0	.000	4-	6	.667	0-	0	0	0.0	0	0	1	0	4	1.3
89-91	Anderson, Kenny	65	2488	561-	1185	.43	113-	302	.374	262-	333	.787	113-	251	364	5.6	454	252	5	168	1497	23.0
98-02	Akins, Tony	122	3969	529-	1369	.386	301-	812	.371	299-	396	.755	80-	355	435	3.6	561	404	3	173	1658	13.6
96-01	Babul, Jon	100	2153	140-	382	.366	15-	67	.223	133-	207	.643	188-	214	402	4.0	108	137	38	48	428	4.3
90-94	Balanis, Rod	34	95	13-	31	.419	1-	9	.111	7-	9	.778	5-	11	16	0.5	11	11	1	0	34	1.0
93-95	Barbic, Yann	23	152	19-	48	.396	5-	19	.263	8-	13	.615	12-	17	29	1.3	16	26	0	7	51	2.2
89-94	Barnes, Darryl	63	365	37-	84	.440	0-	0	.000	13-	26	.500	21-	58	79	1.3	10	23	33	4	87	1.4
92-96	Barry, Drew	117	3910	409-	915	.447	179-	485	.369	256-	329	.778	76-	406	482	4.1	724	366	41	193	1253	10.7
90-92	Barry, Jon	65	2319	381-	873	.436	176-	474	.371	142-	201	.706	63-	199	262	4.0	317	188	24	124	1080	16.6
91-95	Best, Travis	124	4504	703-	1540	.456	258-	656	.393	393-	486	.809	66-	316	382	3.1	692	324	15	217	2057	16.6
87-88	Boisvert, Dave	9	27	4-	10	.400	0-	0	.000	0-	3	.000	0-	12	12	1.3	4	0	0	1	8	0.9
02-03	Bosh, Chris	31	960	168-	300	.560	22-	46	.478	127-	174	.730	95-	183	278	9.0	38	72	67	30	485	15.6
81-83	Bradford, Maurice	51	582	147-	310	.474	0-	1	.000	89-	158	.563	-	-	214	4.2	96	78	10	23	383	7.5
94-97	Brennan, Bryan	31	49	6-	24	.250	2-	8	.250	5-	8	.625	3-	4	7	0.2	3	3	0	5	19	0.6
88-89	Brittian, Maurice	32	653	60-	97	.619	0-	0	.000	23-	31	.74.2	-	-	146	4.6	43	0	16	10	143	4.5
01-04	Brooks, Robert	111	1287	100-	217	.461	0-	0	.000	44-	74	.594	97-	191	288	2.6	56	78	52	55	244	2.2
88-90	Brown, Karl	67	1643	64-	187	.342	18-	62	.290	90-	133	.677	14-	97	111	1.7	233	47	3	69	236	3.5
04-05	Bynum, Will	62	1489	220-	545	.404	83-	255	.325	165-	216	.764	28-	117	145	2.3	154	132	1	60	688	11.1
81-84	Byrd, Anthony	79	920	248-	481	.516	23-	57	.000	96-	125	.768	-	-	169	2.1	85	35	7	65	615	7.8
85-86	Carr, Michael	7	22	3-	6	.500	0-	0	.000	1-	2	.500	0-	3	3	0.6	1	0	0	0	7	1.4
96-97	Cassidy, Omar	7	24	0-	2	.000	0-	2	.000	0-	1	.000	0-	0	0	0.0	6	4	0	2	0	0.0
07-08	Causey, Matt	30	538	72-	121	.421	36-	85	.424	37-	49	.755	8-	37	45	1.5	111	72	1	29	217	7.2
87-88	Christian, Michael	9	159	15-	42	.357	7-	13	.538	4-	7	.571	-	-	22	2.4	25	0	2	3	41	4.6
80-82	Cole, Dave	28	164	21-	47	.447	0-	0	.000	22-	38	.579	-	-	44	1.6	2	27	4	2	64	2.3
98-00	Collier, Jason	55	1824	331-	723	.458	63-	174	.362	214-	294	.728	129-	329	458	8.3	85	184	67	38	939	17.1
06-07	Crittenton, Javaris	32	1003	158-	351	.450	36-	101	.356	108-	138	.783	28-	91	119	3.7	184	124	2	65	460	14.4
97-98	Culbreth, Bert	5	19	2-	9	.222	1-	6	.167	0-	0	.000	0-	3	3	0.6	0	1	1	0	5	1.0
83-87	Dalrymple, Bruce	126	4331	614-	1269	.484	12-	45	.267	348-	488	.713	-	-	744	5.9	446	0	13	227	1588	12.6
88-91	Domalik, Brian	57	409	28-	88	.318	22-	64	.344	15-	29	.517	7-	17	24	0.4	43	34	0	8	93	1.6
02-05	Elder, B.J.	122	3130	587-	1376	.427	222-	600	.370	220-	293	.751	127-	176	303	2.5	196	216	12	106	1616	13.2
93-97	Elisma, Eddie	122	3200	368-	669	.550	2-	5	.400	166-	281	.59.1	342-	423	765	6.3	91	182	180	90	904	7.4
01-03	Ewing, David	13	17	2-	4	.500	0-	0	.000	0-	0	.000	0-	4	4	0.3	0	1	0	0	4	0.3
07-08	Faye, Mouhammad	35	416	51-	131	.389	10-	45	.222	17-	36	.472	35-	51	86	2.5	26	42	14	21	129	3.7
99-01	Fein, Shaun	60	1792	249-	449	.554	140-	368	.380	86-	126	.683	41-	149	190	3.2	168	101	7	57	718	12.0
84-88	Ferrell, Duane	127	3999	720-	1340	.537	10-	29	.345	368-	502	.733	-	-	680	5.4	289	0	52	119	1818	14.3
96-00	Floyd, Jason	121	2808	363-	932	.389	169-	522	.324	120-	155	.774	152-	225	377	3.1	150	184	34	79	1015	8.4
84-87	Ford, Antoine	98	1375	109-	239	.456	0-	0	.000	63-	96	.656	-	-	276	2.8	50	0	87	18	281	2.9
91-95	Forrest, James	114	3775	812-	1614	.503	3-	18	.167	351-	507	.692	268-	578	846	7.4	181	236	88	115	1978	17.4
05-06	Fredrick, Zam	47	934	121-	310	.390	33-	105	.314	54-	75	.720	17-	66	83	1.8	125	107	3	28	329	7.0
90-93	Gaddy, James	17	43	6-	19	.316	1-	2	.000	0-	0	.000	5-	4	9	0.5	7	4	0	3	13	0.8
81-82	Gardner, Scott	11	-	2-	5	.400	0-	0	.000	0-	3	.000	0-	3	3	0.3	0	2	0	0	4	0.4
95-96	Gaston, Juan	35	351	50-	110	.455	5-	16	.313	22-	38	.579	35-	43	78	2.2	12	18	3	21	127	3.6
90-92	Geiger, Matt	62	1683	295-	507	.582	0-	5	.000	133-	192	.693	164-	262	426	6.9	63	122	94	30	723	11.7
90-91	Gemberling, Brian	4	8	3-	7	.429	0-	1	.000	0-	0	.000	2-	3	5	1.3	0	1	0	0	6	1.5
97-98	Glover, Dion	33	1163	222-	503	.441	45-	166	.271	119-	186	.640	73-	93	166	5.0	86	119	8	70	608	18.4
80-82	Goza, Lee	53	828	176-	284	.620	0-	0	.000	94-	144	.653	-	-	285	5.4	52	134	20	12	446	8.4
79-81	Hall, Fred	41	859	147-	365	.403	0-	0	.000	54-	86	.628	-	-	117	2.9	29	86	8	23	348	8.5
85-89	Hammonds, Tom	123	4387	853-	1506	.566	1-	3	.333	374-	467	.801	-	-	885	7.2	169	0	72	59	2081	16.9
91-95	Harlicka, Todd	45	116	10-	45	.222	5-	27	.185	4-	4	1.000	7-	6	13	0.3	8	17	2	13	29	0.7
94-98	Harpring, Matt	124	4506	753-	1621	.465	211-	585	.361	508-	675	.753	395-	602	997	8.0	289	356	29	178	2225	17.9
00-01	Harpring, Patrick	8	14	1-	7	.143	1-	2	.500	0-	0	.000	1-	1	2	0.2	0	1	0	1	3	0.4
82-84	Harvey, Tim	55	1018	87-	193	.451	2-	2	1.000	70-	116	.603	-	-	187	3.4	54	0	31	13	246	4.5
90-93	Hill, Bryan	94	1908	174-	398	.437	47-	118	.398	79-	144	.549	77-	139	216	2.3	192	159	19	73	474	5.0
94-96	Hodge, Bucky	53	281	20-	57	.351	1-	2	.500	6-	12	.500	25-	26	51	1.0	10	25	11	3	47	0.9
79-80	Horton, Lenny	26	957	171-	293	.584	0-	0	.000	104-	127	.819	-	-	170	6.5	44	55	5	36	446	17.2
81-82	Howard, Brian	25	-	73-	137	.533	0-	0	.000	29-	39	.744	-	-	47	1.9	62	66	1	19	175	7.0
99-01	Isenhour, Michael	39	300	14-	45	.311	0-	0	.000	9-	14	.643	14-	24	38	1.0	14	30	4	7	37	0.9
03-05	Jack, Jarrett	101	3260	406-	850	.478	93-	259	.359	360-	452	.796	44-	406	450	4.5	543	332	11	183	1265	12.5
97-01	Jones, Alvin	124	3880	450-	921	.489	0-	4	.000	412-	718	.574	320-	755	1075	8.7	170	324	425	88	1312	10.6
92-93	Jones, Shawn	2	8	2-	3	.667	1-	1	1.000	0-	0	.000	0-	2	2	1.0	2	2	0	1	5	2.5
82-85	Joseph, Yvon	65	1934	288-	525	.549	0-	0	.000	182-	257	.708	-	-	446	6.9	54	0	17	37	758	11.7
95-99	Kelly, Ashley	34	187	12-	32	.375	1-	2	.500	10-	15	.667	15-	21	36	1.1	4	16	5	10	35	1.0
92-96	Kelly, John	37	76	8-	18	.444	4-	12	.333	7-	16	.438	2-	7	9	0.2	10	10	0	3	27	0.7
96-99	Kincaid, Kevin	14	19	1-	3	.333	0-	0	.000	1-	2	.500	1-	5	6	0.4	1	1	0	0	3	0.2
80-81	Kowalski, Dave	27	530	50-	111	.450	0-	0	.000	13-	26	.500	-	-	71	2.6	28	49	2	12	113	4.2

Will Bynum


Dion Glover

continued next page

Career Totals of All Tech Players Since 1979-80

Isma'il Muhammad


James Munlyn

Ivano Newbill

Luke Schenscher


George Thomas

T.J. Vines


Clarence Moore


Jeremis Smith

Years	Name	G	MP	FG	FGA	Pct	3P	3PA	Pct	FT	FTA	.Pct	O	D	Reb	Avg	A	TO	Bl	St	Pts	Avg
98-01	LaBarrie, Darryl	72	783	113	262	.431	24	83	.289	36	57	.632	39	58	97	1.3	62	72	0	36	286	4.0
00-02	Lane, Halston	61	969	126	328	.384	64	176	.364	78	102	.765	45	109	154	2.5	57	71	5	29	394	6.5
80-81	Lee, Henry	17	141	10	36	.278	0	0	.000	10	12	.833	-	-	19	1.1	4	8	0	1	30	1.8
01-04	Lewis, Marvin	130	3664	468	1113	.420	239	623	.384	221	263	.840	170	301	471	3.6	221	195	19	125	1396	10.7
80-82	Lyon, Stu	48	909	109	242	.450	0	0	.000	48	61	.787	-	-	79	1.6	80	118	3	27	266	5.5
96-98	Machado, Pablo	48	397	29	58	.500	0	0	.000	24	46	.522	28	40	68	1.4	24	28	14	6	82	1.7
89-93	Mackey, Malcolm	130	4141	708	1299	.545	0	3	.000	318	512	.621	476	729	1205	9.3	141	265	199	60	1734	13.3
94-98	Maddox, Michael	126	3639	496	1079	.460	133	353	.377	178	277	.643	232	455	687	5.5	172	251	93	102	1303	10.3
79-80	Mann, John	26	899	50	107	.467	0	0	.000	10	20	.500	-	-	84	3.2	41	43	4	30	110	4.2
82-86	Mansell, Jack	68	329	29	83	.349	0	2	.000	24	32	.750	-	-	71	1.0	11	0	10	11	82	1.2
1996	Marbury, Stephon	32	1345	235	514	.457	88	238	.370	121	164	.738	34	79	113	3.1	161	115	4	63	679	18.9
84-88	Martinson, John	50	173	9	23	.391	0	2	.000	22	35	.629	-	-	9	0.2	16	0	0	11	40	0.8
02-05	McHenry, Anthony	130	2076	144	367	.392	25	117	.214	54	97	.557	96	211	307	2.4	159	131	95	110	367	2.8
88-90	McNeil, Johnny	67	1567	144	266	.541	0	0	.000	101	137	.737	63	293	356	5.3	53	30	19	29	389	5.8
96-98	Medlock, Jan	21	49	5	10	.500	0	0	.000	5	6	.833	3	6	9	0.4	5	7	4	1	15	0.7
82-83	Mills, David	14	54	5	8	.625	4	6	.000	3	4	.750	-	-	5	0.4	6	0	0	1	17	1.2
00-04	Moore, Clarence	103	2058	236	553	.427	64	178	.360	124	187	.663	168	297	465	4.5	146	153	57	116	660	6.4
92-94	Moore, Martice	56	1585	228	538	.424	56	159	.000	61	88	.693	85	174	259	4.6	117	128	28	54	573	10.2
96-97	Morris, Kevin	27	781	54	197	.274	36	131	.275	15	25	.600	15	43	58	2.1	85	67	2	43	159	5.9
02-05	Muhammad, Isma'il	126	2512	388	796	.487	11	44	.250	192	390	.492	208	324	532	4.2	182	228	33	129	979	7.8
86-91	Munlyn, James	103	966	81	210	.386	0	0	.000	49	92	.533	25	202	227	2.2	30	11	45	31	211	2.0
94-96	Murphy, Ryan	22	51	10	26	.385	4	13	.308	2	3	.667	5	2	7	0.3	9	3	1	2	26	1.2
83-88	Neal, Craig	127	3095	289	636	.454	66	170	.388	174	228	.763	-	-	197	1.6	659	0	22	127	818	6.4
79-82	Neal, Steve	40	322	20	56	.357	0	0	.000	16	29	.552	-	-	60	1.5	8	33	4	3	56	1.4
98-02	Neal, Winston	24	39	3	17	.176	0	5	.000	1	4	.250	3	5	8	0.3	2	3	0	0	7	0.3
02-04	Nelson, David	26	45	4	10	.400	2	5	.400	1	2	.500	0	2	2	0.1	5	10	0	2	11	0.4
01-03	Nelson, Ed	62	1575	196	439	.446	0	8	.000	122	194	.629	142	276	418	6.7	43	106	33	52	514	8.3
80-81	New, David	16	155	3	13	.231	0	0	.000	6	8	.750	-	-	10	0.6	4	12	1	2	12	0.8
90-94	Newbill, Ivano	123	2441	186	367	.507	0	6	.000	102	219	.466	249	405	654	5.3	123	151	82	56	474	3.9
79-80	Nidiffer, Toby	7	23	1	3	.333	0	0	.000	0	0	.000	-	-	2	0.3	0	0	0	0	2	0.3
79-80	Noyes, Rob	22	514	24	66	.364	0	0	.000	26	45	.578	-	-	79	3.6	30	32	2	13	74	3.4
03-04	Nyström, Jim	21	101	16	34	.471	8	24	.333	2	4	.500	2	5	7	0.3	7	7	0	5	42	2.0
79-80	O'Brien, Kerry	26	848	80	138	.580	0	0	.000	14	25	.560	-	-	47	1.8	78	52	5	28	174	6.7
86-90	Oliver, Brian	127	4425	680	1317	.516	105	273	.385	383	516	.742	82	531	613	4.8	538	97	9	140	1848	14.6
80-81	Patterson, Bill	2	30	8	20	.400	0	0	.000	1	1	1.000	-	-	2	1.0	1	4	0	2	17	8.5
82-83	Pearson, Danny	28	857	89	176	.506	0	0	.000	61	87	.701	-	-	145	5.2	45	0	10	15	239	8.5
79-80	Peck, Steve	20	168	8	30	.267	0	0	.000	8	12	.667	-	-	23	1.2	5	22	0	3	24	1.2
97-00	Perry, Kyle	14	22	2	4	.500	0	0	.000	1	3	.333	0	1	1	0.1	2	4	0	1	5	0.4
83-85	Petway, Scott	64	1393	92	202	.455	0	0	.000	50	70	.714	-	-	166	2.6	126	0	5	45	234	3.7
98-99	Prentice, Jason	6	6	1	3	.333	0	0	.000	0	1	.000	0	1	1	0.2	1	0	0	0	2	0.3
82-86	Price, Mark	126	4604	848	1740	.487	73	166	.440	424	499	.850	-	-	331	2.6	510	0	11	240	2193	17.4
85-89	Reese, Willie	49	161	24	48	.500	0	0	.000	22	36	.611	-	-	44	0.9	3	0	15	4	70	1.4
82-86	Salley, John	125	4197	595	1013	.587	0	0	.000	397	627	.633	-	-	798	6.4	319	0	243	97	1587	12.7
95-97	Saunders, Gary	57	1423	182	415	.439	46	150	.307	72	109	.661	63	73	136	2.4	92	103	16	48	482	8.5
02-05	Schenscher, Luke	119	2546	359	662	.542	2	5	.400	153	242	.632	232	408	640	5.4	95	198	157	68	873	7.3
87-90	Scott, Dennis	99	3686	744	1645	.452	351	831	.000	276	355	.777	65	458	523	5.3	285	90	51	150	2115	21.4
79-81	Shaw, Steve	51	889	44	113	.389	0	0	.000	30	61	.492	-	-	125	2.5	21	71	4	8	118	2.3
85-89	Sherrod, Anthony	97	1029	134	292	.459	4	19	.211	46	63	.730	-	-	203	2.1	58	0	4	22	318	3.3
05-08	Smith, Jeremis	106	2679	343	645	.532	7	32	.219	259	452	.573	263	445	708	6.7	174	178	37	135	952	9.0
97-98	Spivey, Travis	33	958	63	158	.399	17	56	.304	44	64	.688	34	76	110	3.3	143	111	3	48	187	5.7
79-82	Steppe, Brook	51	904	353	681	.518	0	0	.000	230	297	.774	-	-	247	4.8	113	149	14	53	936	18.4
03-06	Tarver, Theodis	96	1092	74	159	.465	0	0	.000	22	37	.595	82	124	206	2.1	34	66	82	36	199	2.1
79-83	Thomas, George	96	1878	291	712	.409	10	31	.323	115	185	.622	-	-	438	4.6	221	161	16	137	707	7.4
96-00	Trotti, Paul	29	54	9	27	.333	1	6	.167	0	0	.000	3	5	8	0.3	7	3	0	0	19	0.7
97-01	Vines, T.J.	124	2396	176	497	.354	108	325	.332	81	137	.591	50	133	183	1.5	231	184	4	115	541	4.5
91-94	Vinson, Fred	61	1143	150	365	.411	92	240	.383	35	44	.795	62	90	152	2.5	51	68	9	43	427	7.0
04-07	West, Mario	103	1436	118	251	.470	15	52	.288	82	121	.678	76	157	233	2.3	130	90	21	119	333	3.2
88-92	White, Greg	36	84	9	31	.290	0	3	.000	7	13	.538	4	4	8	0.2	7	8	0	2	25	0.7
87-89	Whitmore, David	33	416	61	117	.521	0	1	0.0	42	62	.677	-	-	60	1.8	20	0	13	17	164	5.0
95-96	Williams, Ajani	4	5	1	3	.333	0	0	0.0	0	0	.000	2	0	2	0.5	1	0	0	0	2	0.5
93-95	Williams, C.J.	31	337	34	71	.479	8	27	29.6	19	23	.826	16	20	36	1.2	19	17	3	8	95	3.1
79-80	Williams, John	4	10	1	4	.250	0	0	0.0	5	6	.833	-	-	2	0.5	0	1	0	0	7	1.8
83-84	Williams, Ron	5	9	1	2	.500	0	0	0.0	0	0	.000	-	-	2	0.4	0	0	0	0	2	0.4
80-84	Wilson, Greg	72	586	67	161	.416	0	0	0.0	56	111	.505	-	-	143	2.0	10	59	19	8	190	2.6
06-07	Young, Thaddeus	31	917	177	370	.478	39	93	.419	52	70	.743	72	79	151	4.9	63	67	12	40	445	14.4

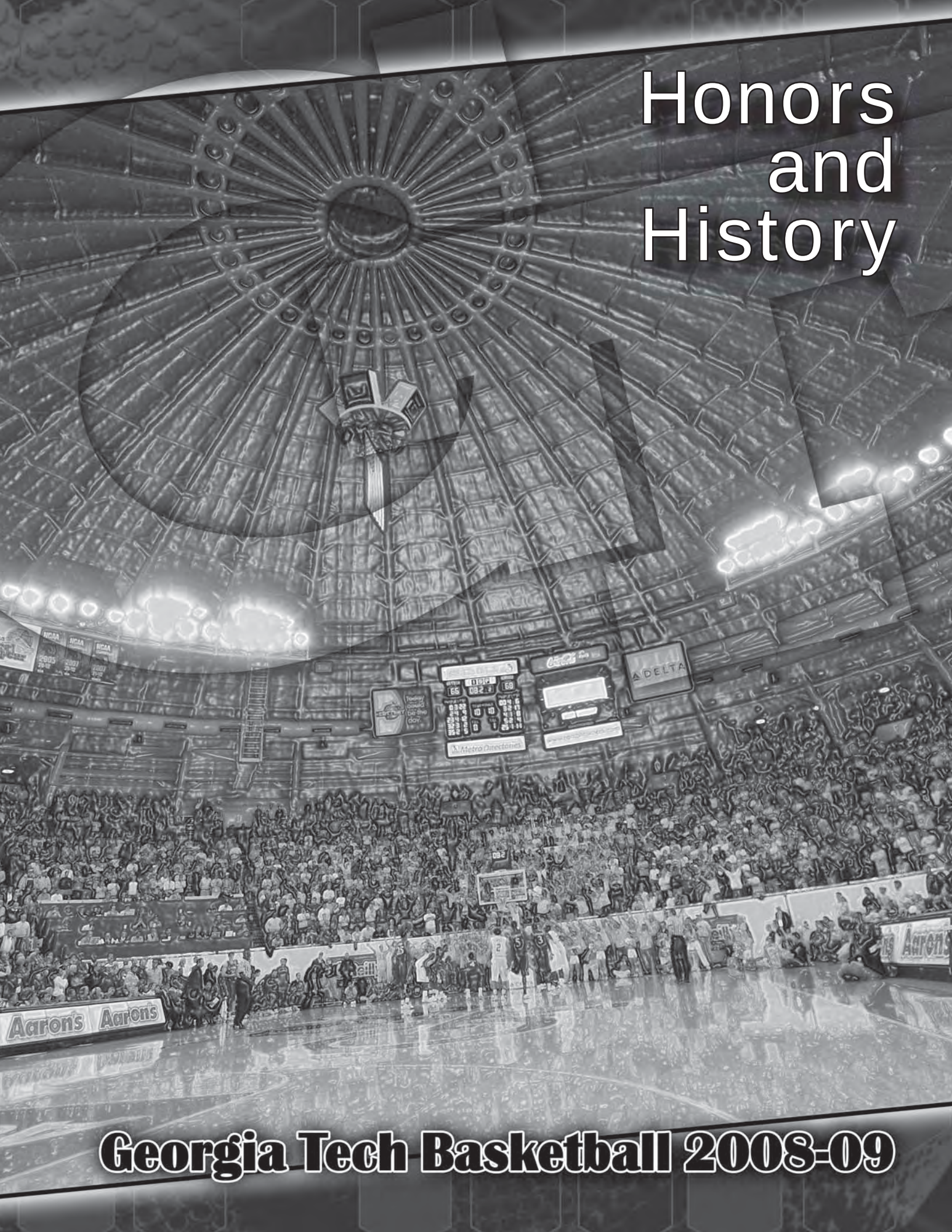
Honors
and
History
Aaron's
Georgia Tech Basketball 2008-09

All-Americans

Roger Kaiser, G

1960 Look/USBWA (1st)
The Sporting News (2nd)
1961* Associated Press (1st)
United Press Int'l (1st)
NEA (1st)
The Sporting News (1st)
Look/USBWA (1st)
NABC (2nd)

Rich Yunkus, C

1970 Associated Press (3rd)
United Press Int'l (3rd)
The Sporting News (HM)
1971 NABC (2nd)
The Sporting News (HM)

Tico Brown, G

1977 The Sporting News (HM)
1978 The Sporting News (HM)
1979 The Sporting News (HM)

Sammy Drummer, F

1978 The Sporting News (HM)
1979 The Sporting News (HM)

Brook Steppe, F

1980 The Sporting News (HM)

Mark Price, G

1983 The Sporting News (HM)
1984 United Press Int'l (3rd)
Basketball Weekly (3rd)
The Sporting News (HM)
1985# ESPN (1st)
NBC-TV (1st)
Associated Press (2nd)
Kodak (2nd)
United Press Int'l (3rd)
Basketball Weekly (3rd)
The Sporting News (HM)
1986 NABC (2nd)
Basketball Weekly (2nd)
Associated Press (3rd)
United Press Int'l (3rd)
The Sporting News (HM)

John Salley, C

1985 The Sporting News (HM)
1986 NABC (2nd)
Associated Press (HM)
United Press Int'l (HM)

Duane Ferrell, F

1986 The Sporting News (HM)
1987 The Sporting News (HM)
1988 The Sporting News (HM)

Tom Hammonds, F

1986 The Sporting News (HM)
1987 The Sporting News (HM)
1988 The Sporting News (HM)
1989 The Sporting News (HM)
NABC (3rd)
Basketball Times (3rd)

Brian Oliver, G

1989 The Sporting News (HM)
1990 Associated Press (HM)
United Press Int'l (HM)
The Sporting News (HM)

Dennis Scott, F

1989 Sporting News (HM)
1990# The Sporting News (1st)
USBWA (1st)
Naismith (1st)
The National (1st)
Associated Press (2nd)
United Press Int'l (2nd)
Wooden Award (2nd)
Scripps Howard (2nd)
NABC (3rd)

Kenny Anderson, G

1990 The Sporting News (2nd)
Wooden (2nd)
NABC (2nd)
Associated Press (3rd)
United Press Int'l (HM)
1991* Associated Press (1st)
United Press Int'l (1st)
USBWA (1st)
NABC (1st)
The Sporting News (2nd)
Basketball Times (1st)
Basketball Weekly (1st)
Naismith (1st)
Wooden (1st)

Malcolm Mackey, F

1993 United Press Int'l (HM)

James Forrest, F

1993 Associated Press (HM)
1994 Associated Press (HM)

Travis Best, G

1994 Scripps-Howard (HM)
1995 Basketball Weekly (2nd)

Stephon Marbury, G

1996 Associated Press (3rd)
College Sports (3rd)

Matt Harpring, F

1997 The Sporting News (HM)
1998 Basketball America (1st)
Dick Vitale (1st)
USBWA (2nd)
Basketball Weekly (2nd)
Basketball News (2nd)
Associated Press (3rd)
Basketball Times (3rd)

B.J. Elder, G

2004 Associated Press (HM)

Jarrett Jack, G

2005 Associated Press (HM)
SI.com (HM)
Rivals.com (3rd)

*** Consensus first-team selection**
 # Consensus second-team selection

Georgia Tech's First-Team All-Americans


KENNY ANDERSON

MATT HARPRING


ROGER KAISER


MARK PRICE


DENNIS SCOTT

National/Regional Honors

James Naismith Award

1986 Mark Price (finalist)
John Salley (nominated)
1987 Bruce Dalrymple (finalist)
1990 Dennis Scott (Player of the Year)
1994 Travis Best (nominated)
James Forrest (nominated)
1997 Matt Harpring (nominated)
1997 Matt Harpring (finalist)
1998 Matt Harpring (finalist)

John Wooden Award

1986 Mark Price (finalist)
John Salley (nominated)
1989 Tom Hammonds (finalist)
1990 Dennis Scott (finalist)
Kenny Anderson (finalist)
1994 Travis Best (nominated)
James Forrest (nominated)
1997 Matt Harpring (nominated)
1997 Matt Harpring (finalist)
1998 Matt Harpring (finalist)
2004 B.J. Elder (semi-finalist)

National Player of the Year

1990 Dennis Scott (The Sporting News)

NABC All-District

1988 Tom Hammonds (1st)
Duane Ferrell (2nd)
1989 Tom Hammonds (1st)
1990 Kenny Anderson (1st)
Dennis Scott (1st)
Brian Oliver (2nd)
1993 James Forrest (2nd)
Malcolm Mackey (2nd)
1994 Travis Best (1st)
James Forrest (2nd)
1995 Travis Best (1st)
1996 Stephon Marbury (1st)
1998 Matt Harpring (1st)
2001 Alvin Jones (2nd)
2003 Chris Bosh (1st)
2004 B.J. Elder (2nd)

USBWA All-District

1993 Travis Best
1996 Stephon Marbury (1st)
1998 Matt Harpring (1st)
Dion Glover (1st)
2003 Chris Bosh (1st)
2004 B.J. Elder (1st)
2005 Jarrett Jack (1st)

Basketball Times All-South

2005 Jarrett Jack (1st)

National Freshman of the Year

1990 Kenny Anderson (UPI, Basketball Times, Scripps Howard)



RICH YUNKUS
THREE-TIME ACADEMIC ALL-AMERICAN



DENNIS SCOTT
NATIONAL PLAYER OF THE YEAR - 1990

Freshman All-America

1992 James Forrest (Basketball Times, 1st)
1993 Martice Moore (Basketball Times, 3rd)
1995 Matt Harpring (Basketball Weekly, 2nd)
1996 Stephon Marbury (Basketball Weekly, 1st)
2003 Chris Bosh (USBWA, 1st)
2007 Javaris Crittenton (College Insider.com)

NABC Silver Anniversary Award

1986 Roger Kaiser

National Player of the Week

Jan. 12, 1989 Tom Hammonds (Sports Illustrated)
Dec. 18, 1990 Dennis Scott (The Sporting News)
Feb. 19, 1990 Dennis Scott (The National)
Nov. 30, 2003 Jarrett Jack (The Sporting News)

NCAA Silver Anniversary Award

1978 Pete Silas
1986 Roger Kaiser

National Coach of the Year

1985 Bobby Cremins (CBS-TV, Chevrolet, NBC-TV Al McGuire, Basketball Times)
1990 Bobby Cremins (Naismith)
2004 Paul Hewitt (Fritz Pollard Award/BCA)

NABC District Coach of the Year

1988 Bobby Cremins
2001 Paul Hewitt

Academic All-America

1964 Jim Caldwell, C (2nd)
1969 Rich Yunkus, C
1970 Rich Yunkus, C
1971 Rich Yunkus, C
1997 Matt Harpring, F (2nd)
1998 Matt Harpring, F (1st)

Academic All-District III

1996 Matt Harpring, F
1997 Matt Harpring, F
1998 Matt Harpring, F
2004 Marvin Lewis, G

NCAA Postgraduate Scholarship

1998 Matt Harpring, F

Atlantic Coast Conference Honors

ACC Player of the Year

1985	Mark Price, G (AP)
1990	Dennis Scott, F

ACC Coach of the Year

1983	Bobby Cremins
1985	Bobby Cremins
1996	Bobby Cremins
2001	Paul Hewitt

ACC Rookie of the Year

1983	Mark Price, G
1984	Bruce Dalrymple, G
1985	Duane Ferrell, F
1986	Tom Hammonds, F
1988	Dennis Scott, G
1990	Kenny Anderson, G
1993	Martice Moore, G-F
1996	Stephon Marbury, G
2002	Ed Nelson, F
2003	Chris Bosh, F



BROOK STEPPE
TECH'S FIRST ALL-ACC PLAYER - 1982

All-Atlantic Coast Conference

1982	Brook Steppe, G (2nd)
1983	Mark Price, G (2nd)
1984	Mark Price, G (1st)
1985	Mark Price, G (1st) John Salley, F (2nd)
1986	Mark Price, G (1st) John Salley, C (2nd) Bruce Dalrymple, G (2nd/AP)
1987	Duane Ferrell, F (2nd) Tom Hammonds, F (2nd/AP)
1988	Tom Hammonds, F (1st) Duane Ferrell, F (2nd) Craig Neal, G (3rd/AP)
1989	Tom Hammonds, F (1st) Brian Oliver, G (2nd) Dennis Scott, G (3rd/AP)
1990	Dennis Scott, F (1st*) Kenny Anderson, G (1st) Brian Oliver, G (2nd) ***unanimous**
1991	Kenny Anderson, G (1st) Malcolm Mackey, F (2nd)
1992	Jon Barry, G (3rd) Malcolm Mackey, F (3rd)
1993	Travis Best, G (3rd)
1994	James Forrest, F (1st) Travis Best, G (2nd)
1995	Travis Best, G (2nd) James Forrest, F (3rd)
1996	Matt Harpring, F (1st) Stephon Marbury, G (1st) Drew Barry, G (2nd)
1997	Matt Harpring, F (1st)
1998	Matt Harpring, F (1st)
1999	Jason Collier, F (2nd)
2000	Jason Collier, F (2nd)
2001	Alvin Jones, C (1st)
2002	Tony Akins, G (2nd)
2003	Chris Bosh (2nd) B.J. Elder (3rd)
2004	B.J. Elder (2nd) Jarrett Jack (3rd)
2005	Jarrett Jack (2nd)
2007	Javaris Crittenton (3rd)



JARRETT JACK
ALL-ACC - 2004, 2005

ACC All-Freshman

1993	Drew Barry, G (1st) Martice Moore, F (1st)
1995	Matt Harpring, F (1st)
1996	Stephon Marbury, G (1st)
1998	Dion Glover, G (1st) Alvin Jones, C (1st)
2001	Marvin Lewis, F (1st)
2002	Ed Nelson, F (1st) B.J. Elder, G (1st)
2003	Chris Bosh (1st)
2007	Javaris Crittenton (1st) Thaddeus Young (HM)

ACC Academic Honor Roll

1980	Kerry O'Brien
1982	Stu Lyons
1990	Greg White
1992	Rod Balanis, James Gaddy, Greg White
1993	Drew Barry
1994	Yann Barbic, Todd Harlicka, John Kelly
1995	Matt Harpring
1996	Drew Barry, Matt Harpring, John Kelly
1997	Matt Harpring, Jon Babul
1998	Matt Harpring
1999	Jon Babul
2000	Jon Babul
2001	Marvin Lewis
2003	Marvin Lewis
2004	Keith Jones, Marvin Lewis, David Nelson
2006	Gary Cage, Mario West
2008	Gary Cage

Weaver-James-Corrigan ACC Postgraduate Scholarship

1998	Matt Harpring
2004	Marvin Lewis

All-Conference Honors

Georgia Tech Hall of Fame

Member	At Tech	Inducted
Kenny Anderson	1990-91	2002
Nicholas George Azar	1926-28	1982
Travis Best	1992-95	2006
Bud Blemker	1957-59	1965
Jim Caldwell	1963-65	1976
Lennie Cohen	1955-57	1973
R.D. Craddock	1963-65	1975
Bobby Cremins, coach	1981-00	2006
Bruce Dalrymple	1984-87	1994
Dave Denton	1958-60	1973
Melvin Dold	1948-51	1961
Duane Ferrell	1985-88	1995
Gilbert Fraser#	1921	1979
Sid Goldin	1930	1984
Tom Hammonds	1986-89	1996
Tiny Hearn	1928	1964
Joe Helms	1955-56	1964
Lenny Horton	1977-80	1985
John "Whack" Hyder*	1935-37	1960
Bo Johnston	1936-38	1958
Ed Jones#	1936-38	1971
Bill Jordan	1936-38	1986
Pres Judy	1965-67	1974
Roger Kaiser	1959-61	1966
Joe Keener	1948-51	1974
Bobby Kimmel	1954-57	1963
Malcolm Mackey	1990-93	2005
Roy Mundorff, coach	1926-42	1968
Alan Nass	1961-63	1973
Jim Nolan	1947-49	1962
Brian Oliver	1987-90	2000
Wesley Paxson	1943-47	1969
Frank Player	1929	1984
Mark Price	1983-86	1991
Jerry Priestley#	1964-66	1982
Charlie Radford, mgr	1949-52	2005
Terry Randall	1957-59	1970
Wayne Richards	1959-61	1980
Babe Roane	1922-24	1971
John Salley	1983-86	1991
Dennis Scott	1988-90	2001
Mickey Sermersheim	1948-51	1972
Pete Silas	1951-53	1959
George Smith#	1938	1979
Jim Thorne	1969-71	1979
Pete Thorne	1966-68	1979
Mike Tomasovich	1961-63	1980
Teeter Umstead	1950-52	1962
Phil Wagner	1966-68	1973
Jim Wood	1974-77	1985
Rich Yunkus	1969-71	1977

***inducted as a player and coach**
#inducted as three-sport letterwinners

All Metro-Conference

1977	Tico Brown, G (1st) Jim Wood, C (2nd) Lenny Horton, F (All-Freshman)
1978	Sammy Drummer, F (1st), Tico Brown, G (2nd), Lenny Horton, F (HM)

Metro Coach of the Year

1977	Dwane Morrison

Academic All-Metro

1976	Mike Bottorff, G

All-Southeastern Conference Tournament

Served as All-SEC team from 1933-48

1936	Burtz Boulware, G (2nd)
1937	Bo Johnston, C (1st) Bill Jordan, F (2nd)
1938	Bill Jordan, F (1st) Bo Johnston, C (2nd) Junior Anderson, G (2nd) Fletcher Sims, G (2nd)
1943	Herb Bergman, G (2nd)
1944	Wes Paxson, F (1st) Frank Broyles, G (2nd)
1945	Billy Williams, F (2nd) Frank Broyles, G (2nd)
1947	Frank Broyles, G (2nd)
1948	Jim Nolan, C (1st) Colin Anderson, G (2nd)
1952	Pete Silas, G (2nd)

All-Southeastern Conference

by Associated Press, Coaches

1945	Frank Broyles, G (1st) Durand Holliday, F (2nd)
1949	Jim Nolan, C (2nd/AP) Colin Anderson, G (3rd/AP)
1950	Colin Anderson, G (1st/AP)
1951	Pete Silas, G (3rd/AP)
1953	Pete Silas, G (1st/AP)
1955	Joe Helms, G (3rd/AP)
1956	Bobby Kimmel, G (3rd/AP)
1957	Bobby Kimmel, G (3rd/AP, 2nd/C)
1958	Terry Randall, G (2nd/AP, 2nd/C) Bud Blemker, G (2nd/AP, 1st/C) Dave Denton, F (3rd/AP)
1959	Terry Randall, G (2nd/AP) Bud Blemker, G (2nd/AP, 1st/C)
1960	Dave Denton, C (1st/AP, 1st/C) Roger Kaiser, G (1st/AP, 1st/C)
1961	Roger Kaiser, G (1st/AP, 1st/C)
1963	Jim Caldwell, C (2nd/AP, 1st/C) Mike Tomasovich, F (3rd/AP)
1964	Jim Caldwell, C (2nd/AP, 1st/C) R.D. Craddock, G (2nd/AP, 1st/C)

Academic All-SEC

1962	Alan Nass, C (1st)
1963	Jim Caldwell, C (1st) Ron Scharf, F (2nd) Alan Nass, C (2nd)
1964	Jim Caldwell, C (1st) R.D. Craddock, G (2nd) Ron Scharf, F (HM) Bill Eidson, G (HM)



NBA Players



Kenny Anderson
New Jersey Nets (1991-95)
Charlotte Hornets (1996)
Portland Trailblazers (1997-98)
Boston Celtics (1998-2002)
Seattle Supersonics (2003)
New Orleans Hornets (2003)
Indiana Pacers (2004)
Atlanta Hawks (2005)
Los Angeles Clippers (2005)

Drew Barry
Atlanta Hawks (1998)
Seattle Supersonics (1999-2000)
Golden State Warriors (2000)
Atlanta Hawks (2000)

Jon Barry
Milwaukee Bucks (1992-95)
Golden State Warriors (1996)
Atlanta Hawks (1997)
Los Angeles Lakers (1998)
Sacramento Kings (1999-2001)
Detroit Pistons (2002-2003)
Denver Nuggets (2004)
Atlanta Hawks (2005)
Houston Rockets (2005-06)

Travis Best
Indiana Pacers (1996-2002)
Chicago Bulls (2002)
Miami Heat (2003)
Dallas Mavericks (2004)
New Jersey Nets (2005)

Chris Bosh
Toronto Raptors (2004-08)

Will Bynum
Golden State Warriors (2006)

Jim Caldwell
New York Knicks (1967-68)
New Jersey Americans (1967-68)
Kentucky Colonels (1968-69)

Jason Collier
Houston Rockets (2001-03)
Atlanta Hawks (2004-05)

Javaris Crittenton
Los Angeles Lakers (2008)
Memphis Grizzlies (2008)

Duane Ferrell
Atlanta Hawks (1989-94)
Indiana Pacers (1995-97)
Golden State Warriors (1998-99)

Matt Geiger
Miami Heat (1992-95)
Charlotte Hornets (1996-98)
Philadelphia 76ers (1999-2002)

Dion Glover
Atlanta Hawks (2000-03)
Toronto Raptors (2004)
San Antonio Spurs (2005)

Tom Hammonds
Washington Bullets (1990-92)
Charlotte Hornets (1991-92)
Denver Nuggets (1992-97)
Minnesota Timberwolves (1998-2002)

Matt Harpring
Orlando Magic (1999-2000)
Cleveland Cavaliers (2001)
Philadelphia 76ers (2002)
Utah Jazz (2003-08)

Jarrett Jack
Portland Trail Blazers (2006-08)

Alvin Jones
Philadelphia 76ers (2002)

Malcolm Mackey
Phoenix Suns (1993-94)

Stephon Marbury
Minnesota Timberwolves (1997-99)
New Jersey Nets (1999-2001)
Phoenix Suns (2002-04)
New York Knicks (2004-08)

Craig Neal
Portland Trailblazers (1988-89)
Miami Heat (1988-89)
Denver Nuggets (1990-91)

Ivano Newbill
Detroit Pistons (1995)
Atlanta Hawks (1997)
Vancouver Grizzlies (1998)

Jim Nolan
Philadelphia Warriors (1949-50)

Brian Oliver
Philadelphia 76ers (1991-92)
Atlanta Hawks (1998)

Mark Price
Cleveland Cavaliers (1987-95)
Washington Bullets (1996)
Golden State Warriors (1997-98)
Orlando Magic (1998)

John Salley
Detroit Pistons (1987-92)
Miami Heat (1992-95)
Chicago Bulls (1996)
Los Angeles Lakers (2000)

Luke Schenscher
Chicago Bulls (2006)
Portland Trail Blazers (2007)

Dennis Scott
Orlando Magic (1991-97)
Dallas Mavericks (1998)
Phoenix Suns (1998)
New York Knicks (1999)
Minnesota Timberwolves (1999)
Vancouver Grizzlies (2000)
Washington Wizards (2001)

Brook Steppe
Kansas City Kings (1982-83)
Indiana Pacers (1983-84)
Detroit Pistons (1984-85)
Sacramento Kings (1986-87)
Portland Trailblazers (1988-89)

Fred Vinson
Atlanta Hawks (1995)
Seattle Supersonics (2000)
Los Angeles Clippers (2005)

Phil Wagner
Indiana Pacers (1968-69)

Mario West
Atlanta Hawks (2008)

Thaddeus Young
Philadelphia 76ers (2008)

Draft Picks and Free Agents



CHRIS BOSH
4TH PICK - 2003

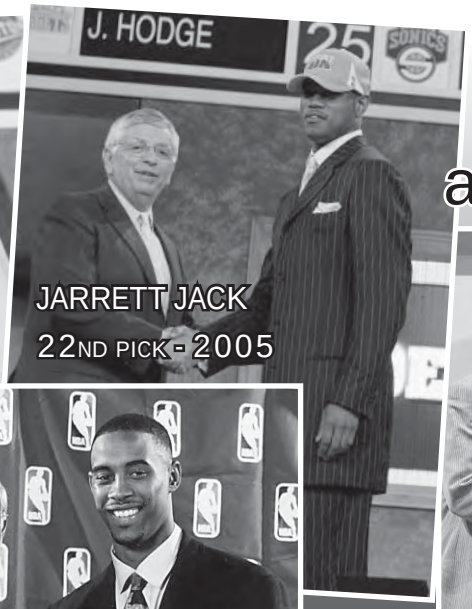

JARRETT JACK
22ND PICK - 2005

KENNY ANDERSON
2ND PICK - 1991

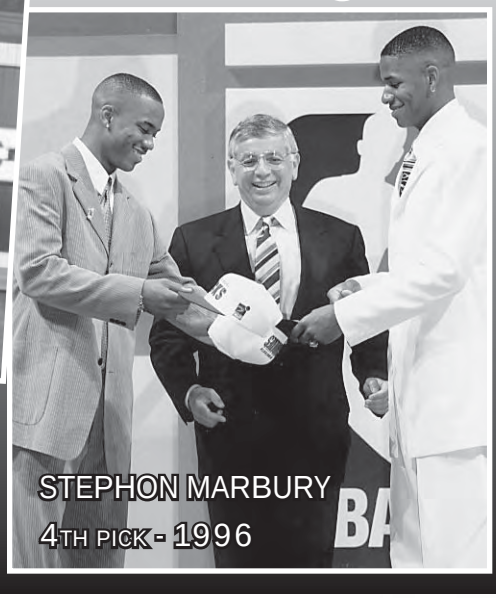

STEPHON MARBURY
4TH PICK - 1996

2007
Thaddeus Young - 1st/12th pick*, Philadelphia 76ers
Javaris Crittenton - 1st/19th, Los Angeles Lakers

2005
Jarrett Jack - 1st/22nd pick, Denver Nuggets
Traded to Portland Trail Blazers
Will Bynum - FA, Boston Celtics
Luke Schenscher - FA, Denver Nuggets

2003
Chris Bosh - 1st/4th pick*, Toronto Raptors

2001
Alvin Jones - 2nd/57th pick, Philadelphia 76ers

2000
Jason Collier - 1st/15th pick, Milwaukee Bucks
Traded to Houston Rockets

1999
Dion Glover - 1st/20th pick, Atlanta Hawks

1998
Matt Harpring - 1st/15th pick, Orlando Magic

1997
Eddie Elisma - 2nd/41st pick, Seattle Supersonics

1996
Stephon Marbury - 1st/4th pick*, Milwaukee Bucks
Traded to Minnesota Timberwolves
Drew Barry - 2nd/57th, Seattle Supersonics

1995
Travis Best - 1st/22nd pick, Indiana Pacers
James Forrest - 3rd/34th, Omaha Racers (CBA)

1994
Fred Vinson - FA, Atlanta Hawks
Ivano Newbill - FA, Detroit Pistons

1993
Malcolm Mackey - 1st/27th pick, Phoenix Suns

1992
Jon Barry - 1st/21st pick, Boston Celtics
Matt Geiger - 2nd/42nd, Miami Heat

1991
Kenny Anderson - 1st/2nd pick*, New Jersey Nets

1990
Dennis Scott - 1st/4th pick*, Orlando Magic
Brian Oliver - 2nd/32nd, Philadelphia 76ers

1989
Tom Hammonds - 1st/9th pick*, Washington Bullets
Anthony Sherrod - 7th/110th, Tulsa (CBA)

1988
Craig Neal - 3rd/71st pick, Portland Trailblazers
Duane Ferrell - FA, Atlanta Hawks;
1st/11th - LaCross (CBA)

1987
Bruce Dalrymple - 2nd/46th pick, Phoenix Suns

1986
Mark Price - 2nd/25th pick, Dallas Mavericks
Traded to Cleveland Cavaliers
John Salley - 1st/11th pick*, Detroit Pistons

1985
Yvon Joseph - 2nd/36th pick, New Jersey Nets

1983
George Thomas - 8th/173rd pick, Atlanta Hawks

1982
Brook Steppe - 1st/17th pick, Kansas City Kings

1980
Lenny Horton - 5th/112th pick, Seattle Supersonics

1979
Tico Brown - 2nd/23rd pick, Utah Jazz
Sammy Drummer - 4th/76th, Houston Rockets

1971
Rich Yunkus - 3rd/38th pick, Cincinnati Royals;
3rd, Carolina (ABA)

1970
Bob Seemer - 10th/169th pick, Milwaukee Bucks

1968
Phil Wagner - 6th/75th pick, Atlanta Hawks;
5th, Indiana (ABA)

1967
Pres Judy - Round n/a, Kentucky Colonels (ABA)

1965
Jim Caldwell - 3rd/28th pick, Los Angeles Lakers
Ronald Scharf - 15th/107th, Cincinnati Royals

1961
Roger Kaiser - 4th/41st pick, Chicago Bulls;
Round n/a, New York (ABL)

1960
Dave Denton - 6th/43rd pick, New York Knicks;
Round n/a, Hawaii (ABL)

1953
Pete Silas - Round n/a, Minneapolis Lakers

1950
Colin Anderson - Round n/a, Indianapolis Kautskys

1949
Jim Nolan - Round n/a, Philadelphia Warriors

1947
Frank Broyles - Round n/a, Toronto Huskies

***denotes lottery pick**

ACC Tournament

1980, Greensboro Coliseum, Greensboro, N.C.
#1 Maryland 51, #8 Georgia Tech 49, OT (Brook Steppe, 21)

1981, Capital Centre, Landover, Md.
#1 Virginia 76, #8 Georgia Tech 47 (Fred Hall, 17)

1982, Greensboro Coliseum, Greensboro, N.C.
#1 North Carolina 55, #8 Georgia Tech 39 (Brook Steppe, 14)

1983, The Omni, Atlanta, Ga.
#6 Georgia Tech 64, #3 Maryland 58 (John Salley, 16)
Virginia 96, Georgia Tech 67 (Mark Price, 33)

1984, Greensboro Coliseum, Greensboro, N.C.
#3 Duke 67, #6 Georgia Tech 63, OT (Mark Price, 18)

1985, The Omni, Atlanta, Ga. (Champions)
#1 Georgia Tech 55, #8 Virginia 48 (Bruce Dalrymple, 15)
Georgia Tech 75, Duke 64 (Mark Price, 24)
Georgia Tech 57, North Carolina 54 (Mark Price, 16)

1986, Greensboro Coliseum, Greensboro, N.C. (Runner-up)
#1 Georgia Tech 79, #8 Clemson 61 (Mark Price/Duane Ferrell, 20)
Georgia Tech 64, Maryland 62 (Tom Hammonds, 16)
Duke 68, Georgia Tech 67 (Mark Price, Duane Ferrell, 16)

1987, Capital Centre, Landover, Md.
#4 Virginia 55, #5 Georgia Tech 54 (Tom Hammonds, 18)

1988, Greensboro Coliseum, Greensboro, N.C.
#5 Maryland 84, #4 Georgia Tech 67 (Duane Ferrell, 18)

1989, The Omni, Atlanta, Ga.
#4 North Carolina 77, #5 Georgia Tech 62 (Dennis Scott, 24)

1990, Charlotte Coliseum, Charlotte, N.C. (Champions)
#3 Georgia Tech 76, #6 NC State 67 (Dennis Scott, 23)
Georgia Tech 83, Duke 72 (Dennis Scott/Brian Oliver, 31)
Georgia Tech 70, Virginia 61 (Dennis Scott/Kenny Anderson, 18)

1991, Charlotte Coliseum, Charlotte, N.C.
#4 NC State 82, #5 Georgia Tech 68 (Matt Geiger, 16)

1992, Charlotte Coliseum, Charlotte, N.C.
#4 Georgia Tech 68, #5 Virginia 56 (Travis Best/Jon Barry, 17)
Duke 89, Georgia Tech 76 (Malcolm Mackey, 25)

1993, Charlotte Coliseum, Charlotte, N.C. (Champions)
#6 Georgia Tech 69, #3 Duke 66 (James Forrest, 27)
Georgia Tech 69, Clemson 61 (James Forrest, 26)
Georgia Tech 77, North Carolina 75 (James Forrest, 27)

1994, Charlotte Coliseum, Charlotte, N.C.
#3 Wake Forest 74, #6 Georgia Tech 49 (Travis Best, 14)

1995, Greensboro Coliseum, Greensboro, N.C.
#4 Virginia 77, #5 Georgia Tech 67 (Travis Best, 21)

1996, Greensboro Coliseum, Greensboro, N.C. (Runner-up)
#1 Georgia Tech 88, # 9 NC State 73 (Stephon Marbury, 23)
Georgia Tech 84, Maryland 79 (Matt Harpring, 24)
Wake Forest 75, Georgia Tech 74 (Stephon Marbury, 26)



Head coach Bobby Cremins gets his turn at the net after Tech won their forst ACC Championship in 1985 at the Omni.

1997, Greensboro Coliseum, Greensboro, N.C.
#8 NC State 60, #9 Georgia Tech 46 (Matt Harpring, 18)

1998, Greensboro Coliseum, Greensboro, N.C.
#3 Maryland 83, #6 Georgia Tech 65 (Matt Harpring, 15)

1999, Charlotte Coliseum, Charlotte, N.C.
#3 North Carolina 78, #6 Georgia Tech 49 (Jason Collier, 17)

2000, Charlotte Coliseum, Charlotte, N.C.
#7 Florida State 63, #8 Georgia Tech 62 (Jason Collier, 19)

2001, Georgia Dome, Atlanta, Ga.
#5 Georgia Tech 74, #4 Virginia 69 (Alvin Jones, 20)
North Carolina 70, Georgia Tech 63 (Shaun Fein, 18)

2002, Charlotte Coliseum, Charlotte, N.C.
#3 Wake Forest 92, #6 Georgia Tech 83 (Tony Akins, 22)

2003, Greensboro Coliseum, Greensboro, N.C.
#4 NC State 71, #5 Georgia Tech 65 (Chris Bosh, 14)

2004, Greensboro Coliseum, Greensboro, N.C.
#4 Georgia Tech 83, #5 North Carolina 82 (Jarrett Jack/Luke Schenscher, 17)
#1 Duke 85, #4 Georgia Tech 71 (B.J. Elder, 25)

2005, MCI Center, Washington, D.C. (Runner-up)
#5 Georgia Tech 73, #4 Virginia Tech 54 (B.J. Elder, 19)
#5 Georgia Tech 78, #1 North Carolina 75 (Will Bynum, 35)
#3 Duke 69, #5 Georgia Tech 64 (Jarrett Jack, 19)

2006, Greensboro Coliseum, Greensboro, N.C.
#6 Maryland 84, #11 Georgia Tech 62 (Ra'Sean Dickey/Anthony Morrow, 17)

2007, St. Pete Times Forum, Tampa, Fla.
#11 Wake Forest 114, #5 Georgia Tech 112, 2 OT (Thaddeus Young, 30)

2008, Bobcats Arena, Charlotte, N.C.
#7 Georgia Tech 94, #10 Virginia 76 (Anthony Morrow/Jeremis Smith, 18)
#2 Duke 82, #7 Georgia Tech 70 (Maurice Miller, 16)

Tech leading scorer in parentheses.

ACC Tournament Composite

Team	W	L	Pct.	1st	Qtr/2	Semi	Final	GT vs.
Boston College	4	2	.667	1-0	2-1	1-1	0-1	0-0
Clemson	16	55	.225	3-8	11-36	2-9	0-2	2-0
Duke	81	39	.675	4-1	34-16	27-11	16-11	3-6
Florida State	7	17	.292	6-5	1-11	0-1	0-0	0-1
Georgia Tech	20	26	.435	1-4	10-15	6-4	3-3	-
Maryland	41	51	.446	3-3	26-24	9-18	3-6	3-4
Miami	3	4	.429	3-1	0-3	0-0	0-0	0-0
North Carolina	83	37	.692	0-0	37-12	29-13	17-12	4-4
NC State	61	45	.575	5-4	29-20	17-14	10-7	2-3
Virginia	30	54	.357	3-3	20-32	6-14	1-5	5-4
Virginia Tech	2	4	.333	0-1	2-1	0-2	0-0	1-0
Wake Forest	42	51	.452	2-1	26-27	10-17	4-6	0-4

JAMES FORREST (LEFT) CLAIMED MVP HONORS AFTER AVERAGING 26.7 POINTS, WHILE DREW BARRY SET A TOURNAMENT RECORD WITH 27 ASSISTS AS TECH WON THE 1993 ACC TITLE IN CHARLOTTE.

Record by Site

The Omni, Atlanta, Ga.	4-2
Georgia Dome, Atlanta, Ga.	1-1
Charlotte (N.C.) Coliseum	7-6
Greensboro (N.C.) Coliseum	5-12
Capital Centre, Landover, Md.	0-2
MCI Center, Washington, D.C.	2-1
St. Pete Times Forum, Tampa, Fla.	0-1
Bobcats Arena, Charlotte, N.C.	1-1

Record by Seed

Seed (Yrs)	Rec	Titles
No. 1 (2)	5-1	1
No. 2 (1)	2-1	0
No. 3 (1)	3-0	1
No. 4 (3)	2-3	0
No. 5 (7)	3-7	0
No. 6 (7)	4-7	1
No. 7 (1)	1-1	0
No. 8 (4)	0-4	0
No. 9 (1)	0-1	0
No. 11 (1)	0-1	0

Annual Regular Season Finishes

Year	Record	Finish	Seed
1980	1-13	8th	8th
1981	0-14	8th	8th
1982	3-11	8th	8th
1983	4-10	6th	6th
1984	6-8	T-5th	6th
1985	9-5	T-1st	1st
1986	11-3	2nd	2nd
1987	7-7	5th	5th
1988	8-6	4th	4th
1989	8-6	5th	5th
1990	8-6	T-3rd	3rd
1991	6-8	T-5th	5th
1992	8-8	T-4th	4th
1993	8-8	6th	6th
1994	7-9	6th	6th
1995	8-8	5th	5th
1996	13-3	1st	1st
1997	3-13	9th	9th
1998	6-10	6th	6th
1999	6-10	T-5th	6th
2000	5-11	8th	8th
2001	8-8	T-5th	5th
2002	7-9	T-5th	6th
2003	7-9	5th	5th
2004	9-7	T-3rd	4th
2005	8-8	T-4th	5th
2006	4-12	T-10th	11th
2007	8-8	T-6th	6th
2008	7-9	T-7th	7th



MARK PRICE, BRUCE DALRYMPLE AND HEAD COACH BOBBY CREMINS CHAT WITH BILLY PACKER AFTER THE 1985 ACC CHAMPIONSHIP GAME AT THE OMNI IN ATLANTA. PRICE WAS NAMED THE TOURNAMENT MVP.

ACC All-Tournament

1980	Brook Steppe, G (2nd)
1983	Mark Price, G (2nd)
1984	Mark Price, G (2nd)
1985	Mark Price, G (1st) Bruce Dalrymple, G (1st) Yvon Joseph, C (2nd) John Salley, F (2nd)
1986	Duane Ferrell, F (1st) Mark Price, G (2nd) Tom Hammonds, F (2nd) John Salley, F (3rd)
1990	Brian Oliver, G (1st) Dennis Scott, F (1st) Kenny Anderson, G (1st) Malcolm Mackey, F (3rd)
1992	Malcolm Mackey, F (2nd)
1993	James Forrest, F (1st) Drew Barry, G (1st) Travis Best, G (2nd)
1996	Matt Harpring, F (1st) Stephon Marbury, G (1st)
2001	Alvin Jones, C (2nd)
2004	B.J. Elder, G (2nd)
2005	Will Bynum, G (1st) Jarrett Jack, G (2nd)

Everett Case Award

(ACC Tournament MVP)

1985	Mark Price, G
1990	Brian Oliver, G
1993	James Forrest, F

ACC Tournament Superlatives

Individual by Tech

Points: 35, Will Bynum vs. North Carolina, 2005
Field goals: 13, James Forrest vs. Duke, 1993
Field goal attempts: 24, Dennis Scott vs. Duke, 1990
Field goal percentage: 1.000 (7-7), Alade Aminu vs. Wake Forest, 2007
3-point field goals: 6, Anthony Morrow vs. Virginia, 2008
3-point FG attempts: 15, Dennis Scott vs. N. Carolina, 1989
Free throws: 14, Mark Price vs. Duke, 1985
Free throw attempts: 14, Mark Price vs. Duke, 1985
Free throw percentage: 1.000 (14-14), Mark Price vs. Duke, 1985
Rebounds: 17, Luke Schenscher vs. North Carolina, 2004
Assists: 13, Drew Barry vs. Clemson, 1993 (tied ACC Tournament record)
Turnovers: 9, Stu Lyons vs. Virginia, 1981
Blocked shots: 7, Matt Geiger vs. Virginia, 1992
Steals: 7, Jarrett Jack vs. NC State, 2003

Team by Tech

Points: 112 vs. Wake Forest, 2007
Fewest points: 39 vs. North Carolina, 1982
Fewest points in a win: 55 vs. Virginia, 1985
Winning margin: 19 vs. Virginia Tech, 2005
Losing margin: 29 vs. Virginia, 1981 & 1983, North Carolina, 1991
Field goals: 40 vs. Wake Forest, 2007
Field goal attempts: 72 vs. Wake Forest, 2007
Field goal percentage: .579 (33-57) vs. Virginia, 2008
Lowest FG percentage: .296 (21-71) vs. Duke, 2005
Field goal percentage (tournament): .508 (60-118) in 2008
3-point field goals: 13 vs. Virginia, 2008
3-point FG attempts: 33 vs. North Carolina, 2001
Free throws: 26 vs. Maryland, 1983
Free throw attempts: 35 vs. Maryland, 1983; Wake Forest, 2007
Free throw percentage: .885 (23-26) vs. North Carolina, 1993
Free throw percentage (tournament): .806 (25-31) in 2008
Rebounds: 47 vs. North Carolina, 2005
Assists: 23 vs. Duke, 1993
Turnovers: 24 vs. Maryland, 1996
Fewest turnovers: 6 vs. Wake Forest, 1996
Blocked shots: 13 vs. Virginia, 1992
Steals: 14 vs. North Carolina, 1985

Individual by Opponents

Points: 36, Junior Burrough, Virginia, 1995
Field goals: 13, Junior Burrough, Virginia, 1995; Keith Booth, Maryland, 1996
Field goal attempts: 23, Junior Burrough, Virginia, 1995
Field goal percentage: .833, (5-6) Kenny Smith, North Carolina, 1985
3-point field goals: 6, Keith Gatlin, Maryland, 1988
3-point FG attempts: 12, Donald Williams, North Carolina, 1993; Chris Whitney, Clemson, 1993
Free throws: 11, Sean May, North Carolina, 2004; Sean Singletary, Virginia, 2008
Free throw attempts: 14, Sean May, North Carolina, 2004

THE RIGHT PRICE

Mark Price (center) holds many of Tech's ACC Tournament career highs, including most games played (9) and most points (162).

Free throw percentage: 1.000, Rashad McCants (10-10), North Carolina, 2004 (10-10); J.J. Redick (10-10), Duke, 2005
Rebounds: 22, Tim Duncan, Wake Forest, 1996
Assists: 10, Rudy Archer, Maryland, 1988; Sean Singletary, Virginia, 2008
Blocked Shots: 6, Tim Duncan, Wake Forest, 1994; Johnny Rhodes, Maryland, 1996; Josh Powell, NC State, 2003; Shelden Williams, Duke, 2005
Steals: 5, Jeff Jones, Virginia, 1981

Team by Opponents

Points: 114 by Wake Forest, 2007
Fewest points: 48 by Virginia, 1985
Fewest points in a win: 51 by Maryland, 1980
Field goals: 34 by Wake Forest, 2007
Field goal attempts: 81 by Virginia, 1992
Field goal percentage: .642 (34-53) by Wake Forest, 2007
Lowest FG percentage: .247 (20-81) by Virginia, 1992
Lowest FG percentage (tournament): .375 (63-168), 2005
Free throws: 33 by Virginia, 1983
Free throw attempts: 48 by Wake Forest, 2007
Free throw percentage: 1.000 (12-12) by North Carolina, 1985
Rebounds: 50 by Virginia, 2001
Assists: 22 by Wake Forest, 2007
Turnovers: 23 by Maryland, 1983
Blocked shots: 9 by Duke, 2005; Maryland, 2006
Steals: 16 by Virginia, 1981

Best Career Totals

Minimum 4 games, 2 tournaments
Points: 162, Mark Price, 1983-86 (9 games)
Scoring average: 20.6, Dennis Scott, 1988-90 (6)
Field goals: 54, Mark Price, 1983-86 (9)
Field goal attempts: 132, Mark Price, 1983-86 (9)
Field goal percentage: .593 (35-59), Tom Hammonds, 1986-89 (6)
3-point field goals: 20, Tony Akins, 1999-2002 (5)
3-point FG attempts: 52, Tony Akins, 1999-2002 (5)
3-point FG percentage: .600 (9-15), Michael Maddox, 1995-96 (4)
Free throws: 46, Mark Price, 1983-86 (9)
Free throw attempts: 50, Mark Price, 1983-86 (9)
Free throw percentage: .920 (46-50), Mark Price, 1983-86 (9)
Rebounds: 89, Malcolm Mackey, 1990-93 (9)
Assists: 61, Drew Barry, 1993-96 (8)
Blocked shots: 18, John Salley, 1983-86 (9)
Steals: 23, Mark Price, 1983-86 (9)
Games played: 9, Malcolm Mackey, 1990-93; Mark Price, 1983-86; John Salley, 1983-86

Best Tournament Totals

Points: 80, James Forrest, 1993
Scoring average: 26.7, James Forrest, 1993
Field goals: 35, James Forrest, 1993
Field goal attempts: 55, Dennis Scott, 1990
Field goal percentage: .686 (35-51), James Forrest, 1993
3-point field goals: 10, Stephon Marbury, 1996
3-point FG attempts: 27, Dennis Scott, 1990
3-point FG percentage: .667, Michael Maddox (8-12), 1996; Anthony Morrow (8-12), 2008
Free throws: 20, Mark Price (20 att.), 1985
Free throw attempts: 23, Will Bynum (19 made), 2005
Free throw percentage: 1.000 (20-20), Mark Price, 1985
Rebounds: 31, Malcolm Mackey, 1990
Assists: 27, Drew Barry, 1993
Blocked shots: 9, Alvin Jones, 2001
Steals: 11, Bruce Dalrymple, 1985

NCAA Tournament History

NCAA Tournament Record: 22-15

NCAA Tournament Appearances: 15
(1960, 1985, 1986, 1987, 1988, 1989, 1990, 1991, 1992, 1993 consecutive, 1996, 2001, 2004, 2005, 2007)

Most Consecutive NCAA Tournaments:
9, from 1985-93

Most Consecutive Post-Season Appearances:
11, from 1984-94

Sweet 16: 7 (1960, 1985, 1986, 1990, 1992, 1996, 2004)

Elite Eight: 3 (1985, 1990, 2004)

ROCKY MOUNTAIN HIGH

Seniors Karl Brown (5) and Johnny McNeil (44) were key performers in Tech's run to the 1990 Final Four in support of the more famous Lethal Weapon 3 crew of Brian Oliver, Dennis Scott and Kenny Anderson.

1960 (1-1) - Mideast Region

Freedom Hall, Louisville, Ky.
1st round: Tech 57, Ohio University 54

Ohio University, an upset winner over Notre Dame in the first round, jumped to a 19-6 lead at the 10:26 mark of the first half and still led by 12 points with 13 minutes left in the game. Eighth-ranked Tech, which had received a first-round bye, used its full-court pressure defense to get back in the game, taking the lead at 49-48 on a pair of free throws by Roger Kaiser with 4:55 left. Kaiser, who led Tech with 25 points, scored 16 of the Jackets' final 23 points, including several critical free throws, as Tech survived, 57-54, and advanced to the Elite Eight.

2nd round: Ohio State 86, Tech 69

Ohio State, featuring future NBA stars Jerry Lucas and John Havlicek, had compiled a 22-3 record and a No. 2 national ranking. The matchup with Tech was a contrast in styles between the Buckeyes' whirlwind pace and the more deliberate pace of the Jackets. Ohio State led 41-35 at the half and threatened to run away in the second half, but Tech, though physically overmatched, stayed within striking distance, trailing 66-56 with 8:53 to play, before the eventual national champions pulled away for the 86-69 victory.

1985 (3-1) - East Region, No. 2 Seed

The Omni, Atlanta, Ga.
1st round: Tech 65, Mercer 58

Yvon Joseph led all scorers with 19 points and nine rebounds and Bruce Dalrymple had a double-double with 13 points and 11 boards as Georgia Tech defeated Mercer, 65-58, in the Yellow Jackets' first NCAA Tournament game in a quarter of a century. Tech saw an 18-point lead crumble to just six points with 1:35 to play before Mark Price, who finished with 14 points, delivered the clinching basket with a layup with just 27 seconds left.

2nd round: Tech 70, Syracuse 53

Mark Price scored 18 points and Bruce Dalrymple delivered his second straight double-doubles with 10 points and 10 rebounds as Georgia Tech knocked off Syracuse, 70-53, to advance to the Sweet 16. Tech held Syracuse to just 39.6 percent shooting from the field and outrebounded the Orangemen 38-24.

Providence Civic Center, Providence, R.I.
Regional Semifinal: Tech 61, Illinois 53

Mark Price connected on nine of 12 field goal attempts for 20 points to lead Georgia Tech over Illinois, 61-53, and into the Final Eight for the first time in school history. Tech built a 52-37 lead with 7:02 left in the game, but Doug Altenberger kept Illinois in the game with 24 points. He scored 10 unanswered points to cut the Tech lead to 55-51 before fouling out with 1:34 to play.

Regional Final: Georgetown 60, Tech 54

Top-seeded Georgetown ended Tech's Cinderella season with a 60-54 victory in the East Regional Final. All-America center Patrick Ewing scored 14 points and had four rebounds despite playing just 25 minutes due to foul trouble, while Bill Martin and Reggie Williams each had 12 points for the Hoyas. The bigger, more physical Hoyas outrebounded Tech 32-23 and harassed the Jackets into shooting just 40 percent from the field, including an uncharacteristic 3-for-16 performance by Mark Price. John Salley led Tech with 15 points and five rebounds while Bruce Dalrymple added 13.

All-East Regional: Mark Price, John Salley, Bruce Dalrymple

1986 (2-1) - Southeast Region, No. 2 Seed

Assembly Center, Baton Rouge, La.
1st round: Georgia Tech 68, Marist 53

Mark Price scored 20 points to lead Georgia Tech to a 68-53 victory over No. 15-seed Marist in the first round of the NCAA Tournament. After the Red Foxes had gone ahead 36-35 with 15:35 to play, Price responded with three straight long range jumpers during a 5-for-6 second half. Rik Smits led Marist with 22 points, but he picked up his fourth foul with 14:33 to go. Tech's John Salley completed a three-point play for a 40-38 lead that the Jackets would not relinquish.

NCAA Tournament History



Brian Oliver played in four straight NCAA Tournaments from 1987-90, leading the Jackets to their first Final Four appearance in his senior year.

2nd round: Georgia Tech 66, Villanova 61

Sixth-ranked Georgia Tech managed just one field goal during the final 12 minutes of the game but hung on for a 66-61 victory over defending national champion Villanova. Tech led by as many as 18 points in the second half, and Duane's Ferrell's tip-in of a missed shot at 12:01 put the Jackets ahead, 54-40, but that was Tech's last basket until John Salley's short jumper with just 1:44 left. After Ferrell's tip, Villanova whittled away at the Tech lead, pulling within 59-57 with 2:26 left before the basket by Salley, who finished with 14 points and 11 rebounds. Mark Price led Tech with 20 points, including 10-12 from the free throw line, and Ferrell added 14 points and eight rebounds.

The Omni, Atlanta, Ga.
Regional Semifinal: Louisiana State 70, Tech 64

LSU's Don Redden (27) and Derrick Taylor (23) combined for 50 points as the Tigers made their final eight field goals to pull away from Georgia Tech, 70-64. Tech appeared to have seized the momentum, taking a 56-52 lead with 6:19, to play, but Taylor tied the score with a driving layup, followed by a 19-foot jumper. Redden hit a crucial 21-footer with 4:05 left to put LSU ahead 60-58, and then his layup with 2:36 to play capped a 10-2 run that put the Tigers up 62-58. From there, Tech was forced to foul but managed only two more field goals. Mark Price led Tech with 20 points, and the Jackets shot 58 percent from the field to LSU's 41 percent, but 17 turnovers negated the good shooting as Tech attempted only 48 field goals.

1987 (0-1) - Midwest Region, No. 7 Seed

Rosemont Horizon, Chicago, Ill.
1st round: Louisiana State 85, Georgia Tech 79

Darryl Joe scored a game-high 28 points to lead LSU to a 85-79 victory over Georgia Tech. The Tigers used a 14-2 run in the first half to build a 14-point lead with 13:48 left in the half. Tech spent the rest of the game trying to close the 20-6 deficit, but came up short in the end. Tom Hammonds led the Jackets with 24 points while Duane Ferrell added 17.

1988 (1-1) - East Region, No. 5 Seed

Civic Center, Hartford, Conn.
1st round: Georgia Tech 90, Iowa State 78

Tom Hammonds scored a career-high 33 points and Dennis Scott added 23 to lead No. 5 seed Georgia Tech to a 90-78 victory over Iowa State. The Cyclones led 41-38 at halftime, and the game was tied at 72 with 4:50 left to play, but the Jackets scored nine straight points and finished the game with an 18-6 run. Tech hit 36 of 42 free throw attempts, including Hammonds' school record 19 free throws on 21 tries. Meanwhile, Iowa State was cold from the floor in the second half, hitting just 16-42, including 0-12 from three-point range.

2nd round: Richmond 59, Georgia Tech 55

Led by Peter Woolfolk's 27 points, 13th-seeded Richmond upset Georgia Tech, 59-55. The Spiders held Tech to 18 points in the first half and led the entire game, but the Jackets had a chance at the end. Dennis Scott nailed a three-pointer with 35 seconds to play to cut the Spiders' lead to 57-55, but Benjy Taylor hit two free throws to seal the victory. Richmond, which had stunned fourth-seeded Indiana in the first round, held the Jackets to 33 percent shooting from the floor and limited Tech's high-scoring duo of Tom Hammonds and Duane Ferrell to a combined 17 points. Scott and Brian Oliver led Tech with 15 points apiece.

1989 (0-1) - Midwest Region, No. 6 Seed

Reunion Arena, Dallas, Texas
1st round: Texas 76, Georgia Tech 70

Eleventh-seeded Texas, making its first NCAA appearance in a decade under first-year head coach Tom Penders, knocked off No. 6 seed Georgia Tech, 76-70. The Longhorns, who entered the tournament as the nation's fourth-highest scoring team, were held almost 20 points below their average but led the entire game. Travis Mays (23 points), Joey Wright (17), Alvin Heggs (17) and Lance Blanks (13) scored all but six of the Texas' points. Brian Oliver led the Jackets with 24 points.

1990 (4-1) - Southeast Region, No. 4 Seed

Thompson-Boling Arena, Knoxville, Tenn.
1st round: Georgia Tech 99, East Tennessee St. 83

Dennis Scott poured in 36 points as Georgia Tech opened its run to the Final Four with a 99-83 victory over East Tennessee State. Tech scored on eight of their first nine possessions, connected on 16 of their first 19 shots and raced into halftime with a 49-24 lead. Scott scored 17 of his 36 points in the first 10 minutes. Kenny Anderson had 21 points for the Yellow Jackets while Brian Oliver added 13.

2nd round: Georgia Tech 94, Louisiana State 91

Dennis Scott scored 30 points, including two free throws with seven seconds left, to lift Tech to a 94-91 victory over LSU. The Yellow Jackets advanced to the Sweet 16 despite a combined 40 points, 29 rebounds and eight blocked shots, from LSU seven-footers Shaquille O'Neal and Stanley Roberts. The Jackets missed 15 of their first 19 shots and fell behind 22-5, but Tech managed to cut the deficit to just 41-40 at the half. The teams traded leads throughout the second half until Kenny Anderson's basket with 1:35 put the Jackets ahead 92-91. LSU held for a final shot, but Maurice Williamson's drive to basket came up empty, and Scott's free throws sealed the outcome. Anderson had 26 points for Tech while Brian Oliver scored 18.

Superdome, New Orleans, La.
Regional Semifinal: Georgia Tech 81, Michigan State 80 (ot)

Kenny Anderson's controversial 20-foot jumper at the buzzer tied the game and Dennis Scott hit the game winner with a 12-foot hook shot with seven seconds remaining in overtime as Georgia Tech knocked off top-seeded Michigan State, 81-80. With the Spartans leading 75-73, Steve Smith missed the front end of a one-and-one with five seconds left, and Anderson, who finished with 31 points, took the rebound and raced down the court. The basket was originally called a three, but he was just inside the arc at the top of the key, forcing the overtime. Scott scored 18 points for Tech, while Smith led all scorers with 32 points.

Regional Final: Georgia Tech 93, Minnesota 91

Dennis Scott poured in 40 points to lead Georgia Tech over Minnesota, 93-91, and into the NCAA Final Four for the first time. Kenny Anderson had 30 points and Brian Oliver added 19 as "Lethal Weapon 3" produced 89 of the Jackets' 93 points. Tech rallied from a 12-point deficit late in the first half to trail just 49-47 at the intermission. The Jackets built a five-point advantage early in the second half, but the teams traded leads until Oliver put Tech ahead for good at 84-83 with a pair of free throws with 3:50 left. Minnesota had a chance to tie or win the game when Anderson missed the front end of a one-and-one with six seconds left, but Kevin Lynch's three-point attempt was no good. Tech made 27 of 35 free throws, while the Gophers were only 5-11.

FINAL FOUR - McNichols Arena, Denver, Colo.
National Semifinal: UNLV 90, Georgia Tech 81

Georgia Tech's magical run through the NCAA Tournament came to an end at the hands of UNLV, 90-81, in the national semifinals. Tech led 53-46 at halftime, but a three-pointer by Anderson Hunt put UNLV on top 56-54 with 16:23 to play and the Rebels held off the Jackets the rest of the way. UNLV's pressure defense held Tech without a field goal during the first six minutes of the second half. Dennis Scott scored game-high 29 points, while Brian Oliver scored 24, and Kenny Anderson finished with 16 points and eight assists.

All-Southeast Regional: Kenny Anderson MVP, Dennis Scott
All-Final Four: Dennis Scott

1991 (1-1) - Midwest Region, No. 8 Seed

University of Dayton Arena, Dayton, Ohio
1st round: Georgia Tech 87, DePaul 70

Kenny Anderson had 31 points, five assists, and four rebounds to lead No. 8 seed Georgia Tech over DePaul, 87-70. Jon Barry added 22 points while Malcom Mackey scored 12 with eight rebounds. Tech shot 58.6 percent from the field to 43.5 percent for the Blue Demons.

YVON JOSEPH SHOOTS AGAINST PATRICK EWING OF GEORGETOWN – THE EVENTUAL NATIONAL CHAMPION – IN THE 1985 EAST REGIONAL FINALS AT PROVIDENCE, R.I.

2nd round: Ohio State 65, Georgia Tech 61

Perry Carter had 19 points and 18 rebounds and Jimmy Jackson contributed 16 points, eight rebounds and eight assists for top-seeded Ohio State. Kenny Anderson led Tech with 25 points, but made only eight of his 28 field goal attempts, and Malcolm Mackey was the only other Tech player in double figures with 10 points and a career-high 19 rebounds. Tech shot 37.5 percent from the field but still had a chance at the end. The Buckeyes, who made just two field goals in the final nine minutes, led 58-56 when Anderson hit a free throw with 32.4 seconds left, but he missed the second and Tech was forced to foul. Ohio State made seven of eight free throws in the final 30 seconds.

1992 (2-1) - Midwest Region, No. 7 Seed

Bradley Center, Milwaukee, Wis.
1st round: Georgia Tech 65, Houston 60

Trailing 58-54 with four minutes to play, Georgia Tech finished the game with an 11-2 run to secure a 65-60 victory over Houston. Tech held the Southwest Conference champions to 35.4 percent shooting from the field while Jon Barry paced the Jackets with 17 points.

NCAA Tournament Record by Seed

No. 1: 0-0	**No. 6:** 0-1 (1989)
No. 2: 5-2 (1985, 1986)	**No. 7:** 2-2 (1987, 1992)
No. 3: 7-2 (1996, 2004)	**No. 8:** 1-2 (1991, 2001)
No. 4: 4-2 (1990, 1993)	**No. 10:** 0-1 (2007)
No. 5: 2-2 (1988, 2005)	

NCAA Tournament Record by Region

East: 4-2 (1985, 1988)
Mideast: 1-1 (1960)
Southeast: 8-3 (1986, 1990, 1996)
Midwest: 8-6 (1987, 1989, 1991, 1992, 2004, 2007)
West: 1-3 (1993, 2001, 2005)

NCAA Tournament History



MIRACLE IN MILWAUKEE

Freshman James Forrest (34) had not hit a three-pointer all season, but his 25-foot heave off an in-bounds play at the buzzer lifted Tech past No. 2-seeded Southern California, 79-78, and into the Sweet 16. This photo was shot by a Tech fan from the seats of the Bradley Center in Milwaukee.

Will Bynum (11) made the All-Final Four team in 2004. Shown here converting a basket for the go-ahead points against Nevada in the St. Louis Regional, Bynum also made the game-winning layup against Oklahoma State in the national semifinals.

2nd round: Georgia Tech 79, Southern California 78

James Forrest's desperation three-pointer at the buzzer gave the Yellow Jackets 79-78 victory over No. 2 seeded Southern Cal. USC's Rodney Chatman drove the baseline past Forrest for a basket with just 2.2 seconds that put the Trojans ahead by two. Matt Geiger's inbounds pass from under the basket, intended for Jon Barry, was tipped away, and with just 0.8 seconds on the clock, Geiger inbounded from midcourt to Forrest near the sideline, and the Tech freshman threw in the first three-pointer of his career from about 25 feet. All five Tech starters scored in double figures, led by 20 from Barry and 16 each from Malcom Mackey and Travis Best.

Kemper Arena, Kansas City, Mo.
Regional Semifinal: Memphis State 83, Georgia Tech 79 (ot)

Georgia Tech made its fourth Sweet 16 appearance in eight years, but six Memphis State free throws in overtime sealed a 83-79 victory for the Tigers. Tech led 74-72 with 17.2 seconds left in regulation when Matt Geiger missed the front end of a one-and-one. Memphis State's Billy Smith hit the tying basket with 9.3 seconds left, and the Tigers outscored the Jackets 9-5 in the overtime to advance. Tech was led by 29 points from Jon Barry while James Forrest added 16 points and 11 rebounds.

All-Midwest Regional: Jon Barry

1993 (0-1) - West Region, No. 4 Seed

McKale Center, Tucson, Ariz.
1st round: Southern 93, Georgia Tech 78

Just five days after a stunning run through the Atlantic Coast Conference tournament, No. 4 seed Georgia Tech was upset in the first round of the NCAA Tournament by Southern, 93-78. Tech led by as many as 15 points in the first half and still led 44-39 at the half, but the Jaguars, who led the nation with a 97.9 scoring average, scored the first six points of the second half and took their first lead, 45-44, with 18:50 remaining. A three-pointer by Darius Mimms with 12:33 to play gave Southern the lead for good at 64-61. Jervaughn Scales paced Southern with 27 points and 18 rebounds. Malcolm Mackey led Tech with 27 points and James Forrest added 24 points, but the Jackets committed 23 turnovers, 16 in the second half.

1996 (2-1) - Southeast Region, No. 3 Seed

Orlando Arena, Orlando, Fla.
1st round: Georgia Tech 90, Austin Peay 79

Matt Harpring scored 27 points and grabbed 10 rebounds to lead third-seeded Georgia Tech to a 90-79 victory over No. 14 seed Austin Peay. Both teams shot better than 60 percent in the first half, which ended with Tech leading just 51-47. The Jackets opened the second half with a 9-2 run to build an 11-point lead and remained hot from the floor, connecting on 56.7 percent. Four Tech starters were in double figures as Stephon Marbury and Eddie Elisma scored 17 points each, and Mike Maddox had 16. Drew Barry contributed nine points and 11 assists.

2nd round: Georgia Tech 103, Boston College 89

Stephon Marbury poured in a career-high 29 points, hitting 10-for-12 from the field including 6-for-7 from three point range, to lead Georgia Tech over Boston College, 103-89, and into the Sweet Sixteen. Marbury also tied his career high with nine assists and had four steals and no turnovers. He led a balanced scoring attack that featured all five starters in double figures, including 20 points by Matt Harpring. The Jackets shot a season-high 61 percent from the field and set an NCAA Southeast Region record and tied the school record with 16 three-pointers en route to their highest scoring output in an NCAA Tournament game.

Rupp Arena, Lexington, Ky.
Regional Semifinal: Cincinnati 87, Georgia Tech 70

With six players scoring in double figures and an effective defense that held the Yellow Jackets to just 36.9 percent shooting, No. 2 seed Cincinnati eliminated Georgia Tech, 87-70. Cincinnati, which outrebounded Tech 45-34, was led by the interior play of Danny Fortson (12 points, 16 rebounds) and Art Long (12-8). Stephon Marbury led the Jackets with 15 points while Matt Harpring and Michael Maddox had 13 points each.

2001 (0-1) - West Region, No. 8 Seed

Cox Arena, San Diego, Calif.
1st round: St. Joseph's 66, Georgia Tech 62

After trailing by 18 points early in the second half, eighth-seeded Georgia Tech rallied to pull within three in the final two minutes before falling to No. 9 seed and 23rd-ranked St. Joseph's, 66-62. Tony Akins' two free throws pulled Tech within 63-60 with 1:12 to play, and then the Hawks missed the front end of one-and-one attempts by Damian Reid and Jameer Nelson. But Yellow Jackets came up short on two scoring chances as Tony Akins' shot spun out of the basket and Alvin Jones missed an alley-oop dunk, although both players appeared to be fouled. Nelson hit two foul shots to keep St. Joe's ahead 65-60 with 29.7 seconds left. Akins led Tech with 16 points, including 7-of-7 free throws, and Darryl LaBarrie tied his career-best with 15 points. Jones finished with eight points and 10 rebounds after being held scoreless in the first half. Marvin O'Connor led the Hawks with 21 points, and Nelson added 13. St. Joe's took a 56-28 lead early in the second half before Tech scored 15 of the next 17 points to get within 48-43 with 11:47 remaining.

2004 (5-1) - St. Louis Region, No. 3 Seed

Bradley Center, Milwaukee, Wis.
1st round: Georgia Tech 65, Northern Iowa 60

B.J. Elder hit a pivotal jumper with just 1:06 left on the clock to seal the win as Georgia Tech outlasted Northern Iowa in the first round of the NCAA Tournament. Tech, the No. 3 seed, started off strong, leading by as many as 17 before taking a 12-point lead into halftime. The Panthers started the second half with an impressive 15-2 run to lead by one. Elder answered with a jumper with 15:47 remaining in the game to give Tech the lead, which the Jackets would hold for the remainder of the game.

2nd round: Georgia Tech 57, Boston College 54

Jarrett Jack made a key steal and dunk in the final six seconds of the game as Georgia Tech advanced to the Sweet 16. The Jackets jumped out to an 11-point lead in the second half before a Boston College run put the Eagles ahead by one. Jack made two free throws to put Tech ahead by with only 25 seconds remaining, then stole an inbounds pass and drove the length of the floor for the game-clinching dunk.

Edward Jones Dome, St. Louis, Mo.
Regional Semifinal: Georgia Tech 72, Nevada 67

Following an injury to Tech's leading scorer B.J. Elder just two minutes into the game, senior Marvin Lewis had one of the best games of his career, scoring 23 points and pulling down five rebounds against the Wolf Pack to keep Tech's NCAA run alive. With just over 65 seconds remaining in the game, Will Bynum drove the baseline for a layup to give Tech the lead for good at 69-67 and lift Georgia Tech to the regional finals for just the third time in school history.

Regional Final: Georgia Tech 79, Kansas 71 (ot)

After Will Bynum hit a three-pointer to break a 71-71 tie in overtime, Jarrett Jack went 4-for-4 from the line in the final 47 seconds to finish with a career-high 29 points and lead Georgia Tech to its first appearance in the Final Four since the 1990 season. Luke Schenscher scored 15 points and Clarence Moore tied a season high with 14 of his own in the contest.

FINAL FOUR - Alamodome, San Antonio, Texas
National Semifinal: Georgia Tech 67, Oklahoma State 65

Will Bynum drove to the basket around a screen by Luke Schenscher to score on a layup with 1.5 seconds remaining, lifting Georgia Tech past Oklahoma State after the Cowboys had rallied from a six-point deficit in the final four minutes to tie the game at 65. Bynum finished the game with 11 points and scored the game-winner for Tech for the third straight game. Schenscher scored 19 points (with 12 rebounds) to lead four Yellow Jackets in double figures, including 15 from senior Marvin Lewis, who canned five three-pointers in the first half.

National Championship: Connecticut 82, Georgia Tech 73

Connecticut left no chance for a Georgia Tech miracle in the national championship game, building a 41-26 halftime lead and expanding the margin to as many as 25 before the Yellow Jackets got hot in the final 10 minutes. Tech shot 29.4 percent in the first half and made just 4 of 11 free throws to dig itself a hole from which it could not recover. Emeka Okafor scored 24 points with 15 rebounds for the Huskies, and Ben Gordon added 21. Will Bynum led the Jackets with 17 points off the bench.

All-St. Louis Regional: Jarrett Jack (MVP), Clarence Moore
All-Final Four: Will Bynum, Luke Schenscher

2005 (1-1) - Albuquerque Region, No. 5 Seed

Gaylord Entertainment Center, Nashville, Tenn.
1st round: Georgia Tech 80, George Washington 68

Four Tech players scored in double figures, led by Jarrett Jack with 20 (six rebounds, six assists, 7-9 FG). Will Bynum scored 17, and B.J. Elder added 15, giving Tech's starting guards 52 of the Yellow Jackets' points in the game. Anthony McHenry added 10, his third double-figure game in seven NCAA Tournament contests. Tech shot 50 percent from the floor, going on a 12-0 second-half spurt to put the game away. The Jackets made 17 of 22 free throws and seven three-point shots.

2nd round: Louisville 76, Georgia Tech 54

Louisville employed an active zone defense to stifle Tech offensively, and hit eight of its first nine shots on offense to quickly build a double-digit lead. Led by Francisco Garcia, who hit three triples and scored 18 first-half points, the Cardinals led by 15 at the break. Tech, behind Luke Schenscher (13 points), whittled its deficit to nine points (52-43) with 9:43 remaining, but Taquan Dean canned three triples on consecutive possessions to open the Louisville lead back to 20 points. The Cardinals shot 52 percent for the game and made 10 three-point shots.

2007 (0-1) - Midwest Region, No. 10 Seed

United Center, Chicago, Ill.
1st round: UNLV 67, Georgia Tech 63

UNLV made six three-point shots in the first half to take a seven-point lead into intermission, then withstood a second-half rally by Tech to capture the victory in the first meeting between the two teams since the 1990 national semifinals. The Runnin' Rebels prevailed despite making just 31.7 percent of their shots from the floor, but held Tech's leading scorers, freshmen Javaris Crittenton and Thaddeus Young, to eight points each. Anthony Morrow and Alade Aminu led the Jackets with 11 apiece.

NCAA Tournament Superlatives

Individual by Tech

Points: 40, Dennis Scott vs. Minnesota, 1990
Field goals: 14, Dennis Scott vs. East Tennessee State, 1990
Field goal attempts: 32, Dennis Scott vs. LSU, 1990
Field goal percentage: .857 (6-7), Malcolm Mackey vs. Southern California, 1992
3-point field goals: 7, Dennis Scott vs. Minnesota and LSU, 1990
3-point FG attempts: 14, Dennis Scott vs.UNLV, 1990
3-point FG percentage: .857 (6-7), Stephon Marbury vs. Boston College, 1996
Free throws: 19, Tom Hammonds vs. Iowa State, 1988
Free throw attempts: 21, Tom Hammonds vs. Iowa State, 1988
Free throw percentage: 1.000, Roger Kaiser (11-11) vs. Ohio University, 1960
Rebounds: 19, Malcolm Mackey vs. Ohio State, 1991
Assists: 11, Drew Barry vs. Austin Peay, 1996
Blocked shots: 5, Michael Maddox vs. Austin Peay, 1996
Steals: 4, James Forrest vs. Memphis State, 1992; Stephon Marbury vs. Boston College, 1996; Jarrett Jack vs. Kansas, 2004

Team by Tech

Points: 103 vs. Boston College, 1996
Fewest points: 54 vs. Georgetown, 1985; Louisville, 2005
Fewest points in win: 57 vs. Ohio University, 1960; Boston College, 2004
Largest victory margin: 17 vs. Syracuse, 1985
Largest losing margin: 22 vs. Louisville, 2005
Field goals: 39 vs. East Tennessee State, 1990
Field goal attempts: 81 vs. LSU, 1990
Field goal percentage: .625 (30-48) vs. Southern California, 1992



Lowest FG percentage: .333 (19-57) vs. Richmond, 1988
3-point field goals: 16 vs. Boston College, 1996
3-point FG attempts: 30 vs. Cincinnati, 1996
3-point FG percentage: .600 (6-10) vs. Iowa State, 1988
Free throws: 36 vs. Iowa State, 1988
Free throw attempts: 42 vs. Iowa State, 1988
Free throw percentage: .917 (22-24) vs. Georgetown, 1985
Rebounds: 52 vs. LSU, 1990
Assists: 27 vs. Southern California, 1992; Boston College, 1996
Turnovers: 23 vs. Southern, 1993
Blocked shots: 7 vs. Michigan State, 1990; Austin Peay, 1996
Steals: 11 vs. Illinois, 1985

Individual by Opponent

Points: 35, Willie Burton, Minnesota, 1990
Field goals: 15, Willie Burton, Minnesota, 1990
Field goal attempts: 32, Lafester Rhodes, Iowa State, 1988
Field goal percentage: 1.000 (4-4), Charles Outlaw, Houston, 1992
3-point field goals: 7, Darryl Joe, LSU, 1987
3-point FG attempts: 14, Anfernee Hardaway, Memphis State, 1992
3-point FG percentage: 1.000 (4-4), Chuck Murphy, DePaul, 1991
Free throws: 9, Shaquille O'Neal, LSU, 1990
Free throw attempts: 12, Peter Woolfolk, Richmond, 1988; Shaquille O'Neal, LSU, 1990; Anfernee Hardaway, Memphis State, 1992; Danya Abrams, Boston College, 1996
Free throw percentage: 1.000 (7-7), Jervaughn Scales, Southern, 1993
Rebounds: 18, Perry Carter, Ohio State, 1991; Jervaughn Scales, Southern, 1993
Assists: 11, Pearl Washington, Syracuse, 1985
Blocks: 5, Charles Outlaw, Houston, 1992
Steals: 5, Derrick Taylor, LSU, 1986; Leonard White, Southern, 1993

Team by Opponents

Points: 93 by Southern, 1993
Fewest points: 53 by Syracuse and Illinois, 1985; Marist, 1986
Fewest points in a win: 59 by Richmond, 1988
Field goals: 39 by Minnesota, 1990
Field goal attempts: 81 by Southern, 1993
Field goal percentage: .546 (36-65) by Ohio State, 1960
Lowest FG percentage: .317 (19-60) by UNLV, 2007
3-point field goals: 11 by East Tennessee State, 1990
3-point FG attempts: 30 by UNLV, 2007
3-point FG percentage: .667 (10-15) by UNLV, 1990
Free throws: 25 by Connecticut, 2004
Free throw attempts: 39 by Connecticut, 2004
Free throw percentage: 1.000 (11-11) by Villanova, 1986
Rebounds: 54 by Ohio University, 1960
Assists: 23 by LSU, 1987
Turnovers: 19 by Marist, 1986; Illinois, 1985; Mercer, 1985
Blocks: 10 by LSU, 1990
Steals: 14 by Southern, 1993



Dennis Scott (above) poured in 40 points against Minnesota in the 1990 Southeast Regional Final, sending the Jackets to their first Final Four.

Malcolm Mackey (left) played in more NCAA Tournament games than any other Yellow Jacket, including Tech's Final Four run in 1990.

Best Career Totals

Minimum 4 games, 2 tournaments
Points: 207, Dennis Scott, 1988-90 (8 games)
Scoring average: 25.9, Dennis Scott, 1988-90 (8)
Field goals: 69, Dennis Scott, 1988-90 (8)
Field goal attempts: 157, Dennis Scott, 1988-90 (8)
Field goal percentage: .582 (32-55), Luke Schenscher, 2004-05 (8)
3-point field goals: 33, Dennis Scott, 1988-90 (8)
3-point FG attempts: 76, Dennis Scott, 1988-90 (8)
3-point FG percentage: .434 (33-76), Dennis Scott, 1988-90 (8)
Free throws: 44, Brian Oliver, 1987-90 (9)
Free throw attempts: 57, Brian Oliver, 1987-90 (9)
Free throw percentage: .841 (37-44), Jarrett Jack, 2004-05 (8)
Rebounds: 68, Malcolm Mackey, 1990-93 (11)
Rebound average: 8.8, James Forrest, 1992-94

National Invitation Tournament (Record: 8-7)

1970 (1-1 • Quarterfinals)

All games at Madison Square Garden, New York
1st round: Georgia Tech 78, Duquesne 68
Quarterfinals: St. John's 56, Georgia Tech 55

1971 (3-1 • Finals)

All games at Madison Square Garden, New York
1st round: Georgia Tech 70, LaSalle 67
Quarterfinals: Georgia Tech 78, Michigan 70
Semifinals: Georgia Tech 76, St. Bonaventure 71 (2 ot)
Finals: North Carolina 84, Georgia Tech 64

1984 (0-1)

1st round (Blacksburg, Va.): Virginia Tech 77, Georgia Tech 74

1994 (0-1)

1st round (Albany, N.Y.): Siena 74, Georgia Tech 69

1998 (2-1 • Quarterfinals)

1st round (Atlanta): Georgia Tech 88, Seton Hall 78
2nd round (Atlanta): Georgia Tech 80, Georgetown 79 (ot)
Quarterfinals (Atlanta): Penn State 75, Georgia Tech 70

1999 (0-1)

1st round (Eugene, Ore.): Oregon 67, Georgia Tech 64

2003 (2-1 • Quarterfinals)

1st round (Atlanta): Georgia Tech 72, Ohio State 58
2nd round (Iowa City, Iowa): Georgia Tech 79, Iowa 78
Quarterfinals (Lubbock, Texas): Texas Tech 80, Georgia Tech 72

NIT Superlatives

Individual by Tech

Points: 33, Dion Glover vs. Seton Hall, 1998
Field goals: 12, Rich Yunkus vs. Michigan, 1971
Field goal attempts: 25, Rich Yunkus vs. LaSalle, 1971
Field goal percentage: .733 (11-15), Jim Thorne vs. St. Bonaventure, 1971
3-point field goals: 6, Dion Glover vs. Seton Hall, 1998
3-point FG attempts: 11, Dion Glover vs. Seton Hall, 1998
3-point FG percentage: .600 (3-5), Jarrett Jack vs. Texas Tech, 2003
Free throws: 10, Chris Bosh vs. Iowa, 2003
Free throw attempts: 13, Chris Bosh vs. Iowa, 2003
Free throw percentage: 1.000 (7-7), Rich Yunkus vs. St. Bonaventure, 1971
Rebounds: 16, Rich Yunkus vs. Michigan, 1971
Assists: 9, Jarrett Jack vs. Ohio State and Iowa, 2003
Blocked shots: 9, Alvin Jones vs. Georgetown, 1998
Steals: 3, Dion Glover vs. Penn State, 1998

Individual by Opponent

Points: 34, Bill Chamberlain of North Carolina, 1971
Field goals: 13, Bill Chamberlain of North Carolina, 1971
Field goal attempts: 25, Bob Fields of LaSalle, 1971
Field goal percentage: .722 (13-18), Bill Chamberlain of North Carolina, 1971
3-point field goals: 6, Doremus Bennerman of Siena, 1994
3-point FG attempts: 12, Doremus Bennerman of Siena, 1994
3-point FG percentage: .500 (6-12), Doremus Bennerman of Siena, 1994
Free throws: 13, Doremus Bennerman of Siena, 1994; Chauncey Leslie of Iowa, 2003
Free throw attempts: 15, Chauncey Leslie of Iowa, 2003
Free throw percentage: 1.000 (10-10), Bobby Beecher of Virginia Tech, 1984
Rebounds: 14, Ken Durrett of LaSalle, 1971
Assists: 8, Jeff Horner of Iowa, 2003
Blocked shots: 4, Calvin Booth of Penn State, 1998
Steals: 4, Brian Bidlingmyer, Siena, 1994; Greg Grays of Penn State, 1998



B.J. Elder (1) begins his move to towards the lane and the game-winning basket, lifting Tech over Iowa, 79-78, in the second round of the 2003 NIT.

Team by Tech

Points: 88 vs. Seton Hall, 1998
Fewest points: 55 vs. St. Johns, 1970
Fewest points in a win: 70 vs. LaSalle, 1971
Largest victory margin: 14 vs. Ohio State, 2003
Largest losing margin: 18 vs. North Carolina, 1971
Field goals: 31 vs. Michigan, 1971
Field goal attempts: 71 vs. North Carolina, 1971
Field goal percentage: .549 (28-51) vs. Virginia Tech, 1984
3-point field goals: 15 vs. Seton Hall, 1998
3-point FG attempts: 28 vs. Seton Hall, 1998
3-point FG percentage: .536 (15-28) vs. Seton Hall
Free throws: 22 vs. Duquesne, 1970; Iowa, 2003
Free throw attempts: 31 vs. St. Johns, 1970
Free throw percentage: .800 (20-25) vs. St. Bonaventure, 1971
Rebounds: 47 vs. LaSalle, 1971
Assists: 22 vs. Seton Hall, 1998
Turnovers: 20 vs. Georgetown, 1998
Blocked shots: 9 vs. Georgetown, 1998
Steals: 7 vs. Seton Hall, 1998; Penn State, 1998

Team by Opponent

Points: 84 by North Carolina, 1971
Fewest points: 56 by St. Johns, 1970
Fewest points in a win: 56 by St. Johns, 1970
Field goals: 32 by St. Bonaventure, 1971; Michigan, 1971; Seton Hall, 1998
Field goal attempts: 76 by St. Bonaventure, 1971
Field goal percentage: .485 (32-66) by Seton Hall, 1998
Lowest FG percentage: .348 (23-66) by LaSalle, 1971
3-point field goals: 9 by Siena, 1994
3-point FG attempts: 22 by Seton Hall, 1998
3-point FG percentage: .500 (4-8) by Georgetown, 1998
Free throws: 28 by North Carolina, 1971
Free throw attempts: 36 by LaSalle, 1971
Free throw percentage: .800 (28-35) by North Carolina, 1971
Rebounds: 59 by North Carolina, 1971
Assists: 21 by Virginia Tech, 1984
Turnovers: 14 by Iowa, 2003
Blocked shots: 4 by Seton Hall, 1998; Iowa, 2003
Steals: 10 by Iowa, 2003

Regular-Season Events

2007 PARADISE JAM
St. Thomas, U.S. Virgin Islands
Tech 79, Charlotte 77
Winthrop 79, Tech 73
Tech 70, Notre Dame 69
All-Tournament: Jeremis Smith

2007 ACC-BIG TEN CHALLENGE
Assembly Hall, Bloomington, Ind.
Indiana 83, Tech 79

2006 EA SPORTS MAUI INVITATIONAL
Lahaina Civic Center, Lahaina, Maui
Tech 79, Purdue 61
Tech 92, Memphis 85
UCLA 88, Tech 73
All-Tournament: Lewis Clinch

2006 ACC-BIG TEN CHALLENGE
Alexander Memorial Coliseum, Atlanta, Ga.
Tech 77, Penn State 73

2005 ACC-BIG TEN CHALLENGE
Beslin Center, East Lansing, Mich.
Michigan State 88, Tech 86

2004 CHICK-FIL-A PEACH BOWL CLASSIC
Philips Arena, Atlanta, Ga.
Tech 64, Air Force 42

2004 ACC-BIG TEN CHALLENGE
Alexander Memorial Coliseum, Atlanta, Ga.
Tech 99, Michigan 68

2003 PRESEASON NIT
Tech 79, Louisiana-Lafayette 45 (home)
Tech 75, Hofstra 56 (home)
Tech 77, Connecticut 61 (semis*)
Tech 85, Texas Tech 65 (finals*)
All-Tournament: Isma'il Muhammad (MVP), B.J. Elder, Jarrett Jack
*at Madison Square Garden

2003 CHICK-FIL-A PEACH BOWL CLASSIC
Philips Arena, Atlanta, Ga.
Tech 75, Saint Louis 62

2003 ACC-BIG TEN CHALLENGE
Value City Arena, Columbus, Ohio
Tech 73, Ohio State 53

2002 CHICK-FIL-A PEACH BOWL CLASSIC
Philips Arena, Atlanta, Ga.
Tennessee 70, Tech 69

2002 ACC-BIG TEN CHALLENGE
Williams Arena, Minneapolis, Minn.
Minnesota 64, Tech 63

2001 CHICK-FIL-A PEACH BOWL CLASSIC
Philips Arena, Atlanta, Ga.
Tech 96, Syracuse 80

2001 ACC-BIG TEN CHALLENGE
Alexander Memorial Coliseum
Tech 62, Wisconsin 61

2001 LAS VEGAS INVITATIONAL
Valley HS, Las Vegas, Nev.
Tech 70, Eastern Illinois 65
Illinois 105, Tech 66
Saint Louis 67, Tech 54

2000 ACC-BIG TEN CHALLENGE
Carver-Hawkeye Arena, Iowa City, Iowa
Iowa 85, Tech 67

2000 WOODEN CLASSIC
Arrowhead Pond, Anaheim, Calif.
Tech 72, UCLA 67

2000 DELTA AIR LINES HOLIDAY CLASSIC
Philips Arena, Atlanta, Ga.
Tech 86, Kentucky 84

2000 STANFORD INVITATIONAL
Maples Pavilion, Stanford, Calif.
Tech 78, Idaho State 56
Stanford 80, Tech 66
All-Tournament: Alvin Jones, Shaun Fein

1999 GREAT ALASKA SHOOTOUT
Sullivan Arena, Anchorage, Alaska
Tech 100, Grambling State 88
Tech 82, Washington 65
Kansas 84, Tech 70 (finals)
All-Tournament: Jason Collier, Alvin Jones

1999 ACC-BIG TEN CHALLENGE
Philips Arena, Atlanta, Ga.
Michigan 80, Tech 77

1999 DELTA AIR LINES HOLIDAY CLASSIC
Philips Arena, Atlanta, Ga.
Stanford 64, Tech 61 (ot)

1998 HOLIDAY FESTIVAL
Madison Square Garden, New York, N.Y.
Hofstra 62, Tech 41
Tech 72, Iona 65 (3rd)

1998 BIG ISLAND INVITATIONAL
Afook-Chinen Civic Auditorium, Hilo, Hawaii
Tech 65, New Orleans 63 (ot)
Tech 58, West Virginia 53
Washington 76, Tech 60
All-Tournament: Alvin Jones, Jason Floyd

1998 DELTA AIR LINES HOLIDAY CLASSIC
Georgia Dome, Atlanta, Ga.
Kentucky 80, Tech 38

1997 PUERTO RICO SHOOTOUT
Eugenio Guerra Sports Complex, Bayamon, P.R.
Tech 60, Alabama 62
Tech 77, St. John's 65
Tech, 73, Louisville 69
All-Tournament: Matt Harpring (MVP), Michael Maddox, Dion Glover

1997 DELTA AIR LINES HOLIDAY CLASSIC
Georgia Dome, Atlanta, Ga.
Tech 94, Louisville 86
MVP: Dion Glover

1996 DELTA AIR LINES HOLIDAY CLASSIC
Georgia Dome, Atlanta, Ga.
Kentucky 88, Tech 55

1996 HOLIDAY FESTIVAL
Madison Square Garden, New York, N.Y.
Tech 58, Hofstra 47
St. John's 67, Tech 55 (finals)
All-Tournament: Gary Saunders

1995 PRESEASON NIT
Tech 87, Manhattan 67*
Tech 83, Oklahoma 72*
Georgetown 94, Tech 72 (semis#)
Tech 77, Michigan 61 (3rd#)
***Georgia Dome, #Madison Sq. Garden**

1995 CABLE CAR CLASSIC
San Jose (Calif.) Arena
Bradley 84, Tech 82
Santa Clara 71, Tech 66
All-Tournament: Stephon Marbury

1995 JEEP-EAGLE CLASSIC
Georgia Dome, Atlanta, Ga.
Tech 88, Louisville 77
MVP: Matt Harpring

1995 JIMMY V CLASSIC
Brendan Byrne Arena, East Rutherford, N.J.
Massachusetts 75, Tech 67

1994 RAINBOW CLASSIC
Special Events Center, Honolulu, Hawaii
Cincinnati 69, Tech 66
Tech 89, Oklahoma 85
Duke 75, Tech 68

1994 KUPPENHEIMER CLASSIC
Georgia Dome, Atlanta, Ga.
Louisville 77, Tech 72
All-Tournament: Travis Best

1993 HOLIDAY FESTIVAL
Madison Square Garden, New York, N.Y.
Tech 57, Temple 51
Tech 71, St. John's 69 (Finals)
All-Tournament: Martice Moore (MVP)

1993 KUPPENHEIMER CLASSIC
Georgia Dome, Atlanta, Ga.
Tech 86, Vanderbilt 77 (ot)
All-Tournament: James Forrest, Travis Best

1993 HALL OF FAME TIP-OFF CLASSIC
Springfield, Mass.
Michigan 80, Tech 70

1992 KUPPENHEIMER CLASSIC
Georgia Dome, Atlanta, Ga.
Tech 87, Louisville 85
All-Tournament: James Forrest (MVP), Malcolm Mackey

1991 PRESEASON NIT
Tech 93, James Madison 69 (home)
Tech 84, Colorado State 67 (home)
Tech 120, Texas 107 (semis*)
Oklahoma St. 78, Tech 71 (finals*)
All-Tournament: Malcolm Mackey, Matt Geiger
*at Madison Square Garden

1991 ACC-BIG EAST CHALLENGE
The Omni, Atlanta, Ga.
Tech 80, Villanova 59

1991 KUPPENHEIMER CLASSIC
The Omni, Atlanta, Ga.
Tech 81, Kentucky 80
All-Classic: Jon Barry (MVP), Malcolm Mackey

1990 SUGAR BOWL TOURNAMENT
New Orleans, La.
Tech 95, Tulane 83
Tech 99, Villanova 87
All-Tournament: Kenny Anderson (MVP), Malcolm Mackey, Jon Barry

1990 KUPPENHEIMER CLASSIC
The Omni, Atlanta, Ga.
Tech 135, Loyola Marymount 94
All-Tournament: Kenny Anderson (MVP), Jon Barry

1990 ACC-BIG EAST CHALLENGE
Capital Centre, Landover, Md.
St. John's 73, Tech 72 (ot)

1989 KUPPENHEIMER CLASSIC
The Omni, Atlanta, Ga.
Tech 98, Morehead State 76
Tech 111, Pittsburgh 92
All-Tournament: Kenny Anderson (MVP), Dennis Scott, Brian Oliver

1989 ACC-BIG EAST CHALLENGE
Hartford (Conn.) Civic Center
Tech 93, Pittsburgh 92

1988 RAINBOW CLASSIC
Blaisdell Center, Honolulu, Hawaii
Tech 87, Houston 78
Illinois 80, Tech 75
Tech 72, Purdue 69
All-Tournament: Dennis Scott, Tom Hammonds

1987 PRE-SEASON NIT
Tech 114, Alcorn State 71 (home)
Florida 80, Tech 69 (at Florida)

1987 COTTON STATES CLASSIC
The Omni, Atlanta, Ga.
Tech 90, William & Mary 59
Tech 83, Auburn 72
All-Tournament: Duane Ferrell, Tom Hammonds

1986 CENTRAL FIDELITY HOLIDAY CLASSIC
Robins Center, Richmond, Va.
Tech 67, Stanford 65
Richmond 67, Tech 62 (ot)
MVP: Duane Ferrell

1986 SUNTORY BALL
Tokyo, Japan
Tech 65, Boston College 62 (ot)
Tech 63, SMU 54
All-Tournament: Tom Hammonds (MVP), Duane Ferrell, Bruce Dalrymple

1986 HOLIDAY FESTIVAL
Madison Square Garden, New York, N.Y.
Tech 79, Rutgers 61
St. John's 62, Tech 53
All-Tournament: Duane Ferrell

1985 COTTON STATES CLASSIC
The Omni, Atlanta, Ga.
Tech 90, Texas 55
Tech 82, Navy 64
All-Tournament: Mark Price (MVP), Duane Ferrell, John Salley, Bruce Dalrymple

1985 GATOR BOWL CLASSIC
Jacksonville, Fla.
Tech 83, Texas A&M 58
Tech 72, Jacksonville 53
All-Tournament: Mark Price (MVP), John Salley, Tom Hammonds, Bruce Dalrymple

1985 HALL OF FAME TIP-OFF CLASSIC
Springfield, Mass.
Michigan 49, Tech 44

Tournament Scoreboard

Event	App.	W-L	Titles	Last
ACC-Big East Challenge	3	2-1	-	1991
ACC-Big Ten Challenge	9	4-5	-	2007
All-College Tournament	2	2-4	-	1956
Bruin Classic	2	1-4	-	1969
Cotton States Classic#	4	8-0	4	1989
EA Sports Maui Invitational	1	2-1	-	2006
Gator Bowl	7	7-8	2	1985
Hall of Fame/Tip-Off Classic	2	0-2	-	1993
Chick-fil-A Peach Bowl Classic for Kids*	15	10-5	7	2004
Holiday Festival	4	5-3	1	1998
Maryland Invitational	3	2-4	-	1977
North-South Doubleheader	8	4-12	-	1977
Paradise Jam	1	2-1	-	2007
Poinsettia Tournament	2	2-2	-	1975
Pre-season NIT	4	11-3	1	2003
Queen City Tournament	2	3-3	-	1955
Rainbow Classic	3	6-3	1	1994
Sugar Bowl	2	2-2	1	1990
Sun Bowl	2	0-4	-	1981

***One day doubleheader was formerly known as the Delta Air Lines Holiday Classic for Kids, Jeep Eagle Classic and Kuppenheimer Classic**

#Known as the Kuppenheimer Classic in 1989.

1984 RAINBOW CLASSIC
Blaisdell Center, Honolulu, Hawaii

Tech 72, Arkansas 52
Tech 65, Washington 58
Tech 70, Maryland 69
All-Tournament: Mark Price (MVP), Bruce Dalrymple

1983 COTTON STATES CLASSIC
The Omni, Atlanta, Ga.

Tech 66, Nebraska 49
Tech 57, Alabama 54
All-Tournament: Mark Price (MVP), Bruce Dalrymple, Yvon Joseph

1983 CASABA CLUB CLASSIC
Spanos Center, Stockton, Calif.

Tech 67, Pepperdine 56
Tech 73, Central Michigan 71
All-Tournament: Yvon Joseph (MVP), Bruce Dalrymple

1981 SUN BOWL TOURNAMENT
El Paso, Texas

Texas El-Paso 73, Tech 44
Oklahoma State 59, Tech 57

1980 GATOR BOWL TOURNAMENT
Jacksonville, Fla.

Purdue 53, Tech 45
Jacksonville 64, Tech 41

1979 ROANOKE TIMES & WORLD NEWS HOLIDAY CLASSIC
Roanoke (Va.) Civic Center

Tech 83, Alabama 59
Virginia Tech 67, Tech 62
All-Tournament: Brook Steppe (MVP), Lenny Horton

1978 PILLSBURY CLASSIC
Minneapolis, Minn.

Tech 83, Brigham Young 81
Minnesota 57, Tech 56
All-Tournament: Sammy Drummer, Tico Brown

1977 MARYLAND INVITATIONAL
College Park, Md.

Tech 73, St. John's 67
Maryland 65, Tech 63

1977 DAYTON INVITATIONAL
Dayton, Ohio

Tech 64, Oregon 57
Dayton 65, Tech 63

1977 NORTH-SOUTH DOUBLEHEADER
Charlotte, N.C.

North Carolina 97, Tech 74
NC State 81, Tech 71

1976 MARSHALL INVITATIONAL
Huntington, W.Va.

Idaho State 88, Tech 72
Tech 80, Columbia 79

1976 NORTH-SOUTH DOUBLEHEADER
Charlotte, N.C.

North Carolina 79, Tech 74
Tech 78, NC State 67

1975 POINSETTIA TOURNAMENT
Greenville, S.C.

Tech 98, Furman 81
Rutgers 94, Tech 87

1975 KENTUCKY INVITATIONAL
Memorial Coliseum, Lexington, Ky.

Kentucky 66, Tech 64
Arizona State 85, Tech 70

1975 NORTH-SOUTH DOUBLEHEADER
Charlotte, N.C.

NC State 101, Tech 66
North Carolina 111, Tech 81

1974 MARYLAND INVITATIONAL
College Park, Md.

Maryland 105, Tech 67
Tech 70, St. Bonaventure 61 (ot)

1974 NORTH-SOUTH DOUBLEHEADER
Charlotte, N.C.

NC State 98, Tech 54
North Carolina 108, Tech 70

1973 OLD DOMINION TOURNAMENT
Norfolk, Va.

Baylor 108, Tech 80
Yale 101, Tech 95

1973 NORTH-SOUTH DOUBLHEADER
Charlotte, N.C.

North Carolina 107, Tech 72
NC State 118, Tech 94

1972 MARYLAND INVITATIONAL
College Park, Md.

Maryland 90, Tech 55
Bowling Green 102, Tech 87

1972 NORTH-SOUTH DOUBLHEADER
Charlotte, N.C.

NC State 87, Tech 70
North Carolina 118, Tech 73

1971 CHARLOTTE INVITATIONAL
Charlotte, N.C.

Davidson 91, Tech 66
Rutgers 91, Tech 64

1971 NORTH-SOUTH DOUBLEHEADER
Charlotte, N.C.

North Carolina 87, Tech 58
Tech 73, NC State 66

1970 NORTH-SOUTH DOUBLEHEADER
Charlotte, N.C.

Tech 89, NC State 77
Tech 104, North Carolina 95

1970 GATOR BOWL TOURNAMENT
Jacksonville, Fla.

Tech 69, Florida 58
St. Bonaventure 70, Tech 68

1969 BRUIN CLASSIC
Pauley Pavilion, Los Angeles, Calif.

UCLA 121, Tech 90
Indiana 87, Tech 65

1968 SUN BOWL TOURNAMENT
El Paso, Texas

Texas-El Paso 75, Tech 71
Oklahoma City 59, Tech 57

1967 CHICAGO CLASSIC
Chicago, Ill.

Illinois 65, Tech 54
Loyola 96, Tech 71

1966 BRUIN CLASSIC
Pauley Pavilion, Los Angeles, Calif.

Tech 101, Michigan 70
UCLA 91, Tech 72
Illinois 83, Tech 71

1965 HURRICANE CLASSIC Miami, Fla.
Louisville 54, Tech 48

Tech 83, Boston College 40

1964 SUGAR BOWL TOURNAMENT
New Orleans, La.

Louisville 77, Tech 71
Texas Tech 95, Tech 90

1963 MILWAUKEE CLASSIC
Milwaukee, Wis.

Tech 84, Marquette 83
Wisconsin 104, Tech 84

1962 GATOR BOWL TOURNAMENT
Jacksonville, Fla.

Tech 73, Virginia Tech 72 (ot)
Tech 73, Florida 61

1961 POINSETTIA TOURNAMENT
Greenville, S.C.

Tech 72, Furman 65
Arkansas 72, Tech 42

1960 GATOR BOWL TOURNAMENT
Jacksonville, Fla.

Tech 54, Georgia 51
Navy 63, Tech 60

1960 BLUEGRASS TOURNAMENT
Louisville, Ky.

Louisville 74, Tech 65
Utah State 67, Tech 62

1957 MOTOR CITY CLASSIC
Detroit, Mich.

Tech 67, Marquette 58
Tech 70, Detroit 66

1956 ALL COLLEGE TOURNAMENT
Oklahoma City, Okla.

Marquette 102, Tech 78
Tech 75, Idaho State 72
Tech 79, Texas Tech 66

1955 QUEEN CITY TOURNAMENT
Buffalo, N.Y.

Tech 65, Westminister 56
Tech 86, Canisius 82
Xavier 92, Tech 67

1954 QUEEN CITY TOURNAMENT
Buffalo, N.Y.

Tech 72, Idaho State 69 (ot)
Canisius 70, Tech 56
Georgetown 68, Tech 62

1953 GATOR BOWL TOURNAMENT
Jacksonville, Fla.

Georgia 66, Tech 64
Ga. Teachers Coll. 101, Tech 80
Florida 63, Tech 59

1952 GATOR BOWL TOURNAMENT
Jacksonville, Fla.

Florida 68, Tech 60
Tech 71, Georgia 54

1951 CAROLINA INVITATIONAL
Charlotte, N.C.

South Carolina 78, Tech 63
Tech 79, Auburn 62
Tech 78, Davidson 60

1949 DIXIE CLASSIC
Reynolds Coliseum, Raleigh, N.C.

Tech 64, Wake Forest 57
NC State 57, Tech 34
Tech 63, West Virginia 48

1947 ALL-COLLEGE TOURNAMENT
Oklahoma City, Okla.

Texas 54, Tech 45
Rice 43, Tech 42
Hamline 52, Tech 35

Starting Lineups Since 1943-44

1943-44 (14-4)

F	Bill Johnson	6-1	So.
F	Dick Collier	6-1	Fr.
C	Wes Paxson	6-4	Fr.
G	Frank Broyles	6-2	Fr.
G	Durand Holladay	6-1	Jr.

1944-45 (11-6)

F	Billy Williams	6-2	Sr.	*9.6
F	Dick Collier	6-1	So.	10.0
C	Bobby Davis	6-6	Jr.	6.4
G	Frank Broyles	6-2	So.	8.8
G	Durand Holladay	6-1	Sr.	10.0

1945-46 (10-11)

F	Johnny Doyle	6-5	So.
F	Bobby Davis	6-6	Sr.
C	Jim Nolan	6-8	Fr.
G	Frank Broyles	6-2	Jr.
G	Ramon Echols	5-9	So.

1946-47 (12-11)

F	Wes Paxson	6-4	Sr.	13.3
F	Dick Collier	6-1	Sr.	6.7
C	Jim Nolan	6-8	So.	7.6
G	Frank Broyles	6-2	Sr.	10.4
G	Colin Anderson	6-3	Fr.	7.4

1947-48 (12-16)

F	Joe Keener	6-3	Fr.	7.8
F	Melvin Dold	6-2	Fr.	10.4
C	Jim Nolan	6-8	Jr.	13.9
G	Mickey Sermersheim	5-10	Fr.	6.8
G	Colin Anderson	6-3	So.	10.7

1948-49 (11-13)

F	Joe Keener	6-3	So.
F	Melvin Dold	6-2	So.
C	Jim Nolan	6-8	Sr.
G	Mickey Sermersheim	5-10	So.
G	Colin Anderson	6-3	Jr.

1949-50 (14-13)

F	Joe Keener	6-3	Jr.	9.0
F	Melvin Dold	6-2	Jr.	11.1
C	Bill Cline	6-6	So.	9.0
G	Mickey Sermersheim	5-10	Jr.	9.6
G	Colin Anderson	6-3	Sr.	10.8

1950-51 (8-19)

F	Joe Keener	6-3	Sr.	9.9
F	Pete Silas	6-6	So.	11.7
C	Bill Cline	6-6	Jr.	9.3
G	Mickey Sermersheim	5-10	Sr.	5.8
G	Teeter Umstead	6-0	Jr.	8.9
Top Sub				
G	Melvin Dold	6-2	Sr.	8.4

1951-52 (7-16)

F	Bill Sennett	6-2	So.	2.7
F	Pete Silas	6-6	Jr.	17.1
C	Bill Cline	6-6	Sr.	10.7
G	Eric Crake	5-10	Jr.	7.2
G	Teeter Umstead	6-0	Sr.	14.2

1952-53 (5-17)

F	Gene Anderson	6-2	Sr.	4.1
F	Pete Silas	6-6	Sr.	13.7
C	Bill Cohen	6-6	Fr.	7.3
G	Eric Crake	5-10	Sr.	6.4
G	Johnny Harwell	6-1	Sr.	4.3

1953-54 (2-22)

F	Gene Anderson	6-2	Sr.	2.4
F	Pete Silas	6-6	Sr.	17.0
C	Bill Cohen	6-6	So.	10.2
G	Eric Crake	5-10	Sr.	10.1
G	Johnny Harwell	6-1	Sr.	7.6
Top Sub				
G	Howard Snead	6-0	Jr.	8.9

1954-55 (12-13)

F	Lenny Cohen	6-6	So.	12.7
F	Bill Cohen	6-6	Jr.	9.6
C	Dick Lenholt	6-6	Jr.	10.0
G	Bobby Kimmel	6-3	So.	14.4
G	Joe Helms	5-10	Jr.	14.5

1955-56 (12-11)

F	Lenny Cohen	6-6	Jr.	12.4
F	Bill Cohen	6-6	Sr.	8.6
C	Dick Lenholt	6-6	Sr.	7.7
G	Bobby Kimmel	6-3	Jr.	19.8
G	Joe Helms	5-10	Sr.	17.1

1956-57 (18-8)

F	Gary Phillips	6-1	Jr.	7.5
F	Bobby Kimmel	6-3	Sr.	15.1
C	Lenny Cohen	6-6	Sr.	13.4
G	Bud Blemker	5-10	So.	16.4
G	Terry Randall	5-10	So.	16.1

1957-58 (15-11)

F	Gary Phillips	6-1	Sr.	7.3
F	Dave Denton	6-3	So.	12.0
C	Frank Inman	6-6	So.	8.4
G	Bud Blemker	5-10	Jr.	17.4
G	Terry Randall	5-10	Jr.	16.3
Top Sub				
C-F	Jim Johnson	6-6	Sr.	8.0

1958-59 (17-9)

F	Roger Kaiser	6-1	So.	14.7
F	Dave Denton	6-3	Jr.	9.4
C	Frank Inman	6-7	Jr.	6.1
G	Bud Blemker	5-10	Sr.	14.9
G	Terry Randall	5-10	Sr.	14.0
Top Sub				
C-F	Wayne Richards	6-7	So.	7.5

1959-60 (22-6)

F	Wayne Richards	6-7	Jr.	8.9
F	Dave Denton	6-3	Sr.	15.0
C	Jim Riley	6-8	Sr.	3.9
G	Bobby Dews	5-11	Jr.	8.8
G	Roger Kaiser	6-1	Jr.	22.8

1960-61 (13-13)

F	Wayne Richards	6-7	Sr.	5.5
F	Mike Tomasovich	6-4	So.	3.7
C	Alan Nass	6-6	So.	6.7
G	Frank Landrey	5-8	So.	4.8
G	Roger Kaiser	6-1	Sr.	23.4
Top Subs				
F	Keith Weekly	6-3	So.	8.7
G	John Hoffman	6-0	Sr.	3.9

1961-62 (10-16)

F	Josh Powell	6-6	Sr.	10.2
F	Mike Tomasovich	6-4	Jr.	13.2
C	Alan Nass	6-6	Jr.	9.7
G	Frank Landrey	5-8	Jr.	8.3
G	John Herbert	5-9	So.	7.8
Top Sub				
G	Bill Eidson	6-1	So.	8.4

1962-63 (21-5)

F	Alan Nass	6-6	Sr.	6.9
F	Mike Tomasovich	6-4	Sr.	10.2
C	Jim Caldwell	6-9	So.	13.7
G	R.D. Craddock	5-11	So.	8.2
G	Keith Weekly	6-3	Jr.	8.3
Top Sub				
G	Ron Scharf	6-3	So.	8.3

1963-64 (17-9)

F	Charlie Spooner	6-2	Sr.	8.0
F	Ron Scharf	6-3	Jr.	12.6
C	Jim Caldwell	6-10	Jr.	14.0
G	R.D. Craddock	5-11	Jr.	13.6
G	Bill Eidson	6-1	Sr.	9.5

1964-65 (14-11)

F	Pres Judy	6-3	So.	10.7
F	Ron Scharf	6-3	Sr.	10.5
C	Jim Caldwell	6-10	Sr.	17.4
G	R.D. Craddock	5-11	Sr.	15.2
G	Charles Kenney	6-1	So.	10.5

1965-66 (13-13)

F	Pres Judy	6-3	Jr.	12.3
F	Dave Clark	6-4	So.	8.8
C	Pete Thorne	6-4	So.	12.4
G	Phil Wagner	6-2	So.	14.9
G	Pete Caldwell	6-1	Sr.	5.3
Top Sub				
G	Charles Kenney	6-1	Jr.	7.9

1966-67 (17-9)

F	Pres Judy	6-3	Sr.	16.5
F	Dave Clark	6-4	Jr.	8.9
C	Pete Thorne	6-4	Jr.	9.8
G	Phil Wagner	6-2	Jr.	19.5
G	Ted Tomasovich	6-3	So.	12.5
Top Sub				
G	Stan Guth	5-11	Jr.	8.8

1967-68 (12-13)

F	Ted Tomasovich	6-3	Jr.	10.6
F	Dave Clark	6-4	Sr.	12.9
C	Bob Seemer	6-7	So.	9.3
G	Phil Wagner	6-2	Sr.	19.6
G	Stan Guth	5-11	Sr.	7.7
Top Sub				
C-F	Pete Thorne	6-4	Sr.	10.9

1968-69 (12-13)

F	Ted Tomasovich	6-3	Sr.	15.0
F	Bob Seemer	6-7	Jr.	13.2
C	Rich Yunkus	6-10	So.	24.1
G	Jim Thorne	6-3	So.	6.4
G	John Veryzer	6-2	Jr.	5.1

1969-70 (17-10)

F	Bill Mayer	6-4	Sr.	12.2
F	Bob Seemer	6-7	Sr.	12.6
C	Rich Yunkus	6-10	Jr.	30.1
G	Jim Thorne	6-2	Jr.	10.3
G	John Hoggle	6-0	So.	4.4

1970-71 (23-9)

F	Bob Murphy	6-2	So.	10.8
F	Howard Thompson	6-4	Sr.	3.8
C	Rich Yunkus	6-10	Sr.	25.5
G	Jim Thorne	6-3	Sr.	13.2
G	Frank Samoylo	6-1	Jr.	7.5
Top Sub				
F	Tommy Wilson	6-7	Sr.	8.5

1971-72 (6-20)

F	Bob Murphy	6-2	Jr.	10.3
F	Steve Post	6-6	So.	15.2
C	Karl Binns	6-7	Sr.	8.8
G	John Hoggle	6-1	Sr.	6.8
G	Frank Samoylo	6-1	Sr.	15.4
Top Sub				
F	Tom Hyder	6-5	Jr.	5.0

1972-73 (7-18)

F	Andy McCain	6-8	Jr.	14.9
F	Bob Davis	6-6	Fr.	9.2
C	Steve Post	6-6	Jr.	8.6
G	Bob Murphy	6-2	Sr.	9.6
G	Steve Sherbak	6-2	Jr.	9.6
Top Sub				
F	Steve Sonnenberg	6-5	So.	7.3

1973-74 (5-21)

F	Harry Allen	6-4	So.	9.7
F	Trot Hunt	6-4	Jr.	8.3
C	Jim Wood	6-8	Fr.	11.1
G	Ray Schnitzer	5-11	Fr.	7.2
G	Steve Sherbak	6-2	Sr.	9.5

1974-75 (11-15)

F	Bob Davis	6-6	Jr.	9.3
F	Mike Green	6-5	Jr.	9.8
C	Jim Wood	6-8	So.	15.0
G	Ray Schnitzer	5-11	So.	11.8
G	Mike Bottorff	5-11	Jr.	13.9

1975-76 (13-14)

F	Harry Allen	6-4	Sr.	9.9
F	Mike Green	6-5	Sr.	9.2
C	Jim Wood	6-8	Jr.	14.7
G	Ray Schnitzer	5-11	Jr.	6.1
G	Mike Bottorff	5-11	Sr.	14.3

1976-77 (18-10)

F	Tico Brown	6-5	So.	16.4
F	Randy Foster	6-7	Sr.	7.7
C	Jim Wood	6-8	Sr.	14.1
G	Ray Schnitzer	5-11	Sr.	5.8
G	Billy Smith	6-0	So.	8.0

1977-78 (15-12)

F	Lenny Horton	6-7	So.	10.9
F	Sammy Drummer	6-5	Jr.	21.0
C	Bill Allgood	6-7	Sr.	8.6
G	Tico Brown	6-5	Jr.	16.1
G	Billy Smith	6-1	Jr.	7.4

1978-79 (17-9)

F	Lenny Horton	6-7	Jr.	13.0
F	Sammy Drummer	6-5	Sr.	23.7
C	Rob Noyes	6-8	Jr.	5.2
G	Tico Brown	6-5	Sr.	15.9
G	Billy Smith	6-1	Sr.	6.1
Top Sub				
G	John Mann	6-5	Jr.	2.5

1979-80 (8-18)

F	Lenny Horton	6-7	Sr.	17.2
F	Brook Steppe	6-5	So.	18.9
C	Rob Noyes	6-8	Sr.	3.4
G	John Mann	6-5	Sr.	4.2
G	Kerry O'Brien	6-2	Sr.	6.7

1980-81 (4-23)

F	Fred Hall	6-5	Sr.	12.2
F	Lee Goza	6-9	Jr.	9.8
C	Greg Wilson	6-8	Fr.	5.2
G	Stu Lyon	6-4	Jr.	7.9
G	George Thomas	6-3	So.	10.9

1981-82 (10-16)

F	Maurice Bradford	6-4	Jr.	8.8
F	Brook Steppe	6-5	Sr.	17.8
C	Lee Goza	6-9	Sr.	6.9
G	Brian Howard	5-10	Fr.	7.0
G	George Thomas	6-3	Jr.	5.8
Top Sub				
G	Anthony Byrd	6-2	So.	9.8

1982-83 (13-15)

F	John Salley	6-9	Fr.	11.5
F	Danny Pearson	6-5	Fr.	8.5
C	Tim Harvey	6-10	Fr.	6.1
G	Mark Price	6-0	Fr.	20.3
G	George Thomas	6-3	Sr.	9.5
Top Subs				
G	Anthony Byrd	6-2	Jr.	8.9
F	Maurice Bradford	6-4	Sr.	6.1

1983-84 (18-11)

F	John Salley	6-11	So.	11.8
F	Scott Petway	6-6	Jr.	4.1
C	Yvon Joseph	6-11	Jr.	11.9
G	Mark Price	6-0	So.	15.6
G	Bruce Dalrymple	6-4	Fr.	13.6

1984-85 (27-8)

F	John Salley	7-0	Jr.	14.0
F	Duane Ferrell	6-7	Fr.	9.1
C	Yvon Joseph	6-11	Sr.	11.6
G	Mark Price	6-0	Jr.	16.7
G	Bruce Dalrymple	6-4	So.	12.9

1985-86 (27-7)

F	Tom Hammonds	6-9	Fr.	12.2
F	Duane Ferrell	6-7	So.	12.1
C	John Salley	7-0	Sr.	13.1
G	Mark Price	6-1	Sr.	17.4
G	Bruce Dalrymple	6-4	Jr.	10.8

1986-87 (16-13)

F	Tom Hammonds	6-9	So.	16.2
F	Duane Ferrell	6-7	Jr.	17.9
C	Antoine Ford	7-0	Jr.	5.1
G	Bruce Dalrymple	6-4	Sr.	13.4
G	Brian Oliver	6-4	Fr.	5.1
Top Sub				
G	Craig Neal	6-5	Jr.	7.1

1987-88 (22-10)

F	Dennis Scott	6-8	Fr.	15.5
F	Duane Ferrell	6-7	Sr.	18.6
C	Tom Hammonds	6-9	Jr.	18.9
G	Craig Neal	6-5	Sr.	7.7
G	Brian Oliver	6-4	So.	12.6
Top Sub				
F	Anthony Sherrod	6-7	Jr.	7.7

1988-89 (20-12)

F	Johnny McNeil	6-9	Jr.	5.8
F	Tom Hammonds	6-9	Sr.	20.3
C	Maurice Brittian	6-9	Jr.	4.5
G	Dennis Scott	6-8	So.	20.1
G	Brian Oliver	6-4	Jr.	16.1
Top Subs				
F	Anthony Sherrod	6-7	Sr.	5.0
G	Karl Brown	6-2	Jr.	3.2

1989-90 (28-7)

F	Dennis Scott	6-8	Jr.	27.7
F	Malcolm Mackey	6-10	Fr.	7.2
C	Johnny McNeil	6-9	Sr.	5.8
G	Brian Oliver	6-4	Sr.	21.3
G	Kenny Anderson	6-2	Fr.	20.6
Top Sub				
G	Karl Brown	6-2	Sr.	3.8

1990-91 (17-13)

F	Bryan Hill	6-4	So.	6.5
F	Malcolm Mackey	6-11	So.	15.3
C	Matt Geiger	7-0	Jr.	11.4
G	Jon Barry	6-5	Jr.	15.9
G	Kenny Anderson	6-2	So.	25.9
Top Sub				
F	Ivano Newbill	6-9	Fr.	4.5

1991-92 (23-12)

F	James Forrest	6-8	Fr.	13.3
F	Malcolm Mackey	6-11	Jr.	15.8
C	Matt Geiger	7-1	Sr.	11.8
G	Jon Barry	6-5	Sr.	17.2
G	Travis Best	5-11	Fr.	12.3
Top Subs				
G-F	Bryan Hill	6-4	Jr.	4.0
F-C	Ivano Newbill	6-10	So.	2.7

1992-93 (19-11)

F	James Forrest	6-8	So.	19.5
F	Martice Moore	6-7	Fr.	10.5
C	Malcolm Mackey	6-11	Sr.	15.6
G	Drew Barry	6-4	Fr.	7.3
G	Travis Best	5-11	So.	16.3
Top Subs				
G-F	Bryan Hill	6-4	Sr.	4.8
C	Ivano Newbill	6-10	Jr.	2.8

1993-94 (16-13)

F	James Forrest	6-8	Jr.	19.0
F	Martice Moore or	6-8	So.	9.9
G	Fred Vinson	6-4	Sr.	11.9
C	Ivano Newbill	6-10	Sr.	5.7
G	Travis Best	5-11	Jr.	18.3
G	Drew Barry	6-5	So.	8.1
Top Sub				
F-C	Eddie Elisma	6-9	Fr.	5.1

1994-95 (18-12)

F	James Forrest	6-8	Sr.	19.0
F	Matt Harpring	6-7	Fr.	12.1
C	Eddie Elisma	6-9	So.	5.8
G	Travis Best	5-11	Sr.	20.2
G	Drew Barry	6-5	Jr.	13.4
Top Sub				
F	Michael Maddox	6-8	Fr.	9.1

1995-96 (24-12)

F	Michael Maddox	6-8	So.	9.2
F	Matt Harpring	6-7	So.	18.6
C	Eddie Elisma	6-9	Jr.	8.8
G	Stephon Marbury	6-2	Fr.	18.9
G	Drew Barry	6-5	Sr.	13.3
Top Sub				
G	Gary Saunders	6-5	Fr.	6.6

1996-97 (9-18)

F	Michael Maddox	6-9	Jr.	9.7
F	Matt Harpring	6-7	Jr.	19.0
C	Eddie Elisma	6-9	Sr.	9.7
G	Gary Saunders	6-5	So.	11.6
G	Kevin Morris	5-11	Fr.	5.9
Top Subs				
G-F	Jon Babul	6-7	Fr.	2.2
G	Jason Floyd	6-6	Fr.	3.9
C	Pablo Machado	6-10	Fr.	1.9

1997-98 (19-14)

F	Michael Maddox	6-9	Sr.	13.2
F	Matt Harpring	6-7	Sr.	21.6
C	Alvin Jones	6-11	Fr.	6.8
G	Dion Glover	6-5	Fr.	18.4
G	Travis Spivey	6-3	Fr.	5.7
Top Subs				
G	T.J. Vines	5-10	Fr.	2.6
G	Jason Floyd	6-6	So.	6.4

1998-99 (15-16)

F	Jason Collier	7-0	Jr.	17.2
F	Jon Babul	6-7	So.	5.3
C	Alvin Jones	6-11	So.	12.7
G	Jason Floyd	6-6	Jr.	13.5
G	Tony Akins	5-11	Fr.	11.3
Top Subs				
G	T.J. Vines	5-10	So.	6.6
G	Darryl LaBarrie	6-3	So.	3.5

1999-2000 (13-17)

F	Jason Collier	7-0	Sr.	17.0
F	Jason Floyd	6-6	Sr.	9.4
C	Alvin Jones	6-11	Jr.	9.7
G	Tony Akins	5-11	So.	11.5
G	Shaun Fein	6-3	Jr.	10.6
Top Subs				
G	T.J. Vines	5-10	Jr.	4.4
F	Clarence Moore	6-4	Fr.	4.8
F	Jon Babul	6-7	Jr.	3.6

2000-01 (17-13)

F	Jon Babul	6-7	Sr.	5.6
F	Marvin Lewis	6-3	Fr.	8.7
C	Alvin Jones	6-11	Sr.	13.4
G	Tony Akins	5-11	Jr.	14.5
G	Shaun Fein	6-3	Sr.	13.3
Top Subs				
G	Darryl LaBarrie	6-3	Sr.	5.6
G	T.J. Vines	5-10	Sr.	3.9
F	Halston Lane	6-4	Fr.	6.8

2001-02 (15-16)

F	Clarence Moore	6-5	So.	9.4
C	Ed Nelson	6-7	Fr.	8.5
G	Tony Akins	5-11	Sr.	17.0
G	Marvin Lewis	6-4	So.	10.9
G	B.J. Elder	6-3	Fr.	9.9
Top Subs				
F	Isma'il Muhammad	6-5	Fr.	7.1
F	Halston Lane	6-5	So.	6.1
C	Luke Schenscher	7-0	Fr.	4.8

2002-03 (16-15)

F	Chris Bosh	6-10	Fr.	15.6
C	Luke Schenscher or	7-1	So.	3.7
	Ed Nelson	6-8	So.	8.1
G	B.J. Elder	6-4	So.	15.0
G	Jarrett Jack	6-3	Fr.	9.5
G	Marvin Lewis	6-4	Jr.	12.2
Top Subs				
F	Isma'il Muhammad	6-6	So.	5.9
F	Theodis Tarver	6-9	Fr.	2.8

2003-04 (28-10)

F	Anthony McHenry	6-7	Jr.	3.4
C	Luke Schenscher	7-1	Jr.	9.2
G	Jarrett Jack	6-3	So.	12.5
G	Marvin Lewis	6-4	Sr.	11.0
G	B.J. Elder	6-4	Jr.	14.9
Top Subs				
G	Will Bynum	6-0	Jr.	9.6
F	Clarence Moore	6-5	Sr.	5.9
F	Isma'il Muhammad	6-6	Jr.	9.3

2004-05 (20-12)

F	Anthony McHenry	6-7	Sr.	3.8
C	Luke Schenscher	7-1	Sr.	10.1
G	B.J. Elder	6-4	Sr.	12.6
G	Jarrett Jack	6-3	Jr.	15.5
G	Will Bynum or	6-0	Sr.	12.5
F	Isma'il Muhammad	6-6	Jr.	8.4
Top Subs				
G	Anthony Morrow	6-5	Fr.	5.7
C	Ra'Sean Dickey	6-9	Fr.	5.1

2005-06 (11-17)

F	Jeremis Smith	6-6	So.	11.0
C	Ra'Sean Dickey	6-9	So.	10.1
G	Anthony Morrow	6-5	So.	16.0
G	Mario West	6-4	Jr.	5.2
G	Zam Fredrick	6-0	So.	10.6
Top Subs				
C	Theodis Tarver	6-9	Sr.	3.1
G	Lewis Clinch	6-3	Fr.	8.9
G	D'Andre Bell	6-5	Fr.	3.9

2006-07 (20-12)

F	Jeremis Smith	6-8	Jr.	8.3
F	Thaddeus Young	6-8	Fr.	14.4
C	Ra'Sean Dickey	6-10	Jr.	8.1
G	Anthony Morrow	6-5	Jr.	9.9
G	Javaris Crittenton	6-5	Fr.	14.4
Top Subs				
G	Mario West	6-5	Sr.	4.7
F/C	Zack Peacock	6-8	Fr.	5.5
F/C	Alade Aminu	6-10	So.	5.4

2007-08 (15-17)

F	Jeremis Smith	6-8	Sr.	10.5
F	Gani Lawal	6-9	Fr.	7.2
G	D'Andre Bell	6-5	Jr.	6.6
G	Anthony Morrow	6-5	Sr.	14.3
G	Maurice Miller	6-1	Fr.	8.1
Top Subs				
G	Lewis Clinch	6-3	Jr.	9.0
G	Matt Causey	6-0	Sr.	7.2
F	Alade Aminu	6-10	Jr.	6.0

Head Coaching History

Coach	Tenure	Yrs	W-L	Pct
Chapman	1906	1	2-1	.667
John Heisman	1909, 1913-14	3	9-14	.391
William Alexander	1920, 1922-24	4	36-38	.486
Joe Bean	1921	1	4-10	.286
Harold Hansen	1925-26	2	10-23	.303
Roy Mundorff	1927-43	17	172-134	.562
Dwight Keith	1944-46	3	35-21	.625
Roy McArthur	1947-51	5	57-72	.442
John "Whack" Hyder	1952-73	22	292-271	.519
Dwane Morrison	1974-81	8	91-122	.427
Bobby Cremins	1982-2000	19	354-237	.599
Paul Hewitt	2001-08	8	142-112	.559

Assistant Coaches by Season

1948-49	John Hyder
1950-51	John Hyder
1955-56	Bryon Gilbreath
1956-57	Bryon Gilbreath, Sonny Stevens
1957-58	Bryon Gilbreath, Sonny Stevens
1958-59	Bryon Gilbreath, Sonny Stevens
1959-60	Bryon Gilbreath, Sonny Stevens
1960-61	Bryon Gilbreath
1961-62	Bryon Gilbreath
1962-63	Bryon Gilbreath
1963-64	Bryon Gilbreath
1964-65	Bryon Gilbreath, Dwane Morrison
1965-66	Bryon Gilbreath, Dwane Morrison
1966-67	Bryon Gilbreath, Dwane Morrison, Eddie Jackel
1967-68	Bryon Gilbreath, Dwane Morrison, Eddie Jackel
1968-69	Bryon Gilbreath, Dwane Morrison, Eddie Jackel
1969-70	Bryon Gilbreath, Dwane Morrison, Eddie Jackel
1970-71	Bryon Gilbreath, Donald Clifton, Eddie Jackel
1971-72	Bryon Gilbreath, Donald Clifton
1972-73	Bryon Gilbreath, Donald Clifton
1973-74	Bryon Gilbreath, Jay Nidiffer
1974-75	Bryon Gilbreath, Jay Nidiffer
1975-76	Bryon Gilbreath, Jay Nidiffer
1976-77	Jay Nidiffer, Roger Banks
1977-78	Jay Nidiffer, Benny Dees
1978-79	Jay Nidiffer, Benny Dees
1979-80	Jay Nidiffer, Benny Dees
1980-81	Jay Nidiffer
1981-82	George Felton, Ben Jobe, Jimmy Hebron, Ken Davis (GA)
1982-83	George Felton, Perry Clark, Jimmy Hebron, Ken Davis (GA)
1983-84	George Felton, Perry Clark, Jimmy Hebron, Bill Burrows (GA)
1984-85	George Felton, Perry Clark, Jimmy Hebron, Rich Brown (GA)
1985-86	George Felton, Perry Clark, Jimmy Hebron, Ron Everhart (GA)
1986-87	Perry Clark, Kevin Cantwell, Jimmy Hebron
1987-88	Perry Clark, Kevin Cantwell, Jimmy Hebron
1988-89	Kevin Cantwell, Sherman Dillard, Jimmy Hebron, Bruce Dalrymple (V)
1989-90	Kevin Cantwell, Sherman Dillard, Jimmy Hebron, Bruce Dalrymple (V)
1990-91	Kevin Cantwell, Sherman Dillard, Jimmy Hebron, Bruce Dalrymple (V)
1991-92	Kevin Cantwell, Sherman Dillard, Jimmy Hebron, George Felton (GA)
1992-93	Kevin Cantwell, Sherman Dillard, Jimmy Hebron
1993-94	Kevin Cantwell, Sherman Dillard, Jimmy Hebron
1994-95	Kevin Cantwell, Dereck Whittenburg, Jimmy Hebron
1995-96	Kevin Cantwell, Dereck Whittenburg, Gary Leiner
1996-97	Kevin Cantwell, Dereck Whittenburg, Gary Leiner
1997-98	Kevin Cantwell, Dereck Whittenburg, Gary Leiner
1998-99	Kevin Cantwell, Dereck Whittenburg, Gary Leiner
1999-00	Kevin Cantwell, Willie Reese, Mark Price
2000-01	Dean Keener, Willie Reese, Cliff Warren
2001-02	Dean Keener, Willie Reese, Cliff Warren
2002-03	Dean Keener, Willie Reese, Cliff Warren
2003-04	Dean Keener, Willie Reese, Cliff Warren
2004-05	Willie Reese, Cliff Warren, Peter Zaharis
2005-06	John O'Connor, Charlton Young, Peter Zaharis
2006-07	John O'Connor, Charlton Young, Peter Zaharis
2007-08	John O'Connor, Charlton Young, Peter Zaharis

Tech Letterwinners

A

Abell, Nelson....1944
Akers, Lane....1954-56
Akins, Anthony J....1999-01
Akins, Terry E....1968-69
Allen, Harry B....1973-74-75-76
Allgood, William L....1977-78
Aminu, A. Alade....2006-07-08
Anderson, Gene....1952-53
Anderson, J.C....1947-48-49-50
Anderson, Kenneth....1990-91
Anderson, L.F....1937-38-39
Anderson, Marvin E....1954-55
Anderson, Tysor D....2007-08
Andrews, Jay (mgr)....1995-96-97
Arnold, John W....1965
Austin, Michael B....1951-52-53
Azar, Nicholas....1926-27-28

B

Babul, Jonathan R....1997-99-00-01
Baker, Avril (mgr)....1988-90
Bailey, F.B....1909
Balanis, Roderick A....1991-92-93-94
Barbic, Yann....1994
Barnes, Darryl....1990, 92-93-94
Barron, Carter....1926
Barry, Drew W....1993-94-95-96
Barry, Jon A....1991-92
Bell, D'Andre B....2006-07-08
Bergman, Herb....1947-48
Best, Travis E....1992-93-94-95
Bills, Jack....1945
Binns, Karl V....1972
Binns, William....1948
Blackwell, Hoyte....1940-41-42
Blemker, Berrien B....1948-49-50-51
Blemker, Ray....1957-58-59
Boisvert, David R....1988
Bolton, Roger P....1954
Bosh, Christopher W....2003
Bostick, H.C....1909
Bottorf, Michael B....1974-75-76
Boulware, Burtz....1935-36-37
Bowling, Tom....1967
Boyce, Michael (mgr)....2005-06
Bradford, Maurice....1982-83
Brennan, Bryan V....1995-96-97
Brewster, Jimmy....1922
Brittian, Maurice D....1989
Brizendine, Robert E....1966-67-68
Brooks, Robert A....2001-04
Brown, Bruce J....1972
Brown, Karl J....1989-90
Brown, Mark (mgr)....1984-85-86
Brown, Tico M....1977-78-79
Broyles, Frank....1943-44-45, 47
Bryan, Morris....1932
Bullard, Ralph....1928
Burdell, George P....1956-57-58
Burden, Preston (mgr)....2006-07-08
Burton, Richard E. (mgr)....1968
Butzky, Charles B. (mgr)....1964
Byrd, Anthony....1982-83-84
Bynum, William....2004-05

C

Cage, Gary B., Jr....2006-08
Caldwell, James W....1963-64-65
Caldwell, Robert G....1964-65-66
Campbell, Preston W....1973-74-75
Carroll, Jess M....1955-56-57
Carroll, Pat (mgr)....1987
Cassidy, Omar A....1997
Causey, Matthew D....2008
Center, Dave....1933
Cheney, Walter M. (mgr)....1974-75
Clark, David W....1966-67-68
Clinch, E. Lewis....2006-07-08
Cline, William S....1950-51-52
Cohen, Leonard R....1955-56-57
Cohen, William....1953-54-55-56
Cole, Michael D....1979-81-82
Coleman, W.B....1909
Collier, Dick....1944-45-47
Collier, Jason J....1999-00
Collier, Jeffrey R....1973
Connerly, Duffy (mgr)....1984-85
Copeland, Arthur....1947
Crabb, Michael (mgr)....1957
Craddock, Robert D....1963-64-65
Crake, Eric....1952-53
Crawford, Henry....1934-35-36
Crittenton, Javaris C....2007
Crosby, David....1941
Culbreth, Albert W....1998
Cullen, Matt (mgr)....1971-72
Currie, Rigdon (mgr)....1950-51
Cushman, H....1914

D

Dalrymple, Henry V....1984-85-86-87
Daugherty, Michael R....1974
Davis, Bob....1944-45-46
Davis, Robert C....1973-75
Davis, Tyler A....2005
Dawson, V.S....1909
Delong, George, Jr. (mgr)....1963
Dennicke, Skinny....1922
Denton, David R....1958-59-60
Dews, Robert W....1959-60
Diaw, Papa S....2006-07
Dickey, Ra'Sean M....2005-06-07
Dockweiler, Jay (mgr)....1987-88
Dold, Melvin J....1948-49-50-51
Domalik, Brian A....1989-90-91
Doyle, Johnny....1946
Drummer, Sammy L....1978-79
Dunn, Mike (mgr)....1999-00
Dyer, Vaughn....1952

E

Ebdon, Joe....1938
Echols, Ramon....1946
Eckford, Joe Errol....1922
Eidson, William R....1962-63-64
Elder, Barry J....2002-05
Elisma, Edner....1994-95-96-97
Emmerling, Fritz (mgr)....1952
Ewing, David W.T....2002-03

F

Fagg, David (mgr)....1979
Farr, Clay (tr)....1996
Farrell, Terry D....1972
Faye, Mouhammad....2007-08
Fein, Shaun R....2000-01
Ferrell, Duane....1985-86-87-88
Field, Wesley O....1965-66-67
Floyd, Jason C....1997-98-99-00
Ford, Antoine....1985-87
Fore, Clyde W....1971-72
Forrest, James C....1992-93-94-95
Foster, Randall L....1974-75-76-77
Fraser, Gilbert....1921
Fredrick, Zambolist II....2005-06
Fritch, James L....1948-49-50-51
Funkenstein, Louis (mgr)....1965-66-67

G

Gaddy, James W....1992-93
Gardner, Scott....1982
Gaston, Juan V....1996
Gaston, Robert W....1944
Geiger, Matthew A....1991-92
George, Nicholas....1926
Gher, John K....1960-61-62
Giaccio, Paul (mgr)....1995-96-97-98
Gladden, B. (mgr)....1972-73
Gladen, R.F....1909
Glenn, William....1933-34-35
Glover, M. Diondae....1998
Godwin, Paul....1948-49
Golden, Sid....1930
Golf, Larry....1963
Good, Chris....1980
Goode, William E. (mgr)....1962
Gooding, Hugh....1930
Goza, Lee....1981-82
Green, Michael D....1975-76
Guth, Stanley W....1966-67-68

H

Hagan, Scott (mgr)....1993-94-95-96-97
Haines, Fred....1947
Hall, Frederick....1980-81
Hamilton, Andrew (mgr)....2005-06-07-08
Hamilton, Bradley K. (mgr)....2005-06-07-08
Hamilton, Hoyt (mgr)....1977-78-79-80
Hammonds, Tom E....1986-87-88-89
Hansen, Harold....1925-26
Harlicka, Todd C....1992-93-94-95
Harpring, Matthew J....1995-96-97-98
Harpring, Patrick J....19990002 (mgr), 01 (player)
Harris, Ed....1928
Harris, R.M....1909
Harvey, Tim....1983-84
Harwell, John....1952-53-54
Haymans, Walter....1938-39-40
Hays, Lawrence....1935-36
Hazelhurst, J.G. (mgr)....1909
Hearn, Tiny....1928
Hearn, Jim....1942
Heeke, Frank....1930
Helms, Joe M....1955-56
Herbert, John L....1962-64
Hightower, W.H. (mgr)....1909
Hill, Bryan M....1991-92-93
Hill, Doug....1952
Hill, James E....1964, 66
Hodge, Julian T....1995-96
Hoffman, John R....1959-60-61
Hoggle, John M....1970-71-72
Hogue, Jim....1980
Holladay, Durand....1944-45
Holloway, James N....1965
Horton, Lenard....1977-78-79-80
Howard, Brian....1982
Howard, Clarence....1954
Hughes, Mack....1955-56 (mgr)
Hunt, Alexander, T....1974-75-76
Hyder, James T. (mgr)....1960-61
Hyder, John C....1935-36-37
Hyder, John T....1971-72-73

I

Ingram, Jon E. (mgr)....1968
Inman, Frank, Jr....1958-59
Inman, George W....1958
Isenhour, Michael....2000-01

J

Jack, Jarrett H....2003-05
Jamison, Cecil....1925-26
Jenks, Emory....1922
Johnson, Billy....1944
Johnson, Harold....1945
Johnson, James W....1956-57-58
Johnson, William O....1940-42
Johnston, Bo....1936-37-38
Jones, Alvin, III....1998-99-00-01
Jones, Ben....1936
Jones, B. Keith....2005-06
Jones, Ed....1938
Jordan, Bill....1936-37-38
Joseph, Yvon....1984-85
Judy, Coleman P....1965-66-67
Judy, Matt (mgr)....1996-97-98-99-00
Jumper, Jimmy....1946

K

Kaiser, Roger A....1959-60-61
Katz, Kitty....1932
Katz, Morris....1934-35
Keener, Marvin J....1948-49-50-51
Kelly, C. Ashley....1996-98-99
Kelly, John R., II....1993-95-96
Kelly, Lake D....1954-55-56
Kenney, Charles H....1965-66-67
Ketzner, Joe (tr)....1998-99-00
Khan, Fred (mgr)....1957
Kidd, Culver....1934-35-36
Kimmel, Robert B....1954-55-56-57
Kincaid, Kevin....1997-99
Klosterman, Henry....1946
Kowalski, Dave....1981

L

LaBarrie, Darryl A....1999-00-01
Lance, Jake....1944
Landry, Frank E....1961-62
Lane, N. Halston....2001-02
Lanier, Will (mgr)....2002-04
Largen, Ben....1927
Lawal, Gani O., Jr....2008
Lee, Henry....1981
Lenholt, Richard....1953-54-55-56
Lewis, Carlton....1940-42
Lewis, Marvin A....2001-04
Liantonio, Giuseppe (mgr)....1990-91-92
Lockwood, Billy (mgr)....1946
Lupton, Dale....1949-50
Lutz, Samuel A. (mgr)....1970
Lyon, Stuart....1981-82

M

MacGregor, Dan....1955
Machado, Pablo E....1997-98
Mackey, Malcolm M....1990-91-92-93
Maddox, Michael J....1995-96-97-98
Mann, John S....1977-78-79-80
Mansell, Jack....1983-84-85-86
Marbury, Stephon X....1996
Maree, Vance....1929
Martin, Michael W....1975
Martinson, John P....1985-86-87-88
Matheson, Kenneth....1922
Mathews, George....1946
Matthews, Phil (mgr)....2002
Mauch, H....1914
Mayer, William G....1969-70
McArthur, Roy....1930-31-32
McBath, H....1920
McCain, Andrew G....1973-74
McCarthy, John M. (mgr)....1966
McClune, Chris (mgr)....2005-06-07-08
McCullough, W.T....1914
McFadden, Bob (tr)....1993
McHenry, Anthony D....2002-05
McNeil, Johnny J....1989-90
Means, Toney (mgr)....1981-82
Medlock, Jan P....1997-98
Meyer, Gerald J....1958
Miller, Eddie (mgr)....1946
Miller, Maurice A....2008
Mills, David....1983
Mitchell, L.C....1914
Moore, Clarence A....2000, 02-04
Moore, Fred....1923
Moore, Martice D....1993-94
Moreland, Bob....1926
Morris, Jim (mgr)....1996-97-98-99
Morris, Kevin M....1997
Morrow, Anthony J....2005-06-07-08
Morrison, Franklin M....1977-78
Morton, George....1926
Muhammad, Isma'il A....2002-05
Munford, Dillard....1939
Munlyn, James....1987-88, 90-91
Murphey, Red....1922
Murphy, Billy B. (mgr)....1976-77-78-79
Murphy, Robert D....1971-72-73
Murphy, Ryan M....1995-96
Musser, James A. (mgr)....1976-77-78-81
Myers, E.V....1909

N

Nass, Alan W....1961-62-63
Neal, Craig D....1984, 86-87-88
Neal, Steven G....1979-80-82
Neal, Winston....1998 (mgr)-99-00-01
Neff, Graham (mgr)....2005-06
Nelson, David F....2002-04
Nelson, Edward R....2002-03
New, Dave....1981
Newbill, Ivano M....1991-92-93-94
Nichols, Jim (mgr)....1996-97-98-99
Nidiffer, Toby F....1977-78-79-80
Nigg, William R....1962-63-64
Nihill, Timothy (mgr)....1996-97-98-99
Nolan, Jim....1947-48-49
Noyes, Robert J....1977-78-79-80
Nyström, Jim A....2003-04

O

O'Brien, Dan K....1978-79-80
O'Callahan, Jimmy....1936
Oliver, Brian D....1987-88-89-90
Oltz, Harold....1928
Orr, Dick....1933
Owens, Jack....1949
Owens, Jack (mgr)....2005-06-07

P

Panders, Peteris (mgr)....1958-59
Parris, Walter....1925
Partin, John G....1966-67-68
Paxson, Wesley....1943-44, 47
Peacock, Zachery X., II....2007-08
Pearson, Danny....1983
Pearson, Tom....1946
Peck, Nathan (mgr)....1995
Peck, Stephen C....1980
Peffel, George....1938
Perkins, Bill....1930
Perry, B. Kyle....1998-99-00
Peters, Kenneth A....1973-74
Peterson, Charles (mgr)....1953-54
Petway, Scott....1984-85
Phillips, Gary D....1954-55-57-58
Pinsky, Steve (mgr)....1984-85
Pittman, John (mgr)....1990
Player, Frank....1929
Poole, Johnny....1932-33-34
Post, Steven F....1972-73
Poteet, William T....1959-60
Powell, Julian F....1960-61-62
Powers, Matt....2008
Prentice, Jason....1999
Price, W. Mark....1983-84-85-86
Priestley, Jerry M....1964-65-66

R

Radford, Charles (mgr)....1952
Raines, Ted....1931
Randall, Phillip Y....1963
Randall, Walter T....1957-58-59
Ray, Jim....1946
Reese, Willie R....1986-87-88-89
Register, Benjamin F....1949-50-51
Rhodes, Chad (mgr)....1993-94
Richards, Carl W....1959-60-61
Ridenmour, Raymond E....1967-69
Riedel, Robert J....1950
Riley, James R....1958-59-60
Roane, Babe....1922-24
Roberts, Ben (mgr)....2002-05
Roberts, Billy....1946
Roberts, Thomas H....1964
Rosser, George....1926

S

Salley, John T....1983-84-85-86
Samoylo, Francis J....1971-72
Santaromita, Gregory (mgr)....1975
Saunders, Gary....1996-97
Scharf, Ronald E....1963-64-65
Schenscher, Luke D....2002-05
Schnitzer, Ray....1974-75-76-77
Schoening, Henry....1947-48-49
Scott, Dennis E....1988-89-90
Scruggs, Charlie....1943
Seemer, Robert H....1968-69-70
Sennett, Bill....1952-53
Sermersheim, Michael F.....1948-49-50-51
Shaw, Steven T....1980-81
Sheehan, Bradley R....2008
Sherbak, Steven D....1973-74
Sherrod, Anthony N....1986-87-88-89
Silas, Cecil J....1951-52-53
Simmonds, Jorge (mgr)....2002-05
Sims, Fletcher....1936-37-38
Slocum, Jimmy....1932
Small, George C....1971-72
Smith, George....1938
Smith, Jeremis S....2005-06-07-08
Smith, Ravelle (mgr)....1995-96
Smith, William D....1976-77-78-79
Smits, Pieter (mgr)....1997
Snead, Howard....1953-55
Sonnenberg, Steven A....1973-74-75
Spiro, Keith (mgr)....1987-88
Spivey, LaTravis D....1998
Spooner, Charles G....1963-64
Stacy, Gilbert....1935
Stanford, John (mgr)....1969-70-71
Staton, Al....1922
Stenftenagel, Michael F....1964
Steppe, Michael H....1979-80-82
Stevens, T.E....1942
Stewart, Jimmy....1948-49
Stith, Henry H....1957-58
Storrs, Lance C....2008

T

Tarver, Theodis, Jr....2003-04-05-06
Taylor, Phil....1952
Taylor, Thomas E....1970-71-72
Thomas, George....1980-81-82-83
Thompson, William H....1969-70-71
Thorne, James A....1969-70-71
Thorne, Peter C....1966-67-68
Tierce, Joel....1936
Tison, Allan J....1968
Tomasovich, Mike....1961-62-63
Tomasovich, Ted....1967-68-69
Toomer, LeGaren D....2006
Tovey, Keith (mgr)....1990-91-92-93-94
Trotti, Paul W., Jr....1997-98-99-00
Tumlin, Chester J....1962
Tyler, Frederick B....1966-67

U

Umstead, Carl N....1950-51-52

V

Van Cantfort, Chris (mgr)....1973-74
Vanderplaats, James (mgr)....1968-69-70-71
Van Houten, Louis....1929
Van Houten, Robert....1933
Veryzer, John H....1968-69-70
Vines, Travis J....1998-99-00-01
Vinson, Frederick O....1992, 94
Vinton, William K....1972

W

Wages, Henry....1931
Wagner, Phillip C....1966-67-68
Waldkirch, Oscar....1945
Walker, Richard (mgr)....2002-03
Walsh, Zac (mgr)....1998-99-00-01-02
Warner, Troy (mgr)....1992-93-94
Washington, James B....1976
Waxelbaum, Theodore....1928
Weekly, Keith L....1961-63
West, Mario M....2004-05-06-07
Weston, Jaime (mgr)....1993
White, Gregory S....1989-90-91-92
Whitmore, David E....1989
Wilde, George....1926
Wilder, Attwood....1926
Williams, Ajani H....1996
Williams, Billy....1946
Williams, Calvin L., Jr....1994-95
Williams, John C....1980
Williams, Ron....1984
Williamson, Hugh....1928
Wilson, Greg....1981-82-83-84
Wilson, Julian....1928
Wilson, Thomas F....1969-70-71
Wiseman, Dale (tr)....1994-95
Witt, Ralph....1952
Wolcott, Steven W....2006
Wood, James T....1974-75-76-77
Woodall, Leon....1935
Worthington, David (mgr)....1983-84-85-86
Wright, Gene....1945
Wright, Richard D....1967-69-70
Wycoff, Douglas....1926

Y

Young, Thaddeus C....2007
Yunkus, Richard A....1969-70-71

All-Time Numerical Roster

00
Darryl Barnes 1993-94
Lewis Clinch 2007-08

1
B.J. Elder 2002-05
D'Andre Bell 2006
Javaris Crittenton 2007

2
Darryl Barnes* 1993
Darryl LaBarrie 2000-01
Isma'il Muhammad 2002-05
Matt Causey 2002
***Not a legal number at the time, wore for one game**

3
Colin Anderson 1949
Doug Hill 1952
Tommy Taylor 1971-72
John Boshart 1974
Brian Domalik 1990-91
Travis Best 1992-95
Stephon Marbury 1996
Tony Akins 1999-02
Jarrett Jack 2003-05
Maurice Miller 2008

4
Dale Lumpton 1949
Bill Cline 1951-52
Dennis Scott 1988-90
Pablo Machado 1997
Alvin Jones 1998-01
Chris Bosh 2003
Ra'Sean Dickey 2005-07

5
Jim Nolan 1948-49
Melvin Dold 1951
Gene Anderson 1952
Bob Murphy 1971-73
Karl Brown 1989-90
James Gaddy 1992-93
Eddie Elisma 1994-97
Dion Glover 1998-99
Clarence Moore 2001-02
Mario West 2004-07

6
Henry Schoening 1949
Mike Austin 1951-52

7
Jack Owens 1949
Joe Keener 1951
John Mansfield 1957

8
Joe Keener 1949
Pete Silas 1951-52

10
James Fritch 1949
Teeter Umstead 1951-52
Terry Randall 1957
Tony Arford 1969
Tommy Taylor 1970
Terry Farrell 1971-72
Mike Bottorff 1973-76
Craig Neal 1984-88
James Gaddy 1991
Drew Barry 1993-96
T.J. Vines 1998-01
Jim Nyström 2003-04
Tyler Davis 2005
Gary Cage 2006
Lance Storrs 2008

11
Mickey Sermersheim 1949-51
John Harwell 1952
Larry Good 1967
Rocky Davis 1974-75
Ronnie Keener 1976
Toby Nidiffer 1977-80
Bill Patterson 1981
Bryan Hill 1991-93
Yann Barbic 1994
Gary Saunders 1996-97
Travis Spivey 1998
Shaun Fein 2000-01
David Ewing 2002-03
Will Bynum 2004-05
Steven Wolcott 2006
Mouhammad Faye 2007-08

12
Barry Blemker 1949
Bud Witt 1951
Eric Crake 1952
Ken Peters (#5 on road in 1975) 1974-75
David Mills 1983
Michael Carr 1986
Brian Domalik 1989
Kenny Anderson 1990-91
Ashley Kelly 1999
Luke Schenscher 2002-05
Paco Diaw 2006-07

13
Lum Snyder 1952
John Veryzer 1968-70
Brian Oliver 1987-90
Kevin Morris 1997
Darryl LaBarrie 1999-00
D'Andre Bell 2007-08

14
Tom Pearson 1949
James Fritch 1951
Vaughan Dyer 1952
Russ Jessee 1954
Ray Schnitzer (#35 on road in 1975) 1975-77
Brook Steppe 1980-82
David Boisvert 1988
Greg White 1990
Jon Barry 1991-92
Winston Neal 1999-02
Keith Jones 2005-06
Ty Anderson 2007-08

15 • Retired
Barry Blemker 1951
Bill Sennett 1952
Jess Carroll 1954
John Bashart 1972
Donnie Keener 1976
Tico Brown 1977-79
Steve Peck 1980
George Thomas 1981-83
Darryl Barnes 1990-92
Rod Balanis 1993-94
MATT HARPRING 1995-98

16
Paul Godwin 1949
Eric Crake 1951
Bud Witt 1952

17
Robert Riedel 1949
George Morris 1952

18
Jimmy Stewart 1949
Peden Templeton 1952

19
Benny Register 1949

20 • Retired
Lenny Cohen 1957
Bobby Dews 1959-60
John Herbert 1962-64
Jim Field 1965
Bob Brizendine 1966-68
Brian Howard 1982
Scott Gardner 1983
TOM HAMMONDS 1986-89

21 • Retired
ROGER KAISER 1959-61

22 • Retired
Jess Carroll 1957
Terry Randall 1958
Pete Rogers 1961
Bill Nigg 1962-64
Terry Askins 1967-69
Frank Samoylo 1970-72
Steve Sonnenberg 1973-75
Kerry O'Brien 1977-80
Scott Gardner 1982
JOHN SALLEY 1983-86

23
Ray Blemker 1958-59
Bill Edison 1962-64
Stan Guth 1966-68
Phil Boshart 1973-75
Billy Smith 1976-79
George Thomas 1980
Bud Adams 1985
Michael Christian 1987-88
David Whitmore 1989
Brian Black 1990-91
Martice Moore 1993-94
C.J. Williams 1995
Jon Babul 1997-01
Anthony Morrow 2005-08

24
Bill Cohen 1954
Frank Inman 1957
John Gehr 1960-62
R.D. Craddock 1963-65
Phil Wagner 1966-68
Bill Mayer 1969-70
Tom Hyder 1971-73
Jim Wood (#41 on road in 1975) 1975-77
John Williams 1980
Scott Petway 1984
James Munlyn 1987-91
Fred Vinson 1992-94
Michael Maddox 1995-98
Marvin Lewis 2001-04
Gary Cage 2006, 08

25 • Retired
Ham Stith 1957-58
Pat Drennon 1960
Phil Randall 1962-63
Mick Stenftenagel 1964-66
John Partin 1967
Jim Thorne 1970-71
Mickey Morrison 1976
MARK PRICE 1983-86

26
Jim Johnson 1957

27
Danny MacGregor 1957

28
Bobby Kimmel 1954-57

29
Gary Phillips 1957

30
Dick Lenholt 1954
Buddy Davidson 1957
Bill Poteet 1959-61
Charlie Kennedy 1965-67
Howard Thompson 1969-71
Jim Gallman 1972
Anthony Byrd 1982-84
Todd Harlicka 1992-95
Kevin Kincaid 1997-99

31
Sam Nunn 1958
Al Mason 1959
Harold Query 1960
Frank Landrey 1961-62
Dan Russell 1965
Rick Tyler 1966-68
Bill Vinton 1971-72
Willie Reese 1985-89
Greg White 1991-92
Shawn Jones 1993
C.J. Williams 1994
Ryan Murphy 1996-97
Pablo Machado 1998
Alex Luyk 2000
Gani Lawal 2008

32
George Inman 1958
Keith Weekly 1961-63
Pete Caldwell 1965
Fred Hall 1980
Tommy Lee 1968
John Hoggle 1970-72
Steve Sherbak 1973-75
Bill Allgood 1977
Dave Kowalski 1981
John Martinson 1985-88
Malcolm Mackey 1990-93
Juan Gaston 1996
Kyle Perry 1998-00
Ed Nelson 2002-03
Jeremis Smith 2005-08

33
Larry Goff 1968-69
Clyde Fore 1970
Bob Schmidt 1972
Harry Allen 1973-76
Sammy Drummer 1979
Steve Shaw 1980-82
Danny Pearson 1983
Duane Ferrell 1985-88
Ivano Newbill 1990-94
Bryan Brennan 1996-97
Steve Economos 1998
Jason Prentice 1999
Halston Lane 2001-02
Thaddeus Young 2007

34
Dave Clark 1966
Bob Seemer 1968-70
George Small 1971-72
Randy Foster 1975-77
Lenny Horton 1979-80
Fred Hall 1981
Jack Mansell 1983-86
David Whitmore 1988
Rod Balanis 1990-91
James Forrest 1992-95
Jason Floyd 1997-00
Robert Brooks 2001-04
Brad Sheehan 2008

35
John Partin 1966
Jack Washington 1976
Maurice Bradford 1982-83
Yann Barbic 1995
Zam Fredrick 2005-06
Zachery Peacock 2007-08

40 • Retired
Gary Phillips 1958
Charlie Spooner 1961-64
John Arnold 1965
John White 1966
Dave Clark 1967-68
RICH YUNKUS 1969-71

41
Dave Denton 1958-60
Tom Bowling 1966-67
Ken Davis 1969-71
Dean Reeves 1972
Preston Campbell 1973
Brian Gemberling 1991
Ryan Murphy 1995
Paul Trotti 1997-00
Alade Aminu 2006

42
Curt Bryant 1958
Bucky Sowers 1960-62
Pres Judy 1964-67
Tommy Wilson 1969-71
Andy McCain 1973-74
Mike Martin 1975-76
Rob Noyes 1977-80
Lee Goza 1982
Anthony Sherrod 1986-89
Rod Balanis 1992
Keith Kenney 1993
John Kelly 1994
Ajani Williams 1996
Omar Cassidy 1997
Clarence Moore 2000, 04

43
Tom Chambers 1959
Roger Casada 1961-62
Pete Thorne 1966-68
Bob MacDonald 1969
Clyde Fore 1971-72
Tom Hunt 1974-76
Mickey Morrison 1977
Steve Neal 1979-80
Greg Wilson 1981-84
Bryan Brennan 1995
Henley Hayes 1997

44
John Hoffman 1959-61
Ron Scharf 1963-65
Ted Tomasovich 1966-69
Steve Post 1972-74
Mike Green 1975-76
Brook Steppe 1979
Stu Lyon 1982
Tim Harvey 1983-84
Antoine Ford 1985-87
Johnny McNeil 1989-90
John Kelly 1993-96
Jan Medlock 1997-98
Michael Isenhour 2000-01
Theodis Tarver 2003-06
Alade Aminu 2007-08

45
Jerry Meyer 1958
Newt Holloway 1965-67
Waymon Christopher (#4 on road) 1975
Reggie Spruill 1976
John Mann 1977-80
Bruce Dalrymple 1984-87
Bucky Hodge 1995-96
Bert Culbreth 1998

50
Frank Inman 1958-59
Alan Nass 1961-63
Wes Field 1965-67
Allan Tison 1968-70

51
Jim Johnson 1958
Boogie Hill 1964-66
Karl Binns 1972
Patrick Harpring 2001
David Nelson 2002-04

52
Wayne Richards 1959-61
Jim Caldwell 1964-65
Ray Ridenour 1966-69
Craig Nelson 1971
Jeff Collier 1973-76
David Cole 1979-82
Maurice Brittian 1989
Matt Geiger 1991-92
Ashley Kelly 1996-98
Jason Collier 1999-00

53
Jim Riley 1958-60
Jimmy Tumlin 1962-64
Bob Davis 1973-76
Lenny Horton 1977
Steve Neal 1981-82

54
Mike Tomasovich 1961-63
Jerry Priestley 1964-66
Rich Wright 1967-70
Bruce Brown 1971-72
Preston Campbell 1974-75
Lee Goza 1981
Yvon Joseph 1983-85

55
Josh Powell 1960-61
Terry Murray 1966
Anthony McHenry 2002-05
LeGaren Toomer 2006

Players whose jerseys are retired in all caps and in bold.
Note: Current NCAA basketball rules restrict uniform numbers to 0, 00, 1-5, 10-15, 20-25, 30-35, 40-45 and 50-55.

Year-by-Year At-A-Glance

Year	Coach	Captain(s)	W-L	Conf.
1906	Chapman	Wert	2-1	
1909	John Heisman	Val Dawson	1-6	
1910-12	No teams			
1913	John Heisman	J.T.L. Brown	2-6	
1914	John Heisman	Forbes Bradley	6-2	
1915-19	No teams			
1920	William Alexander	G.R. Frazer	7-10	
1921	Joe Bean	A.H. Staton	4-10	
	Tech enters Southern Conference			
1922	William Alexander	J.D. Brewster	11-6	
1923	William Alexander	E.L. Jenks	9-9	
1924	William Alexander	R.W. Roane	9-13	
1925	Harold Hansen	Fred Moore	4-12	
1926	Harold Hansen	George Wilder	6-11	
1927	Roy Mundorff	Dynamite Wilder	17-10	
1928	Roy Mundorff	Nick George	10-7	
1929	Roy Mundorff	Hank Heeke	15-6	
1930	Roy Mundorff	Sid Goldin	10-13	
1931	Roy Mundorff	H.F. Wages	11-13	
1932	Roy Mundorff	Unknown	7-6	
	Tech enters Southeastern Conference			
1933	Roy Mundorff	Unknown	9-6	7-6
1934	Roy Mundorff	Unknown	6-12	4-9
1935	Roy Mundorff	Billy Glenn	6-8	5-5
1936	Roy Mundorff	Unknown	10-8	8-6
1937	Roy Mundorff	Whack Hyder	13-2	10-0
1938*	Roy Mundorff	Bo Johnston	18-2	12-2
1939	Roy Mundorff	Lester Anderson	6-9	4-8
1940	Roy Mundorff	Walter Haymans	7-8	6-7
1941	Roy Mundorff	Carlton Lewis	8-11	4-9
1942	Roy Mundorff	Carlton Lewis	8-8	4-8
1943	Roy Mundorff	Jake Lance	11-5	7-5
1944	Dwight Keith	Wes Paxson	14-4	3-1
1945	Dwight Keith	Frank Broyles	11-6	9-5
1946	Dwight Keith	Bob Davis	10-11	6-7
1947	Roy McArthur	Herb Bergman	12-11	6-6
1948	Roy McArthur	Unknown	12-16	9-11
1949	Roy McArthur	Jim Nolan	11-13	7-10
1950	Roy McArthur	Unknown	14-13	7-9
1951	Roy McArthur	Mickey Sermersheim	8-19	7-12
1952	Whack Hyder	Teeter Umstead	7-15	5-13
1953	Whack Hyder	Pete Silas	5-17	4-9
1954	Whack Hyder	John Harwell	2-22	0-14
1955	Whack Hyder	Bobby Kimmel	12-13	7-7
1956	Whack Hyder	Bobby Kimmel	12-11	6-8
1957	Whack Hyder	Bobby Kimmel	18-8	9-5
1958	Whack Hyder	Terry Randall, Jim Johnson, Gary Phillips	15-11	7-7
1959	Whack Hyder	Terry Randall	17-9	9-5
1960#	Whack Hyder	Roger Kaiser	22-6	11-3
1961	Whack Hyder	Roger Kaiser	13-13	6-8
1962	Whack Hyder	Josh Powell	10-16	4-10
1963	Whack Hyder	Alan Nass	21-5	10-4
1964	Whack Hyder	R.D. Craddock	17-9	9-5
	Tech leaves Southeastern Conference			
1965	Whack Hyder	R.D. Craddock	14-11	
1966	Whack Hyder	Pres Judy	13-13	
1967	Whack Hyder	Pres Judy	17-9	
1968	Whack Hyder	Phil Wagner	12-13	
1969	Whack Hyder	Ted Tomasovich	12-13	

All-Time Record	1,204-1,055 (.533)
All-Time SEC Record	212-224 (32 seasons)
SEC Championships	1 (1938)
All-Time Metro Record	9-10 (3 seasons)
Metro Championships	0
All-Time ACC Record (Reg. season)	193-247 (29 seasons)
ACC Regular-Season Championships	2 (1996; 1985-T)
ACC Tournament Championships	3 (1985, 1990, 1993)
NCAA	15 (1960, 1985, 1986, 1987, 1988, 1989, 1990, 1991, 1992, 1993, 1996, 2001, 2004, 2005, 2007)
NIT	7 (1970, 1971, 1984, 1994, 1998, 1999, 2003)

Year	Coach	Captain(s)	W-L	Conf.
1970%	Whack Hyder	Rich Yunkus	17-10	
1971%	Whack Hyder	Jim Thorne	23-9	
1972	Whack Hyder	Frank Samoylo	6-20	
1973	Whack Hyder	Peanut Murphy	7-18	
1974	Dwane Morrison	Steve Sonnenberg	5-21	
1975	Dwane Morrison	Steve Sonnenberg, Preston Campbell	11-15	
	Tech enters Metro Conference			
1976	Dwane Morrison	Harry Allen, Mike Bottorff	13-14	0-1
1977	Dwane Morrison	Ray Schnitzer	18-10	3-3
1978	Dwane Morrison	Bill Allgood	15-12	6-6
	Tech leaves Metro Conference			
1979	Dwane Morrison	Tico Brown, Sammy Drummer, Billy Smith	17-9	
	Tech enters Atlantic Coast Conference			
1980	Dwane Morrison	Lenny Horton	8-18	1-13/8th
1981	Dwane Morrison	None	4-23	0-14/8th
1982	Bobby Cremins	Brook Steppe, Stu Lyon	10-16	3-11/8th
1983	Bobby Cremins	George Thomas, Maurice Bradford	13-15	4-10/6th
1984%	Bobby Cremins	Mark Price, John Salley	18-11	6-8/T5th
1985+#	Bobby Cremins	Mark Price, John Salley	27-8	9-5/T1st
1986#	Bobby Cremins	Mark Price, John Salley	27-7	11-3/2nd
1987#	Bobby Cremins	Bruce Dalrymple	16-13	7-7/5th
1988#	Bobby Cremins	Duane Ferrell	22-10	8-6/4th
1989#	Bobby Cremins	Tom Hammonds	20-12	8-6/5th
1990+##	Bobby Cremins	Brian Oliver	28-7	8-6/T3rd
1991#	Bobby Cremins	Brian Domalik, James Munlyn	17-13	6-8/T5th
1992#	Bobby Cremins	Jon Barry, Greg White	23-12	8-8/T4th
1993+#	Bobby Cremins	Ivano Newbill, Malcolm Mackey	19-11	8-8/6th
1994%	Bobby Cremins	Ivano Newbill	16-13	7-9/6th
1995	Bobby Cremins	Travis Best, James Forrest	18-12	8-8/5th
1996+#	Bobby Cremins	Drew Barry, John Kelly	24-12	13-3/1st
1997	Bobby Cremins	Eddie Elisma	9-18	3-13/9th
1998%	Bobby Cremins	Matt Harpring, Michael Maddox	19-14	6-10/6th
1999%	Bobby Cremins	Jon Babul, Jason Floyd	15-16	6-10/T5th
2000	Bobby Cremins	Jason Collier, Jason Floyd, Paul Trotti	13-17	5-11/8th
2001#	Paul Hewitt	Jon Babul, Shaun Fein, Alvin Jones	17-13	8-8/5th
2002	Paul Hewitt	Tony Akins, Michael Isenhour, Winston Neal	15-16	7-9/T5th
2003%	Paul Hewitt	Marvin Lewis	16-15	7-9/5th
2004##	Paul Hewitt	Marvin Lewis	28-10	9-7/T3rd
2005#	Paul Hewitt	Anthony McHenry, Isma'il Muhammad	20-12	8-8/T4th
2006	Paul Hewitt	Theodis Tarver, Mario West	11-17	4-12/11th
2007#	Paul Hewitt	Mario West, Jeremis Smith	20-12	8-8/T6th
2008#	Paul Hewitt	Jeremis Smith	15-17	7-9/T7th

All-Time Scores

Column Key

Site - home (h), away (a) or neutral (n), number key following each season)
TR - Tech's national rank, AP/coaches (listed beginning with 1949-50 season)
OR - opponent's national rank, AP/coaches (listed beginning with 1949-50 season)
Rec - Tech cumulative season record

1905-06 (2-1)

Home: 1-1, Away: 1-0, Neutral: 0-0

F. 17	h	L	6-26	Auburn 0-1
M. 10	a	W	27-13	Georgia 1-1
M. 17	h	W	13-11	Georgia (ot) 2-1

Home games in 1905-06 played at Peachtree Auditorium

JOHN HEISMAN

Pennsylvania '92

Record: 9-14 (.391)

1908-14 (3 seasons)

1908-09 (1-6)

Home: 1-3, Away: 0-3, Neutral: 0-0

J. 8	h	W	28-7	Mercer 1-0
J. 15	a	L	13-26	Mercer 1-1
J. 16	h	L	15-29	Tulane 1-2
J. 22	a	L	9-78	Georgia 1-3
J. 28	a	L	12-18	Atlanta Athletic Club 1-4
J. 29	h	L	13-69	Georgia 1-5
F. 4	h	L	8-24	Auburn 1-6

Home games at Cable Piano Company Hall.

1912-13 (2-6)

Home: 0-4, Away: 2-2, Neutral: 0-0

F. 7	h	L	22-26	Clemson 0-1
F. 8	a	W	27-11	Clemson 1-1
F. 14	h	L	27-36	Auburn 1-2
F. 15	a	L	12-71	Georgia 1-3
F. 21	h	L	25-31	Mercer 1-4
F. 22	a	L	19-23	Auburn 1-5
F. 25	a	W	23-19	Mercer 2-5
F. 28	h	L	20-35	Georgia 2-6

Home games on campus in the Crystal Palace, located at Cherry & Third Streets.

1913-14 (6-2)

Home: 3-1, Away: 3-1, Neutral: 0-0

F. 6	h	W	55-41	Vanderbilt 1-0
F. 7	a	W	30-20	Mercer 2-0
F. 13	h	W	31-22	Mercer 3-0
F. 14	a	L	8-58	Georgia 3-1
F. 20	h	W	50-12	Auburn 4-1
F. 21	a	W	23-21	Chattanooga 5-1
F. 26	h	L	24-29	Georgia 5-2
F. 27	a	W	21-6	Auburn 6-2

Home games at the Crystal Palace.

WILLIAM ALEXANDER

Georgia Tech '12

Record: 36-38 (.486)

1919-20, 1921-24 (4 seasons)

1919-20 (7-10)

Home: 4-2, Away: 3-8, Neutral: 0-0

J. 10	h1	L	24-29	Auburn 0-1
J. 16	h2	W	30-26	Mercer 1-1
J. 17	h1	W	28-23	Macon YMCA 2-1
J. 23	h1	W	32-17	Clemson 3-1
J. 30	h1	L	21-39	Vanderbilt 3-2
J. 31	a	L	33-41	Rome YMCA 3-3
F. 6	h3	W	44-33	Stetson 4-3
F. 7	a	L	11-25	Chattanooga 4-4
F. 13	a	W	21-16	Mercer 5-4
F. 14	a	L	4-64	Macon YMCA 5-5
F. 20	a	L	17-41	Clemson 5-6
F. 21	a	L	32-40	Clemson YMCA 5-7
F. 27	a	L	3-32	Vanderbilt 5-8
F. 28	a	W	29-26	Piedmont 6-8
M. 5	a	W	22-14	Newberry 7-8
M. 6	a	L	21-44	Atlanta Athletic Club 7-9
M. 9	a	L	17-21	Auburn 7-10

Home games at City Auditorium (h1), Atlanta Athletic Club (h2) & Luckie Street YMCA (h3)

JOE BEAN

Record: 4-10 (.286)

1920-21 (1 season)

1920-21 (4-10)

Home: 2-4, Away: 0-5, Neutral: 2-1

J. 8	h	L	19-20	Mercer 0-1
J. 14	h	L	18-20	Wofford 0-2
J. 21	h	W	44-24	Furman 1-2
J. 22	h	L	28-30	Auburn 1-3
J. 29	a	L	18-41	Mercer 1-4
F. 5	h	W	28-22	Clemson 2-4
F. 12	a	L	16-53	VMI 2-5
F. 14	a	L	15-31	Virginia Tech 2-6
F. 15	a	L	14-37	Georgetown 2-7
F. 16	a	L	23-37	Catholic 2-8
F. 19	h	L	28-29	Tennessee 2-9
F. 25	n1	W	53-11	Birmingham Southern 3-9
F. 26	n1	W	30-22	Alabama 4-9
F. 27	n1	L	21-26	Georgia 4-10

Home games at City Auditorium
n1-SIC Tournament (City Auditorium, Atlanta, Ga.)

WILLIAM ALEXANDER

1921-22 (11-6)

Home: 4-1, Away: 4-4, Neutral: 3-1

J. 7	a	L	26-28	Mercer 0-1
J. 13	a	W	34-16	Birmingham Ath. Club 1-1
J. 14	a	L	20-49	Alabama 1-2
J. 20	h1	W	44-35	Mercer 2-2
J. 21	a	W	29-14	Macon YMCA 3-2
J. 28	h1	W	44-12	Auburn 4-2
F. 4	h1	W	36-29	Alabama 5-2
F. 8	h2	L	25-26	Agoga Class (ot) 5-3
F. 10	a	W	24-23	Fort Benning 6-3
F. 11	a	L	13-26	Auburn 6-4
F. 15	h2	W	17-16	Trinity 7-4
F. 17	a	L	14-26	Tennessee 7-5
F. 18	a	W	33-30	Chattanooga 8-5
F. 24	n1	W	34-30	Mississippi State 9-5
F. 25	n1	W	34-23	South Carolina 10-5
F. 26	n1	L	14-29	Mercer 10-6
F. 27	n1	W	33-25	Alabama 11-6

Home games at City Auditorium (h1) & Atlanta Athletic Club (h2)
n1-SIC Tournament (City Auditorium, Atlanta, Ga.)

1922-23 (9-9)

Home: 5-1, Away: 2-6, Neutral: 2-2

J. 5	h	L	23-40	Atlanta Athletic Club 0-1
J. 6	a	L	20-30	Mercer 0-2
J. 12	h	W	35-17	Auburn 1-2
J. 13	a	W	26-17	Clemson 2-2
J. 20	h	W	33-32	Mercer 3-2
J. 23	a	W	33-30	Progressive Club 4-2
J. 27	h	W	35-22	Clemson 5-2
F. 3	h	W	52-20	Florida 6-2
F. 9	h	W	39-24	Alabama 7-2
F. 13	a	L	29-41	Chattanooga 7-3
F. 16	a	L	31-37	Birmingham Athletic Club 7-4
F. 17	a	L	27-28	Alabama 7-5
F. 19	a	L	31-45	Mississippi State 7-6
F. 23	a	L	26-29	Auburn 7-7
F. 27	n1	W	34-26	Centre 8-7
F. 28	n1	W	27-22	Georgia 9-7
M. 1	n1	L	17-25	Mississippi State 9-8
M. 2	n1	L	26-30	Mercer 9-9

Home games at City Auditorium
n1-SIC Tournament (City Auditorium, Atlanta, Ga.)

1923-24 (9-13)

Home: 3-6, Away: 6-6, Neutral: 0-1

D. 29	a	W	31-28	Macon YMCA 1-0
D. 30	a	W	39-9	Savannah Athletic Club 2-0
D. 31	a	W	32-31	Jacksonville YMCA 3-0
J. 1	a	L	28-39	Albany YMCA 3-1
J. 4	h	L	23-51	Atlanta Athletic Club 3-2
J. 5	a	W	48-13	Clemson 4-2
J. 8	h	L	18-42	Columbus YMCA 4-3
J. 11	h	W	39-24	Auburn 5-3
J. 12	a	L	37-42	Furman 5-4
J. 18	h	L	26-30	Mercer 5-5
J. 19	a	L	20-36	Mercer 5-6
J. 26	h	L	28-33	Alabama 5-7
F. 2	h	L	36-40	Mississippi State 5-8
F. 8	h	W	39-22	Clemson 6-8
F. 9	a	W	33-18	Auburn 7-8
F. 12	h	W	34-26	Central YMCA 8-8
F. 15	a	L	24-31	Alabama 8-9
F. 16	a	L	28-53	Mississippi State 8-10
F. 19	h	L	33-43	Progressive Club 8-11
F. 22	a	W	23-19	Chattanooga 9-11
F. 23	a	L	27-33	Kentucky 9-12
F. 29	n1	L	29-35	Auburn 9-13

Home games at City Auditorium
n1-SIC Tournament (City Auditorium, Atlanta, Ga.)

HAROLD HANSEN

Minnesota '18

Record: 10-23 (.303)

1924-26 (2 seasons)

1924-25 (4-12)

Home: 1-7, Away: 2-4, Neutral: 1-1

J. 9	h	L	22-23	Atlanta Athletic Club 0-1
J. 10	h	L	18-20	Clemson 0-2
J. 13	a	W	28-26	Fort McPherson (2ot) 1-2
J. 16	h	L	18-23	Mercer 1-3
J. 17	a	W	28-21	Auburn 2-3
J. 24	h	L	28-37	Vanderbilt 2-4
J. 31	h	W	30-25	Georgia 3-4
F. 6	h	L	16-18	Kentucky 3-5
F. 7	h	L	14-15	Auburn 3-6
F. 13	a	L	21-28	Mercer 3-7
F. 14	a	L	30-32	Clemson 3-8
F. 16	a	L	12-35	NC State 3-9
F. 17	h	L	27-36	Davidson 3-10
F. 21	a	L	24-34	Georgia 3-11
F. 27	n1	W	31-14	Sewanee 4-11
F. 28	n1	L	26-34	North Carolina 4-12

Home games played on campus at the Temporary Gym, a 2,500-seat wooden structure on the corner of Third Street & Techwood Drive.
n1-SIC Tournament (City Auditorium, Atlanta, Ga.)

1925-26 (6-11)

Home: 6-3, Away: 0-6, Neutral: 1-1

D. 29	a	L	28-29	Havana Yacht Club exh
D. 30	a	W	18-5	Univ. of Havana exh
D. 31	a	W	31-28	Havana Yacht Club (2ot) exh
J. 2	a	L	10-16	Univ. of Havana exh
J. 4	h1	L	18-33	Tulane 0-1
J. 8	h	W	35-30	Georgia 1-1
J. 9	a	L	28-32	Auburn 1-2
J. 11	h	W	31-18	Tulane 2-2
J. 13	h	W	23-19	Marquette 3-2
J. 15	a	L	23-27	Vanderbilt 3-3
J. 16	a	L	24-25	Kentucky 3-4
J. 22	h	W	23-22	NC State 4-4
J. 23	h	L	20-26	South Carolina 4-5
J. 30	a	L	29-33	Georgia 4-6
F. 6	h	L	20-31	Mississippi State 4-7
F. 12	a	L	14-30	NC State 4-8
F. 13	a	L	19-36	South Carolina 4-9
F. 19	h	W	28-13	Auburn 5-9
F. 20	h1	L	19-34	Georgia 5-10
F. 26	n1	W	30-27	Alabama 6-10
F. 27	n1	L	24-36	Mississippi 6-11

Home games at Temporary Gym
h1-City Auditorium; n1-SIC Tournament (City Auditorium, Atlanta, Ga.)

All-Time Scores

ROY MUNDORFF

Pennsylvania '21
Record: 172-134 (.562)
1926-1943 (17 seasons)

1926-27 (17-10)

Home: 9-0, Away: 6-9, Neutral: 2-1

D. 20	a	L	26-35	Columbus Kinners	0-1
D. 21	a	L	25-52	Cincinnati	0-2
D. 22	a	L	41-43	Cincinnati YMCA	0-3
D. 23	a	L	36-38	Evansville	0-4
D. 24	a	W	29-24	Islay Dairy	1-4
D. 25	a	W	26-25	Loraine Lions Club	2-4
D. 27	a	L	37-40	Wittenburg	2-5
D. 28	a	L	28-61	DePauw	2-6
D. 30	h	W	19-18	Dixie Portland	3-6
J. 5	a	L	28-34	Atlanta Athletic Club	3-7
J. 8	h	W	22-20	Auburn (ot)	4-7
J. 15	a	W	36-35	Georgia (ot)	5-7
J. 19	h	W	44-16	Progressive Club	6-7
J. 21	h	W	36-29	Vanderbilt	7-7
J. 22	h	W	48-16	Kentucky	8-7
J. 28	h	W	75-14	Southern Bell	9-7
J. 29	h1	W	33-27	Georgia	10-7
F. 2	a	W	31-28	Progressive Club	11-7
F. 4	h	W	50-15	Alabama	12-7
F. 5	h	W	41-23	Atlanta Athletic Club	13-7
F. 10	a	L	27-29	Louisiana State	13-8
F. 11	a	W	38-37	Tulane	14-8
F. 12	a	L	24-42	Auburn	14-9
F. 16	n2	W	45-31	Oglethorpe	15-9
F. 19	a	W	36-25	Georgia	16-9
F. 25	n3	W	40-24	Mississippi State	17-9
F. 26	n3	L	18-32	South Carolina	17-10

Home games at Temporary Gym except where noted
n1, h1-City Auditorium, Atlanta, Ga.; n2-Atlanta Athletic Club; n3-SIC Tournament, City Auditorium, Atlanta, Ga.

1927-28 (10-7)

Home: 3-2, Away: 4-4, Neutral: 3-1

D. 28	n1	W	47-20	Standard Oil	1-0
D. 29	a	L	23-32	Albany	1-1
D. 31	n2	W	41-36	Penn-Dixie	2-1
J. 4	a	L	26-36	Atlanta Athletic Club	2-2
J. 7	a	L	29-56	Auburn	2-3
J. 14	h	L	30-33	Georgia	2-4
J. 17	h	W	42-24	Clemson	3-4
J. 20	h	W	31-26	Tennessee	4-4
J. 28	a	W	36-35	Georgia	5-4
F. 8	h	L	29-33	Atlanta Athletic Club	5-5
F. 10	a	W	41-31	Vanderbilt	6-5
F. 11	a	W	35-31	Kentucky	7-5
F. 13	a	W	42-25	Tennessee	8-5
F. 15	a	L	21-30	Alabama	8-6
F. 18	h1	W	28-26	Georgia	9-6
F. 24	n3	W	50-24	Florida	10-6
F. 25	n3	L	29-30	Auburn	10-7

Home games at Temporary Gym except where noted
h1-City Auditorium; n1-Savannah, Ga.; n2-Chattanooga, Tenn.; n3-SIC Tournament (City Auditorium, Atlanta, Ga.)

1928-29 (15-6)

Home: 8-2, Away: 7-3, Neutral: 0-1

D. 23	a	W	33-31	LaGrange YMCA	1-0
D. 26	a	W	41-35	The Citadel	2-0
D. 27	a	W	34-26	Savannah J.E.A.	3-0
D. 28	a	W	53-26	Dixie Stars	4-0
D. 31	a	L	29-31	Penn-Dixie	4-1
J. 1	a	W	37-33	Rome YMCA	5-1
J. 5	h	W	29-23	Clemson	6-1
J. 7	h	W	36-19	Florida	7-1
J. 8	h	W	33-26	Florida	8-1
J. 16	h	W	33-19	Kentucky	9-1
J. 19	a	W	40-28	Vanderbilt	10-1
J. 23	a	L	26-43	Atlanta Athletic Club	10-2
J. 26	h1	W	38-37	Georgia	11-2
F. 2	h	W	38-15	Vanderbilt	12-2
F. 6	h	W	41-25	Auburn	13-2
F. 9	h	W	37-21	Alabama	14-2
F. 13	h	L	25-30	Tennessee	14-3
F. 16	a	W	46-41	Auburn	15-3
F. 20	h	L	26-37	Atlanta Athletic Club	15-4
F. 25	a	L	25-27	Georgia	15-5
M. 1	n1	L	26-30	Clemson	15-6

Home games at Temporary Gym except where noted
h1-City Auditorium; n1-SIC Tournament (City Auditorium, Atlanta, Ga.)

1929-30 (10-13)

Home: 4-5, Away: 5-7, Neutral: 1-1

D. 27	a	L	22-24	Baltimore	0-1
D. 28	a	L	23-33	Pennsylvania	0-2
D. 30	a	W	37-25	Stevens Tech	1-2
J. 1	a	L	24-28	Crescent Athletic Club	exh
J. 3	a	L	37-39	St. Thomas-Scranton	1-3
J. 4	a	W	51-36	Franklin & Marshall	2-3
J. 10	h	W	31-16	South Carolina	3-3
J. 11	h	L	24-25	Clemson	3-4
J. 14	h	W	36-22	Savannah J.E.A.	4-4
J. 18	h	L	23-26	Georgia	4-5
J. 22	a	L	28-33	Tennessee	4-6
J. 25	h1	L	23-25	Georgia	4-7
F. 1	h1	W	46-25	Vanderbilt	5-7
F. 4	a	W	31-29	Atlanta Athletic Club	6-7
F. 7	a	W	41-37	Vanderbilt	7-7
F. 8	a	L	19-39	Kentucky	7-8
F. 12	a	L	28-36	Alabama	7-9
F. 15	a	L	26-40	Clemson	7-10
F. 17	a	W	47-34	Auburn	8-10
F. 19	h1	W	40-29	Auburn	9-10
F. 22	h1	L	31-35	Georgia	9-11
F. 25	h	L	22-37	Atlanta Athletic Club	9-12
F. 28	n1	W	53-31	Tulane	10-12
M. 1	n1	L	37-44	Duke	10-13

Home games at Temporary Gym except where noted
h1-City Auditorium; n1-SIC Tournament (City Auditorium, Atlanta, Ga.)

1930-31 (11-13)

Home: 6-2, Away: 5-10, Neutral: 0-1

D. 27	a	W	34-17	Benjamin Franklin	1-0
D. 29	a	W	49-45	Arundel Boat Club	2-0
D. 30	a	L	24-29	Knights of Columbus	2-1
J. 1	a	L	26-32	Manhattan (ot)	2-2
J. 2	a	L	33-38	Rider	2-3
J. 3	a	L	30-34	Temple	2-4
J. 7	h	L	25-30	South Carolina	2-5
J. 10	a	L	27-40	Atlanta Athletic Club	2-6
J. 14	a	L	31-39	Florida	2-7
J. 16	h	W	44-37	Vanderbilt	3-7
J. 17	a	L	30-39	Georgia	4-7
J. 20	h	W	32-23	Florida	4-8
J. 24	h	W	49-29	Tennessee	5-8
J. 28	a	W	37-33	Auburn	6-8
J. 31	h	W	37-19	Georgia	7-8
F. 5	a	L	32-45	Vanderbilt	7-9
F. 7	a	L	34-38	Kentucky	7-10
F. 9	a	W	32-25	Tennessee	8-10
F. 14	a	L	15-44	Georgia	8-11
F. 17	h	L	16-35	Kentucky	8-12
F. 20	h	W	23-19	Alabama	9-12
F. 21	a	W	41-17	South Carolina	10-12
F. 24	h	W	47-22	Auburn	11-12
F. 27	n1	L	48-53	Florida	11-13

Home games at Temporary Gym, which burned down after the season
n1-SIC Tournament (City Auditorium, Atlanta, Ga.)

1931-32 (7-6)

Home: 6-2, Away: 1-3, Neutral: 0-1

J. 3	a	W	42-21	Fort Benning	exh
J. 9	a	W	41-32	Florida	1-0
J. 13	a	L	22-25	Auburn	1-1
J. 16	h	W	45-27	Vanderbilt	2-1
J. 23	a	L	39-40	Mercer	2-2
J. 27	h	W	52-27	Grayson Athletic Club	3-2
J. 30	h	W	30-20	Georgia	4-2
F. 3	h	L	19-34	Alabama	4-3
F. 6	a	L	15-25	Georgia	4-4
F. 10	h	W	36-28	Auburn	5-4
F. 13	h	L	33-42	Mercer	5-5
F. 17	h	W	38-23	Florida	6-5
F. 20	h	W	25-22	Georgia	7-5
F. 26	n1	L	33-36	Louisiana State	7-6

Home games at City Auditorium
n1-SIC Tournament (City Auditorium, Atlanta, Ga.)

Georgia Tech enters Southeastern Conference

1932-33 (9-6, SEC 7-6)

Home: 4-1, Away: 4-4, Neutral: 1-1

J. 7	a	W	29-28	Clemson	1-0
J. 11	h	L	31-40	Original Celtics	exh
J. 14	a	L	25-30	Georgia	1-1
J. 17	a	W	38-32	Sewanee	2-1
J. 18	a	L	27-38	Vanderbilt	2-2
J. 21	h	W	47-18	Mercer	3-2
J. 28	h	W	26-16	Georgia	4-2
F. 1	h	L	19-26	Alabama	4-3
F. 4	h	W	37-23	Tennessee	5-3
F. 6	h	W	38-26	Sewanee	6-3
F. 9	h	W	41-21	Mexico City YMCA	exh
F. 11	a	L	22-45	Kentucky	6-4
F. 13	a	L	26-33	Tennessee	6-5
F. 15	a	W	29-20	Auburn	7-5
F. 18	a	W	32-30	Georgia	8-5
F. 21	n1	W	29-18	Auburn	9-5
F. 24	n2	L	24-30	Tennessee	9-6

Home games at City Auditorium
n1-Atlanta Athletic Club; n2-SEC Tournament (City Auditorium, Atlanta, Ga.)

1933-34 (6-12, SEC 4-9)

Home: 3-4, Away: 3-7, Neutral: 0-1

D. 28	a	L	19-38	Baltimore	0-1
D. 29	a	L	32-40	Rider	0-2
D. 30	a	L	31-45	St. Thomas-Scranton	0-3
J. 6	h	L	22-24	Vanderbilt	0-4
J. 9	a	W	28-26	Auburn	1-4
J. 13	a	W	33-25	Georgia	2-4
J. 17	h	L	28-50	Original Celtics	exh
J. 20	a	W	40-39	Sewanee	3-4
J. 27	h	L	33-37	Georgia	3-5
J. 31	h	L	35-45	Tennessee	3-6
F. 3	a	L	16-63	Alabama	3-7
F. 7	h	W	31-25	Clemson	4-7
F. 9	a	L	30-38	Vanderbilt	4-8
F. 10	a	L	25-49	Kentucky	4-9
F. 12	a	L	21-23	Tennessee	4-10
F. 14	h	W	24-20	Auburn	5-10
F. 17	h	L	27-28	Georgia	5-11
F. 21	h	W	43-27	Sewanee	6-11
M. 2	n1	L	19-33	Georgia	6-12

Home games at City Auditorium
n1-SEC Tournament (City Auditorium, Atlanta, Ga.)

1934-35 (6-8, SEC 5-5)

Home: 3-2, Away: 3-6, Neutral: 0-0

J. 12	a	L	29-43	Clemson	0-1
J. 16	h	L	26-36	Tennessee	0-2
J. 19	a	L	23-33	Georgia	0-3
J. 25	h	L	32-33	Vanderbilt (ot)	0-4
F. 2	h	W	32-27	Georgia	1-4
F. 6	h	W	25-24	Auburn	2-4
F. 8	a	L	24-53	Vanderbilt	2-5
F. 9	a	L	30-57	Kentucky	2-6
F. 12	a	W	34-19	Auburn	3-6
F. 16	a	L	19-38	Xavier	3-7
F. 18	a	L	30-34	Tennessee	3-8
F. 20	a	W	42-28	Mercer	4-8
F. 23	a	W	49-39	Georgia (ot)	5-8
M. 2	h	W	42-31	Sewanee	6-8

Home games at City Auditorium

1935-36 (10-8, SEC 8-6)

Home: 6-2, Away: 3-5, Neutral: 1-1

J. 4	a	L	25-36	Florida	0-1
J. 8	a	W	59-42	Mercer	1-1
J. 11	h	L	32-35	Clemson	1-2
J. 15	h	W	46-20	Mercer	2-2
J. 17	h	W	33-30	Tennessee	3-2
J. 18	a	L	23-42	Vanderbilt	3-3
J. 25	a	L	31-39	Clemson	3-4
F. 1	h	W	29-21	Georgia	4-4
F. 4	a	L	28-31	Auburn	4-5
F. 8	h	L	40-42	Vanderbilt	4-6
F. 12	h	W	34-16	Sewanee	5-6
F. 15	a	W	58-35	Sewanee	6-6
F. 17	h	W	39-22	Florida	7-6
F. 19	h	W	46-22	Auburn	8-6
F. 22	a	W	24-22	Georgia	9-6
F. 24	a	L	21-33	Tennessee	9-7
F. 28	n1	W	42-37	Vanderbilt	10-7
F. 29	n1	L	34-43	Alabama	10-8

Home games played on campus at the Naval Armory, an 1,150-seat facility on same site as Temporary Gym
n1-SEC Tournament (Knoxville, Tenn.)

1936-37 (13-2, SEC 10-0)

Home: 7-0, Away: 5-1, Neutral: 1-1

J. 9	h	W	53-36	Mercer	1-0
J. 13	a	W	35-25	Florida	2-0
J. 16	h	W	39-27	Vanderbilt	3-0
J. 20	h	W	51-13	Clemson	4-0
J. 23	a	W	54-32	Sewanee	5-0
J. 27	h	W	70-26	Fort Benning	exh
J. 30	a	W	34-20	Georgia	6-0

F. 6	a	L	30-31	Pennsylvania	6-1
F. 10	h	W	36-18	Sewanee	7-1
F. 11	h	W	42-28	Auburn	8-1
F. 13	a	W	40-30	Vanderbilt	9-1
F. 15	h	W	43-37	Florida	10-1
F. 20	h	W	42-22	Georgia	11-1
F. 27	a	W	35-33	Auburn	12-1
M. 1	n1	W	43-30	Mississippi State	13-1
M. 2	n1	L	30-40	Kentucky	13-2

Home games at the Naval Armory
n1-SEC Tournament (Knoxville, Tenn.)

1937-38 (18-2, SEC 12-2)

Home: 11-0, Away: 4-2, Neutral: 3-0

SEC Champions

J. 8	h	W	35-30	NC State	1-0
J. 15	h	W	59-25	Vanderbilt	2-0
J. 17	a	W	46-37	Mercer	3-0
J. 19	h	W	53-23	Mercer	4-0
J. 26	h	W	36-24	Alabama	5-0
J. 29	h	W	51-28	Georgia	6-0
F. 4	a	L	35-47	Louisiana State	6-1
F. 5	a	L	22-37	Tulane	6-2
F. 9	h	W	57-35	South Carolina	7-2
F. 10	h	W	41-31	Sewanee	8-2
F. 12	a	W	40-35	Vanderbilt	9-2
F. 15	h	W	43-42	Auburn	10-2
F. 17	h	W	54-40	Florida	11-2
F. 19	a	W	29-27	Georgia	12-2
F. 25	h	W	53-33	Clemson	13-2
F. 26	a	W	51-30	South Carolina	14-2
M. 1	h	W	54-32	Auburn	15-2
M. 5	n1	W	50-18	Vanderbilt	16-2
M. 4	n1	W	44-29	Tulane	17-2
M. 7	n1	W	58-47	Mississippi	18-2

Home games at the Naval Armory
n1-SEC Tournament (Baton Rouge, La.)

Georgia Tech begins playing home games in Heisman Gym

1938-39 (6-9, SEC 4-8)

Home: 5-3, Away: 1-5, Neutral: 0-1

J. 11	h	L	28-30	Mercer	0-1
J. 14	h	W	30-24	Vanderbilt	1-1
J. 21	h	W	32-31	Tulane (ot)	2-1
J. 28	a	L	26-32	Georgia	2-2
F. 1	a	W	29-25	South Carolina	3-2
F. 4	a	L	29-33	Florida (ot)	3-3
F. 8	h	W	37-32	Sewanee	4-3
F. 9	h	W	37-35	Louisiana State	5-3
F. 11	a	L	42-49	Vanderbilt	5-4
F. 15	a	L	25-39	Alabama	5-5
F. 18	h	L	29-41	Georgia	5-6
F. 21	h	W	38-28	South Carolina	6-6
F. 22	a	L	24-38	Auburn	6-7
F. 27	h	L	33-49	Auburn	6-8
M. 3	n1	L	38-42	Mississippi (SEC)	6-9

n1-SEC Tournament (Knoxville, Tenn.)

1939-40 (7-8, SEC 6-7)

Home: 5-4, Away: 2-3, Neutral: 0-1

J. 6	a	L	30-34	South Carolina	0-1
J. 13	h	W	49-43	Vanderbilt	1-1
J. 15	h	L	40-45	Florida	1-2
J. 20	h	W	50-39	Mississippi	2-2
J. 27	h	L	31-46	Georgia	2-3
J. 31	h	L	34-52	Alabama	2-4
F. 2	a	W	34-33	Louisiana State	3-4
F. 3	h	L	25-37	Tulane	3-5
F. 6	h	W	53-31	Auburn	4-5
F. 10	a	W	57-39	Vanderbilt	5-5
F. 13	h	W	41-35	Duke	6-5
F. 17	a	L	31-40	Georgia	6-6
F. 19	h	W	44-39	Kentucky	7-6
F. 21	a	L	38-39	Auburn (ot)	7-7
F. 29	n1	L	43-55	Tennessee	7-8

n1-SEC Tournament (Knoxville, Tenn.)

1940-41 (8-11, SEC 4-9)

Home: 6-2, Away: 1-8, Neutral: 1-1

D. 29	n1	W	39-34	South Carolina (ot)	1-0
D. 31	a	W	44-35	South Carolina	2-0
J. 7	h	W	41-34	South Carolina	3-0
J. 8	h	W	63-51	Clemson	4-0
J. 14	h	W	60-47	Mississippi	5-0
J. 18	h	W	55-48	Vanderbilt	6-0
J. 20	h	L	37-47	Kentucky	6-1
J. 22	a	L	49-52	Clemson (ot)	6-2
J. 25	h	L	20-37	Tulane	6-3
F. 1	h	W	48-39	Auburn	7-3
F. 5	a	L	45-51	Auburn	7-4
F. 7	a	L	26-31	Georgia	7-5
F. 10	a	L	41-43	Louisiana State	7-6
F. 12	a	L	32-46	Alabama	7-7
F. 15	a	L	41-54	Vanderbilt	7-8
F. 17	a	L	41-60	Kentucky	7-9
F. 20	h	W	52-44	Georgia	8-9
F. 22	a	L	42-53	Notre Dame	8-10
F. 27	n2	L	33-39	Alabama	8-11

n1-Augusta, Ga.; n2-SEC Tournament (Louisville, Ky.)

1941-42 (8-8, SEC 4-8)

Home: 5-3, Away: 3-4, Neutral: 0-1

J. 8	h	W	49-35	Turner Field	1-0
J. 10	a	W	35-32	South Carolina	2-0
J. 15	h	L	25-31	Alabama	2-1
J. 17	h	L	32-39	Vanderbilt	2-2
J. 20	h	L	53-63	Kentucky	2-3
J. 24	h	W	53-44	Fort Benning	3-3
J. 31	h	W	48-42	Auburn	4-3
F. 3	a	L	38-43	Auburn	4-4
F. 6	a	L	41-54	Louisiana State	4-5
F. 7	a	W	52-43	Tulane	5-5
F. 11	h	W	64-32	Chattanooga	6-5
F. 14	a	W	35-27	Vanderbilt	7-5
F. 16	a	L	51-57	Kentucky	7-6
F. 19	h	W	49-29	Georgia	8-6
F. 21	a	L	37-38	Georgia	8-7
F. 26	n2	L	32-37	Alabama	8-8

n2-SEC Tournament (Louisville, Ky.)

1942-43 (11-5, SEC 7-5)

Home: 9-1, Away: 2-3, Neutral: 0-1

J. 9	h	W	33-23	South Carolina	1-0
J. 16	h	W	43-29	Vanderbilt	2-0
J. 19	h	L	36-38	Kentucky	2-1
J. 22	a	W	59-32	Auburn	3-1
J. 23	a	L	25-33	Alabama	3-2
J. 30	h	W	53-21	Auburn	4-2
F. 2	h	W	65-40	Fort Benning	5-2
F. 5	h	W	45-44	Louisiana State	6-2
F. 6	h	W	60-36	Tulane	7-2
F. 10	h	W	43-32	Clemson	8-2
F. 13	a	L	28-52	Vanderbilt	8-3
F. 15	a	L	31-58	Kentucky	8-4
F. 18	a	W	58-31	Georgia	9-4
F. 20	h	W	39-20	Georgia	10-4
F. 22	h	W	36-33	Camp Wheeler	11-4
F. 26	n1	L	41-48	Mississippi State	11-5

n1-SEC Tournament (Knoxville, Tenn.)

DWIGHT KEITH

Alabama '24
Record: 35-21 (.625)
1944-1946 (3 seasons)

1943-44 (14-4, SEC 3-1)

Home: 7-1, Away: 6-2, Neutral: 1-1

J. 7	a	W	46-34	Atlanta Naval Air Station	1-0
J. 8	h	W	48-31	Mercer	2-0
J. 14	h	W	70-37	Atlanta Naval Air Station	3-0
J. 15	h	W	68-28	Ga. Medical College	4-0
J. 21	h	W	34-18	Georgia Pre-Flight	5-0
J. 22	a	W	50-34	Clemson	6-0
J. 26	h	W	58-44	Mayport Naval Base	7-0
J. 28	a	L	34-43	Georgia Pre-Flight	7-1
J. 29	h	W	58-24	Clemson	8-1
F. 5	a	W	67-34	Mercer	9-1
F. 6	a	W	68-45	Ga. Medical College	10-1
F. 11	h	L	52-55	176th Infantry	10-2
F. 12	a	W	42-39	Georgia	11-2
F. 18	a	L	42-64	176th Infantry	11-3
F. 19	h	W	71-44	Georgia	12-3
F. 21	a	W	57-53	Mayport Naval Base	13-3
M. 2	n1	W	63-51	Vanderbilt	14-3
M. 3	n1	L	55-66	Tulane	14-4

n1-SEC Tournament (Louisville, Ky.)

1944-45 (11-6, SEC 9-5)

Home: 6-1, Away: 3-4, Neutral: 2-1

J. 10	h	W	41-36	Georgia Pre-Flight	1-0
J. 13	a	L	26-31	Alabama	1-1
J. 17	a	L	36-52	Georgia Pre-Flight	1-2
J. 20	h	W	53-39	Auburn	2-2
J. 22	h	L	58-64	Kentucky	2-3
J. 27	a	L	26-44	Tennessee	2-4
J. 29	a	W	47-38	Tulane	3-4
F. 3	a	L	32-51	Kentucky	3-5
F. 9	h	W	70-38	Georgia	4-5
F. 10	h	W	53-49	Tennessee	5-5
F. 14	h	W	53-45	Alabama	6-5
F. 17	a	W	74-41	Auburn	7-5
F. 21	h	W	51-47	Atlanta Naval Air Station (ot)	8-5
F. 24	a	W	69-42	Georgia	9-5
M. 1	n1	W	68-49	Georgia	10-5
M. 2	n1	W	60-43	Mississippi State	11-5
M. 3	n1	L	37-41	Tennessee	11-6

n1-SEC Tournament (Louisville, Ky.)

1945-46 (10-11, SEC 6-7)

Home: 5-5, Away: 5-5, Neutral: 0-1

D. 20	h	W	52-38	Clemson	1-0
J. 4	h	W	45-22	Auburn	2-0
J. 5	a	W	61-46	Clemson	3-0
J. 8	h	L	37-44	Alabama	3-1
J. 12	a	L	45-58	Tulane	3-2
J. 16	a	W	53-26	Auburn	4-2
J. 18	h	L	39-54	Duke	4-3
J. 19	a	W	36-30	Alabama	5-3
J. 21	a	L	43-68	Kentucky	5-4
J. 26	h	L	27-49	Tennessee	5-5
J. 28	h	L	26-54	Kentucky	5-6
F. 1	h	W	64-53	Florida	6-6
F. 2	h	W	55-45	South Carolina	7-6
F. 4	h	W	59-52	Tulane	8-6
F. 6	a	L	40-50	Georgia	8-7
F. 9	a	W	38-34	Tennessee	9-7
F. 12	a	L	51-73	Duke	9-8
F. 15	h	L	43-46	Georgia	9-9
F. 16	a	L	47-63	South Carolina	9-10
F. 23	a	W	58-50	Florida	10-10
F. 28	n1	L	30-36	Georgia	10-11

n1-SEC Tournament (Louisville, Ky.)

ROY McARTHUR

Georgia Tech '33
Record: 57-72 (.442)
1947-1951 (5 seasons)

1946-47 (12-11, SEC 6-6)

Home: 7-2, Away: 3-8, Neutral: 2-1

D. 12	h	W	63-37	Chattanooga	1-0
D. 14	h	W	51-34	South Carolina	2-0
D. 19	h	W	55-41	Davidson	3-0
D. 31	a	W	54-50	Boston College	4-0
J. 2	a	L	39-48	Detroit	4-1
J. 4	a	L	52-62	Michigan State	4-2
J. 11	h	W	58-51	Tulane	5-2
J. 15	a	W	55-42	Auburn	6-2
J. 17	h	L	38-42	Alabama	6-3
J. 20	h	L	47-70	Kentucky	6-4
J. 25	h	W	48-43	Tennessee	7-4
J. 29	h	W	65-49	Auburn	8-4
J. 31	a	L	45-47	Tulane	8-5
F. 1	a	L	46-64	Alabama	8-6
F. 4	a	W	51-44	Georgia	9-6
F. 7	a	L	28-40	Tennessee	9-7
F. 14	a	L	48-58	North Carolina	9-8
F. 15	a	L	54-64	Duke	9-9
F. 19	h	W	70-46	Georgia	10-9
F. 22	a	L	46-83	Kentucky	10-10
F. 28	n1	W	65-52	Mississippi State	11-10
F. 29	n1	W	43-40	Alabama	12-10
M. 1	n1	L	53-75	Kentucky	12-11

n1-SEC Tournament (Louisville, Ky.)

1947-48 (12-16, SEC 9-11)

Home: 4-7, Away: 5-5, Neutral: 3-4

SEC Runner-up

D. 15	h	L	53-54	Furman	0-1
D. 19	h	W	63-50	Chattanooga	1-1

All-Time Scores

D. 20	h	W	51-48	Virginia	2-1
D. 29	n1	L	45-54	Texas	2-2
D. 30	n1	L	42-43	Rice	2-3
D. 31	n1	L	35-52	Hamline	2-4
J. 9	a	L	29-54	Tulane	2-5
J. 10	a	W	52-40	Louisiana State	3-5
J. 13	a	W	65-64	Furman	4-5
J. 19	h	L	56-71	Kentucky	4-6
J. 24	h	L	57-59	Tennessee	4-7
J. 26	h	L	46-54	Louisiana State	4-8
J. 30	a	L	31-38	Auburn	4-9
J. 31	h	L	31-44	Alabama	4-10
F. 4	a	W	68-58	Georgia	5-10
F. 6	a	L	46-49	Tennessee	5-11
F. 9	h	L	55-59	Tulane	5-12
F. 12	a	W	73-64	Georgia	6-12
F. 13	h	W	65-42	Florida	7-12
F. 16	h	L	55-60	Duke	7-13
F. 18	a	L	58-65	Georgia	7-14
F. 21	a	L	54-78	Kentucky	7-15
F. 25	h	W	50-43	Auburn	8-15
F. 28	a	W	63-55	Florida	9-15
M. 4	n2	W	46-34	Alabama	10-15
M. 5	n2	W	60-57	Georgia	11-15
M. 6	n2	W	50-40	Tulane	12-15
M. 6	n2	L	43-54	Kentucky	12-16

n1-All-College Tournament, Oklahoma City, Okla.; n2-SEC Tournament (Louisville, Ky.)

1948-49 (11-13, SEC 7-10)

Home: 7-5, Away: 4-6, Neutral: 0-2

D. 3	a	W	75-45	Birmingham Southern	1-0
D. 4	a	W	62-42	Howard College	2-0
D. 11	h	W	81-45	Chattanooga	3-0
D. 18	h	W	64-49	Furman	4-0
D. 20	n1	L	60-74	Long Island	4-1
D. 22	a	L	59-67	LaSalle	4-2
J. 7	a	L	52-73	Tulane	4-3
J. 8	a	L	59-65	Louisiana State	4-4
J. 11	a	L	33-41	Auburn	4-5
J. 14	h	W	51-38	Alabama	5-5
J. 17	h	L	45-56	Kentucky	5-6
J. 22	h	L	56-63	Tennessee	5-7
J. 26	h	L	60-74	Georgia (ot)	5-8
J. 29	h	L	49-56	Tulane	5-9
F. 2	a	W	56-49	Georgia	6-9
F. 5	h	W	72-71	Tennessee	7-9
F. 7	h	L	63-72	Louisiana State	7-10
F. 10	h	W	57-49	Florida	8-10
F. 12	a	L	42-53	Duke	8-11
F. 16	h	W	60-58	Georgia	9-11
F. 19	a	L	32-78	Kentucky	9-12
F. 23	h	W	66-57	Auburn	10-12
F. 26	a	W	66-56	Florida	11-12
M. 3	n2	L	53-55	Louisiana State	11-13

n1-Madison Square Garden, New York, N.Y.; n2-SEC Tournament (Louisville, Ky.)

1949-50 (14-13, SEC 7-9)

Home: 9-1, Away: 3-11, Neutral: 2-1

Date	Site	Result	Opponent	TR	OR	Rec
D. 3	h	W 84-39	Chattanooga			1-0
D. 10	h	W 87-56	Furman			2-0
D. 14	h	W 78-59	Davidson			3-0
D. 19	a	L 60-84	Bradley			3-1
D. 20	a	L 45-59	St. Louis			3-2
D. 22	a	W 68-60	Michigan State			4-2
D. 29	n1	W 64-57	Wake Forest			5-2
D. 30	a1	L 34-57	NC State			5-3
D. 31	n1	W 63-48	West Virginia			6-3
J. 2	a	W 73-43	Chattanooga			7-3
J. 6	a	L 52-63	Louisiana State			7-4
J. 7	a	L 62-64	Tulane			7-5
J. 10	h	W 65-49	Auburn			8-5
J. 14	a	L 39-73	Alabama			8-6
J. 16	h	L 47-61	Kentucky	2/na		8-7
J. 21	h	W 68-57	Tennessee			9-7
J. 25	a	L 55-67	Georgia			9-8
J. 28	h	W 59-55	Tulane			10-8
F. 1	h	W 56-51	Georgia			11-8
F. 4	a	L 56-69	Tennessee			11-9
F. 6	h	W 85-58	Louisiana State			12-9
F. 10	h	W 69-38	Florida			13-9
F. 15	a	L 72-73	Georgia (ot)			13-10
F. 18	a	L 62-97	Kentucky	5/na		13-11
F. 22	a	W 61-53	Auburn			14-11
F. 25	a	L 41-59	Florida			14-12
M. 2	n2	L 56-63	Tennessee			14-13

n1, a1-Dixie Classic (Reynolds Coliseum, Raleigh, N.C.); n2-SEC Tournament (Louisville, Ky.)

1950-51 (8-19, SEC 7-12)

Home: 4-6, Away: 3-12, Neutral: 1-1

Date	Site	Result	Opponent	TR	OR	Rec
D. 9	h	W 87-50	Furman			1-0
D. 16	a	L 55-85	Bradley		na/2	1-1
D. 18	a	L 57-79	Louisville			1-2
D. 28	a	L 47-61	San Francisco			1-3
D. 29	a	L 57-82	California			1-4
D. 30	a	L 45-78	California			1-5
J. 2	a	L 51-58	Rice			1-6
J. 5	a	L 49-68	Louisiana State			1-7
J. 6	a	L 45-49	Tulane			1-8
J. 9	h	W 56-50	Georgia			2-8
J. 13	h	L 54-56	Florida			2-9
J. 20	a	L 66-77	Georgia			2-10
J. 22	h	L 61-82	Kentucky		2/2	2-11
J. 26	a	W 55-46	Mississippi State			3-11
J. 27	a	W 73-59	Mississippi			4-11
J. 31	h	W 64-44	Auburn			5-11
F. 3	a	W 71-57	Tennessee			6-11
F. 7	h	L 53-54	Georgia			6-12
F. 9	a	L 42-75	Kentucky		1/1	6-13
F. 10	a	L 47-65	Vanderbilt			6-14
F. 14	a	L 63-75	Auburn			6-15
F. 17	h	L 49-59	Alabama			6-16
F. 19	h	L 67-69	Vanderbilt			6-17
F. 21	h	W 74-64	Tennessee			7-17
F. 24	h	L 77-83	Pennsylvania (ot)			7-18
M. 2	n1	W 63-61	Tulane (ot)			8-18
M. 2	n1	L 56-82	Kentucky		1/1	8-19

n1-SEC Tournament (Louisville, Ky.)

JOHN "WHACK" HYDER



Georgia Tech '37

Record: 292-271 (.519)

1952-1973 (22 seasons)

1951-52 (7-15, SEC 5-13)

Home: 3-7, Away: 2-6, Neutral: 2-2

Date	Site	Result	Opponent	TR	OR	Rec
D. 8	13	L 58-90	U.S. Marines			exh
D. 15	a	W 66-64	South Carolina			1-0
D. 28	n1	L 63-78	South Carolina			1-1
D. 29	n1	W 79-62	Auburn			2-1
D. 29	n1	W 78-60	Davidson			3-1
J. 5	h	L 58-73	Tulane			3-2
J. 9	h	W 56-54	Auburn			3-3
J. 12	a	L 60-66	Alabama			4-3
J. 14	h	L 64-94	Mississippi			4-4
J. 21	h	L 51-96	Kentucky		3/3	4-5
J. 26	a	L 56-69	Tennessee			4-6
J. 28	h	L 58-67	South Carolina			4-7
J. 30	h	W 66-64	Mississippi State			5-7
F. 2	a	L 67-92	Vanderbilt			5-8
F. 4	h	L 51-73	Louisiana State			5-9
F. 6	a	L 64-72	Georgia			5-10
F. 9	a	L 42-93	Kentucky		1/1	5-11
F. 13	a	W 58-50	Auburn			6-11
F. 16	a	L 73-80	Florida			6-12
F. 18	h	L 58-83	Vanderbilt			6-13
F. 20	h	L 81-83	Tennessee			6-14
F. 23	h	W 79-73	Georgia			7-14
F. 28	n2	L 59-80	Kentucky		1/1	7-15

n1-Carolina Invitational (Charlotte Coliseum, Charlotte, N.C.); n2-SEC Tournament (Louisville, Ky.)

1952-53 (5-17, SEC 4-9)

Home: 4-4, Away: 0-12, Neutral: 1-1

Date	Site	Result	Opponent	TR	OR	Rec
D. 10	a	L 61-71	Auburn			0-1
D. 12	h	L 61-66	South Carolina			0-2
D. 19	a1	L 57-60	Alabama			0-3
D. 29	n1	L 60-68	Florida			0-4
D. 30	n1	W 71-54	Georgia			1-4
J. 2	a	L 58-64	Tampa			1-5
J. 3	a	L 60-82	Miami			1-6
J. 6	a	L 57-70	Georgia			1-7
J. 10	a	L 60-72	Vanderbilt			1-8
J. 12	h	W 69-67	Alabama			2-8
J. 14	h	W 79-61	Auburn			3-8
J. 17	a	L 67-89	Tennessee			3-9
J. 24	h	L 66-70	South Carolina (ot)			3-10
J. 26	h	W 85-79	Vanderbilt			4-10
J. 31	a	L 93-111	Furman			4-11
F. 4	h	W 78-73	Georgia			5-11
F. 7	a	L 63-78	Mississippi			5-12
F. 9	a	L 62-66	Mississippi State			5-13
F. 14	h	L 65-76	Florida			5-14
F. 16	h	L 79-82	Tennessee			5-15
F. 21	a	L 52-76	Louisiana State		6/8	5-16
F. 23	a	L 55-70	Tulane			5-17

a1-Birmingham, Ala.; n1-Gator Bowl Tournament (Jacksonville, Fla.)

1953-54 (2-22, SEC 0-14)

Home: 2-7, Away: 0-11, Neutral: 0-4

Date	Site	Result	Opponent	TR	OR	Rec
D. 5	a	L 45-50	South Carolina			0-1
D. 12	a1	L 56-83	Auburn			0-2
D. 28	n1	L 64-66	Georgia			0-3
D. 29	n1	L 80-101	Ga. Teachers College			0-4
D. 30	n1	L 59-63	Florida			0-5
J. 9	a	L 53-105	Kentucky		1/1	0-6
J. 11	h	L 55-63	Vanderbilt			0-7
J. 14	h	L 74-75	Mississippi State			0-8
J. 16	h	L 71-80	Mississippi			0-9
J. 20	a	L 56-80	Auburn			0-10
J. 23	a	L 65-84	Vanderbilt		19/NR	0-11
J. 25	a	L 66-77	Murray State			0-12
J. 30	h	L 61-68	Tennessee			0-13
F. 2	n2	L 48-99	Kentucky		1/1	0-14
F. 6	a	L 61-82	Alabama			0-15
F. 8	h	L 53-59	Auburn			0-16
F. 11	a	L 67-114	Furman			0-17
F. 13	h	L 54-89	Louisiana State		17/12	0-18
F. 15	h	L 57-59	Tulane			0-19
F. 17	a	L 61-69	Georgia			0-20
F. 18	h	W 58-53	South Carolina			1-20
F. 22	a	L 57-69	Tennessee			1-21
F. 27	h	W 80-63	Georgia			2-21
M. 1	a	L 59-67	Florida			2-22

a1-Montgomery, Ala.; n1-Gator Bowl Tournament (Jacksonville, Fla.); n2-Louisville, Ky.

1954-55 (12-13, SEC 7-7)

Home: 6-5, Away: 5-6, Neutral: 1-2

Date	Site	Result	Opponent	TR	OR	Rec
D. 18	h	W 74-57	Sewanee			1-0
D. 20	h	L 67-69	South Carolina			1-1
D. 28	n1	W 72-69	Idaho State (ot)			2-1
D. 30	n1	L 56-70	Canisius			2-2
J. 1	n1	L 62-68	Georgetown			2-3
J. 6	h	L 66-67	Sewanee			2-4
J. 8	a	W 59-58	Kentucky		1/1	3-4
J. 10	h	L 69-71	Vanderbilt			3-5
J. 13	a	L 95-111	Furman			3-6
J. 15	a	L 66-81	Mississippi			3-7
J. 17	a	W 90-71	Mississippi State			4-7
J. 22	a	L 63-83	Vanderbilt			4-8
J. 24	a	L 66-70	Georgia			4-9
J. 26	a	W 73-70	Auburn			5-9
J. 29	a	L 58-79	Tennessee			5-10
J. 31	h	W 65-59	Kentucky		1/1	6-10
F. 5	h	L 72-76	Alabama		13/nr	6-11
F. 7	h	W 75-67	Auburn			7-11
F. 12	a	W 79-72	Louisiana State (ot)			8-11
F. 14	a	L 48-64	Tulane			8-12
F. 17	h	W 75-54	Georgia			9-12
F. 19	a	W 87-84	South Carolina (ot)			10-12
F. 21	h	W 83-77	Tennessee		18/nr	11-12
F. 26	h	L 66-67	Georgia (2ot)			11-13
F. 28	h	W 88-68	Florida			12-13

n1-Queen City Tournament (Buffalo, N.Y.)

1955-56 (12-11, SEC 6-8)

Home: 6-2, Away: 4-7, Neutral: 2-2

Date	Site	Result	Opponent	TR	OR	Rec
D. 9	n1	L 76-88	North Carolina			0-1
D. 10	a	L 66-87	Duke			0-2
D. 17	h	W 75-62	Georgia			1-2
D. 29	n2	W 65-56	Westminister			2-2
D. 31	n2	W 86-82	Canisius			3-2
J. 2	n2	L 67-92	Xavier, Ohio			3-3
J. 7	a	L 51-104	Kentucky		6/6	3-4
J. 9	h	L 59-72	Vanderbilt		4/nr	3-5
J. 14	h	W 87-59	Mississippi State			4-5
J. 16	h	W 79-58	Mississippi			5-5
J. 18	a	W 85-75	Furman			6-5
J. 21	a	L 64-67	Vanderbilt		5/6	6-6
J. 28	h	W 73-72	Tennessee			7-6
J. 30	h	L 62-84	Kentucky		3/4	7-7
F. 4	a	L 60-93	Alabama		12/17	7-8
F. 7	a	L 74-77	Auburn (ot)			7-9
F. 11	h	W 79-77	Tulane			8-9
F. 13	h	W 97-74	Louisiana State			9-9
F. 16	a	W 72-68	Georgia (ot)			10-9

F. 18	a	W	79-74	South Carolina	11-9
F. 20	a	L	74-76	Tennessee	11-10
F. 25	a	W	81-72	Georgia	12-10
F. 27	a	L	48-66	Florida	12-11

n1-Charlotte Coliseum, Charlotte, N.C.; n2-Queen City Tournament (Buffalo, N.Y.)

Georgia Tech begins playing home games at Alexander Memorial Coliseum

1956-57 (18-8, SEC 9-5)

Home: 10-4, Away: 6-3, Neutral: 2-1

Date	Site	Result	Opponent	TR	OR	Rec
N. 30	h	L 61-71	Duke			0-1
D. 4	h	W 67-64	Murray State			1-1
D. 6	h	W 93-74	Furman			2-1
D. 15	h	W 76-69	Texas A&M			3-1
D. 18	h	W 80-58	Georgia			4-1
D. 20	h	L 83-90	South Carolina			4-2
D. 27	n1	L 78-102	Marquette#			4-3
D. 28	n1	W 75-72	Idaho State#		20/nr	5-3
D. 29	n1	W 79-66	Texas Tech#			6-3
J. 3	h	W 95-54	Howard College			7-3
J. 5	a	L 72-95	Kentucky		3/3	7-4
J. 7	h	L 73-81	Vanderbilt		9/11	7-5
J. 12	a	W 80-77	Mississippi State			8-5
J. 14	a	W 82-78	Mississippi			9-5
J. 19	a	L 74-93	Vanderbilt		10/10	9-6
J. 22	a	W 81-74	Auburn			10-6
J. 26	a	W 84-77	Tennessee			11-6
J. 28	h	L 65-76	Kentucky		5/3	11-7
F. 2	h	W 92-67	Alabama			12-7
F. 4	h	W 76-67	Auburn (ot)			13-7
F. 9	a	L 67-73	Tulane			13-8
F. 11	a	W 87-60	Louisiana State			14-8
F. 14	a	W 67-65	Georgia			15-8
F. 19	h	W 87-85	Tennessee			16-8
F. 23	h	W 74-60	Georgia			17-8
F. 25	h	W 64-57	Florida			18-8

n1-All-College Tournament (Oklahoma City, Okla.)

1957-58 (15-11, SEC 7-7)

Home: 12-4, Away: 1-7, Neutral: 2-0

Date	Site	Result	Opponent	TR	OR	Rec
D. 3	h	W 74-52	Davidson			1-0
D. 5	h	W 73-62	Alabama			2-0
D. 7	a	L 64-70	South Carolina			2-1
D. 14	h	L 64-67	Texas Tech (ot)			2-2
D. 16	h	W 61-59	Baylor			3-2
D. 19	h	L 68-69	Georgia (ot)			3-3
D. 20	h	L 59-70	Virginia Tech			3-4
D. 27	n1	W 67-58	Marquette			4-4
D. 28	n1	W 70-66	Detroit			5-4
J. 2	h	W 74-64	Furman			6-4
J. 4	a	L 60-76	Kentucky		10/15	6-5
J. 11	h	W 78-61	Mississippi State		5/11	7-5
J. 13	h	W 76-67	Mississippi			8-5
J. 18	h	W 81-60	Vanderbilt			9-5
J. 20	h	W 72-59	Georgia			10-5
J. 22	h	L 72-80	Auburn			10-6
J. 25	h	W 82-79	Tennessee		16/18	11-6
J. 27	h	W 71-52	Kentucky		9/12	12-6
F. 1	a	L 72-74	Alabama (2 ot)			12-7
F. 3	a	L 78-99	Auburn			12-8
F. 8	h	W 69-53	Tulane		19/nr	13-8
F. 10	h	W 88-61	Louisiana State		19/nr	14-8
F. 18	a	L 65-84	Tennessee		20/nr	14-9
F. 22	a	L 59-62	Georgia			14-10
F. 24	a	W 62-61	Florida (ot)			15-10
M. 1	a	L 59-60	Vanderbilt			15-11

n1-Motor City Classic (Detroit, Mich.)

1958-59 (17-9, SEC 9-5)

Home: 10-4, Away: 7-5, Neutral: 0-0

Date	Site	Result	Opponent	TR	OR	Rec
D. 1	h	L 64-72	Georgia Teachers College			0-1
D. 4	h	W 65-56	Baylor			1-1
D. 6	a	L 57-71	Louisville			1-2
D. 11	h	W 73-66	Georgia			2-2
D. 13	a	W 82-77	Furman			3-2
D. 20	h	W 92-62	South Carolina			4-2
D. 22	h	W 110-78	Wyoming			5-2
D. 27	a	L 79-90	St. Louis		16/nr	5-3
D. 30	a	W 89-76	Alabama			6-3
J. 3	a	L 62-72	Kentucky		1/1	6-4
J. 7	a	W 66-62	Georgia			7-4
J. 10	a	L 67-75	Mississippi State		12/15	7-5
J. 12	a	W 89-70	Mississippi			8-5
J. 17	h	W 80-61	Vanderbilt		nr/19	9-5
J. 21	a	L 55-66	Auburn		5/6	9-6
J. 24	h	L 71-84	Tennessee			9-7
J. 26	h	L 70-94	Kentucky		1/1	9-8
J. 31	h	W 66-53	Alabama			10-8
F. 3	h	L 40-51	Auburn		4/7	10-9
F. 7	a	W 77-67	Tulane			11-9
F. 9	a	W 64-63	Louisiana State			12-9
F. 14	h	W 71-65	Oklahoma City (3ot)		14/19	13-9
F. 17	h	W 59-49	Tennessee			14-9
F. 21	h	W 82-62	Georgia			15-9
F. 23	h	W 76-72	Florida			16-9
F. 28	a	W 71-67	Vanderbilt			17-9

1959-60 (22-6, SEC 11-3)

Home: 13-1, Away: 8-4, Neutral: 1-1

NCAA Sweet 16 • SEC Runner-up

Date	Site	Result	Opponent	TR	OR	Rec
D. 1	a	W 59-49	Duke			1-0
D. 3	h	W 91-63	Furman			2-0
D. 5	h	W 68-56	Louisville			3-0
D. 8	h	W 69-53	Alabama	na/15		4-0
D. 10	a	W 70-64	South Carolina	na/15		5-0
D. 19	h	W 80-53	NC State	na/12	na/16	6-0
D. 21	a	L 71-80	Southern Methodist	na/12		6-1
D. 22	a	W 63-60	Texas Tech	8/8		7-1
D. 31	a	W 83-65	Georgia	10/17		8-1
J. 2	a	W 62-54	Kentucky	10/17	13/14	9-1
J. 9	h	W 82-60	Mississippi State	6/8		10-1
J. 11	h	W 91-66	Mississippi	6/8		11-1
J. 13	h	W 80-64	Georgia	6/6		12-1
J. 16	h	W 74-66	Vanderbilt (ot)	6/6		13-1
J. 19	h	L 59-66	Auburn	6/6		13-2
J. 23	h	W 74-69	Tennessee	6/6		14-2
J. 25	h	W 65-44	Kentucky	6/6	16/15	15-2
J. 30	a	W 60-48	Alabama	6/6		16-2
F. 2	a	L 45-48	Auburn	6/6		16-3
F. 6	h	W 74-55	Tulane	6/6		17-3
F. 8	h	W 76-56	Louisiana State	6/6		18-3
F. 13	h	W 66-53	Georgia Southern	6/8		19-3
F. 16	a	L 56-57	Tennessee	6/8		19-4
F. 20	a	W 69-68	Georgia	6/8		20-4
F. 22	a	W 69-55	Florida (ot)	6/8		21-4
F. 27	a	L 57-62	Vanderbilt	6/8		21-5
M. 11	n1	W 57-54	Ohio University	13/8		22-5
M. 12	n1	L 69-86	Ohio State	13/8	3/3	22-6

n1-NCAA Mideast Regional (Freedom Hall, Louisville, Ky.)

1960-61 (13-13, SEC 6-8)

Home: 9-3, Away: 3-8, Neutral: 1-2

Date	Site	Result	Opponent	TR	OR	Rec
D. 1	h	W 74-56	Georgia			1-0
D. 3	h	W 80-54	Furman			2-0
D. 9	h	W 67-64	Southern Methodist	na/12		3-0
D. 12	a1	L 65-74	Louisville	na/12		3-1
D. 13	n1	L 62-67	Utah State	15/12		3-2
D. 17	a	L 76-82	NC State	15/12	10/nr	3-3
D. 19	h	L 48-61	Duke	15/12	7/12	3-4
D. 29	n2	W 54-51	Georgia			4-4
D. 30	n2	L 60-63	Navy			4-5
J. 3	h	W 85-65	South Carolina			5-5
J. 7	a	L 79-89	Kentucky			5-6
J. 11	a	W 89-80	Georgia (ot)			6-6
J. 14	a	L 67-69	Mississippi			6-7
J. 16	a	L 61-62	Mississippi State (ot)			6-8
J. 21	h	L 56-69	Vanderbilt			6-9
J. 24	a	W 48-43	Auburn (ot)			7-9
J. 28	a	L 60-65	Tennessee			7-10
J. 30	h	W 62-60	Kentucky			8-10
F. 4	h	W 57-49	Alabama			9-10
F. 7	h	L 36-38	Auburn			9-11
F. 11	a	L 50-63	Louisiana State			9-12
F. 13	a	W 81-79	Tulane			10-12
F. 21	h	W 60-59	Tennessee			11-12
F. 25	h	W 83-71	Georgia			12-12
F. 27	h	W 52-50	Florida			13-12
M. 4	a	L 59-79	Vanderbilt		nr/18	13-13

n1 & a1-Bluegrass Invitational (Freedom Hall, Louisville, Ky.); n2-Gator Bowl Tournament (Jacksonville, Fla.)

1961-62 (10-16, SEC 4-10)

Home: 8-7, Away: 2-8, Neutral: 0-1

Date	Site	Result	Opponent	TR	OR	Rec
D. 1	a	L 55-67	Southern Methodist			0-1
D. 2	a	L 80-84	Rice			0-2
D. 6	h	W 72-56	William & Mary			1-2
D. 9	h	L 67-70	Georgia			1-3
D. 20	h	W 57-44	Baylor			2-3
D. 21	h	W 58-57	Missouri			3-3
D. 29	a1	W 72-65	Furman			4-3
D. 30	n1	L 42-72	Arkansas			4-4
J. 2	h	L 62-64	Navy (ot)			4-5
J. 6	a	L 70-89	Kentucky		3/5	4-6
J. 11	h	W 68-62	Georgia			5-6
J. 13	h	L 55-60	Mississippi			5-7
J. 15	h	L 56-57	Mississippi State		7/11	5-8
J. 20	h	W 71-66	Vanderbilt			6-8
J. 23	h	L 40-52	Auburn			6-9
J. 27	a	W 66-65	Tennessee (ot)			7-9
J. 29	h	L 62-71	Kentucky		2/3	7-10
F. 3	a	L 70-76	Alabama			7-11
F. 5	a	L 39-48	Auburn			7-12
F. 10	h	L 51-52	Louisiana State			7-13
F. 12	h	W 77-74	Tulane (ot)			8-13
F. 17	h	W 59-50	Louisville			9-13
F. 20	h	W 67-50	Tennessee			10-13
F. 24	a	L 61-68	Georgia			10-14
F. 26	a	L 75-82	Florida (ot)			10-15
M. 3	a	L 74-88	Vanderbilt			10-16

n1 & a1-Poinsettia Tournament (Greenville, S.C.)

1962-63 (21-5, SEC 10-4)

Home: 13-1, Away: 6-4, Neutral: 2-0

SEC Runner-up

Date	Site	Result	Opponent	TR	OR	Rec
N. 30	h	W 81-63	Rice			1-0
D. 3	a	W 80-79	Furman (ot)			2-0
D. 6	h	W 73-56	Southern Methodist			3-0
D. 17	a	W 58-55	Alabama			4-0
D. 19	h	W 84-71	NC State			5-0
D. 27	n1	W 73-72	Virginia Tech (ot)	nr/18	nr/14	6-0
D. 28	n1	W 63-61	Florida	nr/18		7-0
J. 2	h	W 61-48	Air Force	nr/13		8-0
J. 5	a	W 86-85	Kentucky (2ot)	nr/13	6/7	9-0
J. 9	a	W 72-70	Georgia	7/7		10-0
J. 12	a	W 73-71	Mississippi (ot)	7/7	nr/8	11-0
J. 14	a	L 69-81	Mississippi State	7/6	nr/8	11-1
J. 19	h	W 70-55	Florida State	7/6		12-1
J. 22	h	W 69-64	Auburn	7/6	nr/16	13-1
J. 26	h	W 73-69	Tennessee	7/6		14-1
J. 28	h	W 66-62	Kentucky	6/6		15-1
F. 2	h	W 74-58	Alabama	6/6		16-1
F. 4	h	W 50-49	William & Mary	6/6		17-1
F. 8	a	L 69-77	Tulane (ot)	6/6		17-2
F. 9	a	L 54-56	Louisiana State	6/6		17-3
F. 13	h	W 69-62	Vanderbilt	10/9		18-3
F. 16	h	L 73-78	Louisville	10/9		18-4
F. 19	a	W 72-60	Tennessee	nr/10		19-4
F. 23	h	W 66-58	Georgia (ot)	nr/10		20-4
F. 25	h	W 89-69	Florida	nr/10		21-4
M. 2	a	L 74-75	Vanderbilt	10/12		21-5

n1-Gator Bowl Tournament (Jacksonville, Fla.)

1963-64 (17-9, SEC 9-5)

Home: 14-0, Away: 3-8, Neutral: 0-1

SEC Runner-up

Date	Site	Result	Opponent	TR	OR	Rec
D. 2	h	W 73-65	Georgia			1-0
D. 4	h	W 92-69	Furman			2-0
D. 16	a	L 79-84	Rice (ot)			2-1
D. 17	a	L 75-97	Southern Methodist			2-2
D. 21	h	W 96-71	Georgetown			3-2
D. 27	n1	W 84-83	Marquette			4-2
D. 28	n1	L 84-104	Wisconsin			4-3
D. 31	h	W 88-73	Navy			5-3
J. 4	h	W 76-67	Kentucky		1/1	6-3
J. 8	h	W 87-73	South Carolina			7-3
J. 11	h	W 69-54	Mississippi			8-3
J. 13	h	W 59-45	Mississippi State			9-3
J. 18	a	L 59-68	Louisville			9-4
J. 21	h	W 71-55	Georgia			10-4
J. 25	a	L 62-79	Kentucky		5/4	10-5
J. 27	a	L 63-83	Tennessee			10-6
F. 1	a	W 93-81	Alabama			11-6
F. 3	a	W 62-57	Auburn			12-6
F. 7	h	W 51-49	Louisiana State			13-6
F. 8	h	W 92-68	Tulane			14-6
F. 12	h	W 75-71	Vanderbilt (ot)		7/7	15-6
F. 15	h	W 77-73	Florida State (ot)			16-6
F. 18	h	W 47-45	Tennessee		nr/17	17-6
F. 22	a	L 68-81	Georgia			17-7
F. 24	a	L 73-92	Florida			17-8
F. 29	a	L 89-103	Vanderbilt		nr/13	17-9

n1-Milwaukee Classic, Milwaukee, Wis.

Georgia Tech leaves Southeastern Conference

All-Time Scores

1964-65 (14-11)

Home: 10-3, Away: 4-6, Neutral: 0-2

Date	Site	Result	Opponent	TR	OR	Rec
D. 1	h	L 52-60	Auburn			0-1
D. 3	h	W 83-75	Southern Methodist			1-1
D. 5	h	W 71-56	Rice			2-1
D. 7	h	L 52-66	Tennessee			2-2
D. 9	a	W 83-65	Mississippi State			3-2
D. 19	a	L 66-79	Georgia			3-3
D. 21	h	W 91-73	William & Mary			4-3
D. 29	n1	L 71-77	Louisville			4-4
D. 30	n1	L 90-95	Texas Tech			4-5
J. 2	a	L 68-73	Ohio State			4-6
J. 6	h	W 84-71	Sewanee			5-6
J. 9	a	W 96-85	Furman			6-6
J. 12	h	L 78-97	Wake Forest			6-7
J. 16	a	W 66-63	Louisville			7-7
J. 18	h	W 82-71	VMI			8-7
J. 20	a	L 65-72	Florida State			8-8
J. 23	a	L 48-55	Tennessee	nr/13		8-9
J. 25	h	W 75-73	Mississippi State			9-9
J. 29	h	W 93-83	Arkansas			10-9
F. 3	h	W 93-78	Clemson			11-9
F. 5	h	L 69-82	Phillips Oilers			exh
F. 9	h	W 73-62	Georgia			12-9
F. 13	a	L 68-97	NC State	nr/18		12-10
F. 15	h	W 77-76	Florida State			13-10
F. 20	a	L 66-91	Georgia			13-11
F. 26	a	W 59-54	Auburn			14-11

n1-Sugar Bowl Tournament, New Orleans, La.

1965-66 (13-13)

Home: 10-4, Away: 2-8, Neutral: 1-1

Date	Site	Result	Opponent	TR	OR	Rec
D. 1	h	W 112-87	Texas Christian			1-0
D. 4	a	L 73-83	Southern Methodist			1-1
D. 6	a	W 96-87	Rice			2-1
D. 9	h	L 65-76	Georgia			2-2
D. 18	h	L 74-79	Auburn			2-3
D. 20	h	L 69-93	NC State	nr/19		2-4
D. 22	h	W 92-73	William & Mary			3-4
D. 27	n1	L 48-54	Louisville			3-5
D. 28	n1	W 83-40	Boston University			4-5
J. 4	h	W 89-77	Pittsburgh			5-5
J. 6	h	W 87-72	Clemson			6-5
J. 8	a	L 80-96	Wake Forest			6-6
J. 15	h	W 86-73	VMI			7-6
J. 19	h	W 89-56	Georgia			8-6
J. 22	a	L 48-83	Tennessee	nr/20		8-7
J. 28	h	W 88-75	Arkansas			9-7
J. 31	a	L 66-71	Florida State			9-8
F. 5	a	W 75-61	Notre Dame			10-8
F. 8	h	W 110-68	Furman			11-8
F. 12	a	L 93-102	NC State			11-9
F. 14	h	W 95-88	Florida State			12-9
F. 17	h	W 99-85	Tulane			13-9
F. 19	a	L 73-90	Auburn			13-10
F. 22	a	L 90-106	Clemson			13-11
F. 26	a	L 61-67	Georgia			13-12
F. 28	h	L 47-58	Tennessee			13-13

n1-Hurricane Classic, Miami, Fla.

1966-67 (17-9)

Home: 12-2, Away: 4-6, Neutral: 1-1

Date	Site	Result	Opponent	TR	OR	Rec
D. 1	h	W 87-70	Southern Methodist			1-0
D. 3	h	W 87-61	Rice			2-0
D. 7	a	L 87-89	Georgia			2-1
D. 19	h	W 93-75	Brown			3-1
D. 21	h	W 78-76	Auburn (ot)			4-1
D. 28	n1	W 101-70	Michigan			5-1
D. 29	a1	L 72-91	UCLA		1/1	5-2
D. 30	n1	L 71-83	Illinois			5-3
J. 5	h	L 55-76	Clemson			5-4
J. 7	h	L 91-99	Tulane			5-5
J. 10	a	L 68-69	Furman (ot)			5-6
J. 14	h	W 102-85	NC State			6-6
J. 16	h	W 84-73	Ohio State			7-6
J. 21	h	W 79-53	Georgia			8-6
J. 24	a	W 88-77	Clemson			9-6
J. 28	a	W 75-68	Florida State			10-6
J. 30	h	W 91-57	Mercer			11-6
F. 1	a	L 48-59	Tennessee	nr/13		11-7
F. 4	h	W 102-87	Notre Dame			12-7
F. 6	a	W 81-71	Jacksonville			13-7
F. 11	h	W 82-80	North Carolina	2/2		14-7
F. 15	a	W 87-79	Georgia			15-7
F. 18	a	L 71-74	Tulane			15-8
F. 22	a	L 61-65	NC State			15-9
F. 25	h	W 102-84	Florida State			16-9
F. 27	h	W 90-84	Miami, Fla.			17-9

n1, a1-Bruin Classic (Pauley Pavilion, Los Angeles, Calif.)

1967-68 (12-13)

Home: 9-4, Away: 3-6, Neutral: 0-3

Date	Site	Result	Opponent	TR	OR	Rec
D. 2	a	W 84-70	Rice			1-0
D. 4	a	W 77-74	Southern Methodist			2-0
D. 7	h	W 86-78	Georgia			3-0
D. 16	h	L 52-63	Auburn			3-1
D. 21	h	W 70-67	Texas Christian			4-1
D. 28	n1	L 54-65	Illinois			4-2
D. 30	n1	L 71-96	Loyola-Chicago			4-3
J. 2	h	L 78-79	Yale			4-4
J. 6	h	W 100-81	Tulane			5-4
J. 8	a	L 53-63	Jacksonville			5-5
J. 17	h	W 68-61	Furman			6-5
J. 20	h	L 57-73	Florida State			6-6
J. 22	a	L 55-66	Ohio State			6-7
J. 27	n2	L 54-82	North Carolina	3/3		6-8
J. 30	h	W 90-70	VMI			7-8
F. 1	h	W 99-64	Clemson			8-8
F. 7	a	L 75-79	West Virginia			8-9
F. 10	h	W 97-67	Wofford			9-9
F. 12	h	W 97-77	Jacksonville			10-9
F. 15	a	L 76-89	Georgia			10-10
F. 17	h	W 60-55	Army			11-10
F. 20	h	L 69-71	Tennessee (2ot)	nr/11		11-11
F. 24	a	L 67-72	Florida State			11-12
F. 28	a	W 80-51	Clemson			12-12
M. 2	a	L 77-88	Tulane			12-13

n1-Chicago Classic (Chicago, Ill.); n2-Charlotte (N.C.) Coliseum

1968-69 (12-13)

Home: 8-4, Away: 3-8, Neutral: 1-1

Date	Site	Result	Opponent	TR	OR	Rec
N. 30	a	L 72-76	Clemson			0-1
D. 3	h	W 87-59	Southern Methodist			1-1
D. 5	a	L 74-84	Georgia			1-2
D. 17	a	L 59-72	Tennessee			1-3
D. 20	a1	L 71-75	Texas-El Paso			1-4
D. 21	n1	L 57-59	Oklahoma City			1-5
J. 2	h	W 98-77	Tampa			2-5
J. 6	h	L 62-71	Jacksonville			2-6
J. 8	h	W 72-66	Clemson			3-6
J. 14	h	L 70-101	North Carolina	2/2		3-7
J. 18	a	W 67-59	Mercer			4-7
J. 20	h	L 66-73	Ohio State	13/nr		4-8
J. 23	h	W 75-56	Rice			5-8
J. 25	h	W 85-59	Hawaii			6-8
J. 28	a	W 72-63	Furman			7-8
J. 30	a	L 52-71	Notre Dame	nr/16		7-9
F. 5	n2	W 87-74	VMI			8-9
F. 8	a	L 67-73	Jacksonville			8-10
F. 10	h	W 88-67	Air Force			9-10
F. 13	h	W 73-66	Georgia			10-10
F. 15	h	W 90-79	Tulane			11-10
F. 18	a	W 84-76	Florida State			12-10
F. 22	h	L 80-98	Florida State			12-11
F. 24	a	L 85-87	Auburn			12-12
M. 1	a	L 77-80	Tulane			12-13

n1, a1-Sun Bowl Tournament (El Paso, Texas); n2 - Salem, Va.

1969-70 (17-10)

Home: 10-2, Away: 4-6, Neutral: 3-2

Date	Site	Result	Opponent	TR	OR	Rec
D. 1	h	W 72-49	Virginia			1-0
D. 3	h	W 92-80	Georgia			2-0
D. 6	h	W 68-54	Oklahoma City			3-0
D. 9	a	W 87-57	Rice			4-0
D. 10	a	L 66-77	Southern Methodist			4-1
D. 22	h	W 97-76	Samford			5-1
D. 27	a1	L 90-121	UCLA	2/2		5-2
D. 29	n1	L 65-87	Indiana			5-3
J. 5	h	W 100-71	Southern Illinois			6-3
J. 7	h	W 96-84	Clemson			7-3
J. 10	h	W 78-72	Tulane			8-3
J. 15	h	W 88-61	Furman			9-3
J. 17	h	W 86-74	Auburn			10-3
J. 19	a	L 78-88	Clemson			10-4
J. 24	h	L 83-89	Florida State	18/nr		10-5
J. 26	a	L 71-74	Ohio State			10-6
J. 31	a	W 51-48	Air Force			11-6
F. 4	a	L 69-74	Georgia			11-7
F. 9	a	W 92-62	Pittsburgh			12-7
F. 13	n2	W 89-77	NC State	5/6		13-7
F. 14	n2	W 104-95	North Carolina	10/8		14-7
F. 17	h	W 101-62	Georgia State			15-7
F. 21	a	L 80-97	Florida State	8/11		15-8
F. 23	a	W 86-76	Tulane			16-8
F. 26	h	L 81-86	Jacksonville	6/6		16-9
M. 13	n3	W 78-68	Duquesne			17-9
M. 16	n3	L 55-56	St. John's			17-10

n1, a1-Bruin Classic (Pauley Pavilion, Los Angeles, Calif.); n2-North-South Doubleheader (Charlotte Coliseum, Charlotte, N.C.); n3-National Invitation Tournament (Madison Square Garden, New York, N.Y.)

1970-71 (23-9)

Home: 11-2, Away: 7-4, Neutral: 5-3

NIT Runner-up

Date	Site	Result	Opponent	TR	OR	Rec
D. 2	h	W 91-77	Southern Methodist			1-0
D. 4	a	W 97-88	Georgia			2-0
D. 5	a	W 74-73	Oklahoma City			3-0
D. 19	a1	W 87-76	Auburn			4-0
D. 22	h	W 72-58	UNC Charlotte			5-0
D. 28	n1	W 69-58	Florida			6-0
D. 29	n1	L 68-70	St. Bonaventure	13/nr		6-1
J. 2	h	W 82-72	Rice			7-1
J. 4	h	W 99-52	Maine			8-1
J. 6	h	W 72-55	Clemson			9-1
J. 9	a	W 77-67	Tulane			10-1
J. 12	h	L 71-84	Kansas	8/8		10-2
J. 14	h	W 90-81	Auburn			11-2
J. 16	a	L 84-89	Virginia			11-3
J. 20	a	W 74-64	Clemson			12-3
J. 23	a	W 85-67	Florida State			13-3
J. 30	a	L 69-89	Southern Illinois			13-4
F. 3	h	W 90-77	Georgia			14-4
F. 6	h	W 83-53	Air Force			15-4
F. 8	h	L 76-81	Florida State			15-5
F. 12	n2	L 58-87	North Carolina	11/11		15-6
F. 13	n2	W 73-66	NC State			16-6
F. 19	a	L 61-63	Hawaii			16-7
F. 20	a	L 62-91	Hawaii			16-8
F. 26	h	W 99-72	Tampa			17-8
F. 27	a	W 81-66	Furman			18-8
M. 1	h	W 102-74	Tulane			19-8
M. 6	h	W 78-61	Pittsburgh			20-8
M. 20	n3	W 70-67	LaSalle			21-8
M. 24	n3	W 78-70	Michigan			22-8
M. 25	n3	W 76-71	St. Bonaventure (2ot)			23-8
M. 27	n3	L 64-84	North Carolina	13/13		23-9

a1-Birmingham, Ala.; n1-Gator Bowl Tournament (Jacksonville, Fla.); n2-North-South Doubleheader (Charlotte Coliseum, Charlotte, N.C.); n3-National Invitation Tournament (Madison Square Garden, New York, N.Y.)

1971-72 (6-20)

Home: 6-5, Away: 0-11, Neutral: 0-4

Date	Site	Result	Opponent	TR	OR	Rec
D. 1	h	L 55-63	Ohio State		4/4	0-1
D. 11	h	L 62-76	Auburn			0-2
D. 18	a	L 70-93	SMU			0-3
D. 20	h	W 83-71	William & Mary			1-3
D. 22	h	W 108-91	Furman			2-3
D. 29	n1	L 66-91	Davidson			2-4
D. 30	n1	L 64-91	Rutgers			2-5
J. 5	h	L 57-66	Clemson			2-6
J. 8	h	L 85-90	Alabama			2-7
J. 12	a	L 74-87	Rice			2-8
J. 17	h	W 82-62	Notre Dame			3-8
J. 20	h	W 94-78	Tulane			4-8
J. 22	h	L 69-71	Florida State			4-9
J. 25	a	L 68-99	Alabama			4-10
J. 29	a	L 70-83	Clemson			4-11
F. 2	h	W 82-78	Georgia			5-11
F. 5	a	L 53-75	Air Force			5-12
F. 7	a	L 65-93	Kansas			5-13
F. 11	n2	L 70-87	NC State			5-14
F. 12	n2	L 73-118	North Carolina	3/3		5-15
F. 15	a	L 77-91	Auburn			5-16
F. 19	a	L 50-108	Florida State	14/11		5-17
F. 23	a	L 66-87	North Carolina	5/3		5-18
F. 26	h	W 80-74	Randolph-Macon			6-18
F. 28	a	L 74-78	Tulane			6-19
M. 2	h	W 88-87	Athletes In Action			exh
M. 7	a	L 78-93	Georgia			6-20

n1-Charlotte Invitational (Charlotte Coliseum, Charlotte, N.C.); n2-North-South Doubleheader (Charlotte Coliseum, Charlotte, N.C.)

1972-73 (7-18)

Home: 6-7, Away: 1-8, Neutral: 0-3

Date	Site	Result	Opponent	TR	OR	Rec
N. 25	h	W 90-83	Auburn			1-0
N. 28	a	L 77-86	Clemson			1-1
D. 11	a	L 73-89	Alabama			1-2
D. 16	a	L 69-78	Florida			1-3
D. 18	a	L 60-63	William & Mary			1-4
D. 22	h	L 68-69	Tulane			1-5
D. 29	a1	L 55-90	Maryland		2/4	1-6
D. 30	n1	L 87-102	Bowling Green			1-7
J. 6	h	W 85-82	Hawaii (ot)			2-7

J. 8	h	W	69-65	Rice	3-7
J. 15	h	L	79-85	Ohio State	3-8
J. 22	h	L	83-89	Alabama 11/16	3-9
J. 27	h	W	88-86	Duke	4-9
J. 31	a	L	78-87	Georgia	4-10
F. 3	h	L	57-74	Clemson	4-11
F. 5	h	L	85-87	Florida (ot)	4-12
F. 9	n2	L	72-107	North Carolina 6/6	4-13
F. 10	n2	L	94-118	NC State 2/2	4-14
F. 17	h	L	70-81	Stetson	4-15
F. 19	h	W	81-66	UNC Charlotte	5-15
F. 26	a	L	69-79	Auburn	5-16
F. 28	h	L	82-102	Oklahoma City	5-17
M. 2	a	W	87-83	Tulane	6-17
M. 6	h	W	77-67	Georgia	7-17
M. 10	a	L	73-77	Georgia State	7-18

n1, a1-Maryland Invitational (Cole Field House, College Park, Md.); n2-North-South Doubleheader (Charlotte Coliseum, Charlotte, N.C.)

DWANE MORRISON

South Carolina '54

Record: 91-122 (.427)

1974-1981 (8 seasons)

1973-74 (5-21)

Home: 4-10, Away: 1-7, Neutral: 0-4

Date	Site	Result	Opponent TR	OR	Rec
N. 30	h	L 64-88	Alabama 18/na		0-1
D. 13	h	L 86-88	Auburn		0-2
D. 15	a	L 61-63	Clemson		0-3
D. 18	h	L 77-85	Mississippi State		0-4
D. 27	n1	L 80-108	Baylor		0-5
D. 28	n1	L 95-101	Yale		0-6
J. 2	h	L 68-70	Florida		0-7
J. 4	h	W 73-69	Wisconsin-LaCrosse		1-7
J. 7	a	L 71-89	Ohio State		1-8
J. 10	h	W 70-62	St. Bernard		2-8
J. 12	h	W 82-76	Newberry		3-8
J. 16	h	L 66-75	Georgia		3-9
J. 19	a	L 90-96	Tulane		3-10
J. 23	a	L 74-79	Alabama 9/10		3-11
J. 28	h	L 85-102	Mercer		3-12
J. 31	h	L 86-98	Southern Mississippi		3-13
F. 2	h	W 73-61	Georgia State		4-13
F. 8	n2	L 54-98	NC State 2/2		4-14
F. 9	n2	L 70-108	North Carolina 4/4		4-15
F. 13	h	L 73-82	South Carolina 14/14		4-16
F. 16	a	L 60-70	Duke		4-17
F. 20	h	L 70-71	Tulane		4-18
F. 23	a	L 71-94	Oklahoma City		4-19
F. 27	a	L 70-92	Auburn		4-20
M. 2	h	L 58-71	Clemson		4-21
M. 7	a	W 97-95	Georgia (ot)		5-21

n1-Old Dominion Invitational (The Scope, Norfolk, Va.); n2-North-South Doubleheader (Charlotte Coliseum, Charlotte, N.C.)

1974-75 (11-15)

Home: 8-5, Away: 2-8, Neutral: 1-2

Date	Site	Result	Opponent TR	OR	Rec
N. 29	a	L 67-86	Georgia		0-1
D. 9	a	L 76-91	Alabama 11/na		0-2
D. 13	h	W 80-74	Georgia State		1-2
D. 17	a	L 86-94	Southern Mississippi		1-3
D. 19	a	W 64-61	Mississippi State		2-3
D. 23	a	L 67-75	Ohio State		2-4
D. 27	a1	L 67-105	Maryland 5/7		2-5
D. 28	n1	W 70-61	St. Bonaventure (ot)		3-5
J. 2	a	L 69-90	Florida		3-6
J. 4	a	W 70-68	Mercer		4-6
J. 10	h	W 73-72	Boston University		5-6
J. 15	h	L 75-87	Auburn		5-7
J. 17	h	W 75-74	Wofford		6-7
J. 22	h	L 80-97	Alabama 6/6		6-8
J. 24	h	W 89-84	Presbyterian (ot)		7-8
J. 28	h	L 73-80	Pan American		7-9
J. 31	h	W 91-80	Mercer		8-9
F. 3	h	W 78-75	Samford (ot)		9-9
F. 7	n2	L 66-101	NC State 6/6		9-10
F. 8	n2	L 81-111	North Carolina 12/11		9-11
F. 11	h	W 89-82	College of Charleston		10-11
F. 19	h	L 69-85	Clemson 16/nr		10-12
F. 22	a	L 86-107	Duke		10-13
F. 24	h	W 74-69	Tulane		11-13
M. 1	a	L 47-58	South Carolina		11-14
M. 5	h	L 73-77	Georgia		11-15

n1, a1-Maryland Invitational (Cole Field House, College Park, Md.); n2-North-South Doubleheader (Charlotte Coliseum, Charlotte, N.C.)

Georgia Tech enters Metro Conference

1975-76 (13-14, Metro 0-1)

Home: 9-4, Away: 0-6, Neutral: 4-4

Date	Site	Result	Opponent TR	OR	Rec
N. 28	h	W 59-57	Georgia		1-0
D. 8	a	L 53-68	VMI		1-1
D. 10	a	L 65-93	Maryland 2/3		1-2
D. 16	h	W 85-60	Davidson		2-2
D. 19	a1	L 64-66	Kentucky 20/nr		2-3
D. 20	n1	L 70-85	Arizona State 19/18		2-4
D. 29	a2	W 98-81	Furman		3-4
D. 30	n2	L 87-94	Rutgers 14/16		3-5
J. 3	n3	W 72-68	Davidson		4-5
J. 6	a	L 63-69	Georgia		4-6
J. 9	h	L 71-91	Duke		4-7
J. 13	h	W 79-54	East Tennessee State		5-7
J. 17	a	L 58-59	Tulane		5-8
J. 21	h	L 62-69	Georgia State		5-9
J. 24	h	W 71-61	Newberry		6-9
J. 26	h	L 44-55	Marquette 3/2		6-10
J. 29	h	W 87-61	Presbyterian		7-10
F. 2	h	W 66-56	VMI		8-10
F. 6	n4	L 74-79	North Carolina 4/3		8-11
F. 7	n4	W 78-67	NC State 10/10		9-11
F. 11	a	L 51-72	Auburn		9-12
F. 19	h	W 65-60	Southern Mississippi		10-12
F. 21	h	W 58-56	The Citadel		11-12
F. 23	h	L 55-63	South Carolina		11-13
F. 28	h	W 91-52	College of Charleston		12-13
M. 4	n5	W 74-68	Tulane		13-13
M. 5	n5	L 60-71	Cincinnati 13/18		13-14

n1, a1-Kentucky Invitational (Memorial Coliseum, Lexington, Ky.); n2, a2-Poinsettia Tournament (Greenville, S.C.); n3-Charlotte Coliseum, Charlotte, N.C.; n4-North-South Doubleheader (Charlotte Coliseum, Charlotte, N.C.); n5-Metro Tournament (Freedom Hall, Louisville, Ky.)

1976-77 (18-10, Metro 3-3)

Home: 12-1, Away: 3-5, Neutral: 3-4

Date	Site	Result	Opponent TR	OR	Rec
N. 26	a	W 64-43	Georgia		1-0
D. 10	n1	L 72-88	Idaho State		1-1
D. 11	n1	W 80-79	Columbia		2-1
D. 13	h	W 74-72	St. Francis, Pa.		3-1
D. 15	h	W 59-44	Davidson		4-1
D. 18	h	W 62-54	East Tennessee State		5-1
D. 22	a	L 57-64	Tulane		5-2
J. 3	a	L 45-63	Marquette 12/14		5-3
J. 5	h	W 97-76	College of Charleston		6-3
J. 8	a	L 69-98	Clemson 16/15		6-4
J. 10	h	W 74-54	Georgia State		7-4
J. 14	h	W 71-59	St. Louis		8-4
J. 17	h	W 89-82	Memphis State 18/nr		9-4
J. 22	a	W 63-59	The Citadel		10-4
J. 27	h	L 51-60	Georgia		10-5
J. 29	h	W 89-62	Tulane		11-5
J. 31	h	W 81-37	Wofford		12-5
F. 4	n2	L 74-97	North Carolina 13/12		12-6
F. 5	n2	L 71-81	NC State		12-7
F. 9	h	W 82-63	Presbyterian		13-7
F. 12	a	L 73-84	Cincinnati 12/11		13-8
F. 15	h	W 90-64	The Citadel		14-8
F. 19	a	W 47-45	South Carolina		15-8
F. 21	h	W 63-57	UNC-Wilmington		16-8
F. 25	a	L 80-91	Louisville 10/10		16-9
M. 3	n3	W 72-67	Florida State		17-9
M. 4	n3	W 56-55	Louisville 10/9		18-9
M. 5	n3	L 61-74	Cincinnati 14/20		18-10

n1-Marshall Invitational (Huntington, W.Va.); n2-North-South Doubleheader (Charlotte Coliseum, Charlotte, N.C.); n3-Metro Tournament (Mid-South Coliseum, Memphis, Tenn.)

1977-78 (15-12, Metro 6-6)

Home: 10-3, Away: 2-8, Neutral: 3-1

Date	Site	Result	Opponent TR	OR	Rec
N. 25	h	W 75-58	Georgia		1-0
N. 28	h	W 77-67	UNC-Wilmington		2-0
N. 30	h	W 84-69	Troy State		3-0
D. 3	h	W 82-55	Georgia State		4-0
D. 13	h	W 94-54	DePauw		5-0
D. 16	n1	W 64-57	Oregon		6-0
D. 17	a1	L 63-65	Dayton		6-1
D. 21	a	L 78-79	Davidson		6-2
D. 28	n2	W 73-67	St. John's		7-2
D. 29	a2	L 63-65	Maryland 14/14		7-3
J. 2	h	W 59-56	Cincinnati 11/11		8-3
J. 9	h	W 94-65	Southern Mississippi		9-3
J. 11	a	L 64-68	Georgia		9-4
J. 14	a	L 84-90	Louisville 9/8		9-5
J. 16	a	W 75-70	Tulane		10-5
J. 21	a	W 92-79	St. Louis		11-5
J. 24	h	L 62-65	Memphis State		11-6
J. 28	h	W 57-49	St. Louis		12-6
F. 1	h	L 72-77	Auburn		12-7
F. 9	a	L 67-75	Cincinnati		12-8
F. 11	h	W 63-58	Tulane		13-8
F. 14	h	W 69-59	Louisville		14-8
F. 18	a	L 59-61	Memphis State		14-9
F. 21	a	L 72-78	Florida State 12/10		14-10
F. 25	h	L 82-85	Florida State 12/10		14-11
M. 2	n3	W 39-38	Cincinnati nr/18		15-11
M. 3	n3	L 69-71	Florida State nr/18 11/11		15-12

n1, a1-Dayton Invitational (Dayton Arena, Dayton, Ohio); n2-Maryland Invitational (Cole Field House, College Park, Md.); n3-Metro Tournament (Riverfront Coliseum, Cincinnati, Ohio)

Georgia Tech leaves Metro Conference

1978-79 (17-9)

Home: 13-1, Away: 3-8, Neutral: 1-0

Date	Site	Result	Opponent TR	OR	Rec
N. 24	a	L 73-78	Seton Hall		0-1
N. 27	h	W 111-54	Baptist College		1-1
D. 1	h	W 75-51	Georgia		2-1
D. 12	h	W 70-49	Biscayne		3-1
D. 14	h	W 108-63	Tennessee Tech		4-1
D. 16	a	L 76-86	East Tennessee State		4-2
D. 21	a1	L 57-60	Auburn		4-3
D. 29	n1	W 83-81	Brigham Young		5-3
D. 30	a2	L 56-57	Minnesota		5-4
J. 2	a	L 71-77	DePaul		5-5
J. 6	h	W 90-59	Newberry		6-5
J. 11	a	W 72-50	Western Carolina		7-5
J. 13	h	W 78-54	Troy State		8-5
J. 16	a	W 89-84	Memphis State (2ot)		9-5
J. 20	h	W 69-53	Morris Harvey		10-5
J. 23	a	L 73-79	Florida State		10-6
J. 27	h	L 64-66	East Carolina (ot)		10-7
J. 29	h	W 82-73	Cincinnati		11-7
F. 1	h	W 100-75	Western Carolina		12-7
F. 5	a	L 51-55	Cincinnati		12-8
F. 10	h	W 75-72	Florida State		13-8
F. 13	a	L 55-56	Georgia		13-9
F. 17	a	W 82-68	East Carolina		14-9
F. 19	h	W 61-43	College of Charleston		15-9
F. 22	h	W 79-63	Memphis State		16-9
F. 26	h	W 83-61	Campbell		17-9

a1-Birmingham, Ala.; n1, a2-Pillsbury Holiday Classic (Minneapolis, Minn.)

Georgia Tech enters Atlantic Coast Conference

1979-80 (8-18, ACC 1-13/8th)

Home: 7-7, Away: 0-9, Neutral: 1-2

Date	Site	Result	Opponent TR	OR	Rec
D. 1	a	L 37-55	Virginia 13/13		0-1
D. 12	h	W 68-53	Presbyterian		1-1
D. 15	a	L 59-66	Georgia		1-2
D. 17	h	W 84-64	Wofford		2-2
D. 19	a	L 60-70	Maryland		2-3
D. 21	n1	W 83-59	Alabama		3-3
D. 22	n1	L 62-67	Virginia Tech		3-4
D. 29	h	L 62-73	NC State		3-5
J. 3	h	L 74-83	Maryland		3-6
J. 5	h	L 48-56	Clemson		3-7
J. 7	a	L 42-55	Duke 1/1		3-8
J. 9	h	W 70-60	Western Carolina		4-8
J. 12	h	L 49-64	Troy State		4-9
J. 14	a1	L 53-54	North Carolina 15/15		4-10
J. 19	a2	L 37-40	Boston College		4-11
J. 21	h	L 49-56	Duke 5/5		4-12
J. 26	h	L 59-67	Wake Forest		4-13
J. 31	a	L 52-76	Clemson 16/17		4-14
F. 2	h	W 70-69	Seton Hall		5-14
F. 6	a	L 49-60	NC State		5-15
F. 9	h	W 62-61	Virginia 18/nr		6-15
F. 11	h	L 50-60	North Carolina 11/11		6-16
F. 16	a	L 48-49	Wake Forest		6-17
F. 18	h	W 40-38	Georgia		7-17
F. 21	h	W 67-52	West Virginia Tech		8-17
F. 28	n2	L 49-51	Maryland (ot) 7/7		8-18

n1-Roanoke Times & World-News Holiday Classic (Roanoke (Va.) Civic Center; a1-Greensboro (N.C.) Coliseum; a2-Boston Garden, Boston, Mass.; n2-ACC Tournament (Greensboro [N.C.] Coliseum)

All-Time Scores

1980-81 (4-23, ACC 0-14/8th)

Home: 4-12, Away: 0-8, Neutral: 0-3

Date	Site	Result	Opponent	TR	OR	Rec
N. 28	h	L 77-88	Western Carolina			0-1
D. 1	h	W 87-59	Flagler			1-1
D. 2	h	W 45-42	University of the South			2-1
D. 6	h	L 38-55	Georgia			2-2
D. 17	h	W 64-61	Presbyterian			3-2
D. 20	h	L 44-49	Wofford			3-3
D. 23	h	L 55-66	Maryland	9/9		3-4
D. 26	n1	L 45-53	Purdue			3-5
D. 27	n1	L 41-64	Jacksonville			3-6
D. 30	a	L 51-65	Georgia			3-7
J. 3	a	L 61-87	Wake Forest	8/8		3-8
J. 7	h1	L 54-65	Clemson	20/20		3-9
J. 10	a	L 68-93	NC State			3-10
J. 12	h	W 77-70	Newberry			4-10
J. 17	h	L 48-85	Virginia	2/2		4-11
J. 21	a	L 48-72	Clemson	19/nr		4-12
J. 24	a	L 60-100	North Carolina	17/18		4-13
J. 28	h	L 55-70	NC State			4-14
J. 31	a	L 64-72	Maryland	14/13		4-15
F. 4	h	L 68-82	Duke			4-16
F. 7	h	L 56-86	Wake Forest	8/8		4-17
F. 11	h	L 50-54	Troy State			4-18
F. 14	h	L 51-74	Baptist			4-19
F. 16	a	L 42-83	Virginia	1/1		4-20
F. 21	a	L 56-83	Duke			4-21
F. 25	h	L 51-76	North Carolina	11/10		4-22
M. 5	n2	L 47-76	Virginia	4/4		4-23

h1-The Omni, Atlanta, Ga.; n1-Gator Bowl Tournament (Jacksonville, Fla.); n2-ACC Tournament (Capital Centre, Landover, Md.)

BOBBY CREMINS

South Carolina '70

Record: 354-237 (.599)

1982-2000 (19 seasons)

1981-82 (10-16, ACC 3-11/8th)

Home: 8-5, Away: 2-7, Neutral: 0-4

Date	Site	Result	Opponent	TR	OR	Rec
N. 30	h	W 82-66	Presbyterian			1-0
D. 2	h	W 92-56	University of the South			2-0
D. 4	a	L 61-62	Georgia			2-1
D. 16	h	W 89-60	West Chester State			3-1
D. 18	n2	L 44-73	Texas-El Paso			3-2
D. 19	n2	L 57-59	Oklahoma State			3-3
D. 23	a	W 45-43	Maryland			4-3
D. 28	n1	L 42-53	Georgia			4-4
J. 2	h	L 56-74	Wake Forest	nr/20		4-5
J. 6	h	L 57-62	Clemson			4-6
J. 9	h	L 49-55	NC State	15/15		4-7
J. 13	h	W 79-71	Flagler			5-7
J. 16	a	L 60-79	Virginia	3/2		5-8
J. 20	a	L 49-55	Clemson			5-9
J. 23	h1	L 54-66	North Carolina	1/1		5-10
J. 26	a	L 40-49	NC State	17/17		5-11
J. 30	h	W 64-63	Maryland			6-11
F. 3	a	L 46-47	Duke			6-12
F. 6	a1	L 38-53	Wake Forest	13/16		6-13
F. 10	h	W 79-54	Francis Marion			7-13
F. 13	a	W 55-40	Georgia Southern			8-13
F. 15	h	L 52-56	Virginia	1/1		8-14
F. 20	h	W 87-78	Duke			9-14
F. 24	a	L 54-77	North Carolina	2/2		9-15
F. 27	h	W 74-73	Georgia State			10-15
M. 4	n3	L 39-55	North Carolina	1/1		10-16

h1, n1-The Omni, Atlanta, Ga.; n2-Sun Bowl Tournament (El Paso, Texas); a1-Greensboro (N.C.) Coliseum; n3-ACC Tournament (Greensboro (N.C.) Coliseum)

1982-83 (13-15, ACC 4-10/6th)

Home: 12-3, Away: 0-9, Neutral: 1-3

Date	Site	Result	Opponent	TR	OR	Rec
N. 29	h	W 116-72	Wofford			1-0
D. 2	h	W 76-54	St. Francis, N.Y.			2-0
D. 4	n1	L 67-82	Georgia			2-1
D. 13	h	W 85-41	University of the South			3-1
D. 15	h	W 90-85	Alabama A&M			4-1
D. 18	a	L 73-101	Oklahoma			4-2
J. 4	n2	L 57-81	Iona			4-3
J. 8	a1	L 53-60	Wake Forest			4-4
J. 11	h	W 71-66	Clemson			5-4
J. 13	h	W 106-78	South Carolina State			6-4
J. 15	a	L 61-81	NC State	19/19		6-5
J. 17	h1	L 52-66	Virginia	2/2		6-6
J. 19	h	W 64-60	Georgia State			7-6
J. 24	a	L 56-58	Clemson			7-7
J. 26	h	W 88-76	Francis Marion			8-7
J. 29	a1	L 65-72	North Carolina	3/3		8-8
F. 2	h	L 64-74	NC State			8-9
F. 5	a	L 68-77	Maryland			8-10
F. 9	h	W 67-66	Duke			9-10
F. 12	h	W 70-69	Wake Forest			10-10
F. 14	a	L 69-92	Virginia	3/2		10-11
F. 16	a	L 53-61	South Carolina			10-12
F. 21	h	W 83-72	Appalachian State			11-12
F. 23	h	W 70-60	Maryland			12-12
F. 26	a	L 81-106	Duke			12-13
M. 2	h1	L 73-85	North Carolina	8/10		12-14
M. 11	n3	W 64-58	Maryland			13-14
M. 12	n3	L 67-96	Virginia	2/2		13-15

h1, n1-The Omni, Atlanta, Ga.; n2-Brendan Byrne Arena, East Rutherford, N.J.; n3-ACC Tournament (The Omni, Atlanta, Ga.); a1-Greensboro (N.C.) Coliseum

1983-84 (18-11, ACC 6-8/T-5th)

Home: 13-2, Away: 1-7, Neutral: 4-2

National Invitation Tournament

Date	Site	Result	Opponent	TR	OR	Rec
N. 21	h	W 91-88	Marathon Oil			exh
N. 28	h	W 95-75	Alabama A&M			1-0
D. 2	n1	L 62-64	Georgia	13/na		1-1
D. 12	h	W 95-52	Flagler			2-1
D. 16	n2	W 67-56	Pepperdine			3-1
D. 17	n2	W 73-71	Central Michigan			4-1
D. 28	n3	W 66-49	Nebraska			5-1
D. 29	n3	W 57-54	Alabama			6-1
J. 4	h	W 78-61	Appalachian State			7-1
J. 7	h	W 68-66	Wake Forest	8/9		8-1
J. 9	h	W 90-65	South Carolina State			9-1
J. 11	a	L 69-79	Clemson			9-2
J. 15	h	W 56-47	NC State			10-2
J. 16	h	W 75-57	Augusta			11-2
J. 19	h	W 78-44	Wofford			12-2
J. 23	h	W 72-71	Virginia (3ot)			13-2
J. 26	h	W 59-52	Clemson			14-2
J. 28	a	L 61-73	North Carolina	1/1		14-3
J. 30	h	L 68-69	Duke			14-4
F. 2	a	L 74-78	Wake Forest (ot)	18/nr	15/15	14-5
F. 4	h	W 71-70	Maryland (2ot)	18/nr	10/9	15-5
F. 7	a	L 59-91	Virginia	18/nr		15-6
F. 12	a	L 67-68	NC State	18/nr		15-7
F. 16	h	W 68-50	South Carolina			16-7
F. 20	h	W 70-61	Maryland-Eastern Shore			17-7
F. 23	a	L 74-79	Maryland			17-8
F. 25	a	W 58-56	Duke	14/19		18-8
F. 29	h1	L 56-69	North Carolina	1/1		18-9
M. 9	n4	L 63-67	Duke	16/nr		18-10
M. 10	a1	L 74-77	Virginia Tech			18-11

n1, h1-The Omni, Atlanta, Ga.; n2-Casaba Club Classic (A.G. Spanos Center, Stockton, Calif.); n3-Cotton States Classic (The Omni, Atlanta, Ga.); n4-ACC Tournament (Greensboro [N.C.] Coliseum); a1-National Invitation Tournament (Cassell Coliseum, Blacksburg, Va.)

1984-85 (27-8, ACC 9-5/T-1st)

Home: 13-2, Away: 5-4, Neutral: 9-2

ACC Champions • NCAA East Finalist

Date	Site	Result	Opponent	TR	OR	Rec
N. 17	h	W 104-89	Marathon Oil (ot)			exh
N. 24	h	W 79-66	Baptist	18/nr		1-0
N. 27	h	W 74-58	Tennessee-Chattanooga	18/nr		2-0
N. 30	h	W 96-78	Tennessee Tech	18/nr		3-0
D. 11	n1	L 59-60	Georgia	12/14		3-1
D. 15	a	W 66-64	NC State	12/14	9/8	4-1
D. 18	h	W 81-43	North Carolina A&T	13/13		5-1
D. 21	h	W 84-53	Augusta	13/13		6-1
D. 26	n2	W 72-52	Arkansas	10/13		7-1
D. 27	n2	W 65-58	Washington	10/13	11/12	8-1
D. 28	n2	W 70-69	Maryland	10/13	nr/20	9-1
J. 3	h	W 93-40	Maryland-Eastern Shore	8/7		10-1
J. 5	a	L 54-68	Wake Forest	8/7		10-2
J. 8	h	L 81-90	Clemson	9/10		10-3
J. 14	a	W 86-68	UNC Charlotte	9/10		11-3
J. 17	h	W 96-66	Monmouth, N.J.	17/15		12-3
J. 21	h	W 49-46	Virginia	17/15		13-3
J. 23	a	W 64-59	Clemson	16/17		14-3
J. 27	a	W 66-62	North Carolina	16/17	8/9	15-3
J. 30	h	L 53-61	NC State	8/9		15-4
F. 2	a	W 72-60	Maryland	8/9	17/17	16-4
F. 6	h	W 81-71	Duke	10/7	5/5	17-4
F. 10	h	W 94-75	Wake Forest	10/7		18-4
F. 16	a	L 55-62	Virginia	6/5		18-5
F. 19	h	W 48-43	Maryland	8/9	nr/19	19-5
F. 23	a	L 62-67	Duke	8/9	6/5	19-6
F. 27	h1	W 67-62	North Carolina	10/13	8/11	20-6
M. 2	h	W 64-54	St. Louis	10/13		21-6
M. 3	a	L 80-87	Oklahoma	10/13	6/6	21-7
M. 8	n3	W 55-48	Virginia	9/11		22-7
M. 9	n3	W 75-64	Duke	9/11	7/9	23-7
M. 10	n3	W 57-54	North Carolina	9/11	6/7	24-7
M. 15	n4	W 65-58	Mercer	6/6		25-7
M. 17	n4	W 70-53	Syracuse	6/6	15/15	26-7
M. 21	n5	W 61-53	Illinois	6/6	12/10	27-7
M. 23	n5	L 54-60	Georgetown	6/6	1/1	27-8

h1, n1-The Omni, Atlanta, Ga.; n2-Rainbow Classic (Blaisdell Center, Honolulu Hi.); n3-ACC Tournament (The Omni); n4-NCAA East First & Second Rounds (The Omni); n5-NCAA East Regional (Providence, R.I., Civic Center)

1985-86 (27-7, ACC 11-3/2nd)

Home: 10-2, Away: 7-2, Neutral: 10-3

ACC Tournament Finalist

NCAA Southeast Regional Semifinalist

Date	Site	Result	Opponent	TR	OR	Rec
N. 11	h	W 81-75	Australian National			exh
N. 25	h	W 119-60	USC-Aiken	2/na		1-0
N. 30	n2	L 44-49	Michigan	2/na	3/na	1-1
D. 2	a	W 62-55	St. Louis	2/na		2-1
D. 4	a	W 94-74	Tenn.-Chattanooga	5/4		3-1
D. 7	n1	W 89-65	Georgia	5/4		4-1
D. 17	h	W 96-86	Old Dominion	7/7		5-1
D. 20	n3	W 83-58	Texas A&M	7/7		6-1
D. 21	n3	W 72-53	Jacksonville	7/7		7-1
D. 27	n4	W 90-55	Texas	7/6		8-1
D. 28	n4	W 82-64	Navy	7/6		9-1
D. 30	h	W 90-64	Richmond	7/6		10-1
J. 4	a	W 64-61	Virginia	6/6		11-1
J. 8	h	W 72-58	Wake Forest	5/5		12-1
J. 9	n5	W 85-46	Rutgers	5/5		13-1
J. 11	h	W 68-67	Maryland	5/5		14-1
J. 18	a	W 83-71	Clemson	5/5		15-1
J. 21	h	W 87-80	Duke	4/3	2/2	16-1
J. 25	a	L 77-85	North Carolina	4/3	1/1	16-2
J. 29	a	W 67-54	NC State	3/3		17-2
F. 4	h1	L 77-78	North Carolina (ot)	2/2	1/1	17-3
F. 6	h	W 87-76	UNC Charlotte	2/2		18-3
F. 9	a	L 59-75	Duke	2/2T	4/2T	18-4
F. 15	h	W 62-55	Virginia	5/5		19-4
F. 19	a	W 59-49	Wake Forest	5/5		20-4
F. 22	a	W 77-70	Maryland	5/5		21-4
F. 27	h1	W 69-57	NC State	4/3	18/18	22-4
M. 1	h1	L 57-59	Illinois	4/3		22-5
M. 2	h	W 74-63	Clemson	4/3		23-5
M. 7	n6	W 79-61	Clemson	6/6		24-5
M. 8	n6	W 64-62	Maryland	6/6		25-5
M. 9	n6	L 67-68	Duke	6/6	1/1	25-6
M. 13	n7	W 68-53	Marist	6/6		26-6
M. 15	n7	W 66-61	Villanova	6/6		27-6
M. 20	n8	L 64-70	Louisiana State	6/6		27-7

h1, n1-The Omni; n2-Hall of Fame Tip-Off Classic (Springfield, Mass., Civic Center); n3-Gator Bowl Tournament (Jacksonville, Fla.); n4-Cotton States Classic (The Omni); n5-Madison Square Garden, New York, N.Y.; n6-ACC Tournament (Greensboro, N.C., Coliseum); n7-NCAA Southeast First & Second Rounds (Assembly Center, Baton Rouge, La.); n8-NCAA Southeast Regional (The Omni)

1986-87 (16-13, ACC 7-7/5th)

Home: 7-2, Away: 4-8, Neutral: 5-3

NCAA Tournament

Date	Site	Result	Opponent	TR	OR	Rec
N. 12	h	L 78-96	Soviet National			exh
N. 28	n2	W 67-65	Stanford			1-0
N. 29	a1	L 62-67	Richmond (ot)			1-1
D. 1	h	W 84-57	Pennsylvania			2-1
D. 3	n1	W 72-66	Georgia	15/nr		3-1
D. 14	a	L 49-52	Louisiana State	16/nr		3-2
D. 20	n3	W 65-62	Boston College (ot)	16/nr		4-2
D. 21	n3	W 63-54	Southern Methodist	16/nr		5-2
D. 27	n4	W 79-61	Rutgers	18/nr		6-2
D. 29	n4	L 53-62	St. John's	18/nr	15/16	6-3
J. 3	a	W 65-59	Wake Forest (ot)	18/nr		7-3
J. 10	a	L 62-63	NC State	18/20		7-4
J. 12	a	W 81-64	Old Dominion			8-4
J. 14	h	W 83-67	North Carolina A&T			9-4
J. 20	h	L 66-67	Clemson	10/12		9-5
J. 22	h1	L 58-61	Virginia			9-6
J. 24	a	L 55-92	North Carolina	2/1		9-7
J. 29	h	W 75-66	Duke	13/11		10-7
F. 1	h	W 76-72	Maryland			11-7
F. 3	h	W 98-74	Georgia State			12-7
F. 7	h	W 83-69	Wake Forest			13-7
F. 10	a	W 78-74	Maryland			14-7
F. 14	h	W 87-76	NC State			15-7
F. 18	a	L 58-60	Virginia			15-8
F. 21	a	W 79-72	Duke	17/18		16-8
F. 22	a	L 67-84	DePaul	4/5		16-9

F. 25	a	L	77-88	Clemson	13/12 16-10
M. 1	h1	L	76-92	North Carolina	2/3 16-11
M. 6	n5	L	54-55	Virginia	16-12
M. 13	n6	L	79-85	Louisiana State	16-13

h1, n1-The Omni; n2, a1-Central Fidelity Classic (Robins Center, Richmond, Va.); n3-Suntory Ball (Aoyama College, Tokyo, Japan); n4-ECAC Holiday Festival (Madison Square Garden, New York, N.Y.); n5-ACC Tournament (Capital Centre, Landover, Md.); n6-NCAA Midwest First Round (Rosemont Horizon, Chicago, Ill.)

1987-88 (22-10, ACC 8-6/4th)

Home: 13-3, Away: 5-5, Neutral: 4-2

NCAA Tournament

Date	Site	Result	Opponent	TR	OR	Rec
N. 5	h	L 78-87	Soviet National			exh
N. 20	h1	W 114-71	Alcorn State			1-0
N. 24	a1	L 69-80	Florida			1-1
D. 1	h	W 79-71	Jackson State			2-1
D. 5	n1	W 78-77	Georgia			3-1
D. 12	h	W 108-74	Augusta			4-1
D. 16	h2	W 87-70	Louisiana State			5-1
D. 19	a	W 79-55	Pennsylvania			6-1
D. 22	h	L 67-73	Richmond	nr/20		6-2
D. 29	n2	W 90-59	William & Mary			7-2
D. 30	n2	W 83-72	Auburn			8-2
J. 2	h	W 86-57	George Washington			9-2
J. 6	a	W 62-61	Louisville			10-2
J. 10	h	W 78-66	Wake Forest			11-2
J. 12	h	W 111-82	Georgia State			12-2
J. 16	h	L 74-76	NC State			12-3
J. 19	h	W 84-72	North Carolina A&T			13-3
J. 23	a	L 55-58	Virginia			13-4
J. 26	h	W 85-76	Clemson			14-4
J. 30	a	L 71-73	North Carolina	3/3		14-5
F. 3	a	L 65-78	Duke	4/5		14-6
F. 6	h	W 71-70	DePaul			15-6
F. 8	a	W 96-83	Maryland			16-6
F. 13	a	W 78-75	Wake Forest			17-6
F. 17	h	W 104-82	Maryland			18-6
F. 20	a	W 87-84	NC State	14/14		19-6
F. 25	h	W 76-71	Virginia	20/16		20-6
F. 28	h	W 91-87	Duke	20/16	5/5	21-6
M. 2	h2	L 80-97	North Carolina	13/15	6/6	21-7
M. 5	a	L 94-97	Clemson (2ot)	13/15		21-8
M. 11	n3	L 67-84	Maryland	18/18		21-9
M. 18	n4	W 90-78	Iowa State			22-9
M. 20	n4	L 55-59	Richmond			22-10

h1-Preseason NIT (Alexander Memorial Coliseum); h2, n1-The Omni; a1-Preseason NIT (O'Connell Center, Gainesville, Fla.); n2-Cotton States Classic (The Omni); n3-ACC Tournament (Greensboro, N.C., Coliseum); n4-NCAA East First & Second Rounds (Hartford [Conn.] Civic Center)

1988-89 (20-12, ACC 8-6/5th)

Home: 13-2, Away: 4-6, Neutral: 3-4

NCAA Tournament

Date	Site	Result	Opponent	TR	OR	Rec
N. 13	h	W 77-74	Yugoslavian National			exh
N. 25	h	W 97-63	UNC-Asheville	14/na		1-0
N. 28	h	W 95-65	Coastal Carolina	14/na		2-0
D. 3	a	W 94-64	George Washington	12/12		3-0
D. 10	h	W 101-66	Baptist	12/12		4-0
D. 17	n1	L 69-80	Georgia	11/11		4-1
D. 20	a	W 62-50	Richmond	16/16		5-1
D. 28	n2	W 87-78	Houston	17/17		6-1
D. 29	n2	L 75-80	Illinois	17/17	4/4	6-2
D. 30	n2	W 72-69	Purdue	17/17		7-2
J. 4	h	W 92-69	East Carolina	19/16		8-2
J. 7	a	W 84-75	Wake Forest	19/16		9-2
J. 10	h	W 121-86	Georgia State	19/16		10-2
J. 14	a	L 68-82	NC State	19/16	15/17	10-3
J. 15	h	L 65-67	Louisville	19/16	9/9	10-4
J. 18	h	W 88-63	Alcorn State	nr/20		11-4
J. 22	a	L 92-102	Illinois (2ot)	nr/20		11-5
J. 25	h	W 75-74	Clemson	nr/19		12-5
J. 28	a	L 85-92	North Carolina	nr/19	7/6	12-6
F. 2	h	W 81-76	Duke	12/10		13-6
F. 4	h	W 87-74	Maryland			14-6
F. 6	a	L 71-78	Virginia			14-7
F. 8	n3	W 78-69	Iona	20/20		15-7
F. 11	h	W 75-70	Wake Forest			16-7
F. 14	a	W 67-66	Maryland			17-7
F. 18	h	L 69-71	NC State	19/18		17-8
F. 20	a	L 66-91	Duke	11/12		17-9
F. 22	h	W 73-65	Virginia			18-9
F. 25	h	W 90-80	Notre Dame			19-9
M. 1	h	W 76-74	North Carolina	5/5		20-9
M. 4	a	L 79-81	Clemson (ot)			20-10
M. 10	n4	L 62-77	North Carolina	9/8		20-11
M. 17	n5	L 70-76	Texas			20-12

n1-The Omni; n2-Rainbow Classic (Blaisdell Center, Honolulu, Hawaii); n3-Madison Square Garden, New York, N.Y.; n4-ACC Tournament (The Omni); n5-NCAA Midwest First Round (Reunion Arena, Dallas, Texas)

1989-90 (28-7, ACC 8-6/T-3rd)

Home: 11-2, Away: 5-4, Neutral: 12-1

ACC Champions • NCAA Final Four

Date	Site	Result	Opponent	TR	OR	Rec
N. 15	h	W 103-88	Soviet National			exh
N. 24	h	W 108-83	Georgia State	21/19		1-0
N. 28	h	W 87-74	Richmond	21/19		2-0
D. 4	n1	W 93-92	Pittsburgh	21/19	18/nr	3-0
D. 11	h	W 101-87	North Carolina A&T	18/18		4-0
D. 16	n2	W 92-89	Georgia	15/16		5-0
D. 19	h	W 109-82	Coastal Carolina	14/13		6-0
D. 27	n3	W 98-76	Morehead State	14/13		7-0
D. 28	n3	W 111-92	Pittsburgh	14/13		8-0
J. 2	h	W 86-77	Marist	12/12		9-0
J. 6	a	W 91-79	Wake Forest	12/12		10-0
J. 11	h	L 91-96	Duke	9/9	10/11	10-1
J. 13	h	W 92-85	NC State	9/9	17/nr	11-1
J. 16	h	W 59-57	Temple	11/11		12-1
J. 21	a	L 79-81	Virginia (ot)	11/11		12-2
J. 25	a	L 90-91	Clemson	13/11		12-3
J. 28	a	L 86-88	Duke	13/11	8/7	12-4
F. 1	h	W 102-75	North Carolina	17/15	25/18	13-4
F. 3	a	W 90-84	Maryland	17/15		14-4
F. 7	h	W 79-70	Wake Forest	16/15		15-4
F. 10	a	W 94-84	Louisville	16/15	15/14	16-4
F. 13	h	W 80-78	Maryland	13/11		17-4
F. 15	n4	W 83-78	Fordham	13/11		18-4
F. 17	a	W 95-92	NC State (2ot)	13/11		19-4
F. 22	h	L 71-73	Virginia	8/6		19-5
F. 24	a	W 88-80	Notre Dame (ot)	8/6		20-5
F. 28	a	L 79-81	North Carolina	11/11		20-6
M. 3	h	W 85-69	Clemson	11/11	20	21-6
M. 9	n5	W 76-67	NC State	14/13		22-6
M. 10	n5	W 83-72	Duke	14/13	12	23-6
M. 11	n5	W 70-61	Virginia	14/13		24-6
M. 15	n6	W 99-83	East Tennessee State	9/7		25-6
M. 17	n6	W 94-91	Louisiana State	9/7	19/nr	26-6
M. 23	n7	W 81-80	Michigan State (ot)	9/7	4/4	27-6
M. 25	n7	W 93-91	Minnesota	9/7	20/nr	28-6
M. 31	n8	L 81-90	Nevada-Las Vegas	9/7	2/2	28-7

n1-ACC-Big East Challenge (Hartford [Conn.] Civic Center); n2-The Omni; n3-Kuppenheimer Classic (The Omni); n4-Madison Square Garden, New York, N.Y.; n5-ACC Tournament (Charlotte [N.C.] Coliseum); n6-NCAA Southeast First & Second Rounds (Thompson-Boling Arena, Knoxville, Tenn.); n7-NCAA Southeast Regional (Louisiana Superdome, New Orleans, La.); n8-NCAA National Semifinal (McNichols Arena, Denver, Colo.)

1990-91 (17-13, ACC 6-8/T-5th)

Home: 9-3, Away: 2-7, Neutral: 6-3

NCAA Tournament

Date	Site	Result	Opponent	TR	OR	Rec
N. 15	h	W 99-92	Soviet National (ot)			exh
N. 24	h	W 100-63	Augusta	14/14		1-0
N. 27	h	W 87-65	Morgan State	14/14		2-0
D. 1	a	L 71-73	Richmond	14/14		2-1
D. 5	n1	L 72-73	St. John's (ot)	20/20	17/18	2-2
D. 8	h	W 92-72	Fordham	20/20		3-2
D. 15	a	L 67-69	Temple	23/21		3-3
D. 19	n2	W 112-105	Georgia (3ot)	17/13		4-3
D. 22	n3	W 135-94	Loyola Marymount			5-3
D. 27	n4	W 95-83	Tulane			6-3
D. 28	n4	W 99-87	Villanova			7-3
J. 2	h	W 84-77	Howard	24/nr		8-3
J. 6	h	W 101-91	Wake Forest	24/nr		9-3
J. 9	a	L 57-98	Duke	24/21	14/11	9-4
J. 13	a	L 83-90	NC State	24/21		9-5
J. 19	h	W 78-51	Virginia	14/15		10-5
J. 24	h	W 89-68	Clemson	nr/25		11-5
J. 27	a	W 88-86	North Carolina	nr/25	7/8	12-5
J. 30	h	L 75-77	Duke	23/22	7/7	12-6
F. 1	h	W 80-65	Maryland	23/22		13-6
F. 3	h	L 73-79	NC State	23/22		13-7
F. 9	a	L 74-86	Wake Forest			13-8
F. 13	a	L 93-96	Maryland			13-9
F. 17	n5	W 62-56	Arizona	6/6		14-9
F. 19	a	W 73-60	Virginia	20/19		15-9
F. 24	h	W 82-69	Louisville			16-9
F. 28	h	L 74-91	North Carolina	nr/21	4/4	16-10
M. 2	a	L 62-69	Clemson	nr/21		16-11
M. 8	n6	L 68-82	NC State			16-12
M. 15	n7	W 87-70	DePaul	24/nr		17-12
M. 17	n7	L 61-65	Ohio State	5/5		17-13

n1-ACC-Big East Challenge (Capital Centre, Landover, Md.); n2-The Omni; n3-Kuppenheimer Classic (The Omni); n4-Sugar Bowl Tournament (Louisiana Superdome, New Orleans, La.); n5-Brendan Byrne Arena, East Rutherford, N.J.; n6-ACC Tournament (Charlotte, N.C., Coliseum); n6-NCAA Midwest First & Second Rounds (University of Dayton Arena, Dayton, Ohio)

1991-92 (23-12, ACC 8-8/T-4th)

Home: 13-3, Away: 4-5, Neutral: 6-4

NCAA Midwest Semifinalist

Date	Site	Result	Opponent	TR	OR	Rec
N. 14	h	W 76-74	Athletes in Action	23/24		exh
N. 20	h1	W 93-69	James Madison	23/24		1-0
N. 22	h1	W 84-67	Colorado State	23/24		2-0
N. 27	n1	W 120-107	Texas	18/18	24/nr	3-0
N. 29	n1	L 71-78	Oklahoma State	18/18	11/8	3-1
D. 3	n2	W 80-59	Villanova	17/16		4-1
D. 7	h	W 97-84	Tennessee-Chattanooga	17/16		5-1
D. 14	h	W 90-72	Georgia State	13/13		6-1
D. 18	n3	L 65-66	Georgia	13/13		6-2
D. 21	n4	W 81-80	Kentucky	13/13	8/9	7-2
D. 28	h	W 97-67	Mercer	13/13		8-2
D. 30	h	W 98-60	St. Bonaventure	15/11		9-2
J. 2	h	W 82-75	Richmond	15/11		10-2
J. 5	h	W 92-67	Maryland	15/11		11-2
J. 8	a	W 80-63	NC State	14/15		12-2
J. 11	a	L 84-97	Duke	14/15	1/1	12-3
J. 14	h	W 75-71	Virginia	16/14		13-3
J. 18	a	L 72-86	Wake Forest	16/14	nr/24	13-4
J. 23	h	L 79-83	Florida State	18/17		13-5
J. 25	a	W 73-65	Louisville	18/17	20/21	14-5
J. 28	h	W 77-70	College of Charleston	20/18		15-5
F. 2	h	L 76-86	North Carolina	20/18	11/11	15-6
F. 5	a	L 78-95	Clemson (ot)	20/18		15-7
F. 9	a	W 67-65	Maryland	20/18		16-7
F. 12	h	L 62-71	Duke	nr/24	1/1	16-8
F. 15	a	L 67-80	Florida State	23/21		16-9
F. 22	a	W 52-49	Virginia			17-9
F. 27	h	W 80-61	Wake Forest			18-9
F. 29	h	W 98-88	NC State (ot)			19-9
M. 4	a	L 75-79	North Carolina	16/16		19-10
M. 8	h	W 101-82	Clemson			20-10
M. 13	n5	W 68-56	Virginia			21-10
M. 14	n5	L 76-89	Duke	1/1		21-11
M. 19	n6	W 65-60	Houston			22-11
M. 21	n6	W 79-78	Southern California	6/6		23-11
M. 27	n7	L 79-83	Memphis State (ot)			23-12

h1-Pre-Season NIT (Alexander Memorial Coliseum); n1-Pre-Season NIT (Madison Square Garden, New York, N.Y.); n2-ACC-Big East Challenge (The Omni); n3-The Omni; n4-Kuppenheimer Classic (The Omni, Atlanta, Ga.); n5-ACC Tournament (Charlotte [N.C.] Coliseum); n6-NCAA Midwest First & Second Rounds (Bradley Center, Milwaukee, Wis.); n7-NCAA Midwest Regional (Kemper Arena, Kansas City, Mo.)

1992-93 (19-11, ACC 8-8/6th)

Home: 8-5, Away: 6-5, Neutral: 5-1

ACC Champions • NCAA Tournament

Date	Site	Result	Opponent	TR	OR	Rec
N. 17	h	W 111-102	Athletes in Action	14/15		exh
N. 24	h	W 115-80	Akrides-Haarlem	14/15		exh
D. 1	h	W 112-83	Florida A&M	13/15		1-0
D. 5	a	L 87-96	Kentucky	13/15	5/5	1-1
D. 12	h	W 102-79	Georgia State	13/15		2-1
D. 16	n1	W 75-67	Georgia	17/16		3-1
D. 19	n2	W 87-85	Louisville	17/16	21/22	4-1
D. 22	a	W 81-74	Tenn.-Chattanooga	16/15		5-1
D. 29	h	W 105-85	Youngstown State	14/13		6-1
J. 2	h	W 78-52	VMI	14/13		7-1
J. 5	a	W 85-75	Maryland	10/11		8-1
J. 10	h	W 80-79	Duke	10/11	1/1	9-1
J. 13	a	L 67-80	North Carolina	8/8	3/4	9-2
J. 16	h	L 67-84	College of Charleston	8/8		9-3
J. 21	h	L 58-81	Wake Forest	16/16		9-4
J. 23	a	W 75-71	Virginia	16/16	7/10	10-4
J. 27	h	W 85-74	NC State	18/17		11-4
J. 31	a	L 77-96	Florida State	18/17	19/20	11-5
F. 4	h	L 80-83	Clemson	22/22		11-6
F. 7	h	W 93-79	Maryland	22/22		12-6
F. 10	a	L 63-73	Duke	nr/24	3/3	12-7
F. 14	h	L 66-77	North Carolina	nr/24	6/6	12-8
F. 17	a	W 65-60	Richmond			13-8
F. 20	a	W 69-58	Wake Forest	10/11		14-8
F. 23	h	W 73-61	Virginia	22/22		15-8
F. 28	a	L 60-68	NC State			15-9
M. 4	h	L 82-83	Florida State	11/11		15-10
M. 7	a	W 66-59	Clemson			16-10
M. 12	n3	W 69-66	Duke	8/8		17-10
M. 13	n3	W 69-61	Clemson			18-10
M. 14	n3	W 77-75	North Carolina	1/1		19-10
M. 19	n4	L 78-93	Southern	18/20		19-11

n1-The Omni; n2-Kuppenheimer Classic (Georgia Dome, Atlanta, Ga.); n3-ACC Tournament (Charlotte [N.C.] Coliseum); n4-NCAA West First Round (McKale Center, Tucson, Ariz.)

All-Time Scores

1993-94 (16-13, ACC 7-9/6th)

Home: 10-3, Away: 2-7, Neutral: 4-3

National Invitation Tournament

Date	Site	Result	Opponent	TR	OR	Rec
N. 16	h	W 124-110	USA Verich Reps	14/15		exh
N. 22	h	W 88-68	Lithuanian National	13/15		exh
N. 26	n1	L 70-80	Michigan	13/15	5/5	0-1
N. 30	h	W 93-77	North Carolina A&T	16/17		1-1
D. 2	h	W 77-55	Western Carolina	16/17		2-1
D. 4	h	W 95-65	Georgia State	16/17		3-1
D. 11	h	W 86-69	Mercer	17/17		4-1
D. 15	n2	W 72-69	Georgia	14/14		5-1
D. 18	n3	W 86-77	Vanderbilt (ot)	14/14	24/24	6-1
D. 20	h	W 79-62	Mount St. Mary's	14/15		7-1
D. 27	n4	W 57-51	Temple	15/15	4/4	8-1
D. 29	n4	W 71-69	St. John's	15/15		9-1
J. 4	h	L 88-91	Maryland	12/13		9-2
J. 8	a	L 71-88	Duke	12/13	3/3	9-3
J. 12	h	W 89-69	North Carolina	17/18	1/1	10-3
J. 15	a	L 68-88	Louisville	17/18	15/15	10-4
J. 19	a	L 63-67	Wake Forest	17/17		10-5
J. 23	h	W 74-70	Virginia	17/17		11-5
J. 26	a	L 78-84	NC State	21/19		11-6
J. 29	h	L 73-74	Florida State	21/19		11-7
F. 2	a	L 69-88	Clemson			11-8
F. 5	a	W 83-71	Maryland	21/21		12-8
F. 8	h	L 63-66	Duke	2/2		12-9
F. 12	a	W 96-89	North Carolina	1/1		13-9
F. 19	h	W 71-69	Wake Forest	25/nr		14-9
F. 22	a	L 72-73	Virginia (ot)	23/nr		14-10
F. 26	h	W 81-69	NC State	23/nr		15-10
M. 2	a	L 68-71	Florida State			15-11
M. 5	h	W 90-79	Clemson			16-11
M. 11	n5	L 49-75	Wake Forest			16-12
M. 16	a1	L 68-76	Siena			16-13

n1-Hall of Fame Tip-Off Classic Holiday Festival (Springfield [Mass.] Civic Center); n2-The Omni; n3-Kuppenheimer Classic (Georgia Dome, Atlanta, Ga.); n4-ECAC Holiday Festival (Madison Square Garden, New York, N.Y.); n5-ACC Tournament (Greensboro [N.C.] Coliseum); a1-National Invitation Tournament (Knickerbocker Arena, Albany, N.Y.)

1994-95 (18-12, ACC 8-8/5th)

Home: 14-2, Away: 2-6, Neutral: 2-4

Date	Site	Result	Opponent	TR	OR	Rec
N. 16	h	W 100-61	Croatian National	23/22		exh
N. 26	h	W 112-56	Florida A&M	23/22		1-0
N. 28	h	W 90-78	Coastal Carolina	20/19		2-0
D. 1	h	W 89-63	Western Carolina	20/19		3-0
D. 3	h	W 100-74	East Carolina	20/19		4-0
D. 10	h	W 112-84	Lafayette	17/15		5-0
D. 14	n1	W 86-78	Georgia	14/13		6-0
D. 17	n2	L 72-77	Louisville	14/13		6-1
D. 19	h	W 94-73	Furman	18/19		7-1
D. 28	n3	L 66-69	Cincinnati	17/16	20/18	7-2
D. 29	n3	W 89-85	Oklahoma	17/16		8-2
D. 30	n3	L 69-76	Duke	17/16	7/7	8-3
J. 4	a	L 67-80	Maryland	24/20	7/11	8-4
J. 7	h	W 75-68	Duke	24/20	11/9	9-4
J. 11	a	L 75-86	North Carolina	22/17	4/2	9-5
J. 17	h	W 67-65	Wake Forest	22/18	15/16	10-5
J. 19	h	W 87-68	UNC-Wilmington	22/18		11-5
J. 22	a	L 85-88	Virginia (2ot)	22/18	18/19	11-6
J. 25	h	W 75-71	NC State	21/21		12-6
J. 29	a	W 81-68	Florida State	21/21		13-6
F. 1	h	W 80-50	Clemson	21/20		14-6
F. 4	h	W 100-91	Maryland	21/20	5/8	15-6
F. 9	a	L 70-77	Duke	18/15		15-7
F. 12	h	L 81-85	North Carolina	18/15	1/1	15-8
F. 15	h	W 85-81	North Carolina A&T	20/18		16-8
F. 18	a	L 62-73	Wake Forest	20/17	14/14	16-9
F. 22	h	L 60-83	Virginia	24/22	14/14	16-10
F. 25	a	W 72-68	NC State	24/22		17-10
M. 2	h	W 69-67	Florida State			18-10
M. 4	a	L 63-65	Clemson			18-11
M. 9	n4	L 67-77	Virginia	11/13		18-12

n1-The Omni; n2-Kuppenheimer Classic (Georgia Dome, Atlanta, Ga.); n3-Rainbow Classic (Special Events Center, Honolulu, Hawaii); n4-ACC Tournament (Greensboro [N.C.] Coliseum)

1995-96 (24-12, ACC 13-3/1st)

Home: 10-1, Away: 6-5, Neutral: 8-6

ACC Regular Season Champions

NCAA Southeast Semifinalist

Date	Site	Result	Opponent	TR	OR	Rec
N. 2	h1	L 88-91	Marathon (ot)			exh
N. 15	h2	W 87-67	Manhattan			1-0
N. 17	h2	W 83-72	Oklahoma			2-0
N. 22	n1	L 72-94	Georgetown	25/20	4/4	2-1
N. 24	n1	W 77-61	Michigan	25/20	17/16	3-1
N. 27	h3	W 87-76	Campbell	20/20		4-1
D. 2	a	W 89-65	Appalachian State	20/20		5-1
D. 9	a	L 60-83	Kentucky	16/15	5/5	5-2
D. 13	a	L 70-94	Georgia	19/20		5-3
D. 16	n2	W 88-77	Louisville	19/20	20/19	6-3
D. 18	h3	L 69-71	Mount St. Mary's	21/18		6-4
D. 22	n3	L 67-75	Massachusetts	21/18	2/2	6-5
D. 29	n4	L 82-84	Bradley			6-6
D. 30	n4	L 66-71	Santa Clara			6-7
J. 3	h3	W 98-84	Maryland			7-7
J. 7	a	W 86-81	Duke	19/20		8-7
J. 10	h3	W 80-77	North Carolina	10/9		9-7
J. 13	h3	W 91-78	Western Carolina			10-7
J. 17	a	L 63-66	Wake Forest	6/6		10-8
J. 20	h	W 90-70	Virginia			11-8
J. 24	a	W 76-71	NC State			12-8
J. 27	h	W 79-58	Florida State			13-8
J. 30	a	L 70-73	Clemson	25/nr	24/21	13-9
F. 3	a	L 74-88	Maryland	25/nr		13-10
F. 7	h	W 73-71	Duke (ot)			14-10
F. 10	a	W 92-83	North Carolina (ot)	12/11		15-10
F. 17	h	W 64-63	Wake Forest	8/9		16-10
F. 21	a	W 84-75	Virginia	23/22		17-10
F. 25	h	W 92-83	NC State (ot)	23/22		18-10
F. 28	a	W 83-68	Florida State	18/20		19-10
M. 3	h	W 87-74	Clemson	18/20		20-10
M. 8	n5	W 88-73	NC State	18/18		21-10
M. 9	n5	W 84-79	Maryland	18/18		22-10
M. 10	n5	L 74-75	Wake Forest	18/18	12/10	22-11
M. 15	n6	W 90-79	Austin Peay	13/15		23-11
M. 17	n6	W 103-89	Boston College	13/15		24-11
M. 22	n7	L 70-87	Cincinnati	13/15	7/6	24-12

h1-Georgia Dome; h2-Preseason NIT (Georgia Dome); h3-The Omni; n1-Pre-Season NIT (Madison Square Garden, New York, N.Y.); n2-Jeep Eagle Classic (Georgia Dome); n3-Jimmy V. Classic (Brendan Byrne Arena, East Rutherford, N.J.); n4-Cable Car Classic (San Jose, Calif., Arena); n5-ACC Tournament (Greensboro, N.C., Coliseum); n6-NCAA Southeast First & Second Rounds (Orlando, Fla., Arena); n7-NCAA Southeast Regional (Rupp Arena, Lexington, Ky.)

NOTE: Seven home games in 1995-96 played at the Omni and Georgia Dome while Alexander Memorial Coliseum was under renovation.

1996-97 (9-18, ACC 3-13/9th)

Home: 8-5, Away: 0-9, Neutral: 1-4

Date	Site	Result	Opponent	TR	OR	Rec
N. 5	h	L 62-91	Marathon Oil			exh
N. 18	h	W 91-79	Newcastle of Australia			exh
N. 22	h	W 74-49	Wofford			1-0
N. 26	h	W 74-58	Morgan State			2-0
N. 29	h	W 91-60	Radford			3-0
D. 3	h	W 62-61	Georgia			4-0
D. 7	n1	L 58-76	Temple			4-1
D. 12	a	L 63-77	Maryland			4-2
D. 21	n2	L 59-88	Kentucky	3/3		4-3
D. 26	n3	W 58-47	Hofstra			5-3
D. 28	n3	L 55-67	St. John's			5-4
D. 31	h	W 65-40	UNC Greensboro			6-4
J. 5	h	L 56-66	Duke	13/11		6-5
J. 8	h	L 63-73	Wake Forest	2/2		6-6
J. 11	a	L 56-60	Louisville	14/16		6-7
J. 15	h	W 71-58	Florida State			7-7
J. 18	a	L 50-73	North Carolina	22/21		7-8
J. 22	a	L 64-68	Virginia			7-9
J. 25	h	W 54-53	NC State			8-9
J. 30	a	L 57-70	Clemson	7/6		8-10
F. 2	a	L 61-70	Duke	12/11		8-11
F. 6	h	W 66-53	Virginia			9-11
F. 9	a	L 62-64	Florida State			9-12
F. 15	h	L 68-72	North Carolina	16/17		9-13
F. 19	h	L 68-76	Maryland	14/13		9-14
F. 22	a	L 51-72	NC State			9-15
F. 25	a	L 55-71	Wake Forest	5/5		9-16
M. 1	h	L 53-55	Clemson	12/10		9-17
M. 6	n4	L 46-60	NC State (ACC)			9-18

n1-Coaches vs. Cancer Classic (Atlantic City (N.J.) Convention Center); n2-Delta Air Lines Holiday Classic (Georgia Dome, Atlanta, Ga.); n3-ECAC Holiday Festival (Madison Square Garden, New York, N.Y.); n4-ACC Tournament (Greensboro [N.C.] Coliseum)

1997-98 (19-14, ACC 6-10/6th)

Home: 11-6, Away: 4-7, Neutral: 4-1

NIT Quarterfinalist

Date	Site	Result	Opponent	TR	OR	Rec
N. 4	h	W 96-76	CSKA Bulgaria			exh
N. 17	h	W 86-76	Athletes in Action			exh
N. 24	h	W 95-65	Winthrop			1-0
N. 27	n1	W 62-60	Alabama			2-0
N. 28	n1	W 77-65	St. John's			3-0
N. 29	n1	W 73-69	Louisville	19/19		4-0
D. 4	h	L 69-71	NC State (ot)	22/23		4-1
D. 6	h	W 84-63	Delaware State	22/23		5-1
D. 13	a	L 71-85	Kentucky	24/23	4/5	5-2
D. 17	h	W 100-63	Coastal Carolina			6-2
D. 20	n2	W 94-86	Louisville			7-2
D. 23	a	L 71-77	Georgia	nr/23		7-3
D. 27	a1	W 69-61	Miami	nr/23		8-3
D. 31	h	W 93-76	North Texas			9-3
J. 3	h	W 90-58	Wofford			10-3
J. 8	a	L 75-96	North Carolina	1/1		10-4
J. 10	h	W 70-63	Wake Forest			11-4
J. 15	a	W 83-65	Virginia			12-4
J. 18	h	L 67-70	Florida State	17/16		12-5
J. 21	h	L 67-70	Maryland			12-6
J. 25	a	L 56-51	NC State			12-7
J. 28	h	W 77-45	Georgia Southern			13-7
F. 1	a	L 69-90	Duke	1/1		13-8
F. 4	h	W 70-52	Clemson			14-8
F. 8	h	L 100-107	North Carolina (2ot)	2/2		14-9
F. 11	a	W 77-76	Wake Forest			15-9
F. 14	h	W 105-86	Virginia			16-9
F. 18	a	W 72-59	Florida State			17-9
F. 21	a	L 81-69	Maryland			17-10
F. 25	h	L 53-76	Duke	1/1		17-11
M. 1	a	L 62-76	Clemson			17-12
M. 6	n3	L 65-83	Maryland (ACC)	21/24		17-13
M. 11	h	W 88-78	Seton Hall (NIT)			18-13
M. 16	h	W 80-79	Georgetown (ot) (NIT)			19-13
M. 18	h	L 70-75	Penn State (NIT)			19-14

n1-Puerto Rico Shootout (Eugenio Guerra Sports Complex, Bayamon, P.R.) n2-Delta Classic for Kids (Georgia Dome, Atlanta, Ga.); n3-ACC Tournament (Greensboro, N.C., Coliseum); a1-Orange Bowl Classic (Miami, Fla., Arena)

1998-99 (15-16, ACC 6-10/T-5th)

Home: 10-4, Away: 2-8, Neutral: 3-4

National Invitation Tournament

Date	Site	Result	Opponent	TR	OR	Rec
N. 2	h	L 73-84	Athletes in Action			exh
N. 9	h	W 94-89	California All-Stars			exh
N. 16	h	W 103-63	Charleston Southern			1-0
N. 20	h	W 73-50	The Citadel			2-0
N. 27	n1	W 65-62	New Orleans (ot)			3-0
N. 28	n1	W 58-53	West Virginia			4-0
N. 29	n1	L 60-76	Washington	16/16		4-1
D. 5	h	W 74-72	Appalachian State (ot)			5-1
D. 13	h	W 84-79	Georgia (ot)			6-1
D. 16	h	W 76-63	Wofford			7-1
D. 19	n2	L 39-80	Kentucky	3/4		7-2
D. 22	h	W 66-64	North Carolina	6/7		8-2
D. 26	n3	L 42-61	Hofstra			8-3
D. 27	n3	W 72-65	Iona			9-3
D. 30	h	W 80-74	Mount St. Mary's			10-3
J. 2	a	L 69-75	NC State			10-4
J. 6	a	L 58-99	Duke	2/2		10-5
J. 11	h	L 56-75	Florida State			10-6
J. 16	h	W 74-61	Wake Forest			11-6
J. 19	a	L 62-77	Maryland	4/4		11-7
J. 23	a	W 77-65	Virginia			12-7
J. 28	h	W 66-62	Clemson			13-7
J. 31	a	L 75-66	North Carolina	10/9		13-8
F. 2	h	L 50-51	NC State			13-9
F. 6	h	L 87-79	Duke	2/2		13-10
F. 11	a	W 111-108	Florida State (2ot)			14-10
F. 14	a	L 58-78	Louisville			14-11
F. 16	a	L 58-67	Wake Forest			14-12
F. 21	h	L 91-60	Maryland	5/5		14-13
F. 25	h	W 74-68	Virginia (ot)			15-13
F. 28	a	L 92-64	Clemson			15-14
M. 5	n4	L 49-78	North Carolina (ACC)	15/15		15-15
M. 10	a	L 64-67	Oregon (NIT)			15-16

n1-Big Island Invitational (Afook-Chinen Civic Auditorium, Hilo, Hawaii), n2-Delta Classic (Georgia Dome, Atlanta, Ga.); n3-ECAC Holiday Festival (Madison Square Garden, New York, N.Y.); n4-ACC Tournament (Charlotte [N.C.] Coliseum)

1999-2000 (13-17, ACC 5-11/8th)

Home: 11-3, Away: 0-10, Neutral: 2-4

Date	Site	Result	Opponent	TR	OR	Rec
N. 2	h	L 66-82	Athletes in Action			exh
N. 9	h	L 85-95	California All-Stars			exh
N. 19	h	W 91-79	Mercer			1-0
N. 24	n1	W 100-88	Grambling State			2-0
N. 26	n1	W 82-65	Washington			3-0
N. 27	n1	L 70-84	Kansas	10/11		3-1
D. 1	n2	L 77-80	Michigan			3-2
D. 8	a	L 68-70	Georgia			3-3
D. 11	n3	L 61-64	Stanford (ot)	3/3		3-4
D. 18	h	W 81-75	Morehead State			4-4
D. 22	h	W 80-70	Wofford			5-4
D. 28	h	W 97-73	UNC Greensboro			6-4
J. 2	h	W 75-64	Lafayette			7-4
J. 5	n4	L 71-80	Kentucky	24/24		7-5
J. 8	a	L 65-83	Virginia			7-6
J. 12	a	L 52-87	Duke	6/7		7-7
J. 15	h	W 69-68	Maryland	18/16		8-7
J. 19	h	W 65-62	Florida State			9-7

J. 22	a	L	58-66	NC State 9-8
J. 27	h	L	46-60	Wake Forest 9-9
J. 29	h	L	53-70	North Carolina 9-10
F. 2	a	L	58-70	Clemson 9-11
F. 5	h	W	89-57	Florida A&M 10-11
F. 9	h	W	68-47	Virginia 11-11
F. 12	h	L	65-84	Duke 3/3 11-12
F. 16	a	L	70-92	Maryland 22/22 11-13
F. 21	a	L	54-64	Florida State 11-14
F. 24	h	W	66-63	NC State 12-14
F. 27	a	L	64-76	Wake Forest 12-15
M. 1	a	L	72-74	North Carolina (ot) 12-16
M. 4	h	W	85-69	Clemson 13-16
M. 9	n5	L	62-63	Florida State 13-17

n1-Great Alaska Shootout (Sullivan Arena, Anchorage, Alaska); n2-ACC-Big Ten Challenge (Philips Arena, Atlanta, Ga.); n3-Delta Air Lines Classic for Kids (Philips Arena, Atlanta, Ga.); n4-Freedom Hall, Louisville, Ky.; n5-ACC Tournament (Charlotte [N.C.] Coliseum)

PAUL HEWITT

St. John Fisher '85

Record: 142-112 (.559)

2000-present (8 seasons)

2000-01 (17-13, ACC 8-8/T-5th)

Home: 11-3, Away: 2-8, Neutral: 4-2

NCAA Tournament

Date	Site	Result		Opponent..... TR.....OR..... Rec
N. 7	h1	L	86-107	California All-Stars ..... exh
N. 11	h	W	96-85	Team Fokus ..... exh
N. 17	h	W	92-49	Wofford 1-0
N. 21	h	W	85-62	Charleston Southern 2-0
N. 24	h	W	92-61	Davidson 3-0
N. 28	a1	L	67-85	Iowa 3-1
D. 2	n1	W	72-67	UCLA 4-1
D. 6	h	L	70-75	Georgia 4-2
D. 9	n2	W	86-84	Kentucky 5-2
D. 18	n3	W	78-56	Idaho State 6-2
D. 19	a	L	66-80	Stanford 3/3 6-3
D. 23	h	W	94-58	Morgan State 7-3
D. 28	h	W	90-59	Harvard 8-3
J. 2	h	L	70-84	North Carolina 13/14 8-4
J. 6	a	L	80-93	Maryland 17/17 8-5
J. 9	a	W	73-68	Virginia 10/9 9-5
J. 13	h	W	95-89	Wake Forest (ot) 6/6 10-5
J. 16	a	L	60-72	NC State 10-6
J. 20	h	L	77-98	Duke 2/2 10-7
J. 24	a	W	111-108	Clemson 11-7
J. 27	h	W	77-68	Florida State 12-7
F. 3	a	L	69-82	North Carolina 4/4 12-8
F. 6	h	W	72-62	Maryland 13/13 13-8
F. 11	h	W	62-56	Virginia 6/9 14-8
F. 14	a	L	65-81	Wake Forest 23/15 14-9
F. 17	h	W	69-54	NC State 15-9
F. 21	a	L	54-98	Duke 4/3 15-10
F. 25	h	W	85-64	Clemson 16-10
F. 28	a	L	59-69	Florida State 16-11
M. 9	n4	W	74-69	Virginia 12/12 17-11
M. 10	n4	L	63-70	North Carolina 6/5 17-12
M. 15	n5	L	62-66	St. Joseph's 23/23 17-13

h1-Georgia Dome, Atlanta, Ga.; a1-ACC-Big Ten Challenge (Carver-Hawkeye Arena, Iowa City, Iowa); n1-Wooden Classic (Arrowhead Pond, Anaheim, Calif.); n2-Delta Air Lines Classic for Kids (Philips Arena, Atlanta, Ga.); n3-Stanford Invitational (Maples Pavilion, Stanford, Calif.); n4-ACC Tournament (Georgia Dome, Atlanta, Ga.); n5-NCAA West First Round (Cox Arena, San Diego, Calif.)

2001-02 (15-16, ACC 7-9/T-5th)

Home: 8-7, Away: 4-6, Neutral: 3-3

Date	Site	Result		Opponent..... TR.....OR..... Rec
N.18	h	L	99-90	Nike Elite ..... exh.
N.12	h	W	112-85	EA Sports All-Stars ..... exh.
N.16	h	W	97-62	Florida A&M 1-0
N.19	h1	L	74-79	Pennsylvania 1-1
N.22	n1	W	70-65	Eastern Illinois 2-1
N.23	n1	L	66-105	Illinois 3/2 2-2
N.24	n1	L	54-67	Saint Louis 2-3
N.28	h2	W	62-61	Wisconsin 3-3
D.2	a	L	77-83	North Carolina 3-4
D.9	a	L	82-95	Georgia 3-5
D.16	n2	W	96-80	Syracuse 13/12 4-5
D.17	n3	W	83-69	Davidson 5-5
D.21	h	W	79-70	Wofford 6-5
D.23	h	L	69-79	Tulane 6-6
D.29	h	L	92-98	IUPUI 6-7
J.2	h	W	86-68	Cornell 7-7
J.5	h	L	76-83	Clemson 7-8
J.10	a	L	79-104	Duke 2/1 7-9
J.13	h	L	87-92	Maryland 4/4 7-10
J.19	a	L	71-84	NC State 7-11
J.22	h	L	65-69	Virginia 7/7 7-12
J.26	a	L	74-87	Wake Forest 21/16 7-13
J.30	h	W	77-46	Florida State 8-13
F.2	h	W	86-74	North Carolina 9-13
F.6	a	W	74-50	Clemson 10-13
F.9	h	L	63-95	Duke 1/1 10-14
F.13	a	L	65-85	Maryland 3/3 10-15
F.16	a	W	60-40	Saint Louis 11-15
F.20	h	W	65-59	NC State 12-15
F.23	a	W	82-80	Virginia 22/15 13-15
F.27	h	W	90-77	Wake Forest 24/22 14-15
M.2	a	W	86-78	Florida State 15-15
M.8	n4	L	83-92	Wake Forest 15-16

h1-Las Vegas Invitational (Alexander Memorial Coliseum); h2-ACC-Big Ten Challenge (Alexander Memorial Coliseum); n1-Las Vegas Invitational (Valley High School, Las Vegas, Nev.); n2-Chick-fil-A Peach Bowl Classic (Philips Arena, Atlanta, Ga.); n3-Charlotte Coliseum, Charlotte, N.C.; n4-ACC Tournament (Charlotte Coliseum, Charlotte, N.C.)

2002-03 (16-15, ACC 7-9/5th)

Home: 13-2, Away: 2-11, Neutral: 1-2

NIT Quarterfinals

Date	Site	Result		Opponent..... TR.....OR..... Rec
N. 10	h	W	110-73	S.E. Atlanta All-Stars ..... exh
N. 19	h	W	81-48	Team Nike ..... exh
N. 23	h	W	113-75	Arkansas-Pine Bluff 1-0
N. 27	h	W	83-77	Georgia 17/18 2-0
D. 1	h	W	75-53	Gardner-Webb 3-0
D. 4	a1	L	63-64	Minnesota 20/17 3-1
D. 7	n1	W	67-53	Marist 4-1
D. 15	n2	L	69-70	Tennessee 4-2
D. 17	h	W	88-66	Troy State 5-2
D. 21	a	L	65-92	Syracuse 5-3
D. 29	a	L	77-84	Maryland 23/22 5-4
J. 2	a	L	66-80	Tulane 5-5
J. 8	h	W	81-55	Cornell 6-5
J. 11	h	W	85-61	NC State 7-5
J. 14	h	W	81-74	Florida State 8-5
J. 19	a	L	66-73	Wake Forest 19/20 8-6
J. 22	h	W	66-47	Elon 9-6
J. 25	a	L	71-91	Duke 3/3 9-7
J. 29	h	W	88-68	North Carolina 10-7
F. 1	h	W	80-60	Virginia 11-7
F. 5	a	L	67-69	Clemson 11-8
F. 9	h	W	90-84	Maryland 8/8 12-8
F. 12	a	L	57-63	NC State 12-9
F. 15	a	L	64-71	Florida State 12-10
F. 20	h	L	67-75	Wake Forest 10/11 12-11
F. 26	h	L	58-77	Duke 6/5 12-12
M. 1	a	L	66-67	North Carolina 12-13
M. 5	a	W	90-73	Virginia 13-13
M. 8	h	W	66-56	Clemson 14-13
M. 14	n3	L	65-71	NC State 14-14
M. 19	h1	W	72-58	Ohio State 15-14
M. 24	a2	W	79-78	Iowa 16-14
M. 26	a2	L	72-80	Texas Tech 16-15

a1 - ACC-Big Ten Challenge (Williams Arena, Minneapolis, Minn.); h1, a2 - National Invitation Tournament; n1 - Madison Square Garden (New York, N.Y.); n2 - Chick-fil-A Peach Bowl Classic for Kids (Philips Arena, Atlanta, Ga.); n3 - ACC Tournament (Greensboro Coliseum, Greensboro, N.C.)

2003-04 (28-10, ACC 9-7/T3rd)

Home: 12-3, Away: 7-5; Neutral: 9-2

NCAA National Runner-Up

Preseason NIT Champions

Date	Site	Result		Opponent..... TR.....OR..... Rec
N.6	h	W	100-89	Team Nike ..... exh
N.10	h	W	112-75	S.E. Atlanta All-Stars ..... exh
N.18	h1	W	79-45	Louisiana-Lafayette 1-0
N.20	h1	W	75-56	Hofstra 2-0
N.23	a	W	90-69	Cornell 3-0
N.26	n1	W	77-61	Connecticut 1/1 4-0
N.28	n1	W	85-65	Texas Tech 25/v 5-0
D.3	a1	W	73-53	Ohio State 13/15 6-0
D.6	h	W	94-43	Tennessee State 13/15 7-0
D.13	n2	W	75-62	Saint Louis 10/11 8-0
D.17	h	W	74-41	Alabama A&M 5/6 9-0
D.21	h	W	79-66	St. John's 5/6 10-0
D.23	h	W	90-40	Marist 4/4 11-0
D.29	h	W	86-65	Virginia Commonwealth 3/3 12-0
J.3	a	L	80-83	Georgia (2ot) 3/3 12-1
J.11	a	L	88-103	North Carolina ..... 8/8 ..... 12/13 12-2
J.15	h	W	75-57	Virginia 12/14 13-2
J.17	h	W	81-71	Maryland 12/14 14-2
J.20	a	W	73-66	Wake Forest ..... 11/13 ..... 10/7 15-2
J.24	a	L	72-76	NC State 11/13 15-3
J.27	h	W	76-69	Clemson 14/16 16-3
J.31	h	L	74-82	Duke ..... 14/16 ..... 1/1 16-4
F.3	a	L	65-81	Florida State 15/16 16-5
F.7	a	W	77-62	Tennessee 15/16 17-5
F.10	h	W	88-77	North Carolina ..... 15/16 ..... 14/17 18-5
F.14	a	L	80-82	Virginia 15/16 18-6
F.19	a	W	75-64	Maryland 18/16 19-6
F.22	h	L	76-80	Wake Forest ..... 18/16 ..... 15/15 19-7
F.25	h	L	69-79	NC State ..... 18/20 ..... 14/19 19-8
F.28	a	W	79-60	Clemson 18/20 20-8
M.3	a	W	76-68	Duke ..... 19/22 ..... 3/3 21-8
M.6	h	W	63-60	Florida State 19/22 22-8
M.12	n3	W	83-82	North Carolina ..... 14/18 ..... 16/19 23-8
M.13	n3	L	71-85	Duke ..... 14/18 ..... 5/4 23-9
M.19	n4	W	65-60	Northern Iowa 14/15 24-9
M.21	n4	W	57-54	Boston College ..... 14/15 ..... 25/v 25-9
M.26	n5	W	72-67	Nevada 14/15 26-9
M.28	n5	W	79-71	Kansas (ot) ..... 14/15 ..... 16/14 27-9
A.3	n6	W	67-65	Oklahoma State ..... 14/15 ..... 4/3 28-9
A.5	n6	L	73-82	Connecticut ..... 14/15 ..... 7/7 28-10

a1 - ACC-Big Ten Challenge (Value City Arena, Columbus, Ohio); h1 - Preseason NIT; n1 - Preseason NIT (Madison Square Garden, New York, N.Y.); n2 - Chick-fil-A Peach Bowl Classic for Kids (Philips Arena, Atlanta, Ga.); n3 - ACC Tournament (Greensboro Coliseum, Greensboro, N.C.); n4 - NCAA First and Second Rounds (Bradley Center, Milwaukee, Wis.); n5 - NCAA St. Louis Regional (Edward Jones Dome, St. Louis, Mo.); n6 - NCAA Final Four (Alamodome, San Antonio, Texas)

2004-05 (20-12, ACC 8-8/T4th)

Home: 12-3, Away: 4-6; Neutral: 4-3

NCAA Tournament Second Round

Date	Site	Result		Opponent..... TR.....OR..... Rec
N.6	h	W	80-60	Kennesaw State ..... 3/4 ..... exh
N.14	h	W	103-66	LeMoyne ..... 3/4 ..... exh
N.19	h	W	74-37	Alabama State 3/4 1-0
N.22	a	W	60-59	Illinois-Chicago 3/3 2-0
N.26	h	W	79-54	Arkansas-Little Rock 3/3 3-0
N.30	h1	W	99-68	Michigan 4/4 4-0
D.5	h	W	87-49	Georgia 4/4 5-0
D.11	n1	W	64-42	Air Force 3/3 6-0
D.15	h	W	72-47	James Madison 3/3 7-0
D.18	n2	L	73-85	Gonzaga ..... 3/3 ..... 22/v 7-1
D.22	h	W	90-48	Charleston Southern 9/9 8-1
D.28	h	W	92-58	Lafayette 9/9 9-1
J.1	a	L	68-70	Kansas (ot) ..... 9/9 ..... 2/2 9-2
J.6	h	W	80-69	Miami 9/10 10-2
J.8	h	W	92-69	Virginia 9/10 11-2
J.12	a	L	69-91	North Carolina ..... 8/8 ..... 3/4 11-3
J.16	a	L	68-76	NC State 8/8 11-4
J.22	h	L	69-70	Virginia Tech 12/15 11-5
J.27	h	W	102-101	Wake Forest (ot) ..... 22/21 ..... 5/5 12-5
J.30	a	L	71-79	Maryland 22/21 12-6
F.2	h	W	64-61	Florida State 25/23 13-6
F.5	a	L	65-82	Duke ..... 25/23 ..... 4/6 13-7
F.8	a	W	70-62	Clemson 14-7
F.13	h	L	51-53	NC State 14-8
F.20	a	W	76-75	Florida State 15-8
F.23	h	L	56-60	Duke 7/10 15-9
F.26	a	W	76-72	Miami 16-9
M.2	a	L	91-98	Wake Forest 4/4 16-10
M.5	h	W	64-56	Clemson 17-10
M.11	n3	W	73-54	Virginia Tech 18-10
M.12	n3	W	78-75	North Carolina 2/2 19-10
M.13	n3	L	64-69	Duke 6/6 19-11
M.18	n4	W	80-68	George Washington 25/25 20-11
M.20	n4	L	54-76	Louisville ..... 25/25 ..... 4/4 20-12

h1 - ACC-Big Ten Challenge; n1 - Chick-fil-A Peach Bowl Classic for Kids (Philips Arena, Atlanta, Ga.); n2 - Las Vegas Showdown (Thomas & Mack Center, Las Vegas, Nev.); n3 - ACC Tournament (MCI Center, Washington, D.C.); n4 - NCAA First and Second Rounds (Gaylord Entertainment Center, Nashville, Tenn.)

2005-06 (11-17, ACC 4-12/11th)

Home: 10-5, Away: 0-10; Neutral: 1-2

Date	Site	Result		Opponent..... TR.....OR..... Rec
N.6	h	W	96-57	Augusta State ..... exh
N.18	h	W	80-52	UNC-Asheville 1-0
N.21	h	W	81-69	Elon 2-0
N.25	h	L	51-73	Illinois-Chicago 2-1
N.30	a1	L	86-88	Michigan State 13/14 2-2
D.4	h	W	63-54	Virginia 3-2
D.7	a	L	75-91	Georgia 3-3
D.10	h	W	82-72	Tennessee State 4-3
D.22	h	W	92-67	Jacksonville 5-3
D.28	n1	L	46-54	Air Force 5-4
D.31	h	W	73-64	Bethune-Cookman 6-4
J.3	h	W	76-67	Vanderbilt 7-4
J.8	h	W	60-58	Boston College 11/11 8-4
J.10	n2	W	85-69	Centenary 9-4
J.14	a	L	78-87	NC State 18/18 9-5
J.18	a	L	71-86	Wake Forest 9-6
J.21	h	L	63-73	Clemson 9-7
J.25	h	L	74-86	Maryland 18/19 9-8

All-Time Scores

J.29	a	L	64-66	Boston College	20/18	9-9
J.31	a	L	62-63	Virginia Tech		9-10
F.4	h	L	53-70	Miami		9-11
F.9	a	L	79-80	Florida State		9-12
F.12	h	W	71-68	NC State	16/15	10-12
F.15	a	L	75-82	North Carolina	23/23	10-13
F.18	a	L	84-87	Maryland (ot)		10-14
F.22	h	L	66-73	Duke	1/1	10-15
F.25	h	W	76-61	Wake Forest		11-15
M.4	a	L	82-95	Clemson		11-16
M.9	n3	L	64-82	Maryland		11-17

a1 - ACC-Big Ten Challenge; n1 - World Arena, Colorado Springs, Colo; n2 - CenturyTel Center, Bossier City, La.; n3 - ACC Tournament (Greensboro Coliseum, Greensboro, N.C.)

2006-07 (20-12, ACC 8-8/T-6th)

Home: 16-1, Away: 1-8, Neutral: 3-3

NCAA Tournament

Date	Site	Result	Opponent	TR	OR	Rec
N.4	h	W 96-52	Morehouse	23/21		exh
N.10	h	W 83-49	Elon	23/21		1-0
N.13	h	W 100-70	Jackson State	23/21		2-0
N.16	h	W 103-74	Georgia State	23/21		3-0
N.20	n1	W 79-61	Purdue	19/19		4-0
N.21	n1	W 92-85	Memphis	19/19	12/11	5-0
N.22	n1	L 73-88	UCLA	19/19	5/5	5-1
N.28	h1	W 77-73	Penn State	21/24		6-1
D.3	a	L 82-90	at Miami	21/24		6-2
D.9	a	L 64-73	at Vanderbilt	25/v		6-3
D.18	h	W 92-52	Centenary			7-3
D.22	h	W 78-69	Georgia			8-3
D.28	h	W 85-55	Troy			9-3
D.30	h	W 87-43	St. Francis, Pa.			10-3
J.3	h	W 97-46	Winston-Salem State			11-3
J.6	a	L 74-75	at Clemson	23/18		11-4
J.10	h	W 74-63	Duke	11/11		12-4
J.13	h	W 88-80	Florida State			13-4
J.20	a	L 61-77	at North Carolina	4/4		13-5
J.24	a	L 65-80	at Maryland			13-6
J.28	h	L 65-73	Virginia Tech	24/23		13-7
J.30	a	L 75-85	at Wake Forest			13-8
F.3	h	W 80-62	Clemson	25/21		14-8
F.6	h	W 74-65	NC State			15-8
F.11	h2	W 65-52	Connecticut			16-8
F.13	a	W 63-57	at Florida State			17-8
F.18	a	L 62-71	at Duke			17-9
F.21	h	W 75-61	Wake Forest			18-9
F.24	a	L 69-75	at Virginia	24/v		18-10
M.1	h	W 84-77	North Carolina	8/8		19-10
M.4	h	W 74-60	Boston College			20-10
M.8	n2	L 112-114	Wake Forest (ot)			20-11
M.16	n3	L 63-67	UNLV	19/18		20-12

h1 - ACC/Big Ten Challenge; h2 - Georgia Dome, Atlanta, Ga.; n1 - EA Sports Maui Invitational (Lahaina Civic Center, Lahaina, Maui); n2 - ACC Tournament, St. Pete Times Forum, Tampa, Fla.; n3 - NCAA Midwest First Round, United Center, Chicago, Ill.

Winning Streaks

Overall: 15 games, 12-2-85 (at St. Louis) through 1-21-86 (Duke). Ended by North Carolina (1-25-86)

Start of Season: 12 games, 11-18-03 (Louisiana-Lafayatte) through 12-29-03 (VCU). Ended by Georgia (1-3-04)

Home: 16 games, 2-23-63 (Georgia) through 2-18-64 (Tennessee). Ended by Auburn (12-1-64).

Away: 5 games, 12-2-85 (St. Louis) through 1-18-86 (Clemson); 12-3-62 (Furman) through 1-12-63 (Mississippi); 2-7-59 (Tulane) through 12-10-59 (South Carolina); 2-23-70 (Tulane) through 1-9-71 (Tulane).

ACC: 9 games, 2-27-85 (North Carolina) through 1-21-86 (Duke). Ended by North Carolina (1-25-86).

ACC Home: 9 games, 3-2-95 (Florida State) through 3-3-96 (Clemson). Includes the Omni which was Tech's homecourt early in 1996 while AMC was being renovated

ACC at Alexander Memorial Coliseum: 8 games, 2-6-85 (Duke) through 3-2-86 (Clemson); 2-19-94 (Wake Forest) through 2-4-95 (Maryland).

ACC Away: 3 games, 1-23-85 (Clemson) through 2-2-85 (Maryland); 2-10-96 (North Carolina) through 2-28-96 (Florida State); 2-19-04 (Maryland) through 3-3-04 (Duke); 1-23-08 (NC State) through 2-6-08 (Wake Forest)

Record by Decade

Period	*Yrs	Games	Won	Lost	Pct.
1900-09	2	10	3	7	.300
1910-19	2	16	8	8	.500
1920-29	10	186	92	94	.495
1930-39	10	175	96	79	.549
1940-49	10	197	104	93	.528
1950-59	10	248	110	138	.444
1960-69	10	259	151	108	.583
1970-79	10	270	132	138	.489
1980-89	10	298	165	133	.554
1990-99	10	316	188	128	.595
2000-	9	284	155	129	.546
All-time	93	2,259	1,204	1,055	.533

***Actual number of seasons played during decade.**

2007-08 (15-17, ACC 7-9/T-7th)

Home: 6-7, Away: 6-8, Neutral: 3-2

Date	Site	Result	Opponent	TR	OR	Rec
N.2	h	W 126-86	Carson-Newman			exh
N.9	h	L 74-83	UNC-Greensboro			0-1
N.11	a	W 99-85	at Tennessee State			1-1
N.16	n1	W 82-77	Charlotte			2-1
N.18	n1	L 73-79	Winthrop			2-2
N.19	n1	W 70-69	Notre Dame			3-2
N.27	a	L 79-83	at Indiana	15/15		3-3
D.1	a	L 79-92	at Vanderbilt			3-4
D.5	a	W 72-67	at Georgia State			4-4
D.18	h	L 66-71	Kansas	3/3		4-5
D.22	h	W 86-41	Centenary			5-5
D.27	h	W 83-63	Tennessee Tech			6-5
D.30	h	L 64-66	Florida State			6-6
J.6	h	W 77-64	Presbyterian			7-6
J.9	a	L 72-79	at Georgia			7-7
J.12	a	L 68-78	at Miami	25/v		7-8
J.16	h	L 82-83	North Carolina	1/1		7-9
J.19	h	W 81-70	Virginia Tech			8-9
J.23	a	W 77-74	at NC State			9-9
J.27	a	W 92-82	at Virginia (ot)			10-9
F.2	h	L 86-88	Maryland			10-10
F.6	a	W 89-83	at Wake Forest			11-10
F.9	a	L 68-80	at Connecticut	19/19		11-11
F.14	a	L 67-82	at Clemson			11-12
F.17	h	L 63-64	Miami			11-13
F.23	a	L 84-92	at Virginia Tech			11-14
F.27	a	L 58-71	at Duke	7/6		11-15
M.1	h	W 87-79	Wake Forest (ot)			12-15
M.3	h	L 74-76	Virginia			12-16
M.6	h	W 80-75	Clemson	24/v		13-16
M.8	a	W 86-78	at Boston College			14-16
M.13	n2	W 94-76	Virginia			15-16
M.14	n2	L 70-82	Duke	7/7		15-17

a1 - ACC/Big Ten Challenge; n1 - Paradise Jam, St. Thomas, U.S. Virgin Islands; n2 - ACC Tournament, Bobcats Arena, Charlotte, N.C.



ISMA'IL MUHAMMAD IS MOBBED BY TECH STUDENTS FOLLOWING GEORGIA TECH'S 102-101 OVERTIME VICTORY AGAINST NO. 5 WAKE FOREST IN 2005.

Wins Over No. 1

Georgia Tech vs. No. 1 (8-34)

Date	Opponent	Opp	GT	Result
2-19-49	Kentucky	1-na	nr	aL, 32-78
2-9-51	Kentucky	1-1	nr	aL, 42-75
3-2-51	Kentucky (SEC)	1-1	nr	nL, 56-82
2-9-52	Kentucky	1-1	nr	aL, 42-93
2-28-52	Kentucky (SEC)	1-1	nr	nL, 59-80
1-9-54	Kentucky	1-1	nr	aL, 53-105
2-2-54	Kentucky	1-1	nr	aL, 48-99
1-8-55	Kentucky	1-1	nr	aW, 59-58
1-31-55	Kentucky	1-1	nr	hW, 65-59
1-3-59	Kentucky	1-1	nr	aL, 62-72
1-26-59	Kentucky	1-1	nr	hL, 70-94
1-4-64	Kentucky	1-1	nr	hW, 67-76
12-29-66	UCLA	1-1	nr	aL, 72-91
1-7-80	Duke	1-1	nr	aL, 42-55
2-16-81	Virginia	1-1	nr	aL, 42-83
1-23-82	North Carolina	1-1	nr	hL, 54-66
2-15-82	Virginia	1-1	nr	hL, 52-56
3-4-82	North Carolina (ACC)	1-1	nr	nL, 39-55
1-28-84	North Carolina	1-1	nr	aL, 61-73
2-29-84	North Carolina	1-1	nr	hL, 56-69
3-23-85	Georgetown (NCAA)	1-1	6-6	nL, 54-60
1-25-86	North Carolina	1-1	4-3	aL, 77-85
2-4-86	North Carolina (ot)	1-1	2-2	hL, 77-78
3-9-86	Duke (ACC)	1-1	6-6	nL, 67-68
1-24-87	North Carolina	2-1	nr	aL, 55-92
1-11-92	Duke	1-1	14-15	aL, 84-97
2-12-92	Duke	1-1	nr-24	hL, 62-71
3-14-92	Duke (ACC)	1-1	nr	nL, 76-89
1-10-93	Duke	1-1	10-11	hW, 80-79
3-14-93	North Carolina (ACC)	1-1	nr	nW, 77-75
1-12-94	North Carolina	1-1	17-18	hW, 89-69
2-12-94	North Carolina	1-1	nr	aW, 96-89
2-12-95	North Carolina	1-1	18-15	hL, 81-85
1-8-98	North Carolina	1-1	nr	aL, 75-96
2-1-98	Duke	1-1	nr	aL, 69-90
2-25-98	Duke	1-1	nr	hL, 53-76
1-10-02	Duke	2-1	nr	aL, 79-104
2-9-02	Duke	1-1	nr	hL, 63-95
11-26-03	Connecticut	1-1	nr	nW, 77-61
1-31-04	Duke	1-1	nr	hL, 74-82
2-22-06	Duke	1-1	nr	hL, 66-73
1-16-08	North Carolina	1-1	nr	hL, 82-83

AP-UPI through 1990-91, AP-USA Today beginning in 1991-92.

NOTE: Georgia Tech ranks fourth all-time in wins vs. AP No. 1-ranked teams behind UNC (12), UCLA (10) and Maryland (9). Duke also has eight.



Tech 59, Kentucky 58 - Jan. 8, 1955

Joe Helms' jump shot with 11 seconds to play gave Georgia Tech a stunning 59-58 upset over No. 1-ranked Kentucky at Memorial Coliseum, ending the Wildcats' 129-game home winning streak. Kentucky had not lost a Southeastern Conference game in 16 years and were riding a 32-game winning streak, but trailed 26-23 at the half and 38-30 in the second half. Still, the Wildcats led by three with 1:14 left. After Kentucky missed a pair of free throws, Tech's Bobby Kimmel was fouled on the rebound and hit two free throws to pull the Jackets within one. With Kentucky's Bill Evans trying to run out the clock, Kimmel tied him up and Helms snatched the ball and then let fly with the winning shot.

Tech 65, Kentucky 59 - Jan. 31, 1955

Just 23 days after stunning No. 1 Kentucky on its homecourt, Georgia Tech again downed the mighty Wildcats, 65-59, at Heisman Gym. Tech's backcourt of Bobby Kimmel and Joe Helms combined for 44 points, and the Yellow Jackets connected on 25 free throws to just five for the Wildcats. Tech never trailed in the game, jumping to a 15-8 lead in the early going. Kentucky pulled within 18-16 but could get no closer as the Jackets took a 32-24 lead into the intermission. In the second half, Tech went ahead by as many as 14 points, leading 58-44 with six minutes to play.

Tech 76, Kentucky 67 - Jan. 4, 1964

Kentucky native R.D. Craddock scored 25 points as Georgia Tech shocked the top-ranked Wildcats, 76-67, at Alexander Memorial Coliseum. Charlie Spooner added 16 points and Mick Stenftenagel 15 for the Jackets as Tech head coach Whack Hyder recorded his ninth victory over Adolph Rupp's Wildcats, including three wins over No. 1-ranked Kentucky teams. Craddock, who was 5-for-8 from the field and 15-for-17 from the foul line, scored 19 points in the second half as Tech rallied from a 32-30 halftime deficit to lead by as many as 13 points. Leading 48-43, Tech scored seven straight points on field goals by Craddock and Jim Caldwell and three free throws by Bill Edison, to go up 55-43 with 10:35 to play and then held off the Wildcats with free throw shooting, hitting 17 in a row in one stretch.

Tech 80, Duke 79 - Jan. 10, 1993

Freshman Drew Barry came off the bench to record 11 points, five assists and four steals, as No. 10 Georgia Tech knocked off No. 1-ranked Duke, 80-79, at Alexander Memorial Coliseum, ending a 23-game winning streak for the defending national champions. Barry and freshman Martice Moore combined for 15 of Tech's 19 points during a second half stretch in which the Jackets took a 76-74 lead with 1:04 to go. Tech began the game with a 12-0 run and led by as many as 14 in the first half before Duke pulled within 44-37 at the half. The Blue Devils led 60-59 when Moore's three-pointer put Tech ahead 62-60 with 8:47 left. Duke tied the score three times after that but never led.

At left, Bobby Cremins exhorts the Alexander Memorial Coliseum crowd during the closing moments of Tech's 80-79 upset of the No. 1-ranked Blue Devils in 1993. Isma'il Muhammad, above right, scored 22 points to help beat UConn in December of 2003, and won the MVP trophy at the Preseason NIT.

Tech 77, North Carolina 75 - Mar. 14, 1993

James Forrest had 27 points and 10 rebounds to lead Georgia Tech to a 77-75 victory over top-ranked North Carolina in the championship game of the ACC Tournament at the Charlotte (N.C.) Coliseum. The Tar Heels led by one point midway through the second half when Forrest ignited an 11-0 run that put Tech up 66-58 with six minutes to play. Forrest hit 11 of 19 field goals against the Heels as he averaged 26.7 points and shot 69 percent for the tournament.

Tech 89, North Carolina 69 - Jan. 12, 1994

Travis Best had 27 points, nine assists and only one turnover and James Forrest added 22 points as Georgia Tech downed its third straight No. 1-ranked team with an 89-69 upset over North Carolina at Alexander Memorial Coliseum. After leading by as many as 13 in the first half, Tech held a 38-35 advantage at the intermission. The score was tied at 44-44 with 16 minutes to play when Fred Vinson came off the bench to hit three three-pointers and another long jumper, helping Tech build a 66-56 lead with 8:03 remaining.

Tech 96, North Carolina 89 - Feb. 12, 1994

Fred Vinson scored a career-high 26 points, 24 of them on eight three-pointers, and James Forrest added 25 points and 17 rebounds as Georgia Tech knocked off a No. 1 ranked team for the fourth straight time with a 96-89 win at North Carolina. Tech hit a school-record 15 three-pointers in defeating a top-ranked Tar Heel team for the third time in less than a year. Tech trailed by 15 points in the first half and stayed close only by nailing nine treys, five by Vinson. Trailing 48-41, Tech opened the second half with three straight threes. Travis Best gave Tech the lead for good, 85-84, with 1:54 left when he drained a 15-footer as the shot clock expired, and the Jackets hit nine of 10 free throws in the final minute to seal the win.

Tech 77, Connecticut 61 - Nov. 26, 2003

In the semifinals of the Preseason NIT in Madison Square Garden, Georgia Tech made the most of its pressure defense to create turnovers and fastbreak opportunities to create the runaway victory. B.J. Elder and Isma'il Muhammad led the way with 22 points each, while the Yellow Jackets held the Huskies' All-Americans, guard Ben Gordon and center Emeka Okafor, to 22 total points between them. UConn managed to shoot just 37.9 percent from the floor, made just 1 of 10 three-point attempts and 10 of 30 free throw tries. Tech finished the first half with a 7-2 run for a 42-35 lead, then extended the advantage to as many as 19 in the second half while holding the Huskies to just 26 points after intermission.

Tech in the National Rankings

1959-60

Date	AP	UPI	W-L
Final	-	8	22-6

1962-63

Date	AP	UPI	W-L
Dec. 24	-	18	5-0
Dec. 31	-	13	7-0
Jan. 7	7	7	9-0
Jan. 14	7	6	11-0
Jan. 21	7	6	12-1
Jan. 28	6	6	14-1
Feb. 4	6	6	16-1
Feb. 11	10	9	17-3
Feb. 18	-	10	18-4
Feb. 25	10	12	20-4

1977-78

Date	AP	UPI	W-L
Feb. 27	-	18	14-11

1983-84

Date	AP	UPI	USA	W-L
Jan. 17	-	-	25	11-2
Jan. 24	-	-	19	13-2
Jan. 31	18	-	16	14-4
Feb. 7	18	-	16	15-5
Feb. 14	-	-	24	15-7

1984-85

Date	AP	UPI	USA	W-L
Dec. 4	15	14	14	3-0
Dec. 11	12	14	11	3-0
Dec. 18	13	13	10	4-1
Jan. 8	9	10	10	10-2
Jan. 15	17	15	15	11-3
Jan. 22	16	17	15	13-3
Jan. 29	8	9	9	15-3
Feb. 5	10	7	8	16-4
Feb. 12	6	T5	5	18-4
Feb. 19	8	9	9	18-5
Feb. 26	10	13	12	19-6
Mar. 12	6	6	6	24-7
Final	6	6	4	27-8

1985-86

Date	AP	UPI	USA	W-L
Preseason	1	2	1	0-0
Nov. 25	2	2	2	0-0
Dec. 2	5	4	5	1-1
Dec. 9	T5	6	5	4-1
Dec. 16	7	7	5	4-1
Dec. 23	7	6	6	7-1
Dec. 30	6	6	6	9-1
Jan. 6	5	5	5	11-1
Jan. 13	5	5	5	14-1
Jan. 20	4	3	2	15-1
Jan. 27	3	3	3	16-2
Feb. 3	2	T2	2	17-2
Feb. 10	5	5	4	18-4
Feb. 17	5	5	4	19-4
Feb. 24	4	T3	4	21-4
Final	6	6	6	23-5

1986-87

Date	AP	UPI	USA	W-L
Preseason	6	10	13	0-0
Dec. 1	15	-	18	1-1
Dec. 8	16	-	17	3-1
Dec. 15	15	-	15	3-2
Dec. 22	19	-	19	5-2
Dec. 29	18	-	20	6-2
Jan. 5	-	-	19	7-3
Jan. 12	-	-	24	7-4
Jan. 19	-	-	23	9-4
Jan. 26	-	-	-	9-7
Feb. 2	-	-	-	11-7
Feb. 9	-	-	-	13-7
Feb. 16	-	-	23	15-7
Feb. 23	-	-	-	16-9
Mar. 2	-	-	-	16-11

1987-88

Date	AP	UPI	USA	W-L
Preseason	18	19	16	0-0
Nov. 30	-	-	20	1-1
Dec. 7	-	-	20	3-1
Dec. 14	-	-	19	4-1
Dec. 21	-	20	22	6-1
Dec. 28	-	-	-	6-2
Jan. 4	-	-	-	9-2
Jan. 11	-	-	23	11-2
Jan. 18	-	-	-	12-3
Jan. 25	-	-	-	13-4
Feb. 1	-	-	-	14-5
Feb. 8	-	-	-	15-6
Feb. 15	-	-	22	17-6
Feb. 22	20	16	15	19-6
Feb. 29	13	15	16	21-6
Mar. 7	18	18	18	21-8

1988-89

Date	AP	UPI	USA	W-L
Preseason	13	16	-	0-0
Nov. 21	14	16	12	0-0
Nov. 28	12	12	12	2-0
Dec. 5	12	12	10	3-0
Dec. 12	11	11	10	4-0
Dec. 19	16	16	17	4-1
Dec. 26	17	17	18	5-1
Jan. 2	19	16	19	7-2
Jan. 9	19	16	18	9-2
Jan. 16	-	20	24	10-4
Jan. 23	-	19	21	11-5
Jan. 30	-	-	23	12-6
Feb. 6	20	T20	19	14-6
Feb. 13	-	-	21	16-7
Feb. 20	-	-	24	17-8
Feb. 27	-	-	23	19-9
Mar. 6	-	-	22	20-10
Final	-	-	-	20-12

1989-90

Date	AP	UPI	USA	W-L
Preseason	15	22	23	0-0
Nov. 27	21	19	21	1-0
Dec. 4	18	T18	16	3-0
Dec. 11	15	16	15	4-0
Dec. 18	14	13	12	5-0
Dec. 25	14	13	12	6-0
Jan. 2	12	12	11	8-0
Jan. 8	9	9	9	10-0
Jan. 15	T11	11	9	11-1
Jan. 22	T13	11	6	12-2
Jan. 29	17	15	16	12-4
Feb. 5	16	15	14	14-4
Feb. 12	13	11	10	16-4
Feb. 19	8	6	6	19-4
Feb. 26	11	11	11	20-5
Mar. 5	14	13	13	21-6
Mar. 12	*9	*7	8	24-6
Final	-	-	3	28-7

1990-91

Date	AP	UPI	USA	W-L
Preseason	16	17	15	0-0
Nov. 27	14	14	14	1-0
Dec. 4	20	20	19	2-1
Dec. 11	23	T21	19	3-2
Jan. 1	24	25	-	7-3
Jan. 8	24	22	25	9-3
Jan. 22	-	25	25	10-5
Jan. 29	23	T22	25	12-5

1991-92

Date	AP	USA	W-L
Preseason	23	24	0-0
Nov. 25	18	18	2-0
Dec. 2	17	16	3-1
Dec. 9	13	13	5-1
Dec. 16	13	13	6-1
Dec. 23	13	13	7-2
Dec. 30	15	11	8-2
Jan. 6	14	15	11-2
Jan. 13	16	14	12-3
Jan. 20	18	17	13-4
Jan. 27	20	18	14-5
Feb. 3	24	20	15-6
Feb. 10	-	24	16-7
Final	-	21	23-12

1992-93

Date	AP	USA	W-L
Preseason	14	15	0-0
Nov. 24	14	15	0-0
Nov. 30	13	15	0-0
Dec. 7	17	17	1-1
Dec. 14	17	16	2-1
Dec. 21	16	15	4-1
Dec. 28	14	T13	5-1
Jan. 4	10	11	7-1
Jan. 11	8	8	9-1
Jan. 18	16	16	9-3
Jan. 25	18	17	10-4
Feb. 1	22	22	11-5
Feb. 8	-	24	12-6
Mar. 15	18	20	19-10

1993-94

Date	AP	USA	W-L
Preseason	14	15	0-0
Nov. 22	13	15	0-0
Nov. 29	16	17	0-1
Dec. 6	17	17	3-1
Dec. 13	14	14	4-1
Dec. 20	14	15	6-1
Dec. 27	15	15	7-1
Jan. 3	12	13	9-1
Jan. 10	17	18	9-3
Jan. 17	17	17	10-4
Jan. 24	21	19	11-5
Feb. 14	25	-	13-9
Feb. 21	23	-	14-9

1994-95

Date	AP	USA	W-L
Preseason	23	22	0-0
Nov. 21	22	22	0-0
Nov. 28	20	19	1-0
Dec. 5	17	15	4-0
Dec. 12	14	13	5-0
Dec. 19	18	19	6-1
Dec. 26	17	16	7-1
Jan. 2	24	20	8-3
Jan. 9	22	17	9-4
Jan. 16	22	18	9-5
Jan. 23	21	21	11-6
Jan. 30	21	20	13-6
Feb. 6	18	15	15-6
Feb. 13	20	17	15-8
Feb. 20	24	22	16-9

1995-96

Date	AP	USA	W-L
Preseason	27	35	0-0
Nov. 20	25	20	2-0
Nov. 27	20	20	3-1
Dec. 4	16	15	5-1
Dec. 11	19	20	5-2
Dec. 18	21	18	6-3
Jan. 29	25	-	13-8
Feb. 19	23	22	16-10
Feb. 26	18	20	18-10
Mar. 4	18	18	20-10
Mar. 11	13	15	22-11
Final	13	13	24-12

1997-98

Date	AP	USA	W-L
Dec. 1	22	23	4-0
Dec. 8	24	23	5-1
Dec. 22	-	23	7-2

2003-04

Date	AP	USA	W-L
Dec. 1	13	15	5-0
Dec. 8	10	11	7-0
Dec. 15	5	6	8-0
Dec. 22	4	4	10-0
Dec. 29	3	3	11-0
Jan. 5	8	8	12-1
Jan. 12	12	14	12-2
Jan. 19	11	13	14-2
Jan. 26	14	16	15-3
Feb. 2	15	16	16-4
Feb. 9	15	16	17-5
Feb. 16	18	16	18-6
Feb. 23	18	20	19-7
Mar. 1	19	22	20-8
Mar. 8	14	18	22-8
Mar. 15	*14	15	23-9
Apr. 6 (final)	14	3	28-10

Tech vs. Ranked Teams

Year	vs. Ranked Teams	vs. Top 10
1949-50	0-2	0-2
1950-51	0-4	0-4
1951-52	0-3	0-3
1952-53	0-1	0-1
1953-54	0-4	0-2
1954-55	3-2	2-0
1955-56	0-5	0-4
1956-57	1-4	0-4
1957-58	3-2	2-0
1958-59	2-6	0-4
1959-60	3-1	0-1
1960-61	0-3	0-1
1961-62	0-3	0-3
1962-63	4-1	2-1
1963-64	3-2	2-1
1964-65	0-2	0-0
1965-66	0-2	0-0
1966-67	1-2	1-1
1967-68	0-2	0-1
1968-69	0-3	0-1
1969-70	2-4	2-1
1970-71	0-4	0-1
1971-72	0-4	0-3
1972-73	0-4	0-3
1973-74	0-5	0-3
1974-75	0-6	0-3
1975-76	1-7	1-3
1976-77	2-6	1-1
1977-78	1-5	0-3
1978-79	0-0	0-0
1979-80	1-7	0-3
1980-81	0-11	0-7
1981-82	0-9	0-5
1982-83	0-6	0-5
1983-84	3-5	2-2
1984-85	12-3	7-3
1985-86	2-5	1-5
1986-87	2-7	0-4
1987-88	1-3	1-3
1988-89	2-7	2-4
1989-90	7-3	1-3
1990-91	6-6	2-3
1991-92	4-8	2-4
1992-93	7-6	5-4
1993-94	5-4	3-3
1994-95	3-9	2-4
1995-96	6-7	2-6
1996-97	0-11	0-5
1997-98	1-7	0-5
1998-99	1-8	1-6
1999-00	1-7	0-4
2000-01	5-9	3-5
2001-02	3-7	0-6
2002-03	2-6	1-3
2003-04	9-6	4-3
2004-05	2-8	2-7
2005-06	2-6	0-1
2006-07	4-6	1-2
2007-08	1-7	0-4

vs. All Ranked Teams:
118-293 (90-169 since 1981-82)

vs. Top 10 Teams:
55-174 (42-105 since 1981-82)

2004-05

Date	AP	USA	W-L
Preseason	3	4	0-0
Nov. 15	3	4	0-0
Nov. 22	3	3	1-0
Nov. 29	4	4	3-0
Dec. 6	3	3	5-0
Dec. 13	3	3	6-0
Dec. 20	9	9	7-1
Dec. 27	9	9	8-1
Jan. 3	9	10	9-2
Jan. 10	8	8	11-2
Jan. 17	12	15	11-4
Jan. 24	22	21	11-5
Jan. 31	25	23	12-6
Mar. 14	*25	25	19-11
Apr. 5 (final)	25	nr	20-12

*AP's final poll was released the Monday after conference tournaments

2006-07

Date	AP	USA	W-L
Preseason	23	21	0-0
Nov. 13	23	21	1-0
Nov. 20	19	19	3-0
Nov. 27	21	24	5-1
Dec. 4	25	nr	6-2

Fantastic Finishes

Georgia Tech 62, Kentucky 60 — Jan. 30, 1961

All-America guard Roger Kaiser nailed a baseline jumper as time expired to give Georgia Tech a 62-60 upset over Kentucky at Alexander Memorial Coliseum.

After Kentucky's Carroll Burchett tied the score at 60-60 with a tip-in with 30 seconds left, Kaiser took the ball and dribbled most of the clock away. With time running out, he drove to the baseline, shook off two defenders, and fired from the left corner as the buzzer sounded.

Despite playing with a broken thumb on his shooting hand, Kaiser connected on 7-of-15 from the field and 15-of-19 from the free throw line for a game-high 29 points, leading Tech to its third victory in four games over Kentucky.

Georgia Tech 86, Kentucky 85 (2 OT) — Jan. 5, 1963

Mike Tomasovich scored the winning points on a pair of free throws with seven seconds left in the second overtime as Georgia Tech upset sixth-ranked Kentucky, 86-85, at Memorial Gymnasium in Lexington, Ky.

Kentucky tied the score at 70-70 on a basket by Roy Roberts with 20 seconds left in regulation, and then Scotty Baesler's shot with 1:09 left in the first overtime tied the game at 76. In the second extra session, Tech's R.D. Craddock hit two free throws to put Tech ahead, 84-81, with 19 seconds left. After a tip-in pulled the Wildcats within one, Tomasovich sealed the win with two more free throws.

Georgia Tech 76, St. Bonaventure 71 (2 OT) — Mar. 25, 1971

Rich Yunkus' field goal tied the game with less than a minute left in regulation, and then Georgia Tech survived two potential game-winning free throws with no time left in the first overtime to defeat St. Bonaventure, 76-71, in double overtime in the National Invitation Tournament semifinals at Madison Square Garden.

With the score tied at 67-67 in the first overtime, Tech guard Jim Thorne missed the front end of a one-and-one with nine seconds left. St. Bonaventure's Paul Hoffman launched a desperation shot at the buzzer that missed, but the Yellow Jackets' Frank Samoylo was called for a foul, giving Hoffman a pair of free throws with no time left. Hoffman missed both shots, forcing the second extra session.

DOUBLE-OT

Bruce Dalrymple (45) leads the celebration after Tech's double-overtime win over Maryland in 1984.

KAISER PERMANENTE

In one of Tech's thrilling victories over Kentucky, Roger Kaiser nailed the game-winning shot as time expired (see ball coming through the net) to lift the Yellow Jackets over the Wildcats, 62-60. Kaiser scored 29 points despite playing the game with a broken thumb.

Thorne, who finished with a game-high 27 points, scored Tech's first basket with 3:09 left in the second overtime, and the Jackets coasted to a 76-71 victory. Yunkus added 19 points and 12 rebounds for Tech.

Georgia Tech 64, Maryland 58 (OT) — Mar. 11, 1983

Freshmen Mark Price and John Salley combined for 31 points to lead Georgia Tech to a 64-58 overtime victory over Maryland in the opening round of the 1983 ACC Tournament in The Omni in Atlanta.

Price, who managed 15 points and eight rebounds, and Salley, who chipped in 16 points, combined to score 11 of Tech's 12 points in the overtime session as the Jackets captured their first-ever victory in the ACC Tournament.

Georgia Tech 68, Wake Forest 66 — Jan. 7, 1984

Junior Scott Petway capped a game-long comeback with a 15-foot jump shot with just three seconds remaining in the game to give Georgia Tech a 68-66 victory at Alexander Memorial Coliseum.

Petway's shot gave the Jackets their first lead since the red-haired forward had scored the game's first points. After Wake's Anthony Young missed the front end of a one-and-one with 1:05 left, Salley grabbed the rebound. Tech ran the clock down to 11 seconds before calling a timeout. Petway was supposed to get the ball to either Mark Price, who had 19 points and six assists, or Yvon Joseph, but when both were covered, Petway dribbled to the left baseline and drilled the shot.

Tech trailed 52-42 with 14:42 remaining but fought back to within two, 62-60, on Mark Price's 19-footer at 6:07, and baskets by Joseph tied the score at 64 with 2:50 left and then at 66 with 1:11 on the clock.

Georgia Tech 72, Virginia 71 (3 OT) — Jan. 23, 1984

Georgia Tech's John Salley hit a pair of free throws for a four-point lead with 59 seconds left in the third overtime and then the Yellow Jackets survived a three-point play by Rick Carlisle and a last-second missed shot by Othell Wilson for a 72-71 victory over 19th-ranked Virginia at Alexander Memorial Coliseum.

Tech scored eight straight points in the second half to take an eight-point lead with 12:37 left in regulation, but the Cavaliers responded with a 13-2 run to take a 46-45 lead with 6:36 to play. From there, the lead changed hands almost every possession until Tech, with the score tied at 51-51, held the ball for more than four minutes for the last shot. But Carlisle fouled Scott Petway with 10 seconds left and Petway missed the front end of the one-and-one. At the other end, Wilson and Jim Miller missed shots as time expired.

Fantastic Finishes

After the two teams failed to score in the first overtime, Tech fell behind by five in the second session, trailing 60-55 with 1:28 left. But the Jackets called timeout and then scored the next four times down the floor, including two free throws by Yvon Joseph with 10 seconds left to force the third overtime.

Bruce Dalrymple scored Tech's first basket of the third overtime, and his only field goal of the night, for a 65-63 lead the Jackets would not relinquish. After Petway fouled out, Anthony Byrd came off the bench to make four straight free throws, but his charging foul with 36 seconds left led to Wilson's final shot, which bounced off the back of the rim at the buzzer.

Georgia Tech 71, Maryland 70 (2 OT) — Feb. 4, 1984

John Salley completed a three-point play with eight seconds left in the second overtime to give Georgia Tech a three-point lead as the 18th-ranked Yellow Jackets knocked off No. 9 Maryland, 71-70, in double overtime at the Thrillerdome.

After Maryland's Jeff Adkins tied the score at 68-68 with a pair of free throws with 1:23 left in the second overtime, Tech ran the clock down until Mark Price drove to the basket with about 14 seconds left. He found Salley alone under the basket, and Tech's 7-0 center put the ball off the glass and drew a foul from Herman Veal. After two Maryland timeouts, Salley hit the free throw, rendering meaningless a field goal by the Terps' Keith Gatlin with four seconds left.

Tech fell behind by as many as 11 points in the second half and trailed 62-55 after Veal's jumper with 6:01 left, but the Jackets held Maryland scoreless for the remainder of regulation and Anthony Byrd hit the tying basket with a foul line jumper with 1:57 left. Byrd again tied the score with a jumper with 1:06 left in the first overtime to force the second extra session.

Georgia Tech 66, NC State 64 — Dec. 16, 1984

Mark Price's 20-foot jump shot with one second left gave 12th-ranked Georgia Tech a 66-64 victory over No. 9 NC State in the Rambling Wreck's first win at Raleigh since joining the ACC.

Tech fell behind by 13 points in the first half and did not lead until six minutes into the second half. The Jackets held State to just two points in the final four minutes, and with 24 seconds left and the score tied, Tech took the ball away as Yvon Joseph forced a jump ball with Ernie Myers to set up Price's heroics.

Tech trailed 29-16 with 6:42 remaining in the first half before scoring eight straight points in a 73-second span late in the half to pull within 37-30 at the intermission.

Georgia Tech 70, Maryland 69 — Dec. 28, 1984

Mark Price hit a driving layup with three seconds left to give 10th-ranked Georgia Tech a 70-69 victory over Maryland and the championship of the Rainbow Classic in Honolulu, Hawaii.

Maryland's Adrian Branch, who scored 27 points, had given the Terps a one-point lead with a 20-foot baseline jumper with 41 seconds to play and had another chance to be the hero in the closing seconds. After Price's shot went in, Maryland's Jeff Adkins tried to inbound the ball from midcourt to Len Bias with two seconds left, but Tech's Scott Petway deflected the pass. Branch grabbed the ball in mid-air and shot a desperation 25-footer than rimmed out.

Georgia Tech 64, Maryland 62 — March 8, 1986

Sophomore forward Duane Ferrell's steal, drive and dunk with just one second remaining gave Georgia Tech a dramatic, 64-62 win over Maryland and sent the Yellow Jackets into the finals of the ACC Tournament for the second straight year at the Greensboro Coliseum.

Tech had fought back from a 45-37 second half deficit to forge a tie at 62-all. But Tech's all-America guard Mark Price committed a turnover with five seconds remaining to give the ball to Maryland. But Ferrell stepped in and stole the inbounds pass at midcourt, then drove the length of the floor for the dunk and the win.

BUZZER-BEATERS

Dennis Scott hit last-second, game-winning shots against DePaul in 1988 (above) and North Carolina in 1989 (top photo).

Georgia Tech 78, Georgia 77 — Dec. 5, 1987

In one of the most dramatic endings of this classic rivalry, reserve forward Anthony Sherrod made the play of his career, scoring off a missed shot at the buzzer to give Georgia Tech a stunning 78-77 win over arch-rival Georgia at The Omni.

Georgia had come from 14 points down in the second half to take a 77-76 lead on a shot by Milt Blakely with seven seconds to play. Tech called time and Sherrod inbounded the ball to Dennis Scott, who had 23 points, at the far end of the floor for the final shot. Scott's shot, though, was off, but Sherrod, who had hustled the length of the floor, beat his man to the glass and the ball, putting the rebound shot through as the horn went off.

Georgia Tech 62, Louisville 61 — Jan. 6, 1988

Tom Hammonds' 12-foot jumper gave Georgia Tech a one-point lead with seven seconds left and then the Yellow Jackets withstood a final shot by Louisville for a 62-61 victory at Freedom Hall.

Down 59-57, freshman Dennis Scott hit a three-pointer at 1:12 to the Jackets a one-point lead. Louisville answered 39 seconds later with a 12-foot jumper by Mike Abrams. After a timeout, Hammonds hit nothing but net from the right baseline. Louisville inbounded with seven seconds left and LaBradford Smith drove the length of the floor, but his shot from 16 feet bounced off the rim and fell away.

Georgia Tech 71, DePaul 70 — Feb. 6, 1988

Freshman Dennis Scott stunned a national television audience and a capacity Thrillerdome crowd with a dramatic three-point field goal at the buzzer to give the Jackets another miracle, 71-70, victory over nationally-ranked DePaul. Scott, who was just 3-for-13 prior to his 28-foot game-winner, had just missed a similar shot seconds before. But a DePaul player missed two free throw attempts, and when given a second opportunity, Scott's shot was true, giving Tech the win as the fans stormed the court.

Georgia Tech 76, North Carolina 74 — Mar. 1, 1989

Sophomore Dennis Scott's reputation as a clutch shooter was crystallized as his three-point field goal with just two seconds remaining gave Georgia Tech a stunning, 76-74 upset of North Carolina at Alexander Memorial Coliseum.

The game looked out of reach with Tech's Karl Brown at the line for two free throws and the Jackets trailing by three points. But Brown made both charity tosses and when UNC's Kevin Madden attempted to inbound the ball, Scott stole the pass from North Carolina's Scott Williams. Scott, who had a game-high 28 points, then turned and fired up a 23-foot three pointer which hit nothing but net for a 76-74 Tech victory.

Georgia Tech 93, Pittsburgh 92 — Dec. 5, 1989

Dennis Scott poured in a career-high 42 points, including the game-winner as time expired to give Georgia Tech a 93-92 victory over Pitt in the ACC-Big East Challenge at Hartford, Conn. With Tech clinging to a one-point lead, Brian Oliver fouled Pitt's Jason Matthews, who made both free throws to put the Panthers ahead by one with nine seconds to play. Tech called timeout with six seconds left to set up a play for Scott, who was scoreless in the final four minutes until his game-winning shot, a leaning, left-hander from about eight feet.

Pitt used a 21-0 run to open a 26-5 lead in the first half, but Tech fought back, closing to within eight points at the half. The Jackets took their first lead at 83-81 with 6:01 left, spurred by three three-pointers by Scott.

Georgia Tech 81, Michigan St. 80 (OT) — Mar. 23, 1990

Kenny Anderson's controversial 20-foot jumper at the buzzer tied the game and Dennis Scott hit the game winner with a 12-foot hook shot with seven seconds remaining in overtime as Georgia Tech knocked off top-seeded Michigan State, 81-80, in the Southeast Regional Semifinal in New Orleans.

With the Spartans leading 75-73, Steve Smith missed the front end of a one-and-one with five seconds left, and Anderson, who had 31 points, took the rebound and raced down the court. The basket was originally called a three, but his foot was just inside the three-point line at the top of the key, forcing the overtime. Scott scored 18 points for Tech, while Smith led all scorers with 32 points.

Georgia Tech 112, Georgia 105 (3 OT) — Dec. 19, 1990

In a game many believe to be the greatest in Georgia Tech history, the Yellow Jackets used a 40-point outing by sophomore guard Kenny Anderson to overcome foul trouble and arch-rival Georgia for a thrilling 112-105, triple overtime victory at The Omni.

Anderson, who tied the game with a shot at the buzzer at the end of the second overtime, netted eight points in the third extra session to lead the Jackets to the win. But Tech, which lost starters Jon Barry, Malcolm Mackey and Bryan Hill to foul trouble, turned to clutch performances from a pair of little-used reserves in guard Brian Domalik and center James Munlyn.

Domalik's three-pointer at the buzzer in the first overtime tied the score at 90-all, while Munlyn scored five points and grabbed five rebounds in the final two OT sessions to lead the Jackets to the emotional victory.



FREE BASKETBALL

Kenny Anderson (above) is mobbed by teammates after his desperation basket at the end of regulation rescued Tech against Michigan State in the 1990 NCAA Regional Semifinals. Brian Domalik (right) drained a three-pointer at the buzzer in the first overtime, helping Tech outlast Georgia in triple-OT in 1990.

Georgia Tech 88, North Carolina 86 — Jan. 27, 1991

Georgia Tech's Malcolm Mackey completed a three-point play with three seconds left for an 88-86 victory at seventh-ranked North Carolina, capping a 16-point, second-half rally by the Yellow Jackets.

With star point guard Kenny Anderson double-teamed, Bryan Hill took the ball with 11 seconds left, drove the length of the floor and into the lane, where he dished to Mackey for the winning basket. UNC's Rick Fox drove the baseline for an apparent game-tying layup at the buzzer, but the shot was ruled late.

Tech trailed by 16 points when Jon Barry's three-pointer cut the deficit to 56-43 with 16:45 left. Barry hit another trey four minutes later at 12:44 to give the Jackets a 60-59 lead. Hill followed with a dunk to complete Tech's 22-3 run.

Georgia Tech 67, Maryland 65 — Feb. 9, 1992

With Georgia Tech and Maryland tied at 65 and just 0.2 seconds on the clock, freshman James Forrest caught an inbounds pass from under the Tech basket and swished the game-winning shot for the 67-65 victory at College Park.

Maryland's Walt Williams tied the score at 65 with a pair of free throws, and Tech, which had trailed by seven points at the five minute mark, took possession with less than 45 seconds to play. After a Tech timeout with 10.8 seconds left, Forrest's shot was swatted out of bounds by Williams, leaving 0:00.2 seconds on the clock. Jon Barry inbounded the ball to Forrest, who leaped in the air from near the foul line, caught the ball and sank a 12-footer at the buzzer.

Fantastic Finishes

MIRACLE IN MILWAUKEE

TECH'S BENCH ERUPTS AFTER JAMES FORREST NAILS A THREE-POINT SHOT OFF AN INBOUNDS PLAY AT THE BUZZER, LIFTING THE YELLOW JACKETS OVER USC IN THE SECOND ROUND OF THE 1992 NCAA TOURNAMENT.



DEVIL OF A SWEEP

AFTER GIVING UP A SEVEN-POINT LEAD IN REGULATION, TECH DEFEATED DUKE IN OVERTIME, 73-71, CAPPING A SEASON SWEEP OF THE BLUE DEVILS, WHEN STEPHON MARBURY (RIGHT) DRAINED A 12-FOOT TURNAROUND JUMPER WITH 12 SECONDS LEFT.

Georgia Tech 79, Southern Cal 78 — Mar. 21, 1992

In a game nicknamed the "Miracle in Milwaukee," freshman forward James Forrest made a miraculous 25-foot three-pointer at the buzzer to give Georgia Tech a stunning 79-78 victory over Southern Cal in the second round of the NCAA Midwest Regional at the Bradley Center in Milwaukee, Wis.

USC had overcome an early 12-point Tech lead in this one to take a 39-38 advantage at the half. The Trojans held the lead throughout the second half, but the Jackets, behind guard Jon Barry who had 20 points, Travis Best (16) and Malcolm Mackey (16), tied the game at 76-all.

After USC's Rodney Chatman hit a six-foot jumper with 2.2 seconds remaining for a 78-76 advantage, Barry had the ball knocked out of bounds near midcourt by a USC player with just eight tenths of a second remaining. But on the inbounds pass, Tech's Matt Geiger barely found Forrest open, and the Atlanta freshman let fly with a 25-foot heave that swished through the net, advancing Tech to the Midwest Regional semifinals in Kansas City.

Georgia Tech 87, Louisville 85 — Dec. 19, 1992

Sophomore James Forrest sank another miracle shot by connecting for a three-pointer at the buzzer to give the Yellow Jackets a thrilling 87-85 victory over Louisville in the first basketball game played in the Georgia Dome before 28,885 fans, the largest crowd ever to witness a basketball game in the state of Georgia.

Forrest, who led all scorers with 27 points, negated a Cardinal comeback that had seen Louisville grab the advantage-only its second lead of the second half-on a pair of free throws by Greg Minor with 2.7 seconds remaining. Tech's Malcolm Mackey inbounded to Bryan Hill at midcourt, where he called timeout with 1.9 seconds left. The intended shooter, freshman Martice Moore, was denied, but Hill found Forrest at the top of the key. Forrest turned and fired from 23 feet as Minor flew at him.

Georgia Tech 71, St. John's 69 — Dec. 29, 1993

Center Ivano Newbill's layup with just 3.6 seconds left barely beat the shot clock and gave Georgia Tech a 71-69 victory over St. John's and the championship of the ECAC Holiday Festival at Madison Square Garden.

With the shot clock winding down and the ball in the hands of Tech point guard Travis Best, St. John's center Shawnelle Scott went to the three-point arc to prevent a shot by Best, who then found Newbill alone under the basket for the game-winner.



FORREST FIRE

IN THE FIRST COLLEGE BASKETBALL GAME PLAYED AT THE GEORGIA DOME IN 1992, JAMES FORREST TOOK AN INBOUNDS PASS NEAR THE CENTER CIRCLE AND SANK A THREE-POINTER THAT GAVE TECH AN 87-85 VICTORY OVER LOUISVILLE. FORREST ALSO KNOCKED DOWN A THREE ON AN INBOUNDS PLAY TO DEFEAT SOUTHERN CALIFORNIA IN THE 1992 NCAA TOURNAMENT.

Georgia Tech 73, Duke 71 (OT) — Feb. 7, 1996

Stephon Marbury hit a 12-foot turnaround jumper in the lane with 12 seconds left in overtime for the winning basket in Georgia Tech's 73-71 victory over Duke at Alexander Memorial Coliseum. Duke's Ricky Price sent the game into overtime with a three-pointer at the end of regulation, capping a 12-5 run by the Blue Devils.

Georgia Tech 62, Georgia 61 — Dec. 3, 1996

A three-pointer by Matt Harpring, followed by two more treys by Michael Maddox ignited a 14-point spurt as Georgia Tech rallied from 11 points down in the final four minutes for a 62-61 victory over Georgia in the Bulldogs' first visit to Alexander Memorial Coliseum since 1980.

Trailing 59-48, Tech began its run with a steal by Jon Babul and a hard foul on Kevin Morris by Georgia's Derrick Dukes on the ensuing fast break, inciting the crowd. Morris hit both free throws to pull Tech within eight with four minutes to go.

Harpring nailed his trey at 3:41. Back-to-back three-pointers by Maddox followed, the second of which put Tech ahead, 60-59, with 2:27 to play. Maddox, who had a career high 18 points, knocked away a pass by Georgia's Jon Nordin, leading to a pair of Harpring free throws and a three-point lead with 2:05 left. Georgia's G.G. Smith hit two free throws to cut the Jackets' advantage to one, and after a Tech turnover, the Bulldogs had the ball back with just over a minute to play but never managed to get a shot off.

Georgia Tech 84, Georgia 79 (OT) — Dec. 13, 1998

Jason Collier had 22 points, 11 rebounds and five blocked shots as the Yellow Jackets rallied from a 15-point second-half deficit for an 84-79 overtime victory over arch-rival Georgia at Alexander Memorial Coliseum. Georgia built a 65-50 advantage with 10:33 left in the second half, but would not score another field goal in regulation. Tech still trailed 72-65 when Collier hit a three-pointer to cut the deficit to four points with 1:40 to play. Then Tony Akins stole the ball and fed Collier for a layup that made the score 72-70. On Tech's next possession, Akins pounced on a loose ball and was fouled, and his free throws tied the game with 34.6 seconds left. Georgia had a shot to tie, but G.G. Smith's final shot was blocked by Collier.

Collier scored the first basket of overtime to give the Jackets their first lead since 9-7. Akins added a field goal and four free throws to help seal the win. Tech hit 12 of its last 14 shots from the field, including all four in overtime.



DOG-EAT-DAWG

After the teams played 14 straight years at the Omni, Tech and Georgia moved their series back to the campuses in 1995. The first two meetings at Alexander Memorial Coliseum saw the Yellow Jackets rally from double-digit deficits in the second half to win. In 1996, Matt Harpring and Michael Maddox led a three-point flurry to bring the Jackets back from 11 points down to win 62-61 (left photo). In 1998, Jason Collier had 22 points, 11 rebounds and five blocks in his Tech debut as the Jackets rallied from 15 points behind to defeat Georgia in OT.

Georgia Tech 111, Florida State 108 (2 OT) — Feb. 11, 1999

Georgia Tech's front line of Jason Collier and Alvin Jones combined for 58 points, 27 rebounds and five blocked shots as the Yellow Jackets outlasted Florida State, 111-108, in double overtime at Tallahassee, Fla. Collier had a career-high 30 points and 10 rebounds, while Jones went 10-for-12 from the field for a career-best 28 points, including 10 points in overtime, along with 17 rebounds. After FSU's Adrian Crawford sent the game into overtime with a running jumper with 4.6 seconds left, Jason Floyd rescued the Jackets with a three-pointer with 32.9 seconds left in the first overtime. The Seminoles, who had five players foul out, nearly forced another overtime, but Crawford's three-point attempt at the buzzer rolled off the rim. With 111 points, Tech set a school record for points in an ACC game and recorded its highest point total since the 1994-95 season. The combined 219 points was the highest score in an ACC game since Duke beat Maryland, 114-110, in overtime in 1990.

Georgia Tech 86, Kentucky 84 — Dec. 9, 2000

Shaun Fein's 10-footer off the left baseline with 1.3 seconds remaining gave Georgia Tech an 86-84 victory over Kentucky in the Delta Air Lines Classic at Philips Arena. Fein's basket, Tech's first since the 7:03 mark, came after the Yellow Jackets had squandered an 83-70 lead in the final 6:03. Kentucky had a 14-0 run to erase the deficit, taking an 84-83 lead on Tayshaun Prince's layup with 1:04 to play. Tech took a timeout with 23 seconds left to set up the game-winning play, on which Fein took a pass in the corner, faked a three-pointer, dribbled and shot.

Fantastic Finishes

Georgia Tech 82, Virginia 80 — Feb. 23, 2002

Marvin Lewis got free at the top of the key for the Yellow Jackets' 15th 3-pointer of the game and sank it with a second to go. Virginia missed four consecutive free throws in the last minute when one would likely have been enough, allowing the Jackets to rally from an 80-74 deficit. B.J. Elder hit a 3-pointer with 45 seconds left for the Yellow Jackets to start the comeback. On the final play, Tony Akins dribbled the ball to kill most of the time, then got it to Lewis off a screen at the top of the key, and he nailed it from 23 feet.

Georgia Tech 90, Maryland 84 — Feb. 9, 2003

Freshman point guard Jarrett Jack scored a career-high 20 points, banking in a crucial three-point basket with 39 seconds left after Maryland had crept to within two points. Tech never trailed after going on a 14-0 tear in the first half, leading by as many as 13 points in the game. But the Terrapins chipped away and closed to 82-80 on a three-pointer by Drew Nicholas with 1:12 remaining in the game. With the shot clock running down on Tech's ensuing possession, Jack banked in his three from straightaway to give the Jackets breathing room, then added three free throws to seal the victory.

Georgia Tech 79, Iowa 78 — Mar. 24, 2003

With 6.2 seconds remaining, B.J. Elder took an inbounds pass, drove the lane and scored the winning basket over Brody Boyd with under one second showing on the clock, lifting Tech to a second-round victory in the National Invitation Tournament at Iowa City. Tech led by as many as 18 points in the first half and led by seven at the half. But that lead quickly disappeared in the second half when Iowa shot 65.2 percent to lead by four with 4:50 to go.

Georgia Tech 83, North Carolina 82 — Mar. 12, 2004

Jarrett Jack hit a game-winning 15-footer with 1.4 seconds to play to save the Yellow Jackets after they had blown an 11-point lead over the final 8:15. Tech trailed 82-81 after Sean May made one of two free throws to put the Tar Heels up with 9.8 seconds left. After a pair of timeouts, Jack inbounded the ball to Marvin Lewis and then scrambled for position on the court. He ended up all alone at the top of the key, where Lewis found him with a crisp pass that Jack fired through the net for the game-winner.

Georgia Tech 67, Oklahoma State 65 — Apr. 3, 2004

Will Bynum, who had made game-winning baskets in Tech's two previous NCAA Tournanent wins, sent the Yellow Jackets into the national championship game by shaking loose for a layup with 1.5 seconds left to beat Oklahoma State 67-65. Tech led most of the game before John Lucas capped a furious comeback with a 3-pointer that tied it at 65 with 26.3 seconds left. After Lucas' tying shot, the Jackets called timeout. They worked the ball around to Bynum, who drove down the right side of the lane, double-clutched and banked home the winner over the outstretched arms of Ivan McFarlin.

Georgia Tech 102, Wake Forest 101 — Jan. 27, 2005

Jarrett Jack came through with two free throws with 4.4 seconds left in overtime to lead the Yellow Jackets over fifth-ranked Wake Forest. Jack had earlier missed two free throws in overtime and had a critical turnover that allowed the Deacons to tie the game in regulation. Wake Forest got the last shot, but Chris Paul missed at the buzzer. Paul had a similar chance at the end of regulation, but that attempt also fell short. Will Bynum scored a career-high 30 points, making five three-point field goals and 11 of 12 free throws.





INSTANT CLASSICS

At left, Will Bynum drives for a layup with 1.4 seconds left that lifted Georgia Tech to a 67-65 victory over Oklahoma State in the semifinals of the 2004 NCAA Final Four in San Antonio. Below left, Marvin Lewis' three-pointer with barely a second to go sank Virginia in Charlottesville in 2002. At bottom, Shaun Fein knocked down a baseline jumper at the buzzer to beat Kentucky in 2000. Below right, B.J. Elder scored on a drive at the buzzer to lift Tech to victory at Iowa in the 2003 NIT.

Tech vs. The Conferences

America East

Opponent	GP	W	L
Albany	1	0	1
Binghamton	0	0	0
Boston University	2	2	0
Hartford	0	0	0
Maine	1	1	0
Maryland-Baltimore Co.	0	0	0
New Hampshire	0	0	0
Northeastern	0	0	0
Stony Brook	0	0	0
Vermont	0	0	0
Total	**4**	**3**	**1**

Atlantic Coast

Opponent	GP	W	L
Boston College	9	7	2
Clemson	111	57	54
Duke	82	22	60
Florida State	57	27	30
Maryland	67	33	34
Miami	9	4	5
North Carolina	79	20	59
NC State	82	34	48
Virginia	67	38	29
Virginia Tech	11	3	8
Wake Forest	65	31	34
Total	**639**	**276**	**363**

Atlantic Sun

Opponent	GP	W	L
Belmont	0	0	0
Campbell	2	2	0
Central Florida	0	0	0
Florida Atlantic	0	0	0
Gardner-Webb	1	1	0
Georgia State	16	14	2
Jacksonville	9	4	5
Lipscomb	0	0	0
Mercer	41	25	16
Samford	4	4	0
Stetson	2	1	1
Total	**75**	**51**	**24**

Atlantic 10

Opponent	GP	W	L
Dayton	1	0	1
Duquesne	1	1	0
Fordham	2	2	0
George Washington	3	3	0
LaSalle	2	1	1
Massachusetts	1	0	1
Rhode Island	0	0	0
Richmond	9	5	4
St. Bonaventure	4	3	1
St. Joseph's	1	0	1
Temple	5	2	3
Xavier	2	0	2
Total	**31**	**17**	**14**

Big East

Opponent	GP	W	L
Connecticut	4	2	2
Georgetown	6	2	4
Notre Dame	8	6	2
Pittsburgh	5	5	0
Providence	0	0	0
Rutgers	4	2	2
St. John's	8	4	4
Seton Hall	3	2	1
Syracuse	2	1	1
Villanova	3	3	0
West Virginia	3	2	1
Total	**46**	**29**	**17**

Big Sky

Opponent	GP	W	L
Cal State-Sacramento	0	0	0
Eastern Washington	0	0	0
Idaho State	4	3	1
Montana	0	0	0
Montana State	0	0	0
Northern Arizona	0	0	0
Portland State	0	0	0
Weber State	0	0	0
Total	**4**	**3**	**1**

Big South

Opponent	GP	W	L
Birmingham Southern	2	2	0
Charleston Southern	7	6	1
Coastal Carolina	4	4	0
High Point	0	0	0
Liberty	0	0	0
UNC Asheville	2	2	0
Radford	1	1	0
VMI	8	6	2
Winthrop	2	2	0
Total	**26**	**23**	**3**

Big Ten

Opponent	GP	W	L
Illinois	7	1	6
Indiana	2	0	2
Iowa	2	1	1
Michigan	7	4	3
Michigan State	4	2	2
Minnesota	3	1	2
Northwestern	0	0	0
Ohio State	13	3	10
Penn State	2	1	1
Purdue	3	2	1
Wisconsin	2	1	1
Total	**45**	**16**	**29**

Big 12

Opponent	GP	W	L
Baylor	4	3	1
Colorado	0	0	0
Iowa State	1	1	0
Kansas	6	1	5
Kansas State	0	0	0
Missouri	1	1	0
Nebraska	1	1	0
Oklahoma	4	2	2
Oklahoma State	3	1	2
Texas	4	2	2
Texas A&M	2	2	0
Texas Tech	6	3	3
Total	**32**	**17**	**15**

Big West

Opponent	GP	W	L
Cal Poly	0	0	0
Cal-Irvine	0	0	0
Cal-Riverside	0	0	0
Cal-Santa Barbara	0	0	0
Cal State-Fullerton	0	0	0
Cal State-Northridge	0	0	0
Idaho	0	0	0
Long Beach State	0	0	0
Pacific	0	0	0
Utah State	1	0	1
Total	**1**	**0**	**1**

Colonial

Opponent	GP	W	L
Delaware	0	0	0
Drexel	0	0	0
George Mason	0	0	0
Georgia State	2	2	0
Hofstra	3	2	1
James Madison	2	2	0
UNC Wilmington	3	3	0
Old Dominion	2	2	0
Towson	0	0	0
Virginia Commonwealth	1	1	0
William & Mary	7	6	1
Total	**20**	**18**	**2**

Conference USA

Opponent	GP	W	L
Alabama-Birmingham	0	0	0
Charlotte	5	5	0
Cincinnati	11	3	8
DePaul	4	2	2
East Carolina	4	3	1
Houston	2	2	0
Louisville	28	13	15
Marquette	6	3	3
Memphis	7	4	3
Saint Louis	10	7	3
South Florida	0	0	0
Southern Mississippi	4	2	2
TCU	2	2	0
Tulane	67	35	32
Total	**150**	**81**	**69**

Horizon League

Opponent	GP	W	L
Butler	0	0	0
Cleveland State	0	0	0
Detroit	2	1	1
Illinois-Chicago	2	1	1
Loyola-Chicago	1	0	1
Wisconsin-Green Bay	0	0	0
Wisconsin-Milwaukee	0	0	0
Wright State	0	0	0
Youngstown State	1	1	0
Total	**6**	**3**	**3**

Independent

Opponent	GP	W	L
IPFW	0	0	0
Savannah State	0	0	0
Morris Brown	0	0	0
Presbyterian	1	1	0
Texas-Pan American	1	0	1
Texas A&M-Corpus Christi	0	0	0
Winston-Salem State	1	1	0

Ivy League

Opponent	GP	W	L
Brown	1	1	0
Columbia	1	1	0
Cornell	3	3	0
Dartmouth	0	0	0
Harvard	1	1	0
Pennsylvania	6	2	4
Princeton	0	0	0
Yale	2	0	2
Total	**14**	**8**	**6**

Metro Atlantic

Opponent	GP	W	L
Canisius	2	1	1
Fairfield	0	0	0
Iona	3	2	1
Loyola-Maryland	0	0	0
Manhattan	2	1	1
Marist	4	4	0
Niagra	0	0	0
Rider	2	0	2
St. Peter's	0	0	0
Siena	1	0	1
Total	**14**	**8**	**6**

Mid-American

Opponent	GP	W	L
Akron	0	0	0
Ball State	0	0	0
Bowling Green	1	0	1
Buffalo	0	0	0
Central Michigan	1	1	0
Eastern Michigan	0	0	0
Kent State	0	0	0
Marshall	0	0	0
Miami (Ohio)	0	0	0
Northern Illinois	0	0	0
Ohio	1	1	0
Toledo	0	0	0
Western Michigan	0	0	0
Total	**3**	**2**	**1**

Mideastern Athletic

Opponent	GP	W	L
Bethune-Cookman	1	1	0
Coppin State	0	0	0
Delaware State	1	1	0
Florida A&M	4	4	0
Hampton	0	0	0
Howard	3	3	0
Maryland-Eastern Shore	2	2	0
Morgan State	3	3	0
Norfolk State	0	0	0
North Carolina A&T	6	6	0
South Carolina State	2	2	0
Total	**22**	**22**	**0**

Missouri Valley

Opponent	GP	W	L
Bradley	3	0	3
Creighton	0	0	0
Drake	0	0	0
Evansville	1	0	1
Illinois State	0	0	0
Indiana State	0	0	0
Northern Iowa	1	1	0
Southern Illinois	2	1	1
S.W. Missouri State	0	0	0
Wichita State	0	0	0
Total	**7**	**2**	**5**

Mountain West

Opponent	GP	W	L
Air Force	7	5	2
Brigham Young	1	1	0
Colorado State	1	1	0
Nevada-Las Vegas	2	1	1
New Mexico	0	0	0
San Diego State	0	0	0
Utah	0	0	0
Wyoming	1	1	0
Total	**12**	**9**	**3**

Northeast

Opponent	GP	W	L
Central Connecticut State	0	0	0
Fairleigh-Dickinson	0	0	0
LIU-Brooklyn	0	0	0
Monmouth	1	1	0
Mount St. Mary's	3	2	1
Quinnipac	0	0	0
Robert Morris	0	0	0
Sacred Heart	0	0	0
St. Francis (Pa.)	2	2	0
St. Francis (N.Y.)	1	1	0
Wagner	0	0	0
Total	**7**	**6**	**1**

Ohio Valley

Opponent	GP	W	L
Austin Peay	1	1	0
Eastern Illinois	1	1	0
Eastern Kentucky	0	0	0
Jacksonville State	0	0	0
Morehead State	2	2	0
Murray State	2	1	1
Samford	4	4	0
S.E. Missouri State	0	0	0
Tennessee-Martin	0	0	0
Tennessee State	3	3	0
Tennessee Tech	3	3	0
Totals	**16**	**15**	**1**

Pac 10

Opponent	GP	W	L
Arizona	1	1	0
Arizona State	1	0	1
California	2	0	2
Oregon	2	1	1
Oregon State	0	0	0
Southern Cal	1	1	0
Stanford	3	1	2
UCLA	4	1	3
Washington	3	2	1
Washington State	0	0	0
Total	**17**	**7**	**10**

Patriot League

Opponents	GP	W	L
American	0	0	0
Army	1	1	0
Bucknell	0	0	0
Colgate	0	0	0
Holy Cross	0	0	0
Lafayette	3	3	0
Lehigh	0	0	0
Navy	4	2	2
Total	**8**	**6**	**2**

Southeastern

Opponent	GP	W	L
Alabama	67	28	39
Arkansas	4	3	1
Auburn	114	61	53
Florida	46	26	20
Georgia	184	100	84
Kentucky	71	15	56
Louisiana State	34	14	20
Mississippi	19	11	8
Mississippi State	29	16	13
South Carolina	42	24	18
Tennessee	69	27	42
Vanderbilt	69	32	37
Total	**748**	**358**	**390**

Southern

Opponent	GP	W	L
Appalachian State	4	4	0
Chattanooga	15	13	2
Citadel	5	5	0
College of Charleston	6	5	1
Davidson	12	9	3
East Tennessee State	4	3	1
Elon	3	3	0
Furman	29	23	6
Georgia Southern	5	3	2
UNC Greensboro	3	2	1
Western Carolina	8	7	1
Wofford	14	12	2
Total	**108**	**89**	**19**

Southland

Opponent	GP	W	L
Lamar	0	0	0
Louisiana-Monroe	0	0	0
McNeese State	0	0	0
Nicholls State	0	0	0
Northwestern State	0	0	0
Sam Houston State	0	0	0
Southeastern Louisiana	0	0	0
Stephen F. Austin	0	0	0
Texas-Arlington	0	0	0
Texas-San Antonio	0	0	0
Texas State	0	0	0
Total	**0**	**0**	**0**

Southwestern Athletic

Opponent	GP	W	L
Alabama A&M	3	3	0
Alabama State	1	1	0
Alcorn State	2	2	0
Arkansas-Pine Bluff	1	1	0
Grambling State	1	1	0
Jackson State	1	1	0
Mississippi Valley State	0	0	0
Prairie View A&M	0	0	0
Southern	1	0	1
Texas Southern	0	0	0
Total	**10**	**9**	**1**

Summit League

Opponent	GP	W	L
Centenary	3	3	0
Chicago State	0	0	0
IUPUI	1	0	1
Missouri-Kansas City	0	0	0
Oakland	0	0	0
Oral Roberts	0	0	0
Southern Utah	0	0	0
Valparaiso	0	0	0
Western Illinois	0	0	0
Total	**4**	**3**	**1**

Sun Belt

Opponent	GP	W	L
Arkansas-Little Rock	1	1	0
Arkansas State	0	0	0
Denver	0	0	0
Florida International	0	0	0
Louisiana-Lafayette	1	1	0
Middle Tennessee State	0	0	0
New Mexico State	0	0	0
New Orleans	1	1	0
North Texas	1	1	0
South Alabama	0	0	0
Troy	6	4	2
Western Kentucky	0	0	0
Total	**10**	**8**	**2**

West Coast

Opponent	GP	W	L
Gonzaga	1	0	1
Loyola Marymount	1	1	0
Pepperdine	1	1	0
Portland	0	0	0
San Diego	0	0	0
San Francisco	1	0	1
Santa Clara	1	0	1
St. Mary's	0	0	0
Total	**5**	**2**	**3**

Western Athletic

Opponent	GP	W	L
Boise State	0	0	0
Fresno State	0	0	0
Hawaii	4	2	2
Louisiana Tech	0	0	0
Rice	14	9	5
San Jose State	0	0	0
SMU	14	8	6
Nevada	1	1	0
Tulsa	0	0	0
Texas-El Paso	2	0	2
Total	**35**	**20**	**15**

Series History vs. All Opponents

Key to Home Courts

h - Alexander Memorial Coliseum (1956-present)
h1 - Peachtree Auditorium (1905-06)
h2 - Cable Piano Company Hall (1908-09)
h3 - Crystal Palace (1912-13 through 1913-14)
h4 - City Auditorium (1919-20 through 1934-35)
h5 - Atlanta Athletic Club (1919-20)
h6 - Luckie Street YMCA (1919-20)
h7 - Temporary Gym (1924-25 through 1930-31)
h8 - Naval Armory (1935-36 through 1936-37)
h9 - Heisman Gym (1938-39 through 1955-56)
h10 - The Omni
h11 - Georgia Dome

Note: Tech national rank and that of its opponent (if applicable) appear in the columns between the date and the site.

Agoga Class (0-1)

Home: 0-1, Away: 0-0, Neutral: 0-0

2-8-22 (ot)	h5	L	25-	26

Air Force (4-2)

Home: 3-0, Away: 1-1, Neutral: 0-1

1-2-63	nr/13	h	W	61-	48
2-10-69		h	W	88-	67
1-31-70		a	W	51-	48
2-6-71		h	W	83-	53
2-5-72		a	L	53-	75
12-11-04	3/3	n1	W	64-	42
12-28-05		n2	L	46-	54

n1-Chick-fil-A Peach Bowl Classic (Philips Arena, Atlanta, Ga.); n2-World Arena, Colorado Springs, Colo.

Akrides-Haarlem (1-0)

Home: 1-0, Away: 0-0, Neutral: 0-0

11-24-92 (exh)		h	W	115-	80

Alabama (28-39)

Home: 15-14, Away: 5-22, Neutral: 8-3

2-26-21		n1	W	30-	22
1-14-22		a	L	20-	49
2-4-22		h4	W	36-	29
2-27-22		n1	W	33-	25
2-9-23		h4	W	39-	24
2-17-23		a	L	27-	28
1-26-24		h4	L	28-	33
2-15-24		a	L	24-	31
2-26-26		n1	W	30-	27
2-4-27		h7	W	50-	15
2-15-28		a	L	21-	30
2-9-29		h7	W	37-	21
2-12-30		a	L	28-	36
2-20-31		h7	W	23-	19
2-3-32		h4	L	19-	34
2-1-33		h4	L	19-	26
2-3-34		a	L	16-	63
2-29-36		n2	L	34-	43
1-26-38		h8	W	36-	24
2-15-39		a	L	25-	39
1-31-40		h9	L	34-	52
2-12-41		a	L	32-	46
2-27-41		n3	L	33-	39
1-15-42		h9	L	25-	31
2-26-42		n3	L	32-	37
1-23-43		a	L	25-	33
1-13-45		a	L	26-	31
2-14-45		h9	W	53-	45
1-8-46		h9	L	37-	44
1-19-46		a	W	36-	30
1-12-47		h9	L	38-	42
2-1-47		a	L	46-	64
2-29-47		n3	W	43-	40
1-31-48		h9	L	31-	44
3-4-48		n3	W	46-	34
1-14-49		h9	W	51-	38
1-14-50		a	L	39-	73
2-17-51		h9	L	49-	59
1-12-52		a	L	60-	66
12-19-52		a1	L	57-	60
1-12-53		h9	W	69-	67
2-6-54		a	L	61-	82
2-5-55	13/nr	h9	L	72-	76
2-4-56	12/17	a	L	60-	93
2-2-57		h	W	92-	67
12-5-57		h	W	73-	62
2-1-58 (2ot)		a	L	72-	74
12-30-58		a	W	89-	76
1-31-59		h	W	66-	53
12-8-59	na/15	h	W	69-	53
1-30-60	6/6	a	W	60-	48
2-4-61		h	W	57-	49
2-3-62		a	L	70-	76
12-17-62		a	W	58-	55
2-2-63	6/6	h	W	74-	58
2-1-64		a	W	93-	81
1-8-72		h	L	85-	90
1-25-72		a	L	68-	99
12-11-72		a	L	73-	89
1-22-73	11/16	h	L	83-	89
11-30-73	18/na	h	L	64-	88
1-23-74	9/10	a	L	74-	79
12-9-74	11/na	a	L	76-	91
1-22-75	6/6	h	L	80-	97
12-21-79		n4	W	83-	59
12-29-83		n5	W	57-	54
11-27-97		n6	W	60-	62

a1-Birmingham, Ala.; n1-City Auditorium, Atlanta, Ga.; n2-Knoxville, Tenn.; n3-Louisville, Ky.; n4-Roanoke Times & World News Classic (Roanoke, Va., Civic Center); n5-Cotton States Classic (The Omni, Atlanta, Ga.); n6-Puerto Rico Shootout (Eugenio Guerra Sports Complex, Bayamon, P.R.)

Alabama A&M (3-0)

Home: 3-0, Away: 0-0, Neutral: 0-0

12-15-82		h	W	90-	85
11-28-83		h	W	95-	75
12-17-03	5/6	h	W	74-	41

Alabama State (1-0)

Home: 1-0, Away: 0-0, Neutral: 0-0

11-19-04	3/4	h	W	74-	37

Albany (0-1)

Home: 0-0, Away: 0-1, Neutral: 0-0

12-29-27		a	L	23-	32

Albany YMCA (0-1)

Home: 0-0, Away: 0-1, Neutral: 0-0

1-1-24		a	L	28-	39

Alcorn State (2-0)

Home: 2-0, Away: 0-0, Neutral: 0-0

11-20-87		*h	W	114-	71
1-18-89	nr/20	h	W	88-	63

***h-Preseason NIT first round**

Appalachian State (4-0)

Home: 3-0, Away: 1-0, Neutral: 0-0

2-21-83		h	W	83-	72
1-4-84		h	W	78-	61
12-2-95	20/20	a	W	89-	65
12-5-98 (ot)		h	W	74-	72

Arizona (1-0)

Home: 0-0, Away: 0-0, Neutral: 1-0

2-17-91	6/6	n1	W	62-	56

n1-Brendan Byrne Arena, East Rutherford, N.J.

Arizona State (0-1)

Home: 0-0, Away: 0-0, Neutral: 0-1

12-20-75	19/18	n1	L	70-	85

n1-Kentucky Invitational (Memorial Coliseum, Lexington, Ky.)

Arkansas (3-1)

Home: 2-0, Away: 0-0, Neutral: 1-1

12-30-61		n1	L	42-	72
1-29-65		h	W	93-	83
1-28-66		h	W	88-	75
12-26-84	10/13	n2	W	72-	52

n1-Poinsettia Tournament (Greenville, S.C.); n2-Rainbow Classic (Blaisdell Center, Honolulu, Hawaii)

Arkansas-Little Rock (1-0)

Home: 1-0, Away: 0-0, Neutral: 0-0

11-26-04	3/3	h	W	79-	54

Arkansas-Pine Bluff (1-0)

Home: 1-0, Away: 0-0, Neutral: 0-0

11-23-02		h	W	113-	75

Army (1-0)

Home: 1-0, Away: 0-0, Neutral: 0-0

2-17-68		h	W	60-	55

Arundel Boat Club (1-0)

Home: 0-0, Away: 1-0, Neutral: 0-0

12-29-30		a	W	49-	45

Athletes In Action (4-2)

Home: 4-2, Away: 0-0, Neutral: 0-0

3-2-72 (exh)		h	W	88-	87
11-14-91 (exh)		h	W	76-	74
11-17-92 (exh)		h	W	111-	102
11-17-97 (exh)		h	W	86-	76
11-2-98 (exh)		h	L	73-	84
11-2-99 (exh)		h	L	66-	82

Atlanta Athletic Club (2-12)

Home: 1-6, Away: 1-6, Neutral: 0-0

1-28-09		a	L	12-	18
3-6-20		a	L	21-	44
1-5-23		h4	L	23-	40
1-4-24		h4	L	23-	51
1-9-25		h7	L	22-	23
1-5-27		a	L	28-	34
2-5-27		h7	W	41-	23
1-4-28		a	L	26-	36
2-8-28		h7	L	29-	33
1-23-29		a	L	26-	43
2-20-29		h7	L	26-	37
2-4-30		a	W	31-	29
2-25-30		h7	L	22-	37
1-10-31		a	L	27-	40

Atlanta Naval Air Station (3-0)

Home: 2-0, Away: 1-0, Neutral: 0-0

1-7-44		a	W	46-	34
1-14-44		h9	W	70-	37
2-21-45 (ot)		h9	W	51-	47

Auburn (61-53)

Home: 37-20, Away: 22-30, Neutral: 2-3

2-17-06		h1	L	6-	26
2-4-09		h2	L	8-	24
2-14-13		h3	L	27-	36
2-22-13		a	L	19-	23
2-20-14		h3	W	50-	12
2-27-14		a	W	21-	6
1-10-20		h4	L	24-	29
3-9-20		a	L	17-	21
1-22-21		h4	L	28-	30
1-28-22		h4	W	44-	12
2-11-22		a	L	13-	26
1-12-23		h4	W	35-	17
2-23-23		a	L	26-	29
1-11-24		h4	W	39-	24
2-9-24		a	W	33-	18
2-29-24		n1	L	29-	35
1-17-25		a	W	28-	21
2-7-25		h7	L	14-	15
1-9-26		a	L	28-	32
2-19-26		h7	W	28-	13
1-8-27 (ot)		h7	W	22-	20
2-12-27		a	L	24-	42
1-7-28		a	L	29-	56
2-25-28		n1	L	29-	30
2-6-29		h7	W	41-	25
2-16-29		a	W	46-	41
2-17-30		a	W	47-	34
2-19-30		h4	W	40-	29
1-28-31		a	W	37-	33
2-24-31		h7	W	47-	22
1-13-32		a	L	22-	25
2-10-32		h4	W	36-	28
2-15-33		a	W	29-	20
2-21-33		h4	W	29-	18
1-9-34		a	W	28-	26
2-14-34		h4	W	24-	20
2-6-35		h4	W	25-	24
2-12-35		a	W	34-	19
2-4-36		a	L	28-	31
2-19-36		h8	W	46-	22
2-11-37		h8	W	42-	28
2-27-37		a	W	35-	33
2-15-38		h8	W	43-	42
3-1-38		h8	W	54-	32
2-22-39		a	L	24-	38
2-27-39		h9	L	33-	49
2-6-40		h9	W	53-	31
2-21-40 (ot)		a	L	38-	39
2-1-41		h9	W	48-	39
2-5-41		a	L	45-	51
1-30-42		h9	W	48-	42
2-3-42		a	L	38-	43
1-22-43		a	W	59-	32
2-30-43		h9	W	53-	21
2-20-45		h9	W	53-	39
2-17-45		a	W	74-	41
1-14-46		h9	W	45-	22
1-16-46		a	W	53-	26
1-15-47		a	W	55-	42
1-29-47		h9	W	65-	49
1-30-48		a	L	31-	38
2-25-48		h9	W	50-	43
1-11-49		a	L	33-	41
2-23-49		h9	W	66-	57
1-10-50		h9	W	65-	49
2-22-50		a	W	61-	53
1-31-51		h9	W	64-	44
2-14-51		a	L	63-	75
12-29-51		n2	W	79-	62
2-9-52		h9	W	56-	54
2-13-52		a	W	58-	50
12-10-52		a	L	61-	71
1-14-53		h9	W	79-	61
12-12-53		a1	L	56-	83
1-20-54		a	L	56-	80
2-8-54		h9	L	53-	59
1-26-55		a	W	73-	70
2-7-55		h9	W	75-	67
2-7-56 (ot)		a	L	74-	77
1-22-57		a	W	81-	74
2-4-57 (ot)		h	W	76-	67
1-22-58		h	L	72-	80
2-3-58		a	L	78-	99
1-21-59	5/6	a	L	55-	66
2-3-59	4/7	h	L	40-	51
1-19-60	6/6	h	L	59-	66
2-2-60	6/6	a	L	45-	48
1-24-61 (ot)		a	W	48-	43
2-7-61		h	L	36-	38
1-23-62		h	L	40-	52
2-5-62		a	L	39-	48
1-22-63	7/6 nr/16	h	W	69-	64
2-3-64		a	W	62-	57
12-1-64		h	L	52-	60
2-26-65		a	W	59-	54
12-18-65		h	L	74-	79
2-19-66		a	L	73-	90
12-21-66 (ot)		h	W	78-	76
12-16-67		h	L	52-	63
2-24-69		a	L	85-	87
1-17-70		h	W	86-	74
12-19-70		a1	W	87-	76
1-14-71		h	W	90-	81
12-11-71		h	L	62-	76
2-15-72		a	L	77-	91
11-25-72		h	W	90-	83
2-26-73		a	L	69-	79
12-13-73		h	L	86-	88

2-27-74	a	L	70-	92
1-15-75	h	L	75-	87
2-11-76	a	L	51-	72
2-1-78	h	L	72-	77
12-21-78	a1	L	57-	60
12-30-87	n3	W	83-	72

a1-Montgomery, Ala.; n1-SIC Tournament (City Auditorium, Atlanta, Ga.); n2-Carolina Invitational (Charlotte [N.C.] Coliseum); n3-Cotton States Classic (The Omni, Atlanta, Ga.)

Augusta State (4-0)

Home: 4-0, Away: 0-0, Neutral: 0-0

1-16-84	h	W	75-	57
12-21-84 13/13	h	W	84-	53
12-12-87 16/nr	h	W	108-	74
11-24-90 14/14	h	W	100-	63
11-6-05 (exh)	h	W	96-	57

Formerly Augusta College

Austin Peay (1-0)

Home: 0-0, Away: 0-0, Neutral: 1-0

3-15-96 13/15	n1	W	90-	79

n1-NCAA Southeast Regional first round (Orlando [Fla.] Arena)

Australian National Team (1-0)

Home: 1-0, Away: 0-0, Neutral: 0-0

11-11-85 (exh)	h	W	81-	75

Baltimore (0-2)

Home: 0-0, Away: 0-2, Neutral: 0-0

12-27-29	a	L	22-	24
12-28-33	a	L	19-	38

Baylor (3-1)

Home: 3-0, Away: 0-0, Neutral: 0-1

12-16-57	h	W	61-	59
12-4-58	h	W	65-	56
12-20-61	h	W	57-	44
12-27-73	n1	L	80-	108

n1-Old Dominion Invitational (The Scope, Norfolk, Va.)

Benjamin Franklin (1-0)

Home: 0-0, Away: 1-0, Neutral: 0-0

12-27-30	a	W	34-	17

Bethune-Cookman (1-0)

Home: 1-0, Away: 0-0, Neutral: 0-0

12-31-05	h	W	73-	64

Birmingham Athletic Club (1-1)

Home: 0-0, Away: 1-1, Neutral: 0-0

1-13-22	a	W	34-	16
2-16-23	a	L	31-	37

Birmingham Southern (2-0)

Home: 0-0, Away: 1-0, Neutral: 1-0

2-25-21	n1	W	53-	11
12-3-48	a	W	75-	45

n1-SIAA Tournament (City Auditorium, Atlanta, Ga.)

Biscayne (1-0)

Home: 1-0, Away: 0-0, Neutral: 0-0

12-12-78	h	W	70-	49

Boston College (7-2)

Home: 2-0, Away: 1-1, Neutral: 3-1

All Home Games: 2-0
At AMC: 2-0
In Atlanta: 2-0
In Boston/Chestnut Hill: 3-1
At Conte Forum: 1-1
As ACC members: 3-1
In the ACC Tournament: 0-0
All Neutral Games: 3-1
Under Paul Hewitt: 4-1

> Georgia Tech won the only regular-season meeting between the two teams each of the past two years, 74-60 in Atlanta in 2006-07 and 86-78 in Chestnut Hill in 2007-08, giving the Yellow Jackets a 7-2 all-time lead in the series, and a 3-1 mark since the Eagles became members of the ACC.

> The teams split two meetings in 2005-06, each team winning at home in BC's first season in the ACC.

> The four meetings in Boston have been played at three different venues. The Jan. 29, 2005 game was Tech's first visit to the Conte Forum, BC's current home court. The first game in the series on Dec. 31, 1946, was played at Boston Arena, and the teams also played in the Boston Garden on Jan. 19, 1980.

> Prior to the 2005-06 season, the teams met four times on neutral floors, including one outside the United States, a 65-62 overtime win for the Yellow Jackets in the 1986 Suntory Ball in Tokyo, Japan.

> The teams have met twice in NCAA Tournament competition, both of them won by Tech. The Yellow Jackets downed the Eagles, 103-89, in the 1996 Southeast Regional second round in Orlando, and eliminated the Eagles two seasons ago, 57-54 in the second round in Milwaukee.

All-Time Series Results

12-31-46	a	W	54-	50
1-19-80	n1	L	37-	40
12-20-86 (ot) 16/nr	n2	W	65-	62
3-17-96 13/15	n3	W	103-	89
3-21-04 14/15 25/v	n4	W	57-	54
1-8-06 11/11	h	W	60-	58
1-29-06 20/18	a	L	64-	66
3-4-07	h	W	74-	60
3-8-08	a	W	86-	78

n1-Boston Garden, Boston, Mass.; n2-Suntory Ball (Aoyama College, Tokyo, Japan); n3-NCAA Southeast Regional second round (Orlando [Fla.] Arena); n4-NCAA Tournament second round (Bradley Center, Milwaukee, Wis.)

Coaching Records

Paul Hewitt vs. BC

In Atlanta	2-0
In Chestnut Hill	1-1
Neutral sites	1-0
Total	4-1

Al Skinner vs. Tech

In Atlanta	0-2
In Chestnut Hill	1-1
Neutral sites	0-1
Total	1-4

Winning Margin

Tech

In Atlanta	14 (74-60 on 3/4/07)
In Chestnut Hill	8 (86-78 on 3/8/08)
Neutral	14 (103-89 on 3/17/96)

Boston College

In Atlanta	na
In Chestnut Hill	2 (66-64 on 1/29/06)
Neutral	3 (40-37 on 1/19/80)

Team Scoring Highs

Tech

In Atlanta	74 (74-60 on 3/4/07)
In Chestnut Hill	86 (86-78 on 3/8/08)
Neutral	103 (103-89 on 3/17/96)

Boston College

In Atlanta	60 (74-60 on 3/4/07)
In Chestnut Hill	66 (66-64 on 1/29/06)
Neutral	89 (89-103 on 3/17/96)

Individual Scoring Highs

Tech

In Atlanta	16 (Jeremis Smith on 1/8/06)
	16 (Javaris Crittenton on 3/4/07)
In Chestnut Hill	20 (Jeremis Smith on 3/8/08)
Neutral	29 (Stephon Marbury on 3/17/96)

Boston College

In Atlanta	26 (Craig Smith on 1/8/06)
In Chestnut Hill	25 (Craig Smith on 1/29/06)
Neutral	21 (Duane Woodward on 3/17/96)

Boston University (2-0)

Home: 1-0, Away: 0-0, Neutral: 1-0

12-28-65	n1	W	83-	40
1-10-74	h	W	73-	72

n1-Hurricane Classic (Miami, Fla.)

Bowling Green (0-1)

Home: 0-0, Away: 0-0, Neutral: 0-1

12-30-72	n1	L	87-	102

n1-Old Dominion Invitational (The Scope, Norfolk, Va.)

Bradley (0-3)

Home: 0-0, Away: 0-2, Neutral: 0-1

12-19-49	a	L	60-	84
12-16-50	a	L	55-	85
12-29-95	n1	L	82-	84

n1-Cable Car Classic (San Jose [Calif.] Arena)

Brigham Young (1-0)

Home: 0-0, Away: 0-0, Neutral: 1-0

12-29-78	n1	W	83-	81

n1-Pillsbury Holiday Classic (Minneapolis, Minn.)

Brown (1-0)

Home: 1-0, Away: 0-0, Neutral: 0-0

12-19-66	h	W	93-	75

California (0-2)

Home: 0-0, Away: 0-2, Neutral: 0-0

12-29-50	a	L	57-	82
12-30-50	a	L	45-	78

California All-Stars (0-2)

Home: 0-1, Away: 0-0, Neutral: 0-0

11-9-99 (exh)	h	L	85-	95
11-7-00 (exh)	h11	L	86-	07

Camp Wheeler (1-0)

Home: 1-0, Away: 0-0, Neutral: 0-0

2-22-43	h9	W	36-	33

Campbell (2-0)

Home: 2-0, Away: 0-0, Neutral: 0-0

2-26-79	h	W	83-	61
11-27-95 20/20	h10	W	87-	76

Canisius (1-1)

Home: 0-0, Away: 1-1, Neutral: 0-0

12-30-54	a1	L	56-	70
12-31-55	a1	W	86-	82

a1-Queen City Tournament (Buffalo, N.Y.)

Catholic (0-1)

Home: 0-0, Away: 0-1, Neutral: 0-0

2-16-21	a	L	23-	37

Centenary (2-0)

Home: 1-0, Away: 0-0, Neutral: 1-0

1-10-06	n1	W	85-	69
12-18-06	h	W	92-	52
12-22-07	h	W	86-	41

n1-CenturyTel Center, Bossier City, La.

Central Columbus YMCA (0-1)

Home: 1-0, Away: 0-0, Neutral: 0-0

1-8-24	h4	L	18-	42

Central Michigan (1-0)

Home: 0-0, Away: 0-0, Neutral: 1-0

12-17-83	n1	W	73-	71

n1-Casaba Club Classic (A.G. Spanos Center, Stockton, Calif.)

Central YMCA (1-0)

Home: 1-0, Away: 0-0, Neutral: 0-0

2-12-24	h4	W	34-	26

Centre (1-0)

Home: 0-0, Away: 0-0, Neutral: 1-0

2-27-23	n1	W	34-	26

n1-SIAA Tournament (City Auditorium, Atlanta, Ga.)

Charleston, College of (5-1)

Home: 5-1, Away: 0-0, Neutral: 0-0

2-11-75	h	W	89-	82
2-28-76	h	W	91-	52
1-5-77	h	W	97-	76
2-19-79	h	W	61-	43
1-28-92 20/18	h	W	77-	70
1-16-93 8/8	h	L	67-	84

Charleston, University of (1-0)

Home: 1-0, Away: 0-0, Neutral: 0-0

1-20-79	h	W	69-	63

Formerly Morris Harvey College (W.Va.)

Charleston Southern (6-1)

Home: 6-1, Away: 0-0, Neutral: 0-0

11-27-78	h	W	111-	54
2-14-81	h	L	51-	74
11-24-84 18/nr	h	W	79-	66
12-10-88 12/12	h	W	101-	66
11-16-98	h	W	103-	63
11-21-00	h	W	85-	62
12-22-04 9/9	h	W	90-	48

Formerly Baptist College

Charlotte (5-0)

Home: 3-0, Away: 1-0, Neutral: 1-0

12-22-70	h	W	72-	58
2-19-73	h	W	81-	66
1-14-85 9/10	a	W	86-	68
2-6-86 2/2	h	W	87-	76
11-16-07	n1	W	82-	77

n1-Paradise Jam (St. Thomas, U.S. Virgin Islands)
Also known as UNC Charlotte

Chattanooga (13-2)

Home: 7-0, Away: 6-2, Neutral: 0-0

2-21-14	a	W	23-	21
2-7-20	a	L	11-	25
2-18-22	a	W	33-	30
2-13-23	a	L	29-	41
2-22-24	a	W	23-	19
2-11-42	h9	W	64-	32
12-12-46	h9	W	63-	37
12-19-47	h9	W	63-	50
12-11-48	h9	W	81-	45
12-3-49	h9	W	84-	39
1-2-50	a	W	73-	43

Series History vs. All Opponents

11-27-84	18/nr	h	W	74-	58
12-4-85	5/4	a	W	94-	74
12-7-91	17/16	h	W	97-	84
12-22-92	16/15	a	W	81-	74

Also known as UT-Chattanooga

Cincinnati (3-8)

Home: 2-0, Away: 0-4, Neutral: 1-4

12-21-26		a	L	25-	52
3-5-76	13/18	n1	L	60-	71
2-12-77	12/11	a	L	73-	84
3-5-77	14/20	n2	L	61-	74
1-2-78	11/11	h	W	59-	56
2-9-78		a	L	67-	75
3-2-78	nr/18	n3	W	39-	38
1-29-79		h	W	82-	73
2-5-79		a	L	51-	55
12-28-94	17/16	20/18	n4	L	66- 69
3-22-96	13/15	7/6	n5	L	70- 87

n1-Metro Tournament (Freedom Hall, Louisville, Ky.); n2-Metro Tournament (Mid-South Coliseum, Memphis, Tenn.); n3-Metro Tournament (Riverfront Coliseum, Cincinnati, Ohio); n4-Rainbow Classic (Special Events Center, Honolulu, Hawaii); n5-NCAA Southeast Regional semifinal (Rupp Arena, Lexington, Ky.)

Cincinnati YMCA (0-1)

Home: 0-0, Away: 0-1, Neutral: 0-0

12-22-26		a	L	41-	43

The Citadel (5-0)

Home: 3-0, Away: 2-0, Neutral: 0-0

12-26-28		a	W	41-	35
2-21-76		h	W	58-	56
1-22-77		a	W	63-	59
2-15-77		h	W	90-	64
11-20-98		h	W	73-	50

Clemson (57-54)

Home: 40-18, Away: 15-35, Neutral: 2-1

All Home Games: 40-18
At AMC: 26-13
In Atlanta: 40-19
All Road Games: 15-35
At Littlejohn Coliseum: 8-28
As ACC members: 29-31
In the ACC Tournament: 2-0
All Neutral Games: 2-1
As SIC members: 8-5
Under Paul Hewitt: 10-6

> Overall, Tech holds a 57-54 lead in a series that began in 1913. It is the oldest and longest-running series the Yellow Jackets have with an ACC member. The 111 all-time meetings are 28 more than Tech has played with any other ACC member. The series dates back to the 1912-13 season, when John Heisman coached the Tech basketball team.

> Clemson has won four of the last six meetings in the series, and the Yellow Jackets trail 31-29 to the Tigers since joining the ACC.

> Tech and Clemson have split their season series 19 times since the 1982-83 season, and there has been a home-team victory split 15 times. The home team has won 34 of the last 44 meetings.

> The Jackets swept the season series from the Tigers three times in six seasons under Paul Hewitt. Clemson last swept Tech in the 2005-06 season, and has done so only three times since the 1982-83 season.

> The Yellow Jackets have won 10 of the 16 games between the two teams since Paul Hewitt became Tech's head coach, with a 6-2 record at home and a 4-4 mark at Clemson. Clemson head coach Oliver Purnell is 4-6 vs. Tech.

> Tech has an all-time record of 40-18 against the Tigers at home, including 26-13 record at Alexander Memorial Coliseum. The Jackets have won 20 of 26 against the Tigers at home since 1983.

> Tech is just 15-35 all-time in games played at Clemson, including an 8-28 mark in Littlejohn Coliseum. The Yellow Jackets have split the last eight games at Littlejohn, but lost seven in a row at Clemson prior to that.

> Tech's 111-108 win against the Tigers at Littlejohn Coliseum on Jan. 24, 2001 is the highest scoring regulation game Tech has had with any ACC opponent. The Jackets defeated Florida State by the same score in Tallahassee (in two OTs) on Feb. 11, 1999, and lost to Wake Forest in the 2007 ACC Tournament, 114-112 in double-overtime.

> The Yellow Jackets have won both ACC Tournament meetings with the Tigers, including a 69-61 semi-final decision on the way to the 1993 conference title in Charlotte. Tech also won their 1986 first-round meeting, 79-61, in Greensboro.

All-Time Series Results

2-7-13		h3	L	22-	26
2-8-13		a	W	27-	11
1-23-20		h4	W	32-	17
2-20-20		a	L	17-	41
2-5-21		h4	W	28-	22
1-13-23		a	W	26-	17
1-27-23		h4	W	35-	22
1-5-24		a	W	48-	13
2-8-24		h4	W	39-	22
1-10-25		h4	L	18-	20
2-14-25		a	L	30-	32
1-17-28		h7	W	42-	24
1-5-29		h7	W	29-	23
3-1-29		n1	L	26-	30
1-11-30		h7	L	24-	25
2-15-30		a	L	26-	40
1-7-33		a	W	29-	28
2-7-34		h4	W	31-	25
1-12-35		a	L	29-	43
1-11-36		h8	L	32-	35
1-25-36		a	L	31-	39
1-20-37		h8	W	51-	13
2-25-38		h8	W	53-	33
1-8-41		h9	W	63-	51
1-22-41 (ot)		a	L	49-	52
2-10-43		h9	W	43-	32
1-22-44		h9	W	50-	34
1-29-44		h9	W	58-	24
12-20-45		h9	W	52-	38
1-5-46		a	W	61-	46
2-3-65		h	W	93-	78
1-66-66		h	W	87-	72
2-22-66		a	L	90-	106
1-5-67		h	L	55-	76
1-24-67		a	W	88-	77
2-1-68		h	W	99-	64
2-28-68		a	W	80-	51
11-30-68		a	L	72-	76
1-8-69		h	W	72-	66
1-7-70		h	W	96-	84
1-19-70		a	L	78-	88
1-6-71		h	W	72-	55
1-20-71		a	W	74-	64
1-5-72		h	L	57-	66
1-29-72		a	L	70-	83
11-28-72		a	L	77-	86
2-3-73		h	L	57-	74
12-15-73		a	L	61-	63
3-2-74		h	L	58-	71
2-19-75	16/nr	h	L	69-	85
1-8-77	16/15	a	L	69-	98
1-5-80		h	L	48-	56
1-31-80	16/17	a	L	52-	76
1-7-81	20/20	h10	L	54-	65
1-21-81	19/nr	a	L	48-	72
1-6-82		h	L	57-	62
1-20-82		a	L	49-	55
1-11-83		h	W	71-	66
1-24-83		a	L	56-	58
1-11-84		a	L	69-	79
1-26-84		h	W	59-	52
1-8-85	9/10	h	L	81-	90
1-23-85	16/17	a	W	64-	59
1-18-86	5/5	a	W	83-	71
3-2-86	4/3	h	W	74-	63
3-7-86	6/6	n2	W	79-	61
1-20-87	10/12	h	L	66-	67
2-25-87	13/12	a	L	77-	88
1-26-88		h	W	85-	76
3-5-88 (2ot)	13/15	a	L	94-	97
1-25-89	nr/19	h	W	75-	74
3-4-89 (ot)		a	L	79-	81
1-25-90	13/11	a	L	90-	91
3-3-90	11/11	20/20	h	W	85- 69
1-24-91	nr/25	h	W	89-	68
3-2-91	nr/21	a	L	62-	69
2-5-92 (ot)	20/18	a	L	78-	95
3-8-92		h	W	101-	82
2-4-93	22/22	h	L	80-	83
3-7-93		a	W	66-	59
3-13-93		n3	W	69-	61
2-2-94		a	L	69-	88
3-5-94		h	W	90-	79
2-1-95	21/20	h	W	80-	50
3-4-95		a	L	63-	65
1-30-96	25/nr	24/21	a	L	70- 73
3-3-96	18/20	h	W	87-	74
1-30-97	7/6	a	L	57-	70
3-1-97	12/10	h	L	53-	55
2-4-98		h	W	70-	52
3-1-98		a	L	62-	76
1-28-99		h	W	66-	62
2-28-99		a	L	64-	92
2-2-00		a	L	58-	70
3-4-00		h	W	85-	69
1-24-01		a	W	111-	108
2-25-01		h	W	85-	64
1-5-02		h	L	76-	83
2-6-02		a	W	74-	50
2-5-03		a	L	67-	69
3-8-03		h	W	66-	56
1-27-04	14/16	h	W	76-	69
2-28-04	18/20	a	W	79-	60
2-8-05		a	W	70-	62
3-5-05		h	W	64-	56
1-21-06		h	L	63-	73
3-4-06		a	L	82-	95
1-6-07	23/18	a	L	74-	75
2-3-07	25/21	h	W	80-	62
2-14-08		a	L	67-	82
3-6-08	24/v	h	W	80-	75

h3-Crystal Palace; h4-City Auditorium; h7-Temporary Gym; h8-Naval Armory; h9-Heisman Gym; h10-The Omni; n1-SIC Tournament (City Auditorium, Atlanta, Ga.); n2-ACC Tournament (Greensboro, N.C., Coliseum); n3-ACC Tournament (Charlotte [N.C.] Coliseum)

Coaching Records

Paul Hewitt vs. Clemson

In Atlanta	6-2
In Clemson	4-4
Neutral sites	0-0
Total	10-6

Oliver Purnell vs. Tech

In Atlanta	1-4
In Clemson	3-2
Neutral sites	0-0
Total	4-6

Winning Margin

Tech

In Atlanta	38 (51-13 on 1/20/37)
In Clemson	35 (48-13 on 1/5/24)
Neutral	18 (79-61 on 3/7/86)

Clemson

In Atlanta	21 (55-76 on 1/5/67)
In Clemson	29 (69-98 on 1/8/77)
Neutral	11 (54-65 on 1/7/81)

Team Scoring Highs

Tech

In Atlanta	101 (101-82 on 3/8/92)
In Clemson	111 (111-108 on 1/24/01)
Neutral	79 (79-61 on 3/7/86)

Clemson

In Atlanta	90 (81-90 on 1/8/85)
In Clemson	108 (111-108 on 1/24/01)
Neutral	61 (79-61 on 3/7/86, 69-61 on 3/13/93)

Individual Scoring Highs

Tech

In Atlanta	36 (B.J. Elder on 1/27/04)
In Clemson	32 (Dennis Scott on 1/25/90)
Neutral	26 (James Forrest on 3/13/93)

Clemson

In Atlanta	35 (Randy Mahaffey on 2/3/65)
In Clemson	41 (Will Solomon on 1/24/01)
Neutral	22 (Horace Grant on 3/7/86)

Clemson YMCA (0-1)

Home: 0-0, Away: 0-1, Neutral: 0-0

2-21-20		a	L	32-	40

Coastal Carolina (4-0)

Home: 4-0, Away: 0-0, Neutral: 0-0

11-28-88	14/na	h	W	95-	65
12-19-89	14/13	h	W	109-	82
11-28-94	20/19	h	W	90-	78
12-17-97		h	W	100-	63

Colorado State (1-0)

Home: 1-0, Away: 0-0, Neutral: 0-0

11-22-91	23/24	*h	W	84-	67

***h-Preseason NIT second round**

Columbia (1-0)

Home: 0-0, Away: 0-0, Neutral: 1-0

11-26-76		n1	W	80-	79

n1-Marshall Invitational (Huntington, W.Va.)

Columbus Kinners (0-1)

Home: 0-0, Away: 0-1, Neutral: 0-0

12-20-26		a	L	26-	35

Connecticut (2-2)

Home: 0-0, Away: 0-1, Neutral: 2-1

11-26-03	1/1	n1	W	77-	61
4-5-04	14/15	7/7	n2	L	73- 82
2-11-07		n3	W	65-	52
2-9-08		a	L	68-	80

n1-Preseason NIT semifinals (Madison Square Garden, New York, N.Y.); n2-NCAA Final Four national championship game (Alamodome, San Antonio, Texas); n3-Georgia Dome, Atlanta, Ga.

Cornell (3-0)

Home: 2-0, Away: 1-0, Neutral: 0-0

1-2-02		h	W	86-	68
1-8-03		h	W	81-	55
11-23-03		a	W	90-	69

Crescent Athletic Club (0-1)

Home: 0-0, Away: 0-1, Neutral: 0-0

1-1-30 (exh)		a	L	24-	28

Croatian National Team (1-0)

Home: 1-0, Away: 0-0, Neutral: 0-0

11-16-94 (exh)		h	W	100-	61

CSKA Bulgaria (1-0)

Home: 1-0, Away: 0-0, Neutral: 0-0

11-4-97 (exh)		h	W	96-	76

Davidson (9-3)

Home: 6-1, Away: 0-1, Neutral: 3-1

2-17-25		h7	L	27-	36
12-19-46		h9	W	55-	41
12-14-49		h9	W	78-	59
12-29-51		n1	W	78-	60
12-3-57		h	W	74-	52
12-29-71		n1	L	66-	91
12-16-75		h	W	85-	60
1-3-76		n2	W	72-	68
12-15-76		h	W	59-	44
12-21-77		a	L	78-	79
11-24-00		h	W	92-	61
12-17-01		n2	W	83-	69

n1-Carolina Invitational (Charlotte [N.C.] Coliseum); n2-Charlotte [N.C.] Coliseum

Dayton (0-1)

Home: 0-0, Away: 0-1, Neutral: 0-0

12-17-77		a	L	63-	65

Delaware State (1-0)

Home: 1-0, Away: 0-0, Neutral: 0-0

12-6-97	22/23	h	W	84-	63

DePaul (2-2)

Home: 1-0, Away: 0-2, Neutral: 1-0

2-2-79		a	L	71-	77
2-22-87	4/5	a	L	67-	84
2-6-88		h	W	71-	70
3-15-91	24/nr....n1		W	87-	70

n1-NCAA Midwest Regional first round (Univ. of Dayton Arena, Dayton, Ohio)

DePauw (1-1)

Home: 1-0, Away: 0-1, Neutral: 0-0

12-28-26		a	L	28-	61
12-13-77		h	W	94-	54

Detroit (1-1)

Home: 0-0, Away: 0-1, Neutral: 1-0

1-2-47		a	L	39-	48
12-28-57		n1	W	70-	66

n1-Motor City Classic (Detroit, Mich.)

Dixie Portland (1-0)

Home: 1-0, Away: 0-0, Neutral: 0-0

12-30-26		h7	W	19-	18

Dixie Stars (1-0)

Home: 0-0, Away: 1-0, Neutral: 0-0

12-28-28		a	W	53-	26

Duke (22-60)

Home: 14-23, Away: 5-29, Neutral: 3-8

All Home Games: 14-23
At AMC: 12-20
At The Omni: 1-0
In Atlanta: 15-24
All Road Games: 5-29
At Cameron Indoor Stadium: 5-29
As ACC members: 18-47
In the ACC Tournament: 3-6
All Neutral Games: 3-8
As SIC members: 0-1
Under Paul Hewitt: 2-15

> Duke has won 23 of the last 25 games in the series, including a 71-58 victory in Durham in the team's only regular-season meeting and an 82-70 win in the ACC Tournament last season.

> The Yellow Jackets snapped a 10-game losing streak on their home floor in the teams' last meeting at Alexander Memorial Coliseum, a 74-63 win on Jan. 10, 2007. The Blue Devils earned a split of the season series with a 71-62 win in Durham on Feb. 18. But Duke has a 20-12 lead over Tech in games played at Alexander Memorial Coliseum, and a 24-15 mark in games played in Atlanta.

> Duke leads the overall series 60-22, and is 47-18 against Tech since the Jackets joined the ACC.

> Tech's best stretch of the series occurred between 1982 and 1989, with 10 wins in 17 meetings. Tech has never won more than two in a row.

> Tech is 18-46 against Duke teams coached by Mike Krzyzewski, 11-16 in games played in Atlanta. Paul Hewitt is 2-15 vs. Duke.

> Tech has won just five of 34 games played at Cameron Indoor Stadium, the first four coming in (1959, 1984, 1987 and 1996). Tech's most recent win occurred on Mar. 3, 2004 in a 76-68 victory, which snapped a 41-game homecourt winning streak for the Blue Devils.

> Tech is 3-6 against the Blue Devils in ACC Tournament encounters. Tech defeated Duke on the way to each of its three tournament titles, including semifinal victories in 1985 and 1990 and a first-round triumph in 1993. The Blue Devils defeated Tech in the 1986 championship game, in the 2004 semifinals and in the 2005 championship game.

All-Time Series Results

2-15-22	h5	W	17-	16
3-1-30	n1	L	37-	44
2-13-40	h9	W	41-	35
1-18-46	h9	L	39-	54
2-12-46	a	L	51-	73
2-15-47	h9	L	54-	64
2-16-48	h9	L	55-	60
2-12-49	a	L	42-	53
12-10-55	a	L	66-	87
11-30-56	h	L	61-	71
12-1-59	a	W	59-	49
12-19-60	15/12 ....8/13	L	48-	61
1-27-73	h	W	88-	86
2-16-74	a	L	60-	70
2-22-75	a	L	86-	107
1-9-76	h	L	71-	91
1-7-80	1/1	L	42-	55
1-21-80	5/5	L	49-	56
2-4-81	h	L	68-	82
2-21-81	a	L	56-	83
2-3-82	a	L	46-	47
2-20-82	h	W	87-	78
2-9-83	h	W	67-	66
2-26-83	a	L	81-	106
1-30-84	h	L	68-	69
2-25-84	14/19	a	W	58-	56
3-9-84	16/nr....n2	L	63-	67
2-6-85	10/7 ....5/5	h	W	81-	71
2-23-85	8/9 ....6/5	a	L	62-	67
3-9-85	9/11 ....7/9	n3	W	75-	64
1-21-86	4/3 ....2/2	h	W	87-	80
2-9-86	2/2 ....4/2	a	L	59-	75
3-9-86	6/6 ....1/1	n2	L	67-	68
1-29-87	13/11	h	W	75-	66
2-21-87	17/18	a	W	79-	72
2-3-88	4/5	a	L	65-	78
2-28-88	20/16 ....5/5	h	W	91-	87
2-2-89	12/10	h	W	81-	76
2-20-89	11/12	a	L	66-	91
1-11-90	9/9 ....10/11	h	L	91-	96
1-28-90	13/11 ....8/7	a	L	86-	88
3-10-90	14/13 ....12/12	n4	W	83-	72
1-9-91	24/21 ....14/11	a	L	57-	98
1-30-91	23/22 ....7/7	h	L	75-	77
1-11-92	14/15 ....1/1	a	L	84-	97
2-12-92	nr/24 ....1/1	h	L	62-	71
3-14-92	1/1	n4	L	76-	89
1-10-93	10/11 ....1/1	h	W	80-	79
2-10-93	nr/24 ....3/3	a	L	73-	63
3-12-93	8/8	n4	W	69-	66
1-8-94	12/13 ....3/3	a	L	71-	88
2-8-94	2/2	h	L	63-	66
12-30-94	17/16 ....7/7	n5	L	69-	76
1-7-95	24/20 ....11/9	h	W	75-	68
2-9-95	18/15	a	L	70-	77
1-7-96	19/20	a	W	86-	81
2-7-96 (ot)		h	W	73-	71
1-5-97	13/11	h	L	56-	66
2-2-97	12/11	a	L	61-	70
2-1-98	1/1	a	L	69-	90
2-25-98	1/1	h	L	53-	76
1-6-99	2/2	a	L	58-	99
2-6-99	2/2	h	L	79-	87
1-10-00	6/7	a	L	57-	82
2-12-00	3/3	h	L	65-	84
1-20-01	2/2	h	L	77-	98
2-21-01	4/4	a	L	54-	98
1-10-02	2/1	a	L	79-	104
2-9-02	1/1	h	L	63-	95
1-25-03	3/3	a	L	71-	91
2-26-03	6/5	h	L	58-	77
1-31-04	14/16 ....1/1	h	L	82-	74
3-3-04	19/22 ....3/3	a	W	76-	68
3-13-04	14/18 ....5/4	n2	L	71-	85
2-5-05	25/23 ....4/6	a	L	65-	82
2-23-05	7/10	h	L	56-	60
3-13-05	6/6	n6	L	64-	69
2-22-06	1/1	h	L	66-	73
1-10-07	11/11	h	W	74-	63
2-18-07		a	L	62-	71
2-27-08	7/6	a	L	58-	71
3-14-08	7/7	n7	L	70-	82

Known as Trinity College until 1924
h5-Atlanta Athletic Club; h9-Heisman Gym; n1-SIC Tournament (City Auditorium, Atlanta, Ga.); n2-ACC Tournament (Greensboro [N.C.] Coliseum); n3-ACC Tournament (The Omni, Atlanta, Ga.); n4-ACC Tournament (Charlotte [N.C.] Coliseum); n5-Rainbow Classic (Special Events Center, Honolulu, Hawaii); n6-ACC Tournament (MCI Center, Washington, D.C.); n7-ACC Tournament (Bobcats Arena, Charlotte, N.C.)

Coaching Records

Paul Hewitt vs. Duke

In Atlanta	1-6
In Durham	1-6
Neutral sites	0-3
Total	2-15

Mike Kryzyewski vs. Tech

In Atlanta	16-11
In Durham	23-4
Neutral sites	7-3
Total	46-19

Winning Margin

Tech

In Atlanta	11 (74-63 on 1/10/07)
In Durham	8 (76-68 on 3/3/04)
Neutral	11 (75-64 on 3/9/85; 83-72 on 3/10/90)

Duke

In Atlanta	32 (63-95 on 2/9/02)
In Durham	44 (54-98 on 2/21/01)
Neutral	14 (85-71 on 3/13/04)

Team Scoring Highs

Tech

In Atlanta	91 (91-87 on 2/28/88; 91-96 on 1/11/90)
In Durham	86 (86-107 on 2/22/75; 86-88 on 1/28/90; 86-81 on 1/7/96)
Neutral	83 (83-72 on 3/10/90)

Duke

In Atlanta	98 (77-98 on 1/20/01)
In Durham	107 (86-107 2/22/75)
Neutral	89 (76-89 on 3/14/92)

Individual Scoring Highs

Tech

In Atlanta	35 (Brook Steppe on 2/20/82)
In Durham	36 (Dennis Scott on 1/28/90)
Neutral	31 (Brian Oliver on 3/10/90; Dennis Scott on 3/10/90)

Duke

In Atlanta	34 (Shane Battier on 1/20/01)
In Durham	33 (Christian Laettner on 1/11/92)
Neutral	29 (Christian Laettner on 3/10/90)

Duquesne (1-0)

Home: 0-0, Away: 0-0, Neutral: 1-0

3-17-70 (NIT)		n1	W	78-	68

n1-NIT first round (Madison Square Garden, New York, N.Y.)

East Carolina (3-1)

Home: 2-1, Away: 1-0, Neutral: 0-0

1-27-79 (ot)		h	L	64-	66
2-17-79		a	W	82-	68
1-4-89		h	W	92-	69
12-3-94		h	W	100-	74

East Tennessee State (3-1)

Home: 2-0, Away: 0-1, Neutral: 1-0

1-13-76		h	W	79-	54
12-18-76		h	W	62-	54
12-16-78		a	L	76-	86
3-15-90		n1	W	99-	83

n1-NCAA Southeast Regional first round (Thompson-Boling Arena, Knoxville, Tenn.)

Eastern Illinois (1-0)

Home: 0-0, Away: 0-0, Neutral: 1-0

11-22-01		n1	W	70-	65

n1-Las Vegas Invitational (Valley High School, Las Vegas, Nev.)

Elon (3-0)

Home: 3-0, Away: 0-0, Neutral: 0-0

1-22-03		h	W	66-	47
11-21-05		h	W	81-	69
11-10-06	23/21	h	W	83-	49

Evansville (0-1)

Home: 0-0, Away: 0-1, Neutral: 0-0

12-23-26		a	L	36-	38

Flagler (3-0)

Home: 3-0, Away: 0-0, Neutral: 0-0

12-1-80		h	W	87-	59
1-13-82		h	W	79-	71
12-12-83		h	W	95-	52

Florida (26-20)

Home: 17-5, Away: 7-12, Neutral: 2-3

2-3-23		h4	W	52-	20
1-7-29		h7	W	36-	19
1-8-29		h7	W	33-	26
1-14-31		a	L	31-	39
1-20-31		h7	W	32-	23
2-27-31		n1	L	48-	53
1-9-32		a	W	41-	32
2-17-32		h4	W	38-	23
1-4-36		a	L	25-	36
2-17-36		h8	W	39-	22
1-13-37		a	W	35-	25
2-15-37		h8	W	43-	37
2-17-38		h8	W	54-	40
2-4-39 (ot)		a	L	29-	33
1-15-40		h9	L	40-	45
2-1-46		h9	W	64-	53
2-23-46		a	W	58-	50
2-13-48		h9	W	65-	42
2-28-48		a	W	63-	55
2-10-49		h9	W	57-	49
2-26-49		a	W	66-	56
2-10-50		h9	W	69-	38
2-25-50		a	L	41-	59
1-13-51		h9	L	54-	56
2-16-52		a	L	73-	80
12-29-52		n2	L	60-	68
2-14-53		h9	L	65-	76
12-30-53		n2	L	59-	63
3-1-54		a	L	59-	67
2-18-54		h9	W	88-	68
2-27-56		a	L	48-	66
2-25-57		h	W	64-	57
2-24-58 (ot)		a	W	62-	61
2-23-59		h	W	76-	72
2-22-60 (ot)		a	W	69-	55
2-27-61		h	W	52-	50
2-26-62 (ot)		a	L	75-	82
12-28-62		n2	W	63-	61
2-25-63		h	W	89-	69
2-24-64		a	L	73-	92
12-28-70		n2	W	69-	58
12-16-72		a	L	69-	78
2-15-73 (ot)		h	L	85-	87
1-2-74		h	L	68-	70
1-2-75		a	L	69-	90
11-24-87		a1	L	69-	80

n1-SIC Tournament (City Auditorium, Atlanta, Ga.); n2-Gator Bowl Tournament (Jacksonville, Fla.); a1-Preseason NIT second round

Florida A&M (4-0)

Home: 4-0, Away: 0-0, Neutral: 0-0

12-1-92		h	W	112-	83
11-26-94		h	W	112-	56
2-5-00		h	W	57-	89
11-16-01		h	W	97-	62

Series History vs. All Opponents

Florida State (27-30)

Home: 16-12, Away: 10-16, Neutral: 1-2

All Home Games: 16-12
At AMC: 16-12
In Atlanta: 16-12
All Road Games: 10-16
At Tucker Center: 7-9
As ACC members: 17-16
In the ACC Tournament: 0-1
All Neutral Games: 1-2
As Metro Conference members: 1-3
Under Paul Hewitt: 9-5

> Florida State leads the all-time series with Georgia Tech, 30-27, but Tech has won eight of the last 12 meetings and 17 of the last 27, including a season sweep of the Seminoles in 2006-07. FSU won the only meeting between the two teams in 2007-08, a 66-64 decision in Atlanta.

> Since FSU joined the ACC, Tech is 17-16 against the Seminoles. Florida State won the first six in a row, Tech followed by winning five straight, and is 12-10 against the Seminoles since then.

> In those 33 games, 15 have been decided by four points or less, 23 by 10 points or less. One of those games went to double-overtime, which the Yellow Jackets won 111-108 on Feb. 11, 1999 in Tallahassee.

> The teams have split the regular-season series six of the last 10 years except the 2001-02, 2004-05 and 2006-07 seasons, when Tech won both games. In that span, FSU also won the schools' only ACC Tournament meeting in 2000.

> Tech is 9-5 against FSU with Paul Hewitt as its head coach, and is 6-4 against Seminoles teams led by head coach Leonard Hamilton. Tech is 7-4 against Hamilton overall, with a victory over his Miami team in December of 1997.

> Tech is 10-16 in games played in Tallahassee, including a 7-8 mark at the Donald L. Tucker Center, formerly known as the Tallahassee-Leon County Civic Center.

> The Yellow Jackets had won the last seven homecourt meetings with FSU before last year's loss. Overall, Tech is 16-12 against the Seminoles in Atlanta, all of those games at Alexander Memorial Coliseum.

> Tech and Florida State were both members of the old Metro Conference from 1976-78, and the Seminoles won three of those four meetings.

All-Time Series Results

1-19-63	7/6	h	W	70-55
2-15-64 (ot)		h	W	77-73
1-20-65		a	L	65-72
2-15-65		h	W	77-76
1-31-66		a	L	66-71
2-14-66		h	W	95-88
1-28-67		a	W	75-68
2-25-67		h	W	102-84
1-20-68		h	L	57-73
2-24-68		a	L	67-72
2-18-69		a	W	84-76
2-22-69		h	L	80-98
1-24-70	18/NR	h	L	83-89
2-21-70	8/11	a	L	80-97
1-23-71		a	W	85-67
2-8-71		h	L	76-81
1-22-72		h	L	69-71
2-19-72	14/11	a	L	50-108
3-3-77	n1	W	72-67	
2-21-78	12/10	a	L	72-78
2-25-78	12/10	h	L	82-85
3-3-78	nr/18 ... 11/11	n2	L	69-71
1-23-79		a	L	73-79
2-10-79		h	W	75-72
1-23-92	18/17	h	L	79-83
2-15-92	23/21	a	L	67-80
1-31-93	18/17 ... 19/20	a	L	77-96
3-4-93	11/11	h	L	82-83
1-29-94	21/19	h	L	73-74
3-2-94		a	L	68-71
1-29-95	21/21	a	W	81-68
3-2-95		h	W	69-67
1-27-96		h	W	79-58
2-28-96	18/20	a	W	83-68
1-15-97		h	W	71-58
2-9-97		a	L	62-64
1-18-98	17/16	h	L	67-70
2-18-98		a	W	72-59
1-9-99		h	L	56-75
2-11-99 (2ot)		a	W	111-108
1-19-00		h	W	65-62
2-21-00		a	L	54-64
3-8-00		n3	L	62-63
1-27-01		h	W	77-68
2-28-01		a	L	59-69
1-30-02		h	W	77-46
3-2-02		a	W	86-78
1-14-03		h	W	81-74
3-15-03		a	L	64-71
2-3-04	15/16	a	L	65-81
3-6-04	19/22	h	W	63-60
2-2-05	25/23	h	W	64-61
2-20-05		a	W	76-75
2-9-06		a	L	79-80
1-13-07		h	W	88-80
2-13-07		a	W	63-57
12-30-07		h	L	64-66

n1-Metro Tournament (Mid-South Coliseum, Memphis, Tenn.); n2-Metro Tournament (Riverfront Coliseum, Cincinnati, Ohio); n3-ACC Tournament (Charlotte [N.C.] Coliseum)

Coaching Records

Paul Hewitt vs. Florida State

In Atlanta	6-1
In Tallahassee	3-4
Neutral sites	0-0
Total	9-5

Leonard Hamilton vs. Tech

In Atlanta	1-4
In Tallahassee	3-2
Neutral sites	0-0
Total	4-7 career (4-6 at FSU)

Winning Margin

Tech

In Atlanta	31 (77-46 on 1/30/02)
In Tallahassee	18 (85-67 on 1/23/71)
Neutral sites	5 (72-67 on 2/19/72)

Florida State

In Atlanta	19 (56-75 on 1/9/99)
In Tallahassee	58 (50-108 on 2/19/72)
Neutral	2 (69-71 on 3/3/78)

Team Scoring Highs

Tech

In Atlanta	102 (102-84 on 2/25/67)
In Tallahassee	111 (111-108 on 2/11/99)
Neutral	72 (72-67 on 3/3/77)

Florida State

In Atlanta	98 (80-98 on 2/22/69)
In Tallahassee	108 (50-108 on 2/19/72; 111-108 on 2/11/99)
Neutral	71 (69-71 on 1/22/72)

Individual Scoring Highs

Tech

In Atlanta	41 (Rich Yunkus on 1/24/70)
In Tallahassee	37 (Rich Yunkus on 2/21/70)
Neutral	21 (Tico Brown on 3/3/77; Sammy Drummer on 3/3/78)

Florida State

In Atlanta	28 (Jeff Hogan on 2/22/69)
In Tallahassee	33 (Tim Pickett on 2/3/04)
Neutral	23 (Harry Davis on 3/3/77; Mickey Dillard on 3/3/78)

Fordham (2-0)

Home: 1-0, Away: 1-0, Neutral: 0-0

2-15-90		a1	W	83-78
12-8-90		h	W	92-72

a1-Madison Square Garden, New York, N.Y.

Fort Benning (3-0)

Home: 2-0, Away: 1-0, Neutral: 0-0

2-10-22		a	W	24-23
1-3-32 (exh)		h4	W	42-21
1-27-37 (exh)		h8	W	70-26
1-24-42		h9	W	53-44
2-2-43		h9	W	65-40

Fort McPherson (1-0)

Home: 0-0, Away: 1-0, Neutral: 0-0

11-3-25 (2ot)		a	W	28-26

Francis Marion (2-0)

Home: 2-0, Away: 0-0, Neutral: 0-0

2-10-82		h	W	79-54
1-26-83		h	W	88-76

Franklin & Marshall (1-0)

Home: 0-0, Away: 1-0, Neutral: 0-0

1-4-30		a	W	51-36

Furman (23-6)

Home: 14-2, Away: 9-4, Neutral: 0-0

1-21-21		h4	W	44-24
1-12-24		a	L	37-42
12-15-47		h9	L	53-54
1-13-48		a	W	65-64
12-18-48		h9	W	64-49
12-10-49		h9	W	87-56
12-9-50		h	W	87-50
1-31-53		a	L	93-111
2-11-54		h9	L	67-114
1-13-55		a	L	95-111
1-18-56		a	W	85-75
12-6-56		h	W	93-74
1-2-58		h	W	74-64
12-13-58		a	W	82-77
12-3-59		h	W	91-63
12-3-60		h	W	80-54
12-29-61		a1	W	72-65
12-3-62 (ot)		a	W	80-79
12-4-63		h	W	92-69
1-9-65		a	W	96-85
2-18-66		h	W	110-68
1-10-67 (ot)		a	L	68-69
1-17-68		h	W	68-61
1-28-69		a	W	72-63
1-15-70		h	W	88-61
2-27-71		a	W	81-66
12-22-71		h	W	108-91
12-29-75		a1	W	98-81
12-19-94		h	W	94-73

a1-Poinsettia Tournament (Greenville, S.C.)

Gardner-Webb (1-0)

Home: 1-0, Away: 0-0, Neutral: 0-0

12-1-02		h	W	75-53

George Washington (3-0)

Home: 1-0, Away: 1-0, Neutral: 1-0

1-2-88		h	W	86-57
12-3-88		a	W	94-64
3-18-05	25/25	n1	W	80-68

n1-NCAA Tournament first round (Gaylord Entertainment Center, Nashville, Tenn.)

Georgetown (2-4)

Home: 2-0, Away: 0-1, Neutral: 0-3

2-15-21		a	L	14-37
1-1-55		n1	L	62-68
12-21-63		h	W	96-71
3-23-85	6/6 ... 1/1	n2	L	54-60
11-22-95	25/20 ... 4/4	n3	L	72-94
3-16-98 (ot)		*h	W	80-79

n1-Queen City Tournament (Buffalo, N.Y.); n2-NCAA East Regional final (Providence [R.I.] Civic Center); n3-Preseason NIT semifinals (Madison Square Garden, New York, N.Y.); *h-NIT second round

Georgia (100-84)

Home: 59-24, Away: 28-50, Neutral: 13-10

All Home Games: 59-24
At AMC: 30-8
All Other Home Courts: 28-16
In Athens: 28-50
At Stegeman Coliseum: 3-24
All Neutral Games: 13-10
At The Omni: 8-6
In Atlanta: 66-32
As SEC members: 55-29
As SIC members: 11-11
Under Paul Hewitt: 3-5

> Georgia Tech won its 100th game in the series with Georgia, which began in 1906, with a 78-69 win over the Bulldogs on Dec. 22, 2006 at Alexander Memorial Coliseum. Tech leads 100-84 and has played the Bulldogs more than any other opponent in its basketball history.

> The series has been played alternately on the respective schools' campus since the 1995-96 season, and the Bulldogs have won eight of those 13 games. Tech has won the last three meetings at home, and five of the last six games played at Alexander Memorial Coliseum since the series moved back to campuses. The home team has won all but one of the 13 meetings, the exception being Georgia's 75-70 win at Alexander Memorial Coliseum on Dec. 6, 2000.

> Tech last won in Athens on Nov. 26, 1976 (64-43), and has lost 12 straight games in Stegeman Coliseum, including a 79-72 loss last January.

> Before the December, 1995 meeting in Athens, the teams played 14 straight years at the Omni in downtown Atlanta, which was located on the site of the current Philips Arena. Tech went 8-6 against the Bulldogs in the facility, including eight of the last 10 before the neutral series ended. The teams have played on neutral sites other than the SEC or Southern Intercollegiate Championships only one other time, that coming at the 1960 Gator Bowl Tournament in Jacksonville, Fla.

> Eleven of the last 25 meetings have been decided by five points or fewer, or gone to overtime, 19 by 10 points or less. Three games have gone to overtime, one to three overtimes and one to two.

All-Time Series Results

3-10-06		a	W	27-13
3-17-06 (ot)		h1	W	13-11
1-22-09		a	L	9-78
1-29-09		h2	L	13-69
2-15-13		a	L	12-71
2-28-13		h3	L	20-35
2-14-14		a	L	8-58
2-26-14		h3	L	24-29
2-27-21		n1	L	21-26
2-28-23		n1	W	27-22
1-31-25		h7	W	30-25
2-21-25		a	L	24-34
1-8-26		h7	W	35-30
1-30-26		a	L	29-33
2-20-26		h4	L	19-34
1-15-27 (ot)		a	W	36-35
1-29-27		h4	W	33-27
2-19-27		a	W	36-25
1-14-28		h7	L	30-33
1-28-28		a	W	36-35
2-18-28		h4	W	28-26
1-26-29		h4	W	38-37
2-25-29		a	L	25-27
1-18-30		h7	L	23-26
1-25-30		h4	L	23-25
2-22-30		h4	L	31-35
1-17-31		a	L	30-39
1-31-31		h7	W	37-19
2-14-31		a	L	15-44
1-30-32		h4	W	30-20
2-6-32		a	L	15-25
2-20-32		h4	W	25-22
1-14-33		a	L	25-30
1-28-33		h4	W	26-16
2-18-33		a	W	32-30
1-13-34		a	W	33-25
1-27-34		h4	L	33-37
2-17-34		h4	L	27-28
3-2-34		n2	L	19-33

1-19-35	a	L	23-	33
2-2-35	h4	W	32-	27
2-23-35 (ot)	a	W	49-	39
2-1-36	h8	W	29-	21
2-22-36	a	W	24-	22
1-30-37	a	W	34-	20
2-20-37	h8	W	42-	22
1-29-38	h8	W	51-	28
2-19-38	a	W	29-	27
1-28-39	a	L	26-	32
2-18-39	h9	L	29-	41
1-27-40	h9	L	31-	46
2-17-40	a	L	31-	40
2-7-41	a	L	26-	31
2-20-41	h9	W	52-	44
2-19-42	h9	W	49-	29
2-21-42	a	L	37-	38
2-18-43	a	W	58-	31
2-20-43	h9	W	39-	20
2-12-44	a	W	42-	39
2-19-44	h9	W	71-	44
2-9-45	h9	W	70-	38
2-24-45	a	W	69-	42
3-1-45	n3	W	68-	49
2-6-46	a	L	40-	50
2-15-46	h9	L	43-	46
2-28-46	n3	L	30-	36
2-4-47	a	W	51-	44
2-19-47	h9	W	70-	46
2-4-48	a	W	68-	58
2-12-48	a	W	73-	64
2-18-48	a	L	58-	65
3-5-48	n3	W	60-	57
1-26-49 (ot)	h9	L	60-	74
2-2-49	a	W	56-	49
2-16-49	h9	W	60-	58
1-25-50	a	L	55-	67
2-1-50	h9	W	56-	51
2-15-50 (ot)	a	L	72-	73
1-9-51	h9	W	56-	50
1-20-51	a	L	66-	77
2-7-51	h9	L	53-	54
2-6-52	a	L	64-	72
2-23-52	h9	W	79-	73
12-30-52	n4	W	71-	54
1-6-53	a	L	57-	70
2-4-53	h9	W	78-	73
12-28-53	n4	L	64-	66
2-17-54	a	L	61-	69
2-27-54	h9	W	80-	63
1-24-55	a	L	66-	70
2-17-55	h9	W	75-	54
2-26-55 (2ot)	h9	L	66-	67
12-17-55	h9	W	75-	62
2-6-56 (ot)	a	W	72-	68
2-25-56	a	W	81-	72
12-18-56	h	W	80-	58
2-14-57	a	W	67-	65
2-23-57	h	W	74-	60
12-19-57 (ot)	h	L	68-	69
1-20-58	h	W	72-	59
2-22-58	a	L	59-	62
12-11-58	h	W	73-	66
1-7-59	a	W	66-	62
2-21-59	h	W	82-	62
12-31-59	10/17	h	W	83-	65
1-13-60	6/6	h	W	80-	64
2-20-60	6/8	a	W	69-	68
12-1-60	h	W	74-	56
12-29-60	n4	W	54-	51
1-11-61 (ot)	a	W	89-	80
2-25-61	h	W	83-	71
12-9-61	h	L	67-	70
1-11-62	h	W	68-	62
2-24-62	a	L	61-	68
1-9-63	7/7	a	W	72-	70
2-23-63 (ot)	nr/10	h	W	66-	58
12-2-63	h	W	73-	65
1-21-64	h	W	71-	55
2-22-64	a	L	68-	81
12-19-64	a	L	66-	79
2-9-65	h	W	73-	62
2-20-65	a	L	66-	91
12-9-65	h	L	65-	76
1-19-66	h	W	89-	56
2-26-66	a	L	61-	67
12-7-66	a	L	87-	89
1-21-67	h	W	79-	53
2-15-67	a	W	87-	79
1-7-68	h	W	86-	78
2-15-68	a	L	76-	89
12-5-68	a	L	74-	84
2-13-69	h	W	73-	66
12-3-69	h	W	92-	80
2-4-70	a	L	69-	74
12-4-71	a	W	97-	88
2-3-71	h	W	90-	77
2-2-72	h	W	82-	78
3-7-72	a	L	78-	93
1-31-73	a	L	78-	87
3-6-73	h	W	77-	67
1-16-74	h	L	66-	75
3-7-74 (ot)	a	W	97-	95
11-29-75	a	L	67-	86
3-5-75	h	L	73-	77
11-28-75	h	W	59-	57
1-6-76	a	L	63-	69
11-26-76	a	W	64-	43
1-27-77	h	L	51-	60
11-25-77	h	W	75-	58
1-11-78	a	L	64-	68
12-1-78	h	W	75-	51
2-13-79	a	L	55-	56
12-15-79	a	L	59-	66
2-18-80	h	W	40-	38
12-6-80	h	L	38-	55
12-30-80	a	L	51-	65
12-4-81	a	L	61-	62
12-28-81	n5	L	42-	53
2-4-82	n5	L	67-	82
12-2-83	13/na	n5	L	62-	64
12-11-84	12/14	n5	L	59-	60
12-7-85	5/4	n5	W	89-	65
12-3-86	15/nr	n5	W	72-	66
12-5-87	n5	W	78-	77
12-18-88	11/11	n5	L	69-	80
12-16-89	15/16	n5	W	92-	89
12-19-90 (3ot)	17/13	n5	W	112-	105
12-18-91	13/13	n5	L	65-	66
12-16-92	17/16	n5	W	75-	67
12-15-93	14/14	n5	W	72-	69
12-14-94	14/13	n5	W	86-	78
12-13-95	19/20	a	L	70-	94
12-3-96	h	W	62-	61
12-23-97	nr/23	a	L	71-	77
12-13-98 (ot)	h	W	84-	79
12-8-99	a	L	68-	70
12-6-00	h	L	70-	75
12-9-01	a	L	82-	95
11-27-02	17/18	h	W	83-	77
1-3-04 (2ot)	4/4	a	L	80-	83
12-5-04	4/4	h	W	87-	49
12-7-05	a	L	75-	91
12-22-06	h	W	78-	69
1-9-08	a	L	72-	79

h1-Peachtree Auditorium; h2-Cable Piano Company; h3-Crystal Palace; h4-City Auditorium; h7-Temporary Gym; h8-Naval Armory; h9-Heisman Gym; n1-SIC Tournament (City Auditorium, Atlanta, Ga.); n2-SEC Tournament (City Auditorium, Atlanta, Ga.); n3-SEC Tournament (Louisville, Ky.); n4-Gator Bowl Tournament (Jacksonville, Fla.); n5-The Omni, Atlanta, Ga.

Coaching Records

Paul Hewitt vs. Georgia

In Atlanta	3-1
In Athens	0-4
Neutral sites	0-0
Total	3-5

Dennis Felton vs. Tech

In Atlanta	0-2
In Athens	2-0
Neutral sites	0-0
Total	2-2

Winning Margin

Tech

In Atlanta	38 (87-49 on 12/5/04)
In Athens	27 (58-31 on 2/18/43; 69-42 on 2/24/45)
Neutral	24 (89-65 on 12/7/85)

Georgia

In Atlanta	56 (13-69 on 1/29/09)
In Athens	69 (9-78 on 1/22/09)
Neutral	15 (67-82 on 2/4/82)

Team Scoring Highs

Tech

In Atlanta	92 (92-80 on 12/3/69)
In Athens	.97 (97-88 on 12/4/71; 97-95 on 3/7/74)
Neutral	112 (112-105 on 12/19/90)

Georgia

In Atlanta	80 (89-80 on 1/11/61; 92-80 on 12/3/69)
In Athens	95 (97-95 on 3/7/74; 82-95 on 12/9/01)
Neutral	105 (112-105 on 12/19/90)

Individual Scoring Highs

Tech

In Atlanta	39 (Jim Wood on 3/5/75)
In Athens	40 (Rich Yunkus on 12/4/70)
Neutral	40 (Kenny Anderson on 12/19/90)

Georgia

In Atlanta	29 (Jumaine Jones on 12/13/98)
In Athens	32 (Billy Magarity on 3/7/74)
Neutral	31 (Litterial Green on 12/19/90)

Georgia Medical College (2-0)

Home: 1-0, Away: 1-0, Neutral: 0-0

1-15-44	h9	W	68-	28
2-6-44	a	W	68-	45

Georgia Pre-Flight (2-2)

Home: 2-0, Away: 0-2, Neutral: 0-0

1-21-44	h9	W	34-	18
2-28-44	a	L	34-	43
1-10-45	h9	W	41-	36
1-17-45	a	L	36-	52

Georgia Southern (3-2)

Home: 2-1, Away: 1-0, Neutral: 0-1

12-29-53	n1	L	80-	101
12-1-58	h	L	64-	72
2-13-60	6/8	h	W	66-	53
2-13-82	a	W	55-	40
1-28-98	h	W	77-	45

Formerly Georgia Teachers College
n1-Gator Bowl Tournament (Jacksonville, Fla.)

Georgia State (16-2)

Home: 15-1, Away: 1-1, Neutral: 0-0

2-17-70	h	W	101-	62
3-10-73	a	L	73-	77
2-2-74	h	W	73-	61
12-13-74	h	W	80-	74
1-21-76	h	L	62-	69
1-10-77	h	W	74-	54
12-3-77	h	W	82-	55
2-27-82	h	W	74-	73
1-19-83	h	W	64-	60
2-3-87	h	W	98-	74
1-12-88	h	W	111-	82
1-10-89	19/16	h	W	121-	86
11-24-89	21/19	h	W	108-	83
12-14-91	13/13	h	W	90-	72
12-12-92	13/15	h	W	102-	79
12-4-93	16/17	h	W	95-	65
11-16-06	23/21	h	W	103-	74
12-5-07	a	W	72-	67

Gonzaga (0-1)

Home: 0-0, Away: 0-0, Neutral: 0-1

12-18-04	3/3	22/v	n1	L	73-	85

n1-Las Vegas Showdown (Thomas & Mack Center, Las Vegas, Nev.)

Grambling State (1-0)

Home: 0-0, Away: 0-0, Neutral: 1-0

11-24-99	n1	W	100-	88

n1-Great Alaska Shootout (Sullivan Arena, Anchorage, Alaska)

Grayson Athletic Club (1-0)

Home: 1-0, Away: 0-0, Neutral: 0-0

1-27-32	h4	W	52-	27

Hamline (0-1)

Home: 0-0, Away: 0-0, Neutral: 0-1

12-31-47	n1	L	35-	52

n1-All-College Tournament (Oklahoma City, Okla.)

Harvard (1-0)

Home: 1-0, Away: 0-0, Neutral: 0-0

12-28-00	h	W	90-	59

Havana, University of (1-1)

Home: 0-0, Away: 1-1, Neutral: 0-0

12-30-25 (exh)	a	W	18-	5
1-2-26 (exh)	a	L	10-	16

Havana Yacht Club (1-1)

Home: 0-0, Away: 1-1, Neutral: 0-0

12-29-25 (exh)	a	L	28-	29
12-31-25 (exh-ot)	a	W	31-	25

Hawaii (2-2)

Home: 2-0, Away: 0-2, Neutral: 0-0

1-25-69	h	W	85-	59
2-19-71	a	L	61-	63
2-20-71	a	L	62-	91
1-16-73 (ot)	h	W	85-	82

Hofstra (2-1)

Home: 1-0, Away: 0-0, Neutral: 1-1

12-26-96	n1	W	58-	47
12-26-98	n1	L	42-	61
11-20-03	*h	W	75-	56

n1-ECAC Holiday Festival (Madison Square Garden, New York, N.Y.); *h-Preseason NIT second round

Houston (2-0)

Home: 0-0, Away: 0-0, Neutral: 2-0

12-28-88	17/17	n1	W	87-	78
3-19-92	n2	W	65-	60

n1-Rainbow Classic (Blaisdell Center, Honolulu, Hawaii); n2-NCAA Midwest Regional first round (Bradley Center, Milwaukee, Wis.)

Howard (3-0)

Home: 2-0, Away: 1-0, Neutral: 0-0

12-4-48	a	W	62-	42
1-3-57	h	W	95-	54
1-2-91	24/nr	h	W	84-	77

Idaho State (3-1)

Home: 0-0, Away: 0-0, Neutral: 3-1

12-28-54 (ot)	n1	W	72-	69
12-28-56	20/nr	n2	W	75-	72
12-10-76	n3	L	72-	88
12-18-00	n4	W	78-	56

n1-Queen City Tournament (Buffalo, N.Y.); n2-All-College Tournament (Oklahoma City, Okla.); n3-Marshall Invitational (Huntington, W.Va.); n4-Stanford Invitational (Stanford, Calif.)

Series History vs. All Opponents

Illinois (1-6)

Home: 0-0, Away: 0-1, Neutral: 1-5

12-30-66	n1	L	71-	83
12-28-67	n2	L	54-	65
3-21-85	6/6 .... 12/10 .... n3	W	61-	53
3-1-86	4/3 .... h10	L	57-	59
12-29-88	17/17 .... 4/4 .... n4	L	75-	80
1-22-89 (2ot)	nr/20 .... a	L	92-	102
11-23-01	3/2 .... n5	L	66-	105

n1-Bruin Classic (Pauley Pavilion, Los Angeles, Calif.); n2-Chicago Classic, Chicago, Ill.; n3-NCAA East Regional semifinal (Providence [R.I.] Civic Center); n4-Rainbow Classic (Blaisdell Center, Honolulu, Hawaii); n5-Las Vegas Invitational (Valley High School, Las Vegas, Nev.)

Illinois-Chicago (1-1)

Home: 0-1, Away: 1-0, Neutral: 0-0

11-22-04	3/3 .... a	W	60-	59
11-25-05	h	L	51-	73

Indiana (0-2)

Home: 0-0, Away: 0-1, Neutral: 0-1

12-29-69	n1	L	65-	87
11-27-07	a1	L	79-	83

a1-ACC/Big Ten Challenge; n1-Bruin Classic (Pauley Pavilion, Los Angeles, Calif.)

IUPUI (0-1)

Home: 0-1, Away: 0-0, Neutral: 0-0

12-29-01	h	L	92-	98

[Indiana University-Purdue University-Indianapolis]

176th Infantry (0-2)

Home: 0-1, Away: 0-1, Neutral: 0-0

2-11-43	h9	L	52-	55
2-18-44	a	L	42-	64

Iona (2-1)

Home: 0-0, Away: 0-0, Neutral: 2-1

1-4-83	n1	L	58-	81
2-8-89	20/20 .... n2	W	78-	69
12-27-98	n3	W	72-	65

n1-Brendan Byrne Arena, East Rutherford, N.J.; n2-Madison Square Garden, New York, N.Y.; n3-ECAC Holiday Festival (Madison Square Garden, New York, N.Y.)

Iowa (1-1)

Home: 0-0, Away: 1-1, Neutral: 0-0

11-28-00	a1	L	67-	85
3-24-03	a2	W	79-	78

a1-ACC-Big Ten Challenge (Iowa City, Iowa); a2-NIT second round (Iowa City, Iowa)

Iowa State (1-0)

Home: 0-0, Away: 0-0, Neutral: 1-0

3-18-88	n1	W	90-	78

n1-NCAA East First Round (Hartford [Conn.] Civic Center)

Islay Dairy (1-0)

Home: 0-0, Away: 1-0, Neutral: 0-0

12-24-26	a	W	29-	24

Jackson State (2-0)

Home: 2-0, Away: 0-0, Neutral: 0-0

12-1-87	h	W	79-	71
11-13-06	23/21	h	W	100- 70

Jacksonville (4-5)

Home: 1-2, Away: 1-2, Neutral: 1-1

2-6-67	a	W	81-	71
1-8-68	a	L	53-	63
2-12-68	h	W	97-	77
1-6-69	h	L	62-	71
2-8-69	a	L	67-	73
2-26-70	6/6 .... h	L	81-	86
12-27-80	n1	L	41-	64
12-21-85	7/7 .... n1	W	72-	53
12-22-05	h	L	92-	67

n1-Gator Bowl Tournament (Jacksonville, Fla.)

Jacksonville YMCA (1-0)

Home: 0-0, Away: 1-0, Neutral: 0-0

12-31-23	a	W	32-	31

James Madison (2-0)

Home: 2-0, Away: 0-0, Neutral: 0-0

11-20-91	23/24 .... *h	W	93-	69
12-15-04	3/3 .... h	W	72-	47

***h-Preseason NIT first round**

Kansas (1-5)

Home: 1-1, Away: 0-2, Neutral: 1-1

1-12-71	h	L	71-	84
2-7-72	a	L	65-	93
11-27-99	10/11 .... n1	L	70-	84
3-28-04 (ot)	14/15 .... 16/14 .... n2	W	79-	71
1-1-05 (ot)	9/9 .... 2/2 .... a	L	68-	70
12-18-07	3/3 .... h	L	66-	71

n1-Great Alaska Shootout (Sullivan Arena, Anchorage, Alaska); n2-NCAA St. Louis Regional final (Edward Jones Dome, St. Louis, Mo.)

Kennesaw State (1-0)

Home: 1-0, Away: 0-0, Neutral: 0-0

11-6-04 (exh)	h	W	80-	60

Kentucky (15-56)

Home: 9-17, Away: 4-31, Neutral: 2-8

2-23-24	a1	L	27-	33
2-26-25	h7	L	16-	18
1-16-26	a2	L	24-	25
1-22-27	h7	W	48-	16
2-11-28	a2	W	35-	31
1-16-29	h7	W	33-	19
2-8-30	a2	L	19-	39
2-7-31	a2	L	34-	38
2-17-31	h7	L	16-	35
2-11-33	a2	L	22-	45
2-10-34	a2	L	25-	49
2-9-35	a2	L	30-	57
3-2-37	n1	L	30-	40
2-19-40	h9	W	44-	39
1-20-41	h9	L	37-	47
2-17-41	a2	L	41-	60
1-20-42	h9	L	53-	63
2-16-42	a2	L	51-	57
1-19-43	h9	L	36-	38
2-15-43	a2	L	31-	58
1-22-45	h9	L	58-	64
2-3-45	a2	L	32-	51
1-21-46	a2	L	43-	68
1-28-46	h9	L	26-	54
1-20-47	h9	L	47-	70
2-22-47	a2	L	46-	83
3-1-47	n2	L	53-	75
1-19-48	h9	L	56-	71
2-21-48	a2	L	54-	78
3-6-48	n2	L	43-	54
1-17-49	h9	L	45-	56
2-19-49	a2	L	32-	78
1-16-50	2/na h9	L	47-	61
2-18-50	5/na a2	L	62-	97
1-22-51	2/2 .... h9	L	61-	82
2-9-51	1/1 .... a3	L	42-	75
3-2-51	1/1 .... n2	L	56-	82
1-21-52	3/3 .... h9	L	51-	96
2-9-52	1/1 .... a3	L	42-	93
2-28-52	1/1 .... n2	L	59-	80
1-9-54	1/1 .... a3	L	53-	105
2-2-54	1/1 .... n3	L	48-	99
1-8-55	1/1 .... a3	W	59-	58
1-31-55	1/1 .... h9	W	65-	59
1-7-56	6/6 .... a3	L	51-	104
1-30-56	3/4 .... h9	L	62-	84
1-4-57	3/3 .... a3	L	72-	95
1-28-57	5/3 .... h	L	65-	76
1-4-58	10/15 .... a3	L	60-	76
1-27-58	9/12 .... h	W	71-	52
1-3-59	1/1 .... a3	L	62-	72
1-26-59	1/1 .... h	L	70-	94
1-2-60	10/17 .... 13/14 .... a3	W	62-	54
1-25-60	6/6 .... 16/15 .... h	W	65-	44
1-7-61	a3	L	79-	89
1-30-61	h	W	62-	60
1-6-62	3/5 .... a3	L	70-	89
1-29-62	2/3 .... h	L	62-	71
1-5-63 (2ot)	nr/13 .... 6/7 .... a3	W	86-	85
1-28-63	7/6 .... h	W	66-	62
1-4-64	1/1 .... h	W	76-	67
1-25-64	5/4 .... a3	L	62-	79
12-19-75	20/nr a3	L	64-	66
12-21-91	13/13 .... 9/9 .... n4	W	81-	80
12-5-92	13/15 .... 5/5 .... a	L	87-	96
12-9-95	16/15 .... 5/5 .... a	L	60-	83
12-21-96	3/3 .... n5	L	59-	88
12-13-97	24/23 .... 4/5 .... a	L	71-	85
12-19-98	3/4 .... n5	L	39-	80
1-5-00	24/24 .... a4	L	71-	80
12-9-00	n6	W	86-	84

a-Rupp Arena; a1-Buell Armory; a2-Alumni Gym; a3-Memorial Coliseum; a4-Freedom Hall, Louisville, Ky.; n1-SEC Tournament (Knoxville, Tenn.); n2-SEC Tournament (Louisville, Ky.); n3-Louisville, Ky.; n4-Kuppenheimer Classic (The Omni, Atlanta, Ga.); n5-Delta Classic (Georgia Dome, Atlanta, Ga.); n6-Delta Classic (Philips Arena, Atlanta, Ga.)

Knights of Columbus (0-1)

Home: 0-0, Away: 0-1, Neutral: 0-0

12-30-30	a	L	24-	29

Lafayette (3-0)

Home: 3-0, Away: 0-0, Neutral: 0-0

12-10-94	17/15 .... h	W	112-	84
1-2-00	h	W	75-	64
12-28-04	9/9 .... h	W	92-	58

LaGrange YMCA (1-0)

Home: 0-0, Away: 1-0, Neutral: 0-0

12-23-28	a	W	33-	31

LaSalle (1-1)

Home: 0-0, Away: 0-1, Neutral: 1-0

12-22-48	a	L	59-	67
3-20-71	n1	W	70-	67

n1-NIT first round (Madison Square Garden, New York, N.Y.)

LeMoyne (1-0)

Home: 1-0, Away: 0-0, Neutral: 0-0

11-14-04 (exh)	h	W	103-	66

Lithuanian National Team (1-0)

Home: 1-0, Away: 0-0, Neutral: 0-0

11-22-93 (exh)	h	W	88-	68

Loraine Lions Club (1-0)

Home: 0-0, Away: 1-0, Neutral: 0-0

12-25-26	a	W	26-	25

Louisiana-Lafayette (1-0)

Home: 1-0, Away: 0-0, Neutral: 0-0

11-18-03	*h	W	79-	45

***h-Preseason NIT first round**

Louisiana State (14-20)

Home: 6-5, Away: 6-11, Neutral: 2-4

2-10-27	a	L	27-	29
2-26-32	n1	L	33-	36
2-14-38	a	L	35-	47
2-9-39	h9	W	37-	35
2/2-40	a	W	34-	33
2-10-41	a	L	41-	43
2-6-42	a	L	41-	54
2-5-43	h9	W	45-	44
1-10-48	a	W	52-	40
1-26-48	h	L	46-	54
1-8-49	a	L	59-	65
2-7-49	h9	L	63-	72
3-3-49	n2	L	53-	55
1-6-50	a	L	52-	63
2-6-50	h9	W	85-	58
1-5-51	a	L	49-	68
2-4-52	h9	L	51-	73
2-21-53	a	L	52-	76
2-13-54	17/12 .... h9	L	54-	89
2-12-55 (ot)	a	W	79-	72
2-13-56	h9	W	97-	74
2-11-57	a	W	87-	60
2-10-58	19/nr	a	W	88- 61
2-9-59	a	W	64-	63
2-8-60	6/6 .... h	W	76-	56
2-110-61	a	L	50-	63
2-10-62	h	L	51-	52
2-9-63	6/6 .... a	L	54-	56
2-7-64	h	W	51-	49
3-20-86	6/6 .... n3	L	64-	70
12-14-86	15/nr .... a	L	49-	52
3-13-87	n4	L	79-	85
12-16-87	h10	W	87-	70
3-17-90	9/7 .... 19/nr n5	W	94-	91

n1-SEC Tournament (City Auditorium, Atlanta, Ga.); n2-SEC Tournament (Louisville, Ky.); n3-NCAA Southeast Regional semifinal (The Omni, Atlanta, Ga.); n4-NCAA Midwest Regional first round (Rosemont Horizon, Chicago, Ill.); n5-NCAA Southeast Regional second round (Thompson-Boling Arena, Knoxville, Tenn.)

Louisville (13-15)

Home: 4-2, Away: 4-9, Neutral: 5-4

12-18-50	a	L	57-	79
12-6-58	a	L	57-	71
12-5-59	h	W	68-	56
12-12-60	a1	L	65-	74
2-17-62	h	W	59-	50
2-16-63	10/9 .... h	L	73-	78
1-18-64	a2	L	59-	68
12-29-64	n1	L	71-	77
1-16-65	a2	W	66-	63
12-27-65	n2	L	48-	54
2-25-77	10/10 .... a	L	80-	91
3-4-77	10/9 .... n3	W	56-	55
1-14-78	9/8 .... a	L	84-	90
2-14-78	h	W	69-	59
1-6-88	a	W	62-	61
1-15-89	19/16 .... 9/9 .... h	L	65-	67
2-10-90	16/15 .... 15/14 .... a	W	94-	84
2-24-91	h	W	82-	69
1-25-92	18/17 .... 20/21 .... a	W	73-	65
12-19-92	17/16 .... 21/22 .... n4	W	87-	85
1-15-94	17/18 .... 15/15 .... a	L	68-	88
12-17-94	14/13 .... n4	L	72-	77
12-16-95	19/20 .... 20/19 .... n4	W	88-	77
1-11-97	14/16 .... a	L	56-	60
11-29-97	19/19 .... n5	W	73-	69
12-20-97	n4	W	94-	86
2-14-99	a	L	58-	78
3-20-05	25/25 .... 4/4 .... n6	L	54-	76

a1-Bluegrass Invitational (Freedom Hall, Louisville, Ky.); a2-Louisville Convention Center; n1-Sugar Bowl Tournament (New Orleans, La.); n2-Hurricane Classic (Miami, Fla.); n3-Metro Tournament (Mid-South Coliseum, Memphis, Tenn.); n4-Holiday Classic (Georgia Dome, Atlanta, Ga.); n5-Puerto Rico Shootout (Eugenio Guerra Sports Complex, Bayamon, P.R.); n6-NCAA Tournament second round (Gaylord Entertainment Center, Nashville, Tenn.)

Loyola-Chicago (0-1)

Home: 0-0, Away: 0-1, Neutral: 0-0

12-30-67	a	L	71-	96

Loyola Marymount (1-0)

Home: 0-0, Away: 0-0, Neutral: 1-0

12-22-90	n1	W	135-	94

n1-Kuppenheimer Classic (The Omni, Atlanta, Ga.)

Macon YMCA (3-1)

Home: 0-0, Away: 2-1, Neutral: 1-0

1-17-20	h4	W	28-	23
2-14-20	a	L	4-	64
1-21-22	a	W	29-	14
12-29-23	a	W	31-	28

Maine (1-0)

Home: 1-0, Away: 0-0, Neutral: 0-0

1-4-71	h	W	99-	52

Manhattan (1-1)

Home: 1-0, Away: 0-1, Neutral: 0-0

1-1-31 (ot)	a	L	26-	32
11-15-95	h11	W	87-	67

h11-Preseason NIT first round (Georgia Dome, Atlanta, Ga.)

Marathon Oil (2-2)

Home: 2-2, Away: 0-0, Neutral: 0-0

11-21-83 (exh)	h	W	91-	88
11-17-84 (exh-ot)	h	W	104-	89
11-2-95 (exh-ot)	h10	L	88-	91
11-5-96 (exh)	h	L	62-	91

Marist (4-0)

Home: 2-0, Away: 0-0, Neutral: 2-0

3-13-86	6/6	n1	W	68- 53
1-2-90	12/12	h	W	86- 77
12-7-02		n2	W	67- 53
12-23-03	4/4	h	W	90- 40

n1-NCAA Southeast Regional first round (Assembly Center, Baton Rouge, La.); n2-Madison Square Garden, New York, N.Y.

Marquette (3-3)

Home: 1-1, Away: 1-1, Neutral: 1-1

1-13-26		h	W	23- 19
12-27-56		n1	L	78- 102
12-27-57		n2	W	67- 58
12-27-63		a1	W	84- 83
1-26-76	3/2	h	L	44- 55
1-3-77	12/14	a	L	45- 63

a1-Milwaukee Classic (Milwaukee, Wis.); n1-All-College Tournament (Oklahoma City, Okla.); n2-Motor City Classic (Detroit, Mich.)

Maryland (33-34)

Home: 18-9, Away: 11-21, Neutral: 4-4

All Home Games: 18-9
At AMC: 17-9
At The Omni: 2-0
In Atlanta: 19-9
All Road Games: 11-21
At Comcast Center: 1-4
At Cole Field House: 10-17
As ACC members: 33-30
In the ACC Tournament: 3-4
All Neutral Games: 4-4
Under Paul Hewitt: 4-10

> Maryland has won the last six games in the series to pull ahead of Georgia Tech all-time, 34-33. Up until now, the Terrapins were one of four ACC teams against whom it had an all-time winning record (Clemson, Miami and Virginia are the others). Maryland has won 11 of the last 16.

> Tech's 33-30 record against Maryland since 1979-80 is its best mark against any ACC team since the Jackets joined the league.

> Tech is 4-10 against Maryland under head coach Paul Hewitt, 1-6 at College Park. Tech is 16-22 vs. Gary Williams-coached Maryland teams.

> Eight of the 14 games between Tech and Maryland since Paul Hewitt became the head coach have been decided by 10 points or fewer.

> Percentage wise and in terms of the number of wins, Tech's 11-21 road record vs. Maryland is the second-best it has against any team in the ACC. The Jackets are 1-4 in the Comcast Center, and were 10-17 at Cole Field House.

> Maryland won the first nine games of the series, but Tech turned the tables under head coach Bobby Cremins, winning 28 of 35 meetings (including 10 in a row at one point) through the 1995-96 season. The Terps won the next seven in a row before Cremins' last Tech Jacket team won 69-68 at home on Jan. 15, 2000.

> Tech is 3-4 in ACC Tournament meetings with Maryland. The Terrapins were Tech's first-ever ACC Tournament opponent, a 51-49 overtime win in the 1980 first round in Greensboro. Maryland also was Tech's first ACC Tournament victim, in 1983 at the Omni by a 64-58 score.

All-Time Series Results

12-29-72	2/4	a	L	55- 90
12-27-74	5/7	a	L	67- 103
12-10-75	2/3	a	L	65- 93
12-29-77	14/14	a	L	63- 65
12-19-79		a	L	60- 70
1-3-80		h	L	74- 83
2-28-80	7/7	n1	L	49- 51
12-23-80	9/9	h	L	55- 66
1-31-81	14/13	a	L	64- 72
12-23-81		a	W	45- 43
1-30-82		h	W	64- 63
12-5-82		a	L	68- 77
2-23-83		h	W	70- 60
3-11-83		n2	W	64- 58
2-4-84 (2ot)	18/nr	10/9	h	W 71- 70
2-23-84		a	L	74- 79
12-28-84	10/13	nr/20	n3	W 70- 69
2-2-85	8/9	17/17	a	W 72- 60
2-19-85	8/9	nr/29	h	W 48- 43
1-11-86	5/5		h	W 68- 67
2-22-86	5/5		a	W 77- 70
3-8-86	6/6		n1	W 64- 62
2-1-87			h	W 76- 72
2-10-87			a	W 78- 74
2-8-88			a	W 96- 83
2-17-88			h	W 104- 82
3-11-88	18/18		n1	L 67- 84
2-4-89			h	W 87- 74
2-14-89			a	W 67- 66
2-3-90	17/15		a	W 90- 84
2-13-90	13/11		h	W 80- 78
2-1-91	23/22		h	W 80- 65
2-13-91			a	L 93- 96
1-5-92	15/11		h	W 92- 67
2-9-92	20/18		a	W 67- 65
1-5-93	10/11		a	W 85- 75
2-7-93	22/22		h	W 93- 79
1-4-94	12/13		h	L 88- 91
2-5-94	21/21		a	W 83- 71
1-4-95	24/20	7/11	a	L 67- 80
2-4-95	21/20	5/8	h	W 100- 91
1-3-96			h10	W 98- 84
2-3-96	25/nr		a	L 74- 88
3-9-96	18/18		n1	W 84- 79
12-12-96			a	L 63- 77
2-19-97	14/13		h	L 68- 76
1-21-98			h	L 67- 70
2-21-98			a	L 69- 81
3-6-98	21/24		n1	L 65- 83
1-19-99	4/4		a	L 62- 77
2-21-99	5/5		h	L 60- 91
1-15-00	18/16		h	W 69- 68
2-16-00	22/22		a	L 70- 92
1-5-01	17/17		a	L 80- 93
2-6-01	13/13		h	W 72- 62
1-13-02	4/4		h	L 87- 92
2-13-02	3/3		a	L 65- 85
12-29-02	23/22		a	L 77- 84
2-9-03	8/8		h	W 90- 84
1-17-04	12/14		h	W 81- 71
2-19-04	18/16		a	W 75- 64
1-30-05	22/21		a	L 71- 79
1-25-06	18/19		h	L 74- 86
2-18-06 (ot)			a	L 84- 87
3-9-06			n1	L 62- 84
1-24-07			a	L 65- 80
2-2-08			h	L 86- 88

n1-ACC Tournament (Greensboro [N.C.] Coliseum); n2-ACC Tournament (The Omni, Atlanta, Ga.); n3-Rainbow Classic (Blaisdell Arena, Honolulu, Hawaii); h10-The Omni, Atlanta, Ga.

Coaching Records

Paul Hewitt vs. Maryland

In Atlanta	3-3
In College Park	1-6
Neutral sites	0-1
Total	4-10

Gary Williams vs. Tech

In Atlanta	6-10
In College Park	13-5
Neutral sites	2-1
Total	22-16

Winning Margin

Tech

In Atlanta	25 (92-67 on 1/5/92)
In College Park	13 (96-83 on 2/8/88)
Neutral	6 (64-58 on 3/11/83)

Maryland

In Atlanta	31 (60-91 on 2/21/99)
In College Park	36 (67-103 on 12/27/74)
Neutral	18 (65-83 on 3/6/98, 82-64 on 3/9/06)

Team Scoring Highs

Tech

In Atlanta	104 (104-82 on 2/17/88)
In College Park	96 (96-83 on 2/8/88)
Neutral	84 (84-79 on 3/9/96)

Maryland

In Atlanta	92 (70-92 on 1/13/02)
In College Park	103 (67-103 on 12/27/74)
Neutral	84 (67-84 on 3/11/88)

Individual Scoring Highs

Tech

In Atlanta	36 (Dennis Scott on 2/13/90; James Forrest on 1/4/94)
In College Park	30 (Kenny Anderson on 2/13/91)
Neutral	23 (Stephon Marbury 3/9/96)

Maryland

In Atlanta	36 (Evers Burns on 2/6/93)
In College Park	34 (Tony Massenburg on 2/3/90)
Neutral	33 (Keith Booth on 3/9/96)

Maryland-Eastern Shore (2-0)

Home: 2-0, Away: 0-0, Neutral: 0-0

2-20-84		h	W	70- 61
1-3-85	8/7	h	W	93- 40

Massachusetts (0-1)

Home: 0-0, Away: 0-0, Neutral: 0-1

12-22-95	21/18	2/2	n1	L	67- 75

n1-Jimmy V Classic (Brendan Byrne Arena, East Rutherford, N.J.)

Mayport Naval Base (2-0)

Home: 1-0, Away: 1-0, Neutral: 0-0

1-26-44	h9	W	58-	44
2-21-44	a	W	57-	53

Memphis (4-3)

Home: 2-1, Away: 1-1, Neutral: 1-1

1-17-77	18/nr	h	W	89- 82
1-24-78		h	L	62- 65
2-18-78		a	L	59- 61
1-16-79 (2ot)		a	W	89- 84
2-22-79		h	W	79- 63
3-27-92 (ot)		n1	L	79- 83
11-21-06	19/19	12/11	n2	W 92- 85

Formerly Memphis State
n1-NCAA Midwest Regional semifinal (Kemper Arena, Kansas City, Mo.); n2-EA Sports Maui Invitational (Lahaina Civic Center, Lahaina, Maui, Hawaii)

Mercer (25-16)

Home: 15-7, Away: 9-7, Neutral: 1-2

1-8-09	h2	W	28-	7
1-15-09	a	L	13-	26
2-21-13	h3	L	25-	31
2-25-13	a	W	23-	19
2-7-14	a	W	30-	20
2-13-14	h3	W	31-	22
1-16-20	h5	W	30-	26
2-13-20	a	W	21-	16
1-8-21	h4	L	19-	20
1-29-21	a	L	18-	41
1-7-22	a	L	26-	28
1-20-22	h4	W	44-	35
2-26-22	n1	L	14-	29
1-6-23	a	L	20-	30
1-20-23	h4	W	33-	32
3-2-23	n1	L	26-	30
1-18-24	h4	L	26-	30
1-19-24	a	L	20-	36
1-16-25	h7	L	18-	23
2-13-25	a	L	21-	28
1-23-32	a	L	39-	40
2-13-32	h4	L	33-	42
1-21-33	h4	W	47-	18
2-20-35	a	W	42-	28
1-8-36	a	W	59-	42
1-15-36	h8	W	46-	20
1-9-37	h8	W	53-	36
1-17-38	a	W	46-	37
1-19-38	h8	W	53-	23
1-11-39	h9	L	28-	30
1-8-44	h9	W	48-	31
2-5-44	a	W	67-	34
1-30-67	h	W	91-	57
1-18-69	a	W	67-	59
1-28-74	h	L	85-	102
1-14-75	a	W	70-	68
1-31-75	h	W	91-	80
3-15-85	6/6	n1	W	65- 58
12-28-91	13/13	h	W	97- 67
12-11-93	17/17	h	W	86- 69
11-19-99		h	W	91- 79

n1-NCAA East Regional first round (The Omni, Atlanta, Ga.)

Mexico City YMCA (1-0)

Home: 1-0, Away: 0-0, Neutral: 0-0

2-9-33	h4	W	41-	21

Miami (4-5)

Home: 2-2, Away: 2-3, Neutral: 0-0

All Home Games: 2-2
At AMC: 2-2
In Atlanta: 2-2
All Road Games: 2-3
At BankUnited Center: 1-2
As ACC members: 2-4
In the ACC Tournament: 0-0
All Neutral Games: 0-0
Under Paul Hewitt: 2-4

> Miami has won four of six meetings with Georgia Tech since the Hurricanes joined the ACC, including a sweep of last season's regular-season series. The Yellow Jackets swept the season series from the Hurricanes in UM's first ACC season, then UM won the teams' only regular-season contests in 2005-06 and 2006-07.

> The most recent meeting between the two schools prior to Miami's joining the ACC occurred in December of 1997 as part of the Orange Bowl Classic doubleheader at Miami Arena, the Hurricanes' home court until the team moved into the on-campus Convocation Center last year. The Yellow Jackets, led that year by senior forward Matt Harpring, won that game, 69-61.

> Tech played Miami twice under former head coach Whack Hyder, losing the first-ever meeting in the series by 22 points in 1953, then taking a six-point homecourt victory in 1967. That was the only pre-ACC visit by the Hurricanes to Alexander Memorial Coliseum, and the 90-84 Tech win has been the highest scoring game in the brief series.

> Tech coach Paul Hewitt is 2-4 against Miami, and Hurricanes head coach Frank Haith is 4-2 against the Yellow Jackets.

Series History vs. All Opponents

All-Time Series Results

1-3-53	a	L	60-	82
2-27-67	h	W	90-	84
12-27-97	a1	W	69-	61
1-6-05	9/10	h	W	80-	69
2-26-05	a	W	76-	72
2-4-06	h	L	53-	70
12-3-06	21/23	a	L	82-	90
1-12-08	25/v	a	L	68-	78
12-3-06	h	L	63-	64

a1-Orange Bowl Classic (Miami [Fla.] Arena)

Coaching Records

Paul Hewitt vs. Miami

In Atlanta	1-1
In Miami	1-1
Neutral sites	0-0
Total	2-2

Frank Haith vs. Georgia Tech

In Atlanta	1-1
In Miami	1-1
Neutral sites	0-0
Total	2-2

Winning Margin

Georgia Tech

In Atlanta	12 (80-68 on 1/6/05)
In Miami	8 (69-61 on 12/27/97)
Neutral	na

Miami

In Atlanta	17 (70-53 on 2/4/06)
In Miami	22 (82-60 on 1/3/53)
Neutral	na

Team Scoring Highs

Georgia Tech

In Atlanta	90 (90-84 on 2/27/67)
In Miami	82 (82-90 on 12/3/06)
Neutral	na

Miami

In Atlanta	84 (84-90 on 2/27/67)
In Miami	90 (90-82 on 12/3/06)
Neutral	na

Individual Scoring Highs

Georgia Tech

In Atlanta	27 (Ted Tomasovich on 2/27/67, Anthony Morrow on 2/4/06)
In Miami	24 (Matt Harpring on 12/27/97)
Neutral	na

Miami

In Atlanta	27 (Guillermo Diaz on 1/6/05)
In Miami	24 (Guillermo Diaz on 2/26/05)
Neutral	na

Michigan (4-3)

Home: 1-0, Away: 0-0, Neutral: 3-3

12-28-66	n1	W	101-	70
3-24-71	n2	W	78-	70
11-30-85	2/2	3/3	n3	L	44-	49
11-26-93	13/15	5/5	n3	L	70-	80
11-24-95	25/20	17/16	n4	W	77-	61
12-1-99	n5	L	77-	80
11-30-04	4/4	h1	W	99-	68

h1-ACC-Big Ten Challenge (AMC); n1-Bruin Classic (Pauley Pavilion, Los Angeles, Calif.); n2-NIT quarterfinals (Madison Square Garden, New York, N.Y.); n3-Hall of Fame-Tipoff Classic (Springfield [Mass.] Civic Center); n4-Preseason NIT third place game (Madison Square Garden, New York, N.Y.); n5-ACC-Big Ten Challenge (Philips Arena, Atlanta, Ga.)

Michigan State (2-2)

Home: 0-0, Away: 1-2, Neutral: 1-0

1-4-47	a	L	52-	62
12-22-49	a	W	68-	60
3-23-90 (ot)	9/7	4/4	n1	W	81-	80
11-30-05	a1	L	86-	88

a1-ACC-Big Ten Challenge; n1-NCAA Southeast Regional semifinal (Louisiana Superdome, New Orleans, La.)

Minnesota (1-2)

Home: 0-0, Away: 0-2, Neutral: 1-0

12-30-78	a1	L	56-	57
3-25-90	9/7	20/nr	n2	W	93-	91
12-4-02	20/17	a2	L	63-	64

a1-Pillsbury Holiday Classic (Minneapolis, Minn.); n2-NCAA Southeast Regional final (Louisiana Superdome, New Orleans, La.); a2-ACC-Big Ten Challenge (Minneapolis, Minn.)

Mississippi (11-8)

Home: 6-3, Away: 4-3, Neutral: 1-2

2-27-26	n1	L	24-	36
3-17-38	n2	W	58-	47
3-7-39	n3	L	38-	42
2-20-40	h9	W	50-	39
1-14-41	h9	W	60-	47
1-27-51	a	W	73-	59
1-14-52	h9	L	64-	94
2-7-53	a	L	63-	78
1-16-54	h9	L	71-	80
1-15-55	a	L	66-	81
1-16-56	h9	W	79-	58
1-14-57	a	W	82-	78
1-13-58	h	W	76-	67
1-12-59	a	W	89-	70
1-11-60	6/8	h	W	91-	66
1-14-61	a	L	67-	69
1-13-62	h	L	55-	60
1-12-63 (ot)	a	W	73-	71
1-11-64	h	W	69-	54

n1-SIC Tournament (City Auditorium, Atlanta, Ga.); n2-SEC Tournament (Baton Rouge, La.); n3-SEC Tournament (Knoxville, Tenn.)

Mississippi State (16-13)

Home: 6-5, Away: 5-6, Neutral: 5-2

2-24-22	n1	W	34-	30
2-19-23	a	L	31-	45
3-1-23	n1	L	17-	25
2-2-24	h4	L	36-	40
2-16-24	a	L	28-	53
2-6-26	h7	L	20-	31
2-25-27	n1	W	40-	24
3-1-37	n2	W	43-	30
2-26-43	n2	L	41-	48
3-2-45	n3	W	60-	43
2-28-47	n3	W	65-	52
1-26-51	a	W	55-	46
1-30-52	h9	W	66-	64
2-9-53	a	L	62-	66
1-14-54	h9	L	74-	75
1-17-55	a	W	90-	71
1-14-56	h9	W	87-	59
1-12-57	a	W	80-	77
1-11-58	h	W	78-	61
1-10-59	a	L	67-	75
1-9-60	6/8	h	W	82-	60
1-16-61 (ot)	a	L	61-	62
1-15-62	h	L	56-	57
1-14-63	a	L	69-	81
1-13-64	h	W	59-	45
12-9-64	a	W	83-	65
1-25-65	h	W	75-	73
12-18-73	h	L	77-	85
12-19-74	a	W	64-	61

n1-SIAA Tournament (City Auditorium, Atlanta, Ga.); n2-SEC Tournament (Knoxville, Tenn.); n3-SEC Tournament (Louisville, Ky.)

Missouri (1-0)

Home: 1-0, Away: 0-0, Neutral: 0-0

12-21-61	h	W	58-	57

Monmouth (1-0)

Home: 1-0, Away: 0-0, Neutral: 0-0

1-17-85	17/15	h	W	96-	66

Morehead State (2-0)

Home: 1-0, Away: 0-0, Neutral: 1-0

12-27-89	14/13	n1	W	98-	76
12-18-99	h	W	81-	75

n1-Kuppenheimer Classic (The Omni, Atlanta, Ga.)

Morgan State (3-0)

Home: 3-0, Away: 0-0, Neutral: 0-0

11-27-90	14/14	h	W	87-	65
11-26-96	h	W	74-	58
12-23-00	h	W	94-	58

Mount St. Mary's (2-1)

Home: 2-1, Away: 0-0, Neutral: 0-0

12-20-93	14/15	h	W	79-	62
12-18-95	21/18	h10	L	69-	71
12-30-98	h	W	80-	74

Murray State (1-1)

Home: 1-0, Away: 0-1, Neutral: 0-0

1-25-54	a	L	66-	77
12-4-56	h	W	67-	64

Navy (2-2)

Home: 1-1, Away: 0-0, Neutral: 1-1

12-30-60	n1	L	60-	63
1-2-62 (ot)	h	L	62-	64
12-31-63	h	W	88-	73
12-28-85	7/6	n2	W	82-	64

n1-Gator Bowl Tournament (Jacksonville, Fla.); n2-Cotton States Classic (The Omni, Atlanta, Ga.)

Nebraska (1-0)

Home: 0-0, Away: 0-0, Neutral: 1-0

12-28-83	n1	W	66-	49

n1-Cotton States Classic (The Omni, Atlanta, Ga.)

Nevada (1-0)

Home: 0-0, Away: 0-0, Neutral: 1-0

3-26-04	14/15	n1	W	72-	67

n1-NCAA St. Louis Regional semifinal (Edward Jones Dome, St. Louis, Mo.)

Nevada-Las Vegas (0-2)

Home: 0-0, Away: 0-0, Neutral: 0-2

3-31-90	9/7	2/2	n1	L	81-	90
3-16-07	19/18	n2	L	63-	67

n1-NCAA Final Four, national semifinal (McNichols Arena, Denver, Colo.); n2-NCAA Midwest Regional, First Round (United Center, Chicago, Ill.)

Newberry (5-0)

Home: 4-0, Away: 1-0, Neutral: 0-0

3-5-20	a	W	22-	14
1-12-74	h	W	82-	76
1-24-76	h	W	71-	61
1-6-79	h	W	90-	59
1-12-81	h	W	77-	70

New Orleans (1-0)

Home: 0-0, Away: 0-0, Neutral: 1-0

11-27-98 (ot)	n1	W	65-	62

n1-Big Island Invitational (Afook-Chinen Civic Auditorium, Hilo, Hawaii)

North Carolina (20-59)

Home: 11-18, Away: 4-26, Neutral: 5-15

All Home Games: 11-18
At AMC: 9-12
At The Omni: 3-7
At the Georgia Dome: 0-1
In Atlanta: 12-21
All Road Games: 4-26
At the Smith Center: 4-18
At Chapel Hill: 5-22
At Greensboro (regular season): 0-2
At Greensboro (all games): 1-3
At Charlotte: 2-10
As ACC members: 18-45
In the ACC Tournament: 4-4
All Neutral Games: 4-15
As SIC members: 0-1
Under Paul Hewitt: 6-10

> North Carolina has an overwhelming 59-20 lead in the all-time series between the two teams, and a 45-18 advantage since Tech joined the ACC. The Tar Heels have won 18 of the last 25 meetings.

> The teams have played 33 times in the city of Atlanta, but only 21 times at Alexander Memorial Coliseum, where the Tar Heels hold an 12-9 lead. Tech has won four of the last five meetings in the Thrillerdome, however, and is 4-2 against UNC in the Coliseum under Paul Hewitt. Last year's 83-82 win by the top-ranked Tar Heels was head coach Roy Williams first win at the Thrillerdome.

> Between 1982 and 1996, the Yellow Jackets played eight of their home games with the Tar Heels at the old Omni arena in downtown Atlanta (2-6 record).

> Tech won two of the three meetings between the two teams in 2003-04, the first time the Yellow Jackets won the season series with the Tar Heels since 1996, including an 83-82 victory in the ACC Tournament. Counting ACC and SIC Tournament games played in the city, Tech is 12-21 vs. North Carolina in Atlanta.

> Tech is 6-10 against UNC under Paul Hewitt, but 6-3 in games played away from Chapel Hill, including a pair of ACC Tournament wins. The Jackets are 4-5 against the Tar Heels under Roy Williams, and 4-6 against Williams all-time.

> Tech's last win in the Tar Heels' home arena was a 92-83 overtime triumph on Feb. 10, 1996, and the Jackets have lost nine straight in the Smith Center since then. The closest calls for Tech in the last eight meetings in Chapel Hill were a two-point loss in 2000 and a one-point defeat in 2003. Counting regular-season games in Greensboro, Tech is 4-25 on the road against UNC. Tech is 4-17 in the Smith Center.

> In ACC Tournament play, the teams are even at four wins apiece, and Tech has won the last two encounters, 83-82 in the first round in 2004 and 78-75 in the semifinals in 2005. The other two Tech's wins occurred in championship games, the 1985 final in Atlanta and the 1993 final in Charlotte.

> Tech's greatest success in its series with North Carolina occurred during the middle 1990s when the Jackets won five of seven meetings, including three straight wins over No. 1-ranked Tar Heel teams during the 1993 and 1994 campaigns.

All-Time Series Results

2-28-25	n1	L	26-	34
2-14-47	a	L	48-	58
12-9-55	n2	L	76-	88
2-11-67	2/2	h	W	82-	80
1-27-68	3/3	n2	L	54-	82
1-14-69	2/2	h	L	70-	101
2-14-70	10/8	n2	W	104-	95
2-12-71	11/11	n2	L	58-	87
3-27-71 (NIT)	13/13	n3	L	64-	84
2-12-72	3/3	n2	L	73-	118
2-23-72	5/3	a1	L	66-	87
2-9-73	6/6	n2	L	72-	107
2-9-74	4/4	n2	L	70-	108
2-8-75	12/11	n2	L	81-	111
2-6-76	4/3	n2	L	74-	79
2-4-77	13/12	n2	L	74-	97
1-14-80	15/15	a2	L	53-	54
2-11-80	11/11	h	L	50-	60
1-24-81	17/18	a1	L	60-	100
2-25-81	11/10	h	L	51-	76

1-23-82	1/1	h10	L	54-	66
2-24-82	2/2	a1	L	54-	77
3-4-82	1/1	n4	L	39-	55
1-29-83	3/3	a2	L	65-	72
3-2-83	8/10	h10	L	73-	85
1-28-84	1/1	a1	L	61-	73
2-29-84	1/1	h10	L	56-	69
1-27-85	16/17	8/9	a1	W	66- 62
2-27-85	10/13	8/11	h10	W	67- 62
3-10-85	9/11	6/7	n5	W	57- 54
1-25-86	4/3	1/1	a	L	77- 85
2-4-86 (ot)	2/2	1/1	h10	L	77- 78
1-24-87	2/1	a	L	55-	92
3-1-87	2/3	h10	L	76-	92
1-30-88	3/3	a	L	71-	73
3-2-88	13/15	6/6	h10	L	80- 97
1-28-89	nr/19	7/6	a	L	85- 92
3-1-89	5/5	h	W	76-	74
3-10-89	9/8	n5	L	62-	77
2-1-90	17/15	25/18	h	W	102- 75
2-28-90	11/11	a	L	79-	81
1-27-91	nr/25	7/8	a	W	88- 86
2-28-91	nr/21	4/4	h	L	74- 91
2-2-92	20/18	11/11	h	L	76- 86
3-4-92	16/16	a	L	75-	79
1-13-93	8/8	3/4	a	L	67- 80
2-14-93	nr/24	6/6	h	L	66- 77
3-14-93	1/1	n6	W	77-	75
1-12-94	17/18	1/1	h	W	89- 69
2-12-94	1/1	a	W	96-	89
1-11-95	22/17	4/2	a	L	75- 86
2-12-95	18/15	1/1	h	L	81- 85
1-10-96	10/9	h10	W	80-	77
2-10-96 (ot)	12/11	a	W	92-	83
1-18-97	22/21	a	L	50-	73
2-15-97	16/17	h	L	68-	72
1-8-98	1/1	a	L	75-	96
2-8-98 (2ot)	2/2	h	L	100-	107
12-22-98	6/7	h	W	66-	64
1-31-99	10/9	a	L	66-	75
3-5-99	15/15	n6	L	49-	78
1-29-00	h	L	53-	70	
3-1-00 (ot)	a	L	72-	74	
1-2-01	13/14	h	L	70-	84
2-3-01	4/4	a	L	69-	82
3-10-01	6/5	n7	L	63-	70
12-2-01	a	L	77-	83	
2-2-02	h	W	86-	74	
1-29-03	h	W	88-	68	
3-1-03	a	L	66-	67	
1-11-04	8/8	12/13	a	L	88- 103
2-10-04	15/16	14/17	h	W	88- 77
3-12-04	14/18	16/19	n4	W	83- 82
1-12-05	8/8	3/4	a	L	69- 91
3-12-05	2/2	n8	W	78-	75
2-15-06	23/23	a	L	75-	82
1-20-07	4/4	a	L	61-	77
3-1-07	8/8	h	W	84-	77
1-16-08	1/1	h	L	82-	83

n1-SIC Tournament (City Auditorium, Atlanta, Ga.); n2-North-South Doubleheader (Charlotte [N.C.] Coliseum); n3-NIT Finals (Madison Square Garden, New York, N.Y.); n4-ACC Tournament (Greensboro [N.C.] Coliseum); n5-ACC Tournament (The Omni, Atlanta, Ga.); n6-ACC Tournament (Charlotte [N.C.] Coliseum); n7-ACC Tournament (Georgia Dome, Atlanta, Ga.); n8-ACC Tournament (MCI Center, Washington, D.C.); h10-The Omni; a1-Carmichael Auditorium; a2-Greensboro, N.C., Coliseum

Coaching Records

Paul Hewitt vs. North Carolina

In Atlanta 4-2
In Chapel Hill 0-7
Neutral sites 2-1
Total 6-10

Roy Williams vs. Tech

In Atlanta 1-2
In Chapel Hill 4-0
Neutral sites ..... 1-2 career (0-2 at UNC)
Total ..... 6-4 career (5-4 at UNC)

Winning Margin

Tech

In Atlanta ..... 27 (102-75 on 2/1/90)
In Chapel Hill ..... 9 (92-83 on 2/10/96)
Neutral ..... 9 (104-95 on 2/14/70)

North Carolina

In Atlanta ..... 31 (70-101 on 1/14/69)
In Chapel Hill ..... 40 (60-100 on 1/24/81)
Neutral ..... 45 (73-118 on 2/12/72)

Team Scoring Highs

Tech

In Atlanta ..... 102 (102-75 on 2/1/90)
In Chapel Hill ..... 96 (96-89 on 2/12/94)
Neutral ..... 104 (104-95 on 2/14/70)

North Carolina

In Atlanta ..... 107 (100-107 on 2/8/98)
In Chapel Hill ..... 103 (88-103 on 1-11-04)
Neutral ..... 118 (73-118 on 2/12/72)

Individual Scoring Highs

Tech

In Atlanta ..... 37 (Dennis Scott on 2/1/90)
In Chapel Hill ..... 33 (Dennis Scott on 2/28/90)
Neutral ..... 47 (Rich Yunkus on 2/14/70)

North Carolina

In Atlanta ..... 42 (Shammond Williams on 2/8/98)
In Chapel Hill ..... 40 (Tyler Hansbrough on 2/15/06)
Neutral ..... 27 (Walter Davis on 2/4/77; Joseph Forte on 3/10/01; Sean May on 3/12/04)

UNC Asheville (2-0)

Home: 2-0, Away: 0-0, Neutral: 0-0

11-25-88	14/nr	h	W	97-	63
11-18-05		h	W	80-	52

UNC Greensboro (2-1)

Home: 2-1, Away: 0-0, Neutral: 0-0

12-31-96		h	W	65-	40
12-28-99		h	W	97-	73
11-9-07		h	L	74-	83

UNC Wilmington (3-0)

Home: 3-0, Away: 0-0, Neutral: 0-0

2-21-77		h	W	63-	57
11-28-77		h	W	77-	67
1-19-95	22/18	h	W	87-	68

North Carolina A&T (6-0)

Home: 6-0, Away: 0-0, Neutral: 0-0

12-18-84	13/13	h	W	81-	43
1-14-87		h	W	83-	67
1-19-88		h	W	84-	72
12-11-89	18/18	h	W	101-	87
11-30-93	16/17	h	W	93-	77
2-15-95	20/18	h	W	85-	81

NC State (34-48)

Home: 21-13, Away: 8-27, Neutral: 5-8

All Home Games: 21-13
At AMC: 18-13
At The Omni: 1-0
In Atlanta: 21-13
All Road Games: 8-27
At Reynolds: 7-18
At RBC Center: 1-7
As ACC members: 26-35
In the ACC Tournament: 2-3
All Neutral Games: 5-8
As SIC members: 1-2
Under Paul Hewitt: 6-9

> NC State leads the overall series with Georgia Tech, 48-34, but Georgia Tech has won the last three meetings, including a 77-74 win last year in Raleigh. The Wolfpack had won seven straight games in the series until Tech broke the string with a 71-68 victory in Atlanta on Feb. 12, 2006.

> The Wolfpack have still won 16 of the last 23 meetings. Prior to that, Tech had won seven in a row.

> Tech is 21-13 against the Wolfpack in Atlanta, including one home-court meeting that was played at the Omni in 1986.

> Tech is 6-9 against NC State under head coach Paul Hewitt, and is 2-0 against Wolfpack coach Sidney Lowe.

> Since it joined the ACC, Tech is 26-35 against NC State, including regular-season and tournament.

> Tech's 77-74 win last season was the Yellow Jackets' first at NC State's RBC Center in eight tries. Tech had lost 10 straight games to the Wolfpack on their home court, dating back to Jan. 24, 1996. The Jackets are 8-27 against NC State in Raleigh, including a 7-18 mark in Reynolds Coliseum, the former homecourt of the Wolfpack.

> Tech is 2-3 against NC State in ACC Tournament games, the last meeting occurring in 2003 in a 71-65 Wolfpack victory in Greensboro. The Jackets won first-round games in 1996 in Greensboro (88-73) and 1990 in Charlotte (76-67).

All-Time Series Results

2-16-25		a	L	12-	35
1-22-26		h	W	23-	22
2-12-26		a	L	14-	30
1-8-38		h	W	35-	30
12-30-49		a	L	34-	57
12-19-59	na/12	na/16	h	W	80- 53
12-17-60	15/12	10/nr	a	L	76- 82
12-19-62		h	W	84-	71
2-13-65	nr/18	a	L	68-	97
12-20-65	nr/19	h	L	69-	93
2-12-66		a	L	93-	102
1-14-67		h	W	102-	85
2-22-67		a	L	61-	65
2-13-70	5/6	n1	W	89-	77
2-13-71		n1	W	73-	66
2-11-72		n1	L	70-	87
2-10-73	2/2	n1	L	94-	118
2-8-74	2/2	n1	L	54-	98
2-7-75	6/6	n1	L	66-	101
2-7-76	10/10	n1	W	78-	67
2-5-77		n1	L	71-	81
12-29-79		h	L	62-	73
2-6-80		a	L	49-	60
1-10-81		a	L	68-	93
1-28-81		h	L	55-	70
1-9-82	15/15	h	L	49-	55
1-26-82	17/17	a	L	40-	49
1-15-83	19/19	a	L	61-	81
2-2-83		h	L	64-	74
1-15-84		h	W	56-	47
2-12-84	18/nr	a	L	67-	68
12-15-84	12/14	9/8	a	W	66- 64
1-30-85	8/9	h	L	53-	61
1-29-86	3/3	a	W	67-	54
2-27-86	4/3	18/18	h10	W	69- 57
1-10-87	18/20	a	L	62-	63
2-14-87		h	W	87-	76
1-16-88		h	L	74-	76
2-20-88	14/14	a	W	87-	84
1-14-89	19/16	15/17	a	L	68- 82
2-18-89	19/18	h	L	69-	71
1-13-90	9/9	17/nr	h	W	92- 85
2-17-90 (2ot)	13/11	a	W	95-	92
3-9-90	14/13	n2	W	76-	67
1-13-91	24/21	a	L	83-	90
2-3-91	23/22	h	L	73-	79
3-8-91		n2	L	68-	82
1-8-92	14/15	a	W	80-	63
2-29-92 (ot)		h	W	98-	88
1-27-93	18/17	h	W	85-	74
2-28-93		a	L	60-	68
1-26-94	21/19	a	L	78-	84
2-26-94	23/nr	h	W	81-	69
1-25-95	21/21	h	W	75-	71
2-25-95	24/22	a	W	72-	68
1-24-96		a	W	76-	71
2-25-96 (ot)	23/22	h	W	92-	83
3-8-96	18/18	n3	W	88-	73
1-25-97		h	W	54-	53
2-22-97		a	L	51-	72
3-6-97		n3	L	46-	60
12-4-97 (ot)		h	L	69-	71
1-25-98		a	L	51-	56
1-2-99		a	L	69-	75
2-2-99		h	L	50-	51
1-22-00		a	L	58-	66
2-24-00		h	W	66-	63
1-16-01		a	L	60-	72
2-17-01		h	W	69-	54
1-19-02		a	L	71-	84
2-20-02		h	W	65-	59
1-11-03		h	W	85-	61
2-12-03		a	L	57-	63
3-14-03		n3	L	65-	71
1-24-04	11/13	a	L	72-	76
2-25-04	18/20	14/19	h	L	69- 79
1-16-05	8/8	a	L	68-	76
2-13-05		h	L	51-	53
1-14-06		a	L	78-	87
2-12-06		h	W	71-	68
2-6-07		h	W	74-	65
1-23-08		a	W	77-	74

n1-North-South Doubleheader (Charlotte [N.C.] Coliseum); n2-ACC Tournament (Charlotte [N.C.] Coliseum); n3-ACC Tournament (Greensboro [N.C.] Coliseum); h10-The Omni, Atlanta, Ga.

Coaching Records

Paul Hewitt vs. NC State

In Atlanta 5-2
In Raleigh 1-6
Neutral sites 0-1
Total 6-9

Sidney Lowe vs. Tech

In Atlanta 0-1
In Raleigh 0-1
Neutral sites 0-0
Total 0-2

Winning Margin

Tech

In Atlanta ..... 27 (80-53 on 12/19/59)
In Raleigh ..... 17 (80-63 on 1/8/92)
Neutral ..... 15 (88-73 on 3/8/96)

NC State

In Atlanta ..... 15 (55-70 on 1/28/81)
In Raleigh ..... 29 (68-97 on 2/13/65)
Neutral ..... 44 (54-98 on 2/8/74)

Team Scoring Highs

Tech

In Atlanta ..... 102 (102-85 on 1/14/67)
In Raleigh ..... 95 (95-92 on 2/17/90)
Neutral ..... 94 (94-118 on 2/10/73)

NC State

In Atlanta ..... 93 (69-93 on 12/20/65)
In Raleigh ..... 102 (93-102 on 2/12/66)
Neutral ..... 118 (94-118 on 2/10/73)

Individual Scoring Highs

Tech

In Atlanta ..... 37 (Pres Judy on 1/14/67)
In Raleigh ..... 31 (Dave Clark on 2/12/66)
Neutral ..... 27 (Rich Yunkus on 2/13/70)

NC State

In Atlanta ..... 31 (Rodney Monroe on 2/3/91; Danny Strong on 2/25/96)
In Raleigh ..... 48 (Rodney Monroe on 1/13/91)
Neutral ..... 36 (David Thompson on 2/10/73)

North Texas (1-0)

Home: 1-0, Away: 0-0, Neutral: 0-0

12-31-97		h	W	93-	76

Northern Iowa (1-0)

Home: 0-0, Away: 0-0, Neutral: 1-0

3-19-04	14/15	n1	W	65-	60

n1-NCAA Tournament first round (Bradley Center, Milwaukee, Wis.)

Notre Dame (6-2)

Home: 3-0, Away: 2-2, Neutral: 1-0

2-22-41		a	L	42-	53
2-5-66		a	W	75-	61
2-4-67		h	W	102-	87
1-30-69	nr/16	a	L	52-	71
1-17-72		h	W	82-	62
2-28-89		h	W	90-	80
2-14-90 (ot)	8/6	a	W	88-	80
11-19-07		n1	W	70-	69

n1-Paradise Jam (St. Thomas, U.S. Virgin Islands)

Series History vs. All Opponents

Oglethorpe (1-0)

Home: 1-0, Away: 0-0, Neutral: 0-0

2-16-27		h5	W	45-	31

Ohio State (3-10)

Home: 2-3, Away: 1-5, Neutral: 0-2

3-12-60	13/8 ... 3/3	n1	L	69-	86
1-2-65		a	L	68-	73
1-11-67		h	W	84-	73
1-22-68		a	L	55-	66
1-20-69	13/nr	h	L	66-	73
1-26-79		a	L	71-	74
12-1-71	4/4	h	L	55-	63
1-15-73		h	L	79-	85
1-7-74		a	L	71-	89
12-23-74		a	L	67-	75
3-17-91	5/5	n2	L	61-	65
3-19-03		h1	W	72-	58
12-3-03	13/15	a1	W	73-	53

n1-NCAA Mideast Regional second round (Freedom Hall, Louisville, Ky.); n2-NCAA Midwest Regional second round (Dayton, Ohio, Arena); h1-NIT first round (Alexander Memorial Coliseum, Atlanta, Ga.); a1-ACC-Big Ten Challenge

Ohio University (1-0)

Home: 0-0, Away: 0-0, Neutral: 1-0

3-11-60	13/8	n1	W	57-	54

n1-NCAA Mideast Regional first round (Freedom Hall, Louisville, Ky.)

Oklahoma (2-2)

Home: 1-0, Away: 0-2, Neutral: 1-0

12-18-82		a	L	73-	101
3-3-85	10/13 ... 6/6	a	L	80-	87
12-29-94	17/16	n1	W	89-	85
11-17-95		h11	W	83-	72

n1-Rainbow Classic (Special Events Center, Honolulu, Hawaii); h11-Preseason NIT second round (Georgia Dome, Atlanta, Ga.)

Oklahoma City (3-3)

Home: 2-1, Away: 1-1, Neutral: 0-1

2-14-59 (3ot)	14/19	h	W	71-	65
12-21-68	27	L	57-	59	
12-6-69		h	W	68-	54
12-5-70		a	W	74-	73
2-28-73		h	L	82-	102
2-23-74		a	L	71-	94

n1-Sun Bowl Tournament (Special Events Center, El Paso, Texas)

Oklahoma State (1-2)

Home: 0-0, Away: 0-0, Neutral: 1-2

12-19-81		n1	L	57-	59
11-29-91	18/18 ... 11/8	n2	L	71-	78
4-3-04	14/15 ... 4/3	n3	W	67-	65

n1-Sun Bowl Tournament (Special Events Center, El Paso, Texas); n2-Preseason NIT finals (Madison Square Garden, New York, N.Y.); n3-NCAA Final Four national semifinal (Alamodome, San Antonio, Texas)

Old Dominion (2-0)

Home: 1-0, Away: 1-0, Neutral: 0-0

12-17-85	7/7	h	W	96-	86
1-12-87		a	W	81-	64

Oregon (1-1)

Home: 0-0, Away: 0-1, Neutral: 1-0

12-16-77		n1	W	64-	57
3-10-99		a1	L	64-	67

n1-Dayton Invitational (Dayton, Ohio, Arena); a1-NIT first round (Eugene, Ore.)

Original Celtics (0-2)

Home: 0-2, Away: 0-0, Neutral: 0-0

1-11-33 (exh)		h	L	31-	40
1-17-34 (exh)		h	L	28-	50

Pan American (0-1)

Home: 0-1, Away: 0-0, Neutral: 0-0

1-28-75		h	L	73-	80

Penn-Dixie (1-1)

Home: 0-0, Away: 0-1, Neutral: 1-0

12-31-27		n1	W	41-	36
12-31-28		a	L	29-	31

n1-Chattanooga, Tenn.

Pennsylvania (2-4)

Home: 1-2, Away: 1-2, Neutral: 0-0

12-28-29		a	L	23-	33
12-6-37		a	L	30-	31
2-24-51 (ot)		h9	L	77-	83
12-1-86		h	W	84-	57
12-19-87		a	W	79-	55
11-19-02		h1	L	74-	79

h1-Las Vegas Invitational (AMC)

Penn State (1-1)

Home: 1-1, Away: 0-0, Neutral: 0-0

3-18-98		h1	L	70-	75
11-28-06	21/24	h	W	77-	73

h1-NIT quarterfinals (AMC)

Pepperdine (1-0)

Home: 0-0, Away: 0-0, Neutral: 1-0

12-16-83		n1	W	67-	56

n1-Casaba Club Classic (A.G. Spanos Center, Stockton, Calif.)

Phillips Oilers (0-1)

Home: 0-1, Away: 0-0, Neutral: 0-0

2-5-65 (exh)		h	L	69-	82

Piedmont (1-0)

Home: 0-0, Away: 1-0, Neutral: 0-0

2-28-20		a	W	29-	26

Pittsburgh (5-0)

Home: 2-0, Away: 1-0, Neutral: 2-0

1-4-66		h	W	89-	77
2-9-70		a	W	92-	62
3-6-71		h	W	78-	61
12-4-89	21/19 ... 18/nr	n1	W	93-	92
12-28-89	14/13	n2	W	111-	92

n1-ACC-Big East Challenge (Hartford [Conn.] Civic Center); n2-Kuppenheimer Classic (The Omni, Atlanta, Ga.)

Presbyterian (7-0)

Home: 7-0, Away: 0-0, Neutral: 0-0

1-24-75 (ot)		h	W	89-	84
1-29-76		h	W	87-	61
2-9-77		h	W	82-	63
12-12-79		h	W	68-	53
12-17-80		h	W	64-	61
11-30-81		h	W	82-	66
1-6-08		h	W	77-	64

Progressive Club (3-1)

Home: 1-1, Away: 2-0, Neutral: 0-0

1-23-23		a	W	33-	30
2-19-23		h4	L	33-	43
1-19-27		h4	W	44-	16
2-2-27		a	W	31-	28

Purdue (2-1)

Home: 0-0, Away: 0-0, Neutral: 2-1

12-26-80		n1	L	45-	53
12-30-88	17/17	n2	W	72-	69
11-20-06	19/19	n3	W	79-	61

n1-Gator Bowl Tournament (Jacksonville, Fla.); n2-Rainbow Classic (Blaisdell Center, Honolulu, Hawaii); n3-EA Sports Maui Invitational (Lahaina Civic Center, Lahaina, Maui, Hawaii)

Radford (1-0)

Home: 1-0, Away: 0-0, Neutral: 0-0

11-29-96		h	W	91-	60

Randolph-Macon (1-0)

Home: 1-0, Away: 0-0, Neutral: 0-0

2-26-72		h	W	80-	74

Rice (9-5)

Home: 6-1, Away: 3-3, Neutral: 0-1

12-30-47		n1	L	42-	43
1-2-51		a	L	51-	58
12-2-61		a	L	80-	84
11-30-62		h	W	81-	63
12-16-63 (ot)		a	L	79-	84
12-5-64		h	W	71-	56
12-6-65		a	W	96-	87
12-3-66		h	W	87-	61
12-2-67		a	W	84-	70
1-23-69		h	W	75-	56
12-9-69		a	W	87-	57
1-2-71		h	W	82-	72
1-12-72		a	L	74-	87
1-8-73		h	W	69-	65

n1-All-College Tournament (Oklahoma City, Okla.)

Richmond (5-4)

Home: 3-1, Away: 2-2, Neutral: 0-1

12-30-85	7/6	h	W	90-	64
11-29-86 (ot)		a1	L	62-	67
12-22-87	nr/20	h	L	67-	73
3-20-88		n1	L	55-	59
12-20-88	16/16	a	W	62-	50
11-28-89	21/19	h	W	87-	74
12-1-90	14/14	a	L	71-	73
1-2-92	15/11	h	W	82-	75
2-17-93		a	W	65-	60

a1-Central Fidelity Classic (Robins Center, Richmond, Va.); n1-NCAA East Regional second round (Hartford [Conn.] Civic Center)

Rider (0-2)

Home: 0-0, Away: 0-2, Neutral: 0-0

1-2-31		a	L	33-	38
12-29-33		a	L	32-	40

Rome YMCA (1-1)

Home: 0-0, Away: 1-1, Neutral: 0-0

1-31-20		a	L	33-	41
1-1-29		a	W	37-	33

Rutgers (2-2)

Home: 0-0, Away: 0-0, Neutral: 2-2

12-30-71		n1	L	64-	91
12-30-75	14/16	n2	L	87-	94
1-9-86	5/5	n2	W	85-	46
12-27-86	18/nr	n3	W	79-	61

n1-Charlotte Invitational (Charlotte [N.C.] Coliseum); n2-Poinsettia Tournament (Greenville, S.C.); n3-Madison Square Garden, New York, N.Y.; n4-ECAC Holiday Festival (Madison Square Garden, New York, N.Y.)

St. Bernard (1-0)

Home: 1-0, Away: 0-0, Neutral: 0-0

1-10-74		h	W	70-	62

St. Bonaventure (3-1)

Home: 1-0, Away: 0-0, Neutral: 2-1

12-29-70		n1	L	68-	70
3-25-71 (2ot)		n2	W	76-	71
12-28-74		n3	W	70-	61
12-30-91	15/11	h	W	98-	60

n1-Gator Bowl Tournament (Jacksonville, Fla.); n2-NIT Semifinals (Madison Square Garden, New York, N.Y.); n3-Maryland Invitational (Cole Field House, College Park, Md.)

St. Francis, N.Y. (1-0)

Home: 1-0, Away: 0-0, Neutral: 0-0

12-2-82		h	W	76-	54

St. Francis, Pa. (2-0)

Home: 2-0, Away: 0-0, Neutral: 0-0

12-13-76		h	W	74-	72
12-31-06		h	W	87-	43

St. John's (4-4)

Home: 1-0, Away: 0-0, Neutral: 3-4

3-16-70		n1	L	55-	56
12-28-77		n2	W	73-	67
12-29-86	18/nr ... 15/16	n3	L	53-	62
12-5-90 (ot)	20/20 ... 17/18	n4	L	72-	73
12-29-93	15/15	n3	W	71-	69
12-28-96		n3	L	55-	67
11-28-98		n5	W	77-	65
12-21-03	5/6	h	W	79-	66

n1-NIT quarterfinals (Madison Square Garden, New York, N.Y.); n2-Maryland Invitational (Cole Field House, College Park, Md.); n3-ECAC Holiday Festival (Madison Square Garden, New York, N.Y.); n4-ACC-Big East Challenge (Capital Centre, Landover, Md.); n5-Puerto Rico Shootout (Eugenio Guerra Sports Complex, Bayamon, P.R.)

St. Joseph's (0-1)

Home: 0-0, Away: 0-0, Neutral: 0-1

3-15-01	23/23 ...	n1	L	62-	66

n1-NCAA West Regional first round (Cox Arena, San Diego, Calif.)

Saint Louis (7-3)

Home: 3-0, Away: 3-2, Neutral: 1-1

12-20-49		a	L	45-	59
12-27-58	16/nr	a	L	79-	90
1-14-77		h	W	71-	59
1-21-78		a	W	92-	79
1-28-78		h	W	57-	49
3-2-85	10/13	h	W	64-	54
12-2-85	2/na	a	W	62-	55
11-24-01		n1	L	54-	67
2-16-02		a	W	60-	40
12-13-03	10/11	n2	W	75-	62

n1-Las Vegas Invitational (Valley High School, Las Vegas, Nev.); n2-Chick-fil-A Peach Bowl Classic (Philips Arena, Atlanta, Ga.)

St. Thomas, Pa. (0-2)

Home: 0-0, Away: 0-2, Neutral: 0-0

1-3-30		a	L	37-	39
12-30-33		a	L	31-	45

Samford (4-0)

Home: 3-0, Away: 1-0, Neutral: 0-0

12-4-48		a	W	62-	42
1-3-57		h	W	95-	54
12-22-69		h	W	97-	76
2-3-75 (ot)		h	W	78-	75

Formerly Howard College

San Francisco (0-1)

Home: 0-0, Away: 0-1, Neutral: 0-0

12-28-50		a	L	47-	61

Santa Clara (0-1)

Home: 0-0, Away: 0-0, Neutral: 0-1

12-30-95	n1	L	66-	71

n1-Cable Car Classic (San Jose [Calif.] Arena)

Savannah Athletic Club (1-0)

Home: 0-0, Away: 1-0, Neutral: 0-0

12-30-23	a	W	39-	9

Savannah JEA (2-0)

Home: 1-0, Away: 1-0, Neutral: 0-0

12-27-28	a	W	34-	26
1-14-30	h7	W	36-	22

Seton Hall (2-1)

Home: 2-0, Away: 0-1, Neutral: 0-0

11-24-78	a	L	73-	78
2-2-80	h	W	70-	69
3-11-98	*h	W	88-	78

***h-NIT first round**

Siena (0-1)

Home: 0-0, Away: 0-0, Neutral: 0-1

3-17-94	a1	L	68-	76

a1-NIT first round (Knickerbocker Arena, Albany, N.Y.)

University of the South (17-1)

Home: 12-0, Away: 4-1, Neutral: 1-0

2-27-25	n1	W	31-	14
1-17-33	a	W	38-	32
2-6-33	h4	W	38-	26
1-20-34	a	W	40-	39
2-21-34	h	W	43-	27
3-2-35	h4	W	42-	31
2-12-36	h8	W	34-	16
2-15-36	a	W	58-	35
1-23-37	a	W	54-	32
2-10-37	h8	W	36-	18
2-10-38	h8	W	41-	31
2-8-39	h9	W	37-	32
12-18-54	h9	W	74-	57
1-6-55	a	L	66-	67
1-6-65	h	W	84-	71
12-2-80	h	W	45-	42
12-2-81	h	W	92-	56
12-13-82	h	W	85-	41

Formerly Sewanee
n1-SIC Tournament (City Auditorium, Atlanta, Ga.)

South Carolina (24-18)

Home: 12-8, Away: 10-8, Neutral: 2-2

2-25-22	n1	W	34-	23
1-23-26	h7	L	20-	26
2-13-26	a	L	19-	36
2-26-27	n1	L	18-	32
1-10-30	h7	W	31-	16
1-7-31	h7	L	25-	30
2-21-31	a	W	41-	17
2-9-38	h8	W	57-	35
2-26-38	a	W	51-	30
2-1-39	a	W	29-	25
2-21-39	h9	W	38-	28
1-6-40	a	L	30-	34
12-29-40 (ot)	n2	W	39-	34
12-31-40	a	W	44-	35
1-7-41	h9	W	41-	34
1-10-42	a	W	35-	32
1-9-43	h9	W	33-	23
2-2-46	h9	W	55-	45
2-16-46	a	L	47-	63
12-14-46	h9	W	51-	34
12-15-51	a	W	66-	64
12-28-51	n3	L	63-	78
1-28-52	h9	L	58-	67
12-12-52	h9	L	61-	66
1-24-53 (ot)	a	L	66-	70
12-5-53	a	L	45-	50
2-18-54	h9	W	58-	53
12-20-54	h9	L	67-	69
2-19-54 (ot)	a	W	87-	84
2-18-56	a	W	79-	74
12-20-56	h	L	83-	90
12-7-57	a	L	64-	70
12-20-58	h	W	92-	62
12-10-59	na/15	a	W	70-	64
1-3-61	h	W	85-	65
1-8-64	h	W	87-	73
2-13-74	14/14	h	L	73-	82
3-1-75	a	L	47-	58
2-23-76	h	L	55-	63
2-19-77	a	W	47-	45
2-16-83	a	L	53-	61
2-16-84	h	W	68-	50

n1-SIC Tournament (City Auditorium, Atlanta, Ga.); n2-Augusta, S.C.; n3-Carolina Invitational (Charlotte, N.C., Coliseum)

USC Aiken (1-0)

Home: 1-0, Away: 0-0, Neutral: 0-0

11-25-85	2/na	h	W	119-	60

South Carolina State (2-0)

Home: 2-0, Away: 0-0, Neutral: 0-0

1-13-83	h	W	106-	78
1-9-84	h	W	90-	65

Southern (0-1)

Home: 0-0, Away: 0-0, Neutral: 0-1

3-19-93	18/20	n1	L	78-	93

n1-NCAA West Regional first round (McKale Center, Tucson, Ariz.)

Southern Bell (1-0)

Home: 1-0, Away: 0-0, Neutral: 0-0

1-28-27	h	W	75-	14

Southern California (1-0)

Home: 0-0, Away: 0-0, Neutral: 1-0

3-21-92	6/6	n1	W	79-	78

n1-NCAA Midwest Regional second round (Bradley Center, Milwaukee, Wis.)

Southern Illinois (1-1)

Home: 1-0, Away: 0-1, Neutral: 0-0

1-5-70	h	W	100-	71
1-30-71	a	L	69-	89

Southern Methodist (8-6)

Home: 6-0, Away: 1-6, Neutral: 1-0

12-21-59	na/12	a	L	71-	80
12-9-60	na/12	h	W	67-	64
12-1-61	a	L	55-	67
12-6-62	h	W	73-	65
12-17-63	a	L	75-	97
12-3-64	h	W	83-	75
12-4-65	a	L	73-	83
12-1-66	h	W	87-	70
12-4-67	a	W	77-	74
12-3-68	h	W	87-	59
12-10-69	a	L	66-	77
12-2-70	h	W	91-	77
12-18-71	a	L	70-	93
12-21-86	18/nr	n1	W	63-	54

n1-Suntory Ball (Aoyama College, Tokyo, Japan)

Southern Mississippi (2-2)

Home: 2-1, Away: 0-1, Neutral: 0-0

1-31-74	h	L	86-	98
12-17-74	a	L	86-	94
2-19-76	h	W	65-	60
1-9-78	h	W	94-	65

Soviet National Team (2-2)

Home: 2-2, Away: 0-0, Neutral: 0-0

11-12-86 (exh)	h	L	78-	96
11-5-87 (exh)	h	L	78-	87
11-15-89 (exh)	h	W	103-	88
11-15-90 (exh-ot)	h	W	99-	92

Standard Oil (1-0)

Home: 0-0, Away: 0-0, Neutral: 1-0

12-28-27	n1	W	47-	20

n1-Savannah, Ga.

Stanford (1-2)

Home: 0-0, Away: 0-1, Neutral: 1-1

11-28-86	n1	W	67-	65
12-11-99 (ot)	3/3	n2	L	61-	64
12-19-00	3/3	a1	L	66-	80

n1-Central Fidelity Classic (Robins Center, Richmond, Va.); n2-Delta Air Lines Classic for Kids (Philips Arena, Atlanta, Ga.); a1-Stanford Invitational (Maples Pavilion, Stanford, Calif.)

Stetson (1-1)

Home: 1-1, Away: 0-0, Neutral: 0-0

2-6-20	h6	W	44-	33
2-17-73	h	L	70-	81

Stevens Tech (1-0)

Home: 0-0, Away: 1-0, Neutral: 0-0

12-30-29	a	W	37-	25

Syracuse (2-1)

Home: 0-0, Away: 0-1, Neutral: 2-0

3-17-85	6/6 ... 15/15	n1	W	70-	53
12-16-02	13/12	n2	W	96-	80
12-21-02	a	L	65-	92

n1-NCAA East Regional second round (The Omni, Atlanta, Ga.); n2-Delta Air Lines Classic (Philips Arena, Atlanta, Ga.)

Tampa (2-1)

Home: 2-0, Away: 0-1, Neutral: 0-0

1-2-53	a	L	58-	64
1-2-69	h	W	98-	77
2-26-71	h	W	99-	72

Temple (2-3)

Home: 1-0, Away: 0-2, Neutral: 1-1

1-3-31	a	L	30-	34
1-16-90	11/11	h	W	59-	57
12-15-90	23/21	a	L	67-	69
12-27-93	15/15 ... 4/4	n1	W	57-	51
12-7-96	n2	L	58-	76

n1-ECAC Holiday Festival (Madison Square Garden, New York, N.Y.); n2-Coaches vs. Cancer Classic (Atlantic City [N.J.] Convention Center)

Tennessee (27-42)

Home: 19-13, Away: 8-24, Neutral: 0-5

2-19-21	h4	L	28-	29
2-17-22	a	L	14-	26
1-20-28	h7	W	31-	26
2-13-28	a	W	42-	25
2-13-29	h7	L	25-	30
1-22-30	a	L	28-	33
1-24-31	h7	W	49-	29
2-9-31	a	W	32-	25
2-4-33	h4	W	37-	23
2-13-33	a	L	26-	33
2-24-33	n1	L	24-	30
1-31-34	h4	L	35-	45
2-12-34	a	L	21-	23
1-16-35	h4	L	26-	36
2-18-35	a	L	30-	34
1-17-36	h8	W	33-	30
2-24-36	a	L	21-	33
2-29-40	n2	L	43-	55
1-27-45	a	L	26-	44
2-10-45	h	W	53-	49
3-3-45	n3	L	37-	41
1-26-46	h	L	27-	49
2-9-46	a	W	38-	34
1-25-47	h	W	48-	43
2-7-47	a	L	28-	40
1-24-48	h	L	57-	59
2-6-48	a	L	46-	49
1-22-49	h	L	56-	63
2-5-49	h	W	72-	71
1-21-50	h	W	68-	57
2-4-50	a	L	56-	69
3-2-50	n3	L	56-	63
2-3-51	a	W	71-	57
2-21-51	h	W	74-	64
1-26-52	a	L	56-	69
2-20-52	h	L	81-	83
1-17-53	a	L	67-	89
2-16-53	h	L	79-	81
1-30-54	h	L	61-	68
3-22-54	a	L	57-	69
1-29-55	a	L	58-	79
2-21-55	18/nr	h	W	83-	77
12-28-56	h	W	73-	72
2-20-56	a	L	74-	76
1-26-57	a	W	84-	77
2-19-57	h	W	87-	85
1-25-58	h	W	82-	79
2-18-58	a	L	65-	84
1-24-59	a	L	71-	84
2-17-59	h	W	59-	49
1-23-60	6/6	h	W	74-	69
2-16-60	6/8	a	L	56-	57
1-28-61	a	L	60-	65
2-21-61	h	W	60-	59
1-27-62 (ot)	a	W	66-	65
2-20-62	h	W	67-	50
1-26-63	7/6	h	W	73-	69
2-19-63	nr/10	a	W	72-	60
1-27-64	a	L	63-	83
2-18-64	nr/17	h	W	47-	45
12-27-64	h	L	52-	66
1-23-65	nr/13	a	L	48-	55
1-22-66	nr/20	a	L	48-	83
2-28-66	h	L	47-	58
2-1-67	nr/13	a	L	48-	59
2-20-68 (2ot)	nr/11	h	L	69-	71
12-17-68	a	L	59-	72
12-15-02	n4	L	69-	70
2-7-04	15/16	a	W	77-	62

n1-SEC Tournament (City Auditorium, Atlanta, Ga.); n1-SEC Tournament (Knoxville, Tenn.); n3-SEC Tournament (Louisville, Ky.); n4-Chick-fil-A Peach Bowl Classic for Kids (Philips Arena, Atlanta, Ga.)

Tennessee State (3-0)

Home: 2-0, Away: 1-0, Neutral: 0-0

12-6-03	13/15	h	W	94-	43
12-10-05	h	W	82-	72
11-11-07	a	W	99-	85

Tennessee Tech (3-0)

Home: 3-0, Away: 0-0, Neutral: 0-0

12-14-78	h	W	108-	63
11-30-84	18/nr	h	W	96-	78
12-27-07	h	W	83-	63

Texas (2-2)

Home: 0-0, Away: 0-0, Neutral: 2-2

12-29-47	n1	L	45-	54
12-26-85	7/6	n2	W	90-	55
3-17-89	n3	L	70-	76
11-27-91	18/18 ... 24/nr	n4	W	120-	07

n1-All-College Tournament (Oklahoma City, Okla.); n2-Cotton States Classic (The Omni, Atlanta, Ga.); n3-NCAA Midwest Regional first round (Reunion Arena, Dallas, Texas); n4-Preseason NIT semifinals (Madison Square Garden, New York, N.Y.)

Texas A&M (2-0)

Home: 1-0, Away: 0-0, Neutral: 1-0

12-15-56	h	W	76-	69
12-20-85	7/7	n1	W	83-	58

n1-Gator Bowl Tournament (Jacksonville, Fla.)

Series History vs. All Opponents

Texas Christian (2-0)

Home: 2-0, Away: 0-0, Neutral: 0-0

12-1-65		h	W	112-	87
12-21-67		h	W	70-	67

Texas-El Paso (0-2)

Home: 0-0, Away: 0-2, Neutral: 0-0

12-20-68		a1	L	71-	75
12-18-81		a1	L	44-	73

a1-Sun Bowl Tournament (Special Events Center, El Paso, Texas)

Texas Tech (3-3)

Home: 0-1, Away: 1-1, Neutral: 2-1

12-29-56		n1	W	79-	66
12-14-57 (ot)		h	L	64-	67
12-22-59	8/8	a	W	63-	60
12-30-64		n2	L	90-	95
3-26-03		a1	L	72-	80
11-28-03	25/v	n3	W	85-	65

n1-All-College Tournament (Oklahoma City, Okla.); n2-Sugar Bowl Tournament (New Orleans, La.); a1-NIT quarterfinals (Lubbock, Texas); n3-Preseason NIT championship game (Madison Square Garden, New York, N.Y.)

Troy (4-2)

Home: 4-2, Away: 0-0, Neutral: 0-0

11-30-77		h	W	84-	69
1-3-79		h	W	78-	54
1-12-80		h	L	49-	64
2-11-81		h	L	50-	54
12-17-02		h	W	88-	66
12-28-06		h	W	85-	55

Formerly Troy State

Tulane (35-32)

Home: 20-11, Away: 9-20, Neutral: 6-1

1-16-09		h	L	15-	29
1-4-26		a	L	18-	33
1-11-26		h	W	31-	18
2-11-27		a	W	38-	37
2-28-30		n1	W	53-	31
2-5-38		a	L	22-	37
3-4-38		n2	W	44-	29
1-21-39 (ot)		h	W	32-	31
2-3-40		h	L	25-	37
1-25-41		h	L	20-	37
2-7-42		a	W	52-	43
2-6-43		h	W	60-	36
3-3-44		n3	L	55-	66
1-29-45		a	W	47-	38
1-12-46		a	L	45-	58
2-4-46		h	W	59-	52
1-11-47		h	W	58-	51
1-31-47		a	L	45-	47
1-9-48		a	L	29-	54
2-9-48		h	L	55-	59
3-6-48		n3	W	50-	40
1-7-49		a	L	52-	73
1-29-49		h	W	49-	56
1-7-50		a	L	62-	64
1-28-50		h	W	59-	55
1-6-51		a	L	45-	49
3-2-51 (ot)		n3	W	63-	61
1-5-52		h	L	58-	73
2-23-53		a	L	55-	70
2-15-54		h	L	57-	59
2-14-55		a	L	48-	64
2-11-56		h	W	79-	77
2-9-57		a	L	67-	73
2-8-58	19/nr	h	W	69-	53
2-7-59		a	W	77-	67
2-6-60	6/6	h	W	74-	55
2-13-61		a	W	81-	79
2-12-62 (ot)		h	W	77-	74
2-8-63 (ot)	6/6	a	L	69-	77
2-8-64		h	W	92-	68
2-17-66		h	W	99-	85
1-7-67		h	L	91-	99
2-18-67		a	L	71-	74
1-6-68		h	W	100-	81
3-2-68		a	L	77-	88
2-15-69		h	W	90-	79
3-1-69		a	L	77-	80
1-10-70		h	W	78-	72
2-23-70		a	W	86-	76
1-9-71		a	W	77-	67
3-1-71		h	W	102-	74
1-20-72		h	W	94-	78
2-28-72		a	L	74-	78
12-22-72		h	L	68-	69
3-2-73		a	W	87-	83
1-19-74		a	L	90-	96
2-20-74		h	L	70-	71
2-24-75		h	W	74-	69
1-17-76		a	L	58-	59
3-4-76		n4	W	74-	68
12-22-76		a	L	57-	64
1-29-77		h	W	89-	62
1-16-78		a	W	75-	70
2-11-78		h	L	63-	58
12-27-90		n5	W	95-	83
12-23-01		h	L	69-	79
1-2-03		a	L	66-	80

n1-SIC Tournament (City Auditorium, Atlanta, Ga.); n2-SEC Tournament (Baton Rouge, La.); n3-SEC Tournament (Louisville, Ky.); n4-Metro Tournament (Freedom Hall, Louisville, Ky.); n5-Sugar Bowl Tournament (Louisiana Superdome, New Orleans, La.)

Turner Field (1-0)

Home: 1-0, Away: 0-0, Neutral: 0-0

1-8-42		h9	W	49-	35

UCLA (1-3)

Home: 0-0, Away: 0-2, Neutral: 1-1

12-29-66	1/1	a1	L	72-	91
12-27-69	2/2	a1	L	90-	121
12-2-00		n1	W	72-	67
11-22-06	19/19 ....5/5	n2	L	73-	88

a1-Bruin Classic (Pauley Pavilion, Los Angeles, Calif.); n1-Wooden Classic (Arrowhead Pond, Anaheim, Calif.); n2-EA Sports Maui Invitational (Lahaina Civic Center, Lahaina, Maui, Hawaii)

U.S. Marines (0-1)

Home: 0-0, Away: 0-1, Neutral: 0-0

12-8-52 (exh)		n1	L	58-	90

n1-Parris Island, S.C.

USA Verich Reps (1-0)

Home: 1-0, Away: 0-0, Neutral: 0-0

11-16-93 (exh)		h	W	124-	110

Utah State (0-1)

Home: 0-0, Away: 0-0, Neutral: 0-1

12-13-60	15/12	n1	L	62-	67

n1-Bluegrass Invitational (Freedom Hall, Louisville, Ky.)

Vanderbilt (32-38)

Home: 20-13, Away: 8-25, Neutral: 4-0

> This year's game is the fourth of a four-game series the former Southeastern Conference rivals will play. The Commodores hosted the Jackets the last two years, Vanderbilt won both, and Tech earned a win in Atlanta in January of 2006.

> When Vanderbilt took a 73-64 victory over a 25th-ranked Tech team in December, 2006, at Memorial Gymnasium, it was the Yellow Jackets' first visit to Memorial Gym since 1964. When the Yellow Jackets defeated the Commodores 76-67 on Jan. 3, 2006 at Alexander Memorial Coliseum, it was the first time an SEC team other than Georgia had visited Tech's home court since Feb. 1, 1978. The teams have played just four times since Tech left the SEC in 1964.

> The Commodores hold a 38-32 overall lead in the series which began in 1914. Tech holds a 21-13 lead against the Commodores in Atlanta, and is 7-2 against Vanderbilt at Alexander Memorial Coliseum. Vanderbilt is 25-8 against Tech in Nashville.

> Among SEC teams, Tech has played only Georgia (184 games), Auburn (114 games) and Tennessee (69 games) more times than it has Vanderbilt. The Yellow Jackets are 50-83 against SEC teams since leaving the conference in 1964, including a 23-23 mark against the league at Alexander Memorial Coliseum.

2-6-14		h	W	55-	41
1-30-20		h	L	21-	39
2-27-20		a	L	3-	32
1-24-25		h	L	28-	37
1-15-26		a	L	23-	27
1-21-27		h	W	36-	29
2-10-28		a	W	41-	31
1-19-29		a	W	40-	28
2-2-29		h	W	38-	15
2-1-30		h	W	46-	25
2-7-30		a	W	41-	37
1-16-31		h	W	44-	37
2-5-31		a	L	32-	45
2-16-32		h	W	45-	27
1-18-33		a	L	27-	38
1-6-34		h	L	22-	24
2-9-34		a	L	30-	38
1-25-35 (ot)		h	L	32-	33
2-8-35		a	L	24-	53
1-18-36		a	L	23-	42
2-8-36		h	L	40-	42
2-28-36		n1	W	42-	37
1-16-37		h	W	39-	27
2-13-37		a	W	40-	30
1-15-38		h	W	59-	25
2-12-38		a	W	40-	35
3-5-38		n2	W	50-	18
1-14-39		h	W	30-	24
2-11-39		a	L	42-	49
1-13-40		h	W	49-	43
2-10-40		a	W	57-	39
1-18-41		h	W	55-	48
2-15-41		a	L	41-	54
1-17-42		h	L	32-	39
2-14-42		a	W	35-	27
1-16-43		h	W	43-	29
2-13-43		a	L	28-	52
3-4-44		n3	W	63-	51
2-10-51		a	L	47-	65
2-19-51		h	L	67-	69
2-2-52		a	L	67-	92
2-18-52		h	L	58-	83
1-10-53		a	L	60-	72
1-26-53		h	W	85-	79
1-11-54		h	L	55-	63
1-23-54	19/nr	a	L	65-	84
1-10-55		h	L	69-	71
1-22-55		a	L	63-	83
1-9-56	4/nr	h	L	59-	72
1-21-56	5/6	a	L	64-	67
1-7-57	9/11	h	L	73-	81
1-19-57	10/10	a	L	74-	93
1-18-58		h	W	81-	60
3-1-58		a	L	59-	60
1-17-59	nr/19	h	W	80-	61
2-28-59		a	W	71-	67
1-16-60 (ot)	6/6	h	W	74-	66
2-27-60	6/8	a	L	57-	62
1-21-61		h	L	56-	69
3-4-61	nr/18	a	L	59-	79
1-20-62		h	W	71-	66
3-3-62		a	L	74-	88
2-13-63	10/9	h	W	69-	62
3-2-63	10/12	a	L	74-	75
2-12-64 (ot)	7/7	h	W	75-	71
2-29-64	nr/13	a	L	89-	103
12-18-93 (ot)	....14/14 ....24/24	n4	W	86-	77
1-3-06		h	W	76-	67
12-9-06	25/nr	a	L	64-	73
12-1-07		a	L	79-	92

n1-SEC Tournament (Knoxville, Tenn.); n2-SEC Tournament (Baton Rouge, La.); n3-SEC Tournament (Louisville, Ky.); n4-Kuppenheimer Classic (Georgia Dome, Atlanta, Ga.)

Villanova (3-0)

Home: 0-0, Away: 0-0, Neutral: 3-0

3-15-86	6/6	n1	W	66-	61
12-28-90		n2	W	99-	87
12-3-91	17/6	n3	W	80-	59

n1-NCAA Southeast Second Round (Assembly Center, Baton Rouge, La.); n2-Sugar Bowl Tournament (Louisiana Superdome, New Orleans, La.); n3-ACC-Big East Challenge (The Omni, Atlanta, Ga.)

Virginia (38-29)

Home: 22-8, Away: 11-17, Neutral: 5-4

All Home Games: 22-8
At AMC: 21-6
At Georgia Dome: 1-0
At The Omni: 1-3
In Atlanta: 24-9
All Road Games: 11-17
At John Paul Jones Arena: 1-1
At University Hall: 10-16
As ACC members: 36-28
In the ACC Tournament: 5-4
All Neutral Games: 4-4
Under Paul Hewitt: 11-4

> Georgia Tech has won eight of the last 11, 12 of the last 16, and 19 of the last 25 meetings with Virginia. The teams split their regular-season games last year, each team winning on the other's homecourt, and the Yellow Jackets captured the rubber game in the ACC Tournament.

> Since Tech joined the ACC, the Yellow Jackets are 36-28 against Virginia.

> Tech has four wins in its last six trips to Charlottesville, including a 1-1 mark at John Paul Jones Arena. The Yellow Jackets were 10-16 against Virginia at University Hall, the Cavaliers' former homecourt, Tech's best winning percentage on an ACC foe's home court.

> Tech is 3-2 against Virginia teams coached by Dave Leitao, and is 11-4 against Virginia under Paul Hewitt, including all three meetings in Hewitt's first season of 2000-01.

> Tech and Virginia have played to overtime six times since the 1983-84 season, including a 72-71 triple-overtime win for Tech in Atlanta on Jan. 23, 1984, and an 88-85 double-overtime triumph for Virginia in Charlottesville on Jan. 22, 1995.

> The Jackets have won 10 of the last 12 meetings between the two teams in Alexander Memorial Coliseum, but lost the most recent game, 76-74, on Mar. 3 of this year. Overall, Tech is 21-6 against the Cavaliers in Alexander Memorial Coliseum, 22-8 on all home courts and 24-9 in games played in the city of Atlanta.

> In the ACC Tournament, Tech has won five of nine games, including a 70-61 Jacket victory in the 1990 final in Charlotte.

All-Time Series Results

12-20-47		h9	W	51-	48
12-1-69		h	W	72-	49
1-16-71		a	L	84-	89
12-1-79	13/13	a	L	37-	55
2-9-80	18/nr	h	W	62-	61
1-17-81	2/2	a	L	48-	85
2-16-81	1/1	h	L	42-	83
3-5-81	4/4	n1	L	47-	76
1-16-82	3/2	h	L	60-	79
2-15-82	1/1	a	L	52-	56
1-17-83	2/2	h10	L	52-	66
2-14-83	3/2	a	L	69-	92
3-12-83	2/2	n2	L	67-	96
1-23-84 (3ot)		h	W	72-	71
2-7-84	18/nr	a	L	59-	91
1-21-85	17/15	h	W	49-	46
2-16-85	6/5	a	L	55-	62
3-8-85	9/11	n2	W	55-	48
1-4-86	6/6	a	W	64-	61
2-15-86	5/5	h	W	62-	55
1-22-87		h10	L	58-	61
2-18-87		a	L	58-	60
3-6-87		n1	L	54-	55
1-23-88		a	L	55-	58
2-25-88	20/16	h	W	76-	71
2-6-89		a	L	71-	78
2-22-89		h	W	73-	65
1-21-90 (ot)	11/11	a	L	79-	81
2-22-90	8/6	h	L	71-	73
3-11-90	14/13	n3	W	70-	61
1-19-91	14/15	h	W	78-	51
2-19-91	20/19	a	W	73-	60
1-14-92	16/14	h	W	75-	71
2-22-92		a	W	52-	49
3-13-92		n3	W	68-	56
1-23-93	16/16 ....7/10	a	W	75-	71
2-23-93	22/22	h	W	73-	61
1-23-94	17/17	h	W	74-	70
2-22-94 (ot)	23/nr	a	L	72-	73

1-22-95 (2ot)	22/18	18/19	a	L	85- 88
2-22-95	24/22	14/14	h	L	60- 83
3-7-95		11/13	n4	L	67- 77
1-20-96			h	W	90- 70
2-21-96	23/22		a	W	84- 75
1-22-97			a	L	64- 68
2-6-97			h	W	66- 53
1-15-98			a	W	83- 65
2-14-98			h	W	105- 86
1-23-99			a	W	77- 65
2-25-99 (ot)			h	W	74- 68
1-8-00			a	L	65- 83
2-9-00			h	W	68- 47
1-9-01		10/11	a	W	73- 68
2-11-01		6/9	h	W	62- 56
3-9-01		12/12	n5	W	74- 69
1-22-02		7/7	h	L	65- 69
2-23-02		22/15	a	W	82- 80
2-1-03			h	W	80- 60
3-5-03			a	W	90- 73
1-15-04	12/14		h	W	75- 57
2-14-04	15/16		a	L	80- 82
1-8-05		9/10	h	W	92- 69
12-4-05			h	W	63- 54
2-24-07	24/v		a	L	69- 75
1-27-08 (ot)			a	W	92- 82
3-3-08			h	L	74- 76
3-13-08			n6	L	94- 76

n1-ACC Tournament (Capital Centre, Landover, Md.); n2-ACC Tournament (The Omni, Atlanta, Ga.); n3-ACC Tournament (Charlotte [N.C.] Coliseum); n4-ACC Tournament (Greensboro [N.C.] Coliseum); n5-ACC Tournament (Georgia Dome, Atlanta, Ga.); n6-ACC Tournament, (Bobcats Arena, Charlotte, N.C.); h9-Heisman Gym; h10-The Omni

Coaching Records

Paul Hewitt vs. Virginia

In Atlanta	5-2
In Charlottesville	4-2
Neutral sites	2-0
Total	11-4

Dave Leitao vs. Tech

In Atlanta	1-1
In Charlottesville	1-1
Neutral sites	0-1
Total	2-3

Winning Margin

Tech

In Atlanta	27 (78-51 on 1/19/91)
In Charlottesville	18 (83-65 on 1/15/98)
Neutral	18 (94-76 on 3/13/08)

Virginia

In Atlanta	41 (42-83 on 2/16/81)
In Charlottesville	37 (48-85 on 1/17/81)
Neutral	29 (47-76 on 3/5/81; 67-96 on 3/12/83)

Team Scoring Highs

Tech

In Atlanta	105 (105-86 on 2/14/98)
In Charlottesville	92 (92-82 on 3/5/03)
Neutral	94 (94-76 on 3/13/08)

Virginia

In Atlanta	86 (105-86 on 2/14/98)
In Charlottesville	92 (69-92 on 2/14/83)
Neutral	96 (67-96 on 3/12/83)

Individual Scoring Highs

Tech

In Atlanta	26 (Travis Best on 2/23/93)
In Charlottesville	33 (Kenny Anderson on 2/19/91)
Neutral	33 (Mark Price on 3/12/83)

Virginia

In Atlanta	31 (Curtis Staples 2/14/98)
In Charlottesville	30 (Bryant Smith on 1/21/90)
Neutral	36 (Junior Burrough on 3/10/95)

Virginia Tech (3-8)

Home: 1-3, Away: 0-4, Neutral: 2-1

All Home Games: 1-3
At AMC: 1-3
In Atlanta: 1-3
In Blacksburg: 0-4
At Cassell Coliseum: 0-3
As ACC members: 2-4
In the ACC Tournament: 1-0
All Neutral Games: 2-1
Under Paul Hewitt: 2-4

> Virginia Tech has won eight of 11 all-time meetings with Georgia Tech, including four of six as a member of the ACC. The Hokies won the first three games played in Atlanta before the Yellow Jackets captured an 81-70 decision last season on Jan. 19.

> Georgia Tech won the teams' only ACC Tournament encounter, a 73-54 victory in the first round of the 2005 tournament in Washington, D.C. Tech, which outscored the Hokies 43-29 in the second half and shot 54.9 percent from the floor in the game, went on to reach the tournament finals.

> Georgia Tech has lost all three previous meetings with Virginia Tech in Blacksburg, including a last-second, 63-62 loss on Jan. 31, 2006, and a 92-84 decision last year. The Hokies, led by future NBA star Dell Curry, held off the Jackets and their future All-Americans Mark Price and John Salley, 77-74, in the teams' first meeting at Cassell Coliseum in 1984. It was Georgia Tech's first post-season game in 13 years and a precursor to the ACC Championship season a year later.

> Georgia Tech's first victory over Virginia Tech occurred on Dec. 27, 1962, a 73-72 overtime triumph at the Gator Bowl Tournament that was part of an 11-0 start for the Yellow Jackets. Tech went on to finish the season 21-5. Both teams were ranked in the UPI poll at the time, Georgia Tech at No. 18, Virginia Tech at No. 14.

> Both teams were members of the old Metro Conference, but not at the same time. Georgia Tech was a member for three seasons from 1975-76 through 1977-78 before leaving to join the ACC. Virginia Tech joined the league for the 1978-79 season.

All-Time Series Results

2-14-21			a	L	15- 31
12-20-57			h	L	59- 70
12-27-62 (ot)	nr/18	nr/14	n1	W	73- 72
12-22-79			n2	L	62- 67
3-15-84			a1	L	74- 77
1-22-05	12/15		h	L	69- 70
3-11-05			n3	W	73- 54
1-31-06			a	L	62- 63
1-28-07			h	L	65- 73
1-19-08			h	W	81- 70
2-23-08			a	L	84- 92

n1-Gator Bowl Tournament (Jacksonville, Fla.); n2-Roanoke Times & World News Holiday Classic (Roanoke [Va.] Civic Center); n3-ACC Tournament (MCI Center, Washington, D.C.); a1-NIT first round

Coaching Records

Paul Hewitt vs. Virginia Tech

In Atlanta	1-2
In Blacksburg	0-2
Neutral sites	1-0
Total	2-4

Seth Greenberg vs. Georgia Tech

In Atlanta	2-1
In Blacksburg	2-0
Neutral sites	0-1
Total	4-2

Winning Margin

Georgia Tech

In Atlanta	11 (81-70 on 1/19/08)
In Blacksburg	na
Neutral	19 (73-54 on 3/11/05)

Virginia Tech

In Atlanta	11 (70-59 on 12/20/57)
In Blacksburg	16 (31-15 on 2/14/21)
Neutral	5 (67-62 on 12/22/79)

Team Scoring Highs

Georgia Tech

In Atlanta	81 (81-70 on 1/19/08)
In Blacksburg	84 (84-92 on 2/23/08)
Neutral	73 (73-54 on 3/11/05)

Virginia Tech

In Atlanta	73 (73-65 on 1/28/07)
In Blacksburg	92 (92-84 on 2/23/08)
Neutral	72 (72-73 on 12/27/62)

Individual Scoring Highs

Georgia Tech

In Atlanta	28 (Will Bynum on 1/22/05)
In Blacksburg	29 (Moe Miller on 2/23/08)
Neutral	35 (Brook Steppe on 12/22/79)

Virginia Tech

In Atlanta	32 (Bob Ayersman on 12/20/57)
In Blacksburg	27 (A.D. Vassallo on 2/23/08)
Neutral	23 (Howard Pardue on 12/27/62)

Wake Forest (31-34)

Home: 21-9, Away: 8-21, Neutral: 1-4

All Home Games: 21-9
At AMC: 21-9
All Road Games: 9-21
At Joel Coliseum: 5-14
At Winston-Salem: 7-17
At Greensboro (regular season): 2-3
At Greensboro (all games): 2-4
As ACC members: 30-32
In the ACC Tournament: 0-3
All Neutral Games: 1-4
Under Paul Hewitt: 8-10

> Wake leads the overall series with Georgia Tech, 34-31, having won eight of the last 14 meetings and 13 of the last 21. But the Yellow Jackets swept the season series from the Demon Deacons in 2007-08 for the first time since the 1997-98 season. The teams had split their regular-season series five times in the previous seven years, and the Deacons had swept Tech twice.

> Tech is 21-9 in games played at Alexander Memorial Coliseum, including the last three meetings and an 87-79 overtime win last season. The Demon Deacons had won two straight meetings in Atlanta and three of five before that.

>The home team has won 24 of the last 32 regular-season games in the series, with Wake Forest winning four times at Alexander Memorial Coliseum in that span, and Tech winning four times in Winston-Salem.

> Tech has lost eight of the last 10 meetings at the Joel Coliseum, and is just 5-14 in the building. Tech is 9-21 against Wake Forest on the road, including a 2-3 mark in regular-season games played in Greensboro and a 2-4 mark in games played in Winston-Salem prior to the opening of Joel Coliseum.

> Tech is 28-23 against Wake Forest since 1985, including 12 straight victories from 1985-91.

> Tech is 8-10 against Wake Forest under head coach Paul Hewitt. The Jackets are 2-0 against Dino Gaudio-coached Wake Forest teams.

> Tech is 11-8 vs. Wake Forest when the Yellow Jackets are in the Top 25, and 3-5 when both teams are ranked.

> Wake Forest has won all four of its meetings with Georgia Tech in the ACC Tournament, including a 75-74 triumph in the 1996 championship game in Greensboro. Wake Forest took the 2007 first round meeting, winning 114-112 in double-overtime, the highest scoring game in ACC Tournament history and the highest scoring game for Tech involving and ACC opponent in its history.

All-Time Series Results

12-29-49			n1	W	64- 57
1-12-65			h	L	78- 97
1-8-66			a1	L	80- 96
1-26-80			h	L	59- 67
2-16-80			a1	L	48- 49
1-3-81		8/8	a1	L	61- 87
2-7-81		8/8	h	L	56- 86
1-2-82		nr/20	h	L	56- 74
2-6-82		13/16	a2	L	38- 53
1-8-83			a2	L	53- 60
2-12-83			h	W	70- 69
1-7-84		8/9	h	W	68- 66
2-2-84 (ot)	18/nr	15/15	a1	L	74- 78
1-5-85		8/7	a2	L	54- 68
2-10-85		10/7	h	W	94- 75
1-8-86		5/5	h	W	72- 58
2-19-86		5/5	a1	W	59- 49
1-3-87 (ot)	18/nr		a1	W	65- 59
2-7-87			h	W	83- 69
1-10-88			h	W	78- 66
2-13-88			a2	W	78- 75
1-7-89		19/16	a2	W	84- 75
2-11-89			h	W	75- 70
1-6-90	12/12		a	W	91- 79
2-7-90		16/15	h	W	79- 70
1-6-91	24/nr		h	W	101- 91
2-9-91			a	L	74- 86
1-18-92	16/14	nr/24	a	L	72- 86
2-27-92			h	W	80- 61
1-21-93		16/16	h	L	58- 81
2-20-93		10/11	a	W	69- 58
1-19-94	17/17		a	L	63- 67
2-19-94	25/nr		h	W	71- 69
3-11-94			n2	L	49- 74
1-17-95	22/18	15/16	h	W	67- 65
2-18-95	20/17	14/14	a	L	62- 73
1-17-96		6/6	a	L	63- 66
2-17-96		8/9	h	W	64- 63
3-10-96	18/18	12/10	n3	L	74- 75
1-8-97		2/2	h	L	63- 73
2-25-97		5/5	a	L	55- 71
1-10-98			h	W	70- 63
2-11-98			a	W	77- 76
1-16-99			h	W	75- 61
2-16-99			a	L	58- 67
1-27-00			h	L	46- 60
2-27-00			a	L	64- 76
1-13-01 (ot)		6/6	h	W	95- 89
2-14-01		23/15	a	L	65- 81
1-26-02		21/16	a	L	74- 87
2-27-02		24/22	h	W	90- 77
3-8-02			n2	L	83- 92
1-19-03			a	L	66- 73
2-20-03			h	L	67- 75
1-20-04	11/13	10/7	a	W	73- 66
2-22-04	18/16	15/15	h	L	76- 80
1-27-05 (ot)	22/21	5/5	h	W	102- 101
3-2-05		4/4	a	L	91- 98
1-18-06			a	L	71- 86
2-25-06			h	W	76- 61
1-30-07			a	L	75- 85
2-21-07			h	W	75- 61
3-8-07 (2 ot)			n4	L	112- 114
2-6-08			a	W	89- 83
3-1-08 (ot)			h	W	87- 79

n1-Dixie Classic (Reynolds Coliseum, Raleigh, N.C.); n2-ACC Tournament (Charlotte [N.C.] Coliseum); n3-ACC Tournament (Greensboro [N.C.] Coliseum); a1-Winston-Salem, N.C., Coliseum; n4-ACC Tournament (St. Pete Times Forum, Tampa, Fla.); a2-Greensboro [N.C.] Coliseum

Coaching Records

Paul Hewitt vs. Wake Forest

In Atlanta	6-2
In Winston-Salem	2-6
Neutral sites	0-2
Total	8-10

Dino Gaudio vs. Tech

In Atlanta	0-1
In Winston-Salem	0-1
Neutral sites	0-0
Total	0-2

Winning Margin

Tech

In Atlanta	19 (94-75 on 2/10/85; 80-61 on 2/27/92)
In Winston-Salem	12 (91-79 on 1/6/90)
Neutral	7 (64-57 on 12/29/49)

Wake Forest

In Atlanta	30 (56-86 on 2/7/81)
In Winston-Salem	26 (61-87 on 1/3/81)
Neutral	25 (49-74 on 3/11/94)

Series History vs. All Opponents

Georgia Tech in Overtime

All Overtime Games: 59-46
Single Overtime Games: 47-37
Double Overtime Games: 6-9
Triple Overtime Games: 4-0

3-17-06	Georgia	W, 13-11
2-8-22	Agoga Class	L, 25-26
1-13-25	@Ft. McPherson (2 ot)	W, 28-26
1-8-27	Auburn	W, 22-20
1-15-27	@Georgia	W, 36-35
1-1-31	@Manhattan	L, 26-32
1-25-35	Vanderbilt	L, 32-33
2-23-35	@Georgia	W, 49-39
1-21-39	Tulane	W, 32-31
2-4-39	@Florida	L, 29-33
2-21-40	@Auburn	L, 38-39
12-29-40	@South Carolina	L, 39-40
1-22-41	@Clemson	L, 49-52
2-21-45	Atlanta NAS	W, 51-47
1-26-49	Georgia	L, 60-74
2-15-50	@Georgia	L, 72-73
2-24-51	Pennsylvania	L, 77-83
3-1-51	Tulane	W, 63-61
1-24-53	@South Carolina	L, 66-70
12-28-54	Idaho State	W, 72-69
2-12-55	@Louisiana State	W, 79-72
2-19-55	@South Carolina	W, 87-84
2-26-55	Georgia (2 ot)	L, 66-67
2-7-56	@Auburn	L, 74-77
2-16-56	@Georgia	W, 72-68
2-4-57	Auburn	W, 76-67
12-14-57	Texas Tech	L, 64-67
12-19-57	Georgia	L, 68-69
2-1-58	@Alabama (2 ot)	L, 72-74
2-24-58	@Florida	W, 62-61
2-14-59	Oklahoma City (3 ot)	W, 71-65
1-16-60	Vanderbilt	W, 74-66
1-11-61	@Georgia	W, 89-80
1-16-61	@Mississippi St.	L, 61-62
1-24-61	@Auburn	W, 48-43
1-2-62	Navy	L, 62-64
1-27-62	@Tennessee	W, 66-65
2-12-62	Tulane	W, 77-74
2-26-62	@Florida	L, 75-82
12-3-62	@Furman	W, 80-79
12-27-62	Virginia Tech	W, 73-72
1-5-63	@Kentucky (2 ot)	W, 86-85
1-12-63	@Mississippi	W, 73-71
2-8-63	@Tulane	L, 69-77
2-23-63	Georgia	W, 66-58
12-16-63	@Rice	L, 89-74
2-12-64	Vanderbilt	W, 75-71
2-15-64	Florida State	W, 77-73
12-21-66	Auburn	W, 78-76
1-10-67	@Furman	L, 68-69
2-20-68	Tennessee (2 ot)	L, 69-71
3-25-71	St. Bonaventure (2 ot) + ..	W, 76-71
1-6-73	Hawaii	W, 85-83
2-5-73	Florida	L, 85-87
3-7-74	@Georgia	W, 97-95
12-28-74	St. Bonaventure	W, 70-61
1-24-75	Presbyterian	W, 89-84
2-3-75	Samford	W, 78-75
2-16-79	@Memphis State (2 ot)	W, 89-84
2-27-79	East Carolina	L, 64-66
2-28-80	Maryland	L, 49-51
1-23-84	Virginia (3 ot)	W, 72-71
2-2-84	@Wake Forest	L, 74-78
2-4-84	Maryland (2 ot)	W, 71-70
2-4-86	North Carolina	L, 77-78
12-29-86	Richmond	L, 62-67
12-20-86	Boston College	W, 65-62
1-3-87	@Wake Forest	W, 65-59
3-5-88	@Clemson (2 ot)	L, 94-97
1-22-89	@Illinois (2 ot)	L, 92-103
3-4-89	@Clemson	L, 79-81
1-21-90	@Virginia	L, 79-81
2-17-90	@NC State (2 ot)	W, 95-92
2-24-90	@Notre Dame	W, 88-80
3-23-90	Michigan State#	W, 81-80
12-5-90	St. John's	L, 72-73
12-19-90	Georgia (3 ot)	W, 112-105
2-5-92	@Clemson	L, 78-95
2-29-92	NC State	W, 98-88
3-27-92	Memphis State#	L, 79-83
12-18-93	Vanderbilt	W, 86-77
2-22-94	@Virginia	L, 72-73
1-22-95	@Virginia (2 ot)	L, 85-88
2-7-96	Duke	W, 73-71
2-10-96	@North Carolina	W, 92-83
2-25-96	NC State	W, 92-83
12-4-97	NC State	L, 69-71
2-8-98	North Carolina (2 ot)	L, 100-107
3-16-98	Georgetown+	W, 80-79
11-27-98	West Virginia	W, 65-62
12-5-98	Appalachian State	W, 74-72
12-13-98	Georgia	W, 84-79
2-11-99	@Florida State (3 ot)	W, 111-108
2-25-99	Virginia	W, 74-68
12-11-99	Stanford	L, 61-64
3-1-00	@North Carolina	L, 72-74
1-13-01	Wake Forest	W, 95-89
1-3-04	@Georgia (2 ot)	L, 80-83
3-1-04	Kansas#	W, 79-71
1-1-05	Kansas	L, 68-70
1-27-05	Wake Forest	W, 102-101
2-18-06	@Maryland	L, 84-87
3-8-07	Wake Forest (2 ot)*	L, 112-114
1-27-08	@Virginia	W, 92-82
3-1-08	Wake Forest	W, 87-79

Note: Georgia Tech's longest stretch of regulation games without an overtime is 103, from Feb. 7, 1975 vs. NC State through Jan. 13, 1979 vs. Troy State, inclusive.

Most overtime games in one season:
6 in 1962-63

 # NCAA Tournament
+ Post-Season NIT
***ACC Tournament**

Team Scoring Highs

Tech
In Atlanta ..... 102 (102-101 on 1/27/05)
In Winston-Salem ..... 91 (91-79 on 1/6/90; 91-98 on 3/2/05)
Neutral ..... 112 (112-114 on 3/8/07)

Wake Forest
In Atlanta ..... 101 (101-102 on 1/27/05)
In Winston-Salem ..... 98 (98-91 on 3/2/05)
Neutral ..... 114 (114-112 on 3/8/07)

Individual Scoring Highs

Tech
In Atlanta ..... 32 (Kenny Anderson on 1/6/91)
In Winston-Salem ..... 36 (Dennis Scott on 1/6/90)
Neutral ..... 30 (Thaddeus Young on 3/8/07)

Wake Forest
In Atlanta ..... 29 (Rodney Rogers on 1/21/93)
In Winston-Salem ..... 30 (Josh Howard on 1/19/03)
Neutral ..... 27 (Tim Duncan on 3/10/96)

Washington (2-1)

Home: 0-0, Away: 0-0, Neutral: 2-1

12-27-84	10/13 .... 11/12	n1	W	65- 58
11-29-98	16/16	n2	L	60- 76
11-26-99	....	n3	W	82- 65

n1-Rainbow Classic (Special Events Center, Honolulu, Hawaii); n2-Big Island Invitational (Afook-Chinen Civic Auditorium, Hilo, Hawaii); n3-Great Alaska Shootout (Sullivan Arena, Anchorage, Alaska)

West Chester State (1-0)

Home: 1-0, Away: 0-0, Neutral: 0-0

12-16-81		h	W	89- 60

West Virginia (2-1)

Home: 0-0, Away: 0-1, Neutral: 2-0

12-31-49		n1	W	63- 48
2-7-68		a	L	75- 79
11-28-98		n2	W	58- 53

n1-Dixie Classic (Reynolds Coliseum, Raleigh, N.C.); n2-Big Island Invitational (Afook-Chinen Civic Auditorium, Hilo, Hawaii)

West Virginia Tech (1-0)

Home: 1-0, Away: 0-0, Neutral: 0-0

2-21-80		h	W	67- 52

Western Carolina (6-1)

Home: 5-1, Away: 1-0, Neutral: 0-0

1-11-79		a	W	72- 50
2-1-79		h	W	100- 75
1-9-80		h	W	70- 60
11-28-80		h	L	77- 88
12-2-93	16/17	h	W	77- 55
12-1-94	20/19	h	W	89- 63
1-13-96		h10	W	91- 78

Westminster (1-0)

Home: 0-0, Away: 0-0, Neutral: 1-0

12-29-55		n1	W	65- 56

n1-Queen City Tournament (Buffalo, N.Y.)

William & Mary (6-1)

Home: 5-0, Away: 0-1, Neutral: 1-0

12-6-61		h	W	72- 56
2-4-63	6/6	h	W	50- 49
12-21-64		h	W	91- 73
12-22-65		h	W	92- 73
12-20-71		h	W	83- 71
12-18-73		a	L	60- 63
12-29-87		n1	W	90- 59

n1-Cotton States Classic (The Omni, Atlanta, Ga.)

Winthrop (1-1)

Home: 1-0, Away: 0-0, Neutral: 0-1

11-24-97		h	W	95- 65
11-18-07		n1	L	73- 79

n1-Paradise Jam (St. Thomas, U.S. Virgin Islands)

Winston-Salem State (1-0)

Home: 1-0, Away: 0-0, Neutral: 0-0

1-3-07		h	W	97- 46

Wisconsin (1-1)

Home: 1-0, Away: 0-0, Neutral: 0-1

12-28-63		n1	L	84- 104
11-28-01		h1	W	62- 61

h1-ACC-Big Ten Challenge (AMC); n1-Milwaukee Classic (Milwaukee, Wis.)

Wisconsin-LaCrosse (1-0)

Home: 1-0, Away: 0-0, Neutral: 0-0

1-4-74		h	W	73- 69

Wittenberg (0-1)

Home: 0-0, Away: 0-1, Neutral: 0-0

12-27-26		a	L	37- 40

Wofford (12-2)

Home: 12-2, Away: 0-0, Neutral: 0-0

1-14-21		h	L	18- 20
2-10-68		h	W	97- 67
1-17-75		h	W	75- 74
1-31-77		h	W	81- 37
12-17-79		h	W	84- 64
12-20-80		h	L	44- 49
11-29-82		h	W	116- 72
1-19-84		h	W	78- 44
11-22-96		h	W	74- 49
1-3-98		h	W	90- 58
12-16-98		h	W	76- 63
12-22-99		h	W	80- 70
11-17-00		h	W	92- 49
12-21-01		h	W	79- 70

Wyoming (1-0)

Home: 1-0, Away: 0-0, Neutral: 0-0

12-22-58		h	W	110- 78

Xavier (0-2)

Home: 0-0, Away: 0-1, Neutral: 0-1

2-16-35		a	L	19- 38
1-2-56		n1	L	67- 92

n1-Queen City Tournament (Buffalo, N.Y.)

Yale (0-2)

Home: 0-1, Away: 0-0, Neutral: 0-1

1-2-68		h	L	78- 79
12-28-73		n1	L	95- 101

n1-Old Dominion Invitational (The Scope, Norfolk, Va.)

Youngstown State (1-0)

Home: 1-0, Away: 0-0, Neutral: 0-0

12-29-92	14/13	h	W	105- 85

Yugoslavian National Team (1-0)

Home: 1-0, Away: 0-0, Neutral: 0-0

11-13-88 (exh)		h	W	77- 74


Tech
Basketball
Heritage
Georgia Tech Basketball 2008-09

ACC Champions • 1985

March 8-10 • Atlanta, Ga.

- Georgia Tech 55, Virginia 48
- Georgia Tech 75, Duke 64
- Georgia Tech 57, North Carolina 54

Georgia Tech, the perennial conference also-ran, accomplished this feat nearly unmatched in ACC history. Inheriting a 4-23 team, Bobby Cremins took a winless ACC squad and transformed it into a first place team within a four-year span.

Nationally, the Jackets (27-8 overall) reached new heights, climbing to their highest ranking ever (5th place tie with Oklahoma-UPI). In all, the Rambling Wreck beat 13 teams that were ranked in the nation's Top 20 at the time of their defeat.

The playing cast for Georgia Tech had limited numbers. So limited that Furman Bisher of the Atlanta Journal-Constitution labeled Tech "The Thin Gold Line." By ACC tournament time, with a knee injury to Ferrell, it was a "Thin Gold Thread." The starting lineup throughout the season was Mark Price and Bruce Dalrymple at guards, Yvon Joseph in the middle and John Salley and Duane Ferrell at the forwards.

The top reserves were senior Scott Petway, who started the final six games for the injured Ferrell, and 7-0 freshman center Antoine Ford.

A deadly outside shooter, Price gave Tech more than just points. Dishing out the ball from his point guard spot, he was largely responsible for Tech's five starters averaging in double figures almost the entire season.

While Dalrymple was listed as a guard, that didn't limit him from mixing it up underneath. A former ACC Rookie-of-the-Year, he was the ultimate triple threat with his scoring, rebounding and passing, and drew the tough backcourt defensive assignments.

Joseph, a 6-11 center from Haiti, provided Tech the muscle in the middle while teaming up with Salley. Ferrell was an instant starter at the small forward position, but he saw limited duty at the end of the season because of strained knee ligaments.

In his place, Petway, a 6-6 forward, gave Tech consistent play as a solid complementary player. He was not called upon to score much and usually aided Tech with his ballhandling, passing and defense.

Tech dropped two of three ACC contests down the stretch, which turned the league race topsy-turvy. In its final league game, Tech rallied to beat North Carolina in the Omni. The victory gave Tech a share of first place with UNC and NC State. In a drawing by the ACC office, the Jackets received top seeding in the tournament.





Price earned MVP honors at the tournament by scoring 50 points in three games, including 20-of-20 from the foul line. Dalrymple was as defensive demon and contributed 43 points and was a choice by many as the tournament MVP.

Against the Tar Heels, Tech trailed the entire game, falling behind by eight points with 14:44 to play before beginning their comeback. The Jackets managed their first lead with just 52 seconds left on a free throw by Yvon Joseph and then held on for a 57-54 win. Price had 24 points against Duke and 16 in the comeback win over UNC.

Tech had never won more than one game in its NCAA tournament history, but the Jackets proceeded to reel off victories over Mercer, Syracuse, and Illinois before earning a date with a top-ranked Georgetown. Tech lost to the Hoyas by six points in the regional final and concluded the record-breaking year.

ACC Champions • 1990

March 9-11 • Charlotte, N.C.

- Georgia Tech 76, NC State 67
- Georgia Tech 83, Duke 72
- Georgia Tech 70, Virginia 61

The "Lethal Weapon 3" trio of Dennis Scott, Kenny Anderson and Brian Oliver carried third-seeded Tech to the title with wins over NC State, Duke and Virginia. Oliver averaged 23.3 points, including 31 in the semis, to claim Most Valuable Player honors. The title sent Tech into the NCAA Tournament on a high note, and the Jackets went on to earn their first trip to the Final Four.

In the quarterfinals, Tech rallied from a 10-point halftime deficit to score a 76-67 win over the Wolfpack. The Jackets again found themselves trailing at the intermission against a nationally-ranked Duke team that would join Tech in the Final Four, but Oliver and Scott, who also had 31 points, led the second-half assault in the 83-72 win. In the title game, Oliver aggravated an injured ankle but still provided the spark down the stretch in Tech's 70-61 win over the Cavaliers.

Then for the first time in school history, Tech reached the promised land of the "Final Four," capturing the Southeast Regional with thrilling wins over Michigan State (81-80 in OT) and Minnesota (93-91).

Against the Spartans, Kenny Anderson hit a game-tying jumper dangerously close to the buzzer to send the game into overtime. Dennis Scott hit the actual game-winner, a leaning one-hander with seven seconds left.

There was no doubt in the Minnesota game as the trio of Anderson, Scott and Oliver combined for 89 of 93 points for the victory to send the Jackets to the Final Four. After the game, Cremins said, "This is the best team I've ever coached."

In Denver, the Jackets lost to eventual national champion UNLV in the semifinals to end a dream season with a 28-7 record, the most wins in school history.

Oliver became the first player in Georgia Tech history and only the third ACC player ever to compile 1,500 points, 500 rebounds and 500 assists in his career. For the second year in a row, he led the ACC in rebounding among guards. Beyond statistical input, Oliver was truly the backbone of this 20-win team.

Scott's creative offensive skills blossomed after his summer training regimen took 20 pounds off of this frame. His ability to score inside the lane or outside the three-point line made him one of the nation's top 10 scorers. He climbed over the 2,000-point mark in his career and moved into third place on Tech's all-time scoring list.

Anderson lived up to all the expectations of a highly-touted recruit, and more. He won the ACC Rookie-of-the-Week award an unprecedented 10 times during the season. He recorded a "triple-double" and six near-misses while ranking No.1 in the league in assists and No. 5 in scoring.

Together, they became Georgia Tech's "Lethal Weapon 3," a potent combination of scoring, rebounding and passing abilities. Tech's fastbreak attack was off and running behind this trio, but the Jackets became more than a three-on-three game. The underrated frontline of Johnny McNeil and Malcolm Mackey developed into a tough combo while super-sub Karl Brown found his role as a defensive stopper.

The Jackets mixed this formula to perfection in the ACC Tournament and its NCAA Tournament run.

ACC Champions • 1993

March 12-14 • Charlotte, N.C.

- Georgia Tech 69, Duke 66
- Georgia Tech 69, Clemson 61
- Georgia Tech 77, North Carolina 75

Like a fighter that gets knocked down but not out, Georgia Tech bounced off the canvas with a vengeance and delivered a knockout punch to the rest of the Atlantic Coast Conference, capturing its third conference title in nine years.

Led by the amazing play of sophomore forward James Forrest, Georgia Tech stunned the ACC by becoming only the fourth sixth seed ever to win the conference tournament. To do so, the Yellow Jackets had to knock off eighth-ranked Duke in the quarterfinals, 69-66; a stubborn Clemson team in the semis, 69-61; and then No. 1 North Carolina in the finals, 77-75.

Forrest averaged 26.7 points and 7.0 rebounds and hit 69 percent of his shots to claim the Everett Case Award as the tourney MVP. He poured in 27 points against Duke, 26 versus Clemson and 27 against UNC, the first player to top 20 points in three consecutive tournament games since Virginia's Wally Walker in 1976.

The Jackets also got a boost from their backcourt tandem of sophomore Travis Best and freshman Drew Barry. Barry broke the tournament assist record with 27 handouts, earning him a spot on the all-tournament first team, while Best struggled with his shooting but handled and distributed the ball well enough to make the second team.

In addition to playing on ACC championship teams in 1990 and 1993, senior Malcolm Mackey broke the Tech career rebounding record early in the season and climbed to eighth in ACC history with a career total of 1,205 boards, along with 1,734 points. The 6-11 center averaged 15.6 points and 10.2 rebounds per game and notched 16 double-doubles on the season.



A pair of freshmen rounded out the Tech starting five in Barry, who joined the lineup midway through the season and provided a spark with his ball-handling and three-point shooting, and swingman Martice Moore, the 1993 ACC Rookie of the Year. After averaging 10.5 points, 4.6 rebounds and 2.1 assists per game, Moore became the seventh Yellow Jacket in the last 11 years to be named the league's top freshman.

Thanks to that stunning victory in the ACC Tournament, the Yellow Jackets entered their ninth consecutive NCAA Tournament in fine fashion, having won seven of nine games. In doing so, Tech transformed itself from a team that many thought was in danger of missing the 64-team field to the fourth seed in the West Region in Tucson, Ariz.

Unfortunately for the Jackets, the roller coaster ride ended on a downward note as Tech was upset by the surprising Southern University, 93-78, in the first round of the NCAA Tournament. Despite the finish, the Rambling Wreck finished with a 19-11 record while facing the nation's fifth toughest schedule, according to the Sagarin Index.

In addition to earning the school's ninth consecutive NCAA bid-the fourth longest current streak in the nation-the Rambling Wreck twice upended the nation's number one-ranked team with the victories over Duke and North Carolina. Tech toppled a total of five Top 10 foes, posting a 5-4 record in such games along with a 7-7 mark against all nationally-ranked teams.

ACC Regular Season Champions • 1996

Georgia Tech entered the new year with a 6-7 record against a murderous non-conference schedule, but behind the inspired play of first-team all-ACC performers Matt Harpring and Stephon Marbury and second-teamer Drew Barry, the Rambling Wreck rolled through the ACC slate with a 13-3 mark to claim the first regular-season title in school history.

Tech won its final seven ACC games, including heart-stopping overtime wins over Duke and North Carolina and a dramatic showdown with Wake Forest. The Jackets became the first team to sweep both Duke and UNC since Virginia in 1980-81.

Tech made a run at the tournament title but lost a heart-breaking championship game to Wake Forest. The Jackets fell behind 39-24 at the half and still trailed 71-60 with 2:23 to play but pulled within 71-70 with 52 seconds left before last-second shots by Marbury and Barry were off the mark.

Playing the nation's toughest schedule, Tech compiled 24-12 overall mark, a Top 10 ranking in the nation's RPI, a No. 3 seed in the NCAA Southeast Regional, and the school's third trip to the NCAA Sweet 16 in the last seven years.

The resulting honors were many. Sophomore forward Matt Harpring and freshman point guard Stephon Marbury were both named first-team all-ACC, while senior guard Drew Barry earned second-team all-ACC honors.

Marbury, the mercurial point guard from Brooklyn, N.Y., was named ACC Rookie of the Year, Tech's eighth Rookie winner in the last 14 years, and Cremins was honored as the ACC Coach of the Year, collecting his third such honor, but his first since 1985.

At the start of January, 1996, Tech stumbled home to Atlanta after losing to Bradley and Santa Clara in the Cable Car Classic and extending a four-game losing streak that began with a stunning defeat by Mount St. Mary's.





Tech was in dire straits, and Cremins and his young squad, which featured three sophomores and three freshman among its top eight players, knew it.

Three major events occurred - Nobody left, a senior [Barry] took charge, and a talented freshman [Marbury] sacrificed. The end result was a team of beauty.

Beginning with a 98-84 win over Maryland on Jan. 3, the Jackets gained confidence, poise and chemistry with each successive outing and ripped through the Atlantic Coast Conference with an up-tempo offense featuring the passing of Barry and Marbury, three-point shooting unparalleled in school history, and aggressive defense unseen on the Flats since the days of Mark Price and John Salley.

Following the Yellow Jackets' heart-breaking loss in the championship game, Tech advanced to the NCAA's Sweet 16 by defeating Austin Peay State and Boston College in Orlando, Fla., before falling to No. 2 seed Cincinnati in Lexington, Ky.

From a seventh-place pick in the ACC to national finalist, the Georgia Tech Yellow Jackets turned out to be ...

THE TEAM THAT BEE-LIEVED

By Patrice Lomax
for Eastern Basketball

Ask Paul Hewitt about his team's unlikely Final Four run, and he'll probably look at you a little strange.

"I knew we had a special team," Hewitt said. "I saw a group of guys who had matured in a very tough ACC. We didn't pay attention to any of the pre-season prognostications."

Good thing for Hewitt that he didn't, because most publications predicted a seventh-place finish for Georgia Tech in the highly competitive ACC.

All things considered, however, in a conference with the likes of Duke, North Carolina, Maryland, Wake Forest and NC State, why would anyone think Tech would emerge from this group and represent arguably the deepest league in the Final Four?

Despite the losses of back-to-back ACC freshmen of the year from his team, Hewitt "held out hope" that his team would respond positively and be competitive. But making the school's first-ever championship-game appearance? Tying Tech's single-season win record?

"Our success was more of a pleasant surprise than a shock," said Hewitt. "We knew what we had here."

The defining moment seemed to be the Pre-Season NIT, where Tech defeated top-ranked UConn by 16 points before beating Texas Tech by 20 to win the title. That's when analysts took notice of this squad's potential. Hewitt realized his team's worth much sooner.

"I saw how well the team flowed," said Hewitt. "Our players thought they were good, and we (the coaches) knew they were good. We just needed a platform to show everyone else. The Pre-Season NIT gave us that stage. It confirmed what our guys thought all along. Another thing was that Marvin (Lewis) kept telling us to watch out for Anthony McHenry. He kept calling him the 'X-factor' ... and Marvin was right. We felt all along that if Anthony played with confidence, he'd play well; and he did."

After the Yellow Jackets reeled off 12 straight wins, they lost to Georgia and North Carolina, giving experts some ammunition to discount them as an elite team.

"We lost a very tough game to a good Georgia squad, then we lost to UNC, and all the whispering started," Hewitt said. "People began questioning if we were really that good. We just saw it as UNC being too deep and too talented not to be good, and we didn't play well enough to beat them. Those were two losses against two quality teams. I kept telling everyone, 'Just watch, we'll be fine' ... and we were."

Hewitt, the 2001 ACC coach of the year, described his team's growth as "tremendous."

"We had situations like B.J. (Elder) losing his grandfather that made us come together and

depend on each other and work together and just be there for each other," Hewitt said. "All of our guys get along and complement each other on and off the court."

Though Tech's record with Bosh and Nelson was 16-15 during the 2002-03 season, Hewitt was quick to note that this was not a case of addition by subtraction.

"I knew we were going to miss Chris. You can't replace someone like him," he said. "But B.J. got better ... Isma'il (Muhammad) got better ... Theodis (Tarver) got better. We were also fortunate that Clarence (Moore) decided to come back. He's been through a lot emotionally, but he was able to contribute as a leader in the locker room, and he's an outstanding three-point shooter and defender. Center Luke Schenscher added more than 40 pounds to what once was referred to as a "bean-pole" frame since his first season at Tech, when he averaged roughly five points and three rebounds in 16 minutes per game. After gaining the weight, Schenscher's minutes dropped to 12.5 per game, and so did his points (3.7) and field goal percentage (.587 to .472).

"The weight definitely slowed him down, but it was necessary for his position," Hewitt said. "We knew he'd adjust; it was just going to take some time, and Luke understood that."

Schenscher started 37 of 38 games for the Jackets in 2003-04, averaging career highs in points (9.2), rebounds (6.6), minutes (27.5) and free throw shooting (.687). He ranks fifth on Tech's career blocked shots list.

Schenscher became something of a cult hero, with his Australian accent and curly hair. Teammates donned T-shirts with his likeness and the motto "Luke Schenscher has a posse."

Chants of L-U-U-U-K-E became a game-day ritual at Alexander Memorial Coliseum, a.k.a. "The Thrillerdome."

In an era where big men are becoming more dominant outside versus down low, Hewitt said Schenscher "wants to play in the low post both defensively and offensively." He wound up earning all-Final Four honors, averaging 10.8 ppg on 60.5 percent shooting and seven rebounds in his six NCAA Tournament games.

"His No. 1 asset is he understands the game extremely well," Hewitt said. "He's got very good hands and he runs well. (If) you've got good feet and good hands at 7-1, you're going to make good things happen."

Schenscher's stock soared during his junior season, particularly in the NCAA Tournament. He was once considered just another, not terribly talented big man, but monster games against such players as Kansas' Wayne Simien and North Carolina's Sean May put everyone on notice.

Schenscher tallied 15 points on 5-for-6 shooting and grabbed four boards while holding Simien to 11 points on 4-for-14 shooting in the St. Louis Regional final. On Feb. 10, he held May to nine points, and when the two met again in the ACC tourney, Schenscher had a career-high 17 rebounds and scored 17 points as the team earned a one-point victory.

Point guard Jarrett Jack enjoyed a breakout sophomore season, averaging 12.5 points, 5.6 assists (fourth in the ACC) and 4.9 rebounds. Jack, the only player on his team to start every game during the season, was also the ACC's top rebounding guard.

"He stepped up to the challenge and performed well," said Hewitt of Jack. "He was a big part of our success all year."

Jack made many big shots, including the game-winner over North Carolina in the ACC Tournament and hitting two critical free throws against Boston College in the second round of the NCAA Tournament.

In his time with the Jackets, Jack made a name for himself amongst the famed point guards of Tech's past, including Mark Price, Kenny Anderson and Stephon Marbury.

Known as a "sports junkie" to his teammates and coaches, Hewitt described Jack as a "student of the game." Jack breaks down film on a regular basis and, according to assistant coach Dean Keener, is constantly asking, "Coach, how can I become a better player?"

Being the national runner-up feels great to Hewitt as well, especially with a team many thought would be making its second consecutive appearance in the post-season NIT. But the Jackets aren't content with just making the final two. They want to win and keep winning. Tech wants to bring back the success of the '80s and early '90s, and they can.

THE TEAM THAT BEE-LIEVED



Scenes from Milwaukee: *(clockwise from top left)Watching NC State-Vanderbilt while waiting to practice; practice at Marquette's gym; Coach Hewitt with TV reporters outside the locker room; B.J. Elder and teammates in the NCAA press conference; Yellow Jackets out in Milwaukee; Isma'il Muhammad and Clarence Moore greeted by Tech students before they leave campus; the popular "Luke has a Posse" t-shirt*

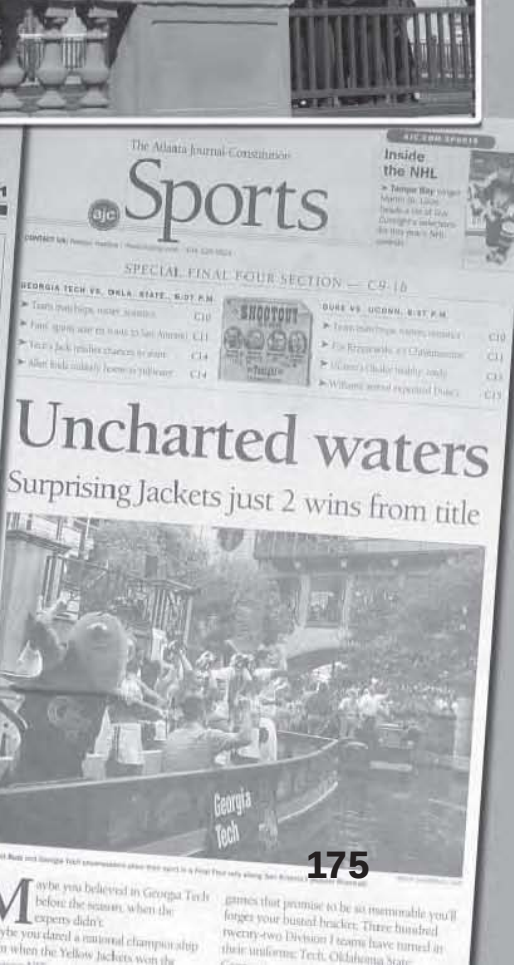

THE TEAM THAT BEE-LIEVED

Scenes from St. Louis:
Walk-through in the Adam's Mark Hotel; practice at the Edward Jones Dome; Jarrett Jack talks with the media; the famous Gateway Arch, which was within walking distance of the Tech hotel.

Sports

Chip shot saves Scott

C2 ➤ Australian Adam Scott avoids disaster on the final hole to capture the Players Championship.

Fearless at Food City

C9 ➤ Kurt Busch skips the pit to capture the Food City 500, his third straight Nextel Cup victory at Bristol.

THE FINAL FOUR

SATURDAY: GEORGIA TECH VS. OKLAHOMA STATE, 6:07 P.M; DUKE VS. CONNECTICUT, 8:47 P.M.; CBS

Jackets back, thanks to Jack

➤ **HOW TECH DID IT:** Five keys to team's second Final Four berth. **C6**

By JOHN HOLLIS

NEED TICKETS?

MOORE'S THE MAN

Point guard paradise

MARK BRADLEY

MY OPINION

CHAMPIONSHIP GAME: MONDAY, 9:21 P.M. CBS

Giant leap

Jackets bound into 1st title game

INSIDE

UConn beats Duke to reach title game

Words fail, but Tech seemingly can't

MARK BRADLEY

MY OPINION

ajc.com/sports

Daily Breeze

MONDAY

NCAA T

ACC fills ou

ST. LOUIS REGIONAL: Even without injured Elder, Jack and Georgia Tech prove to be too much for Kansas in a thrilling overtime final.

Coach K is working his magic

Jim Thomas

Final Four Week: *(clockwise from immediate left) The Alamo; Bobby Cremins visits a Tech practice in San Antonio; Will Bynum tapes teases for CBS; Tech fans mob the team bus as Clarence Moore and Robert Brooks come out of the hotel; Coach Hewitt addresses the team before the championship game; Yellow Jackets huddle after pre-game warm-ups; Marvin Lewis speaks at a campus celebration; Jarrett Jack signs autographs; Tech mugs for the camera with Sammy Sosa of the Chicago Cubs.*





D MONDAY, APRIL 5, 2004

The Atlanta Journal-Constitution

NCAA Championship

Go to ajc.com/sports for more coverage

GEORGIA TECH VS. CONNECTICUT

CHAMPIONSHIP GAME: 9:21 TONIGHT, CBS

Poised to make the rest Believers

Tech's Anthony McHenry models a Luke Schenscher T-shirt for teammates Marvin Lewis (left) and Jarrett Jack the morning after beating Oklahoma State.

SUNNY SUNG / Staff

But Hewitt, Tech believed all along

Program on verge of whole new level

TECH'S CHAMPIONSHIPS

By TONY BARNHART
tbarnhart@ajc.com

San Antonio — Bu... October, the ACC ... annual Operation Basketball, ... where the media gathered to ... preview the upcoming sea... tion. They predicted that ... Georgia Tech would finish ... seventh in the league.

Not long after that ... Will Bynum scored with 1.5 seconds left Saturday night to beat Oklahoma State 67-65 and keep Tech's dream season alive.

Now, the Yellow Jackets ...

MARK BRADLEY
mbradley@ajc.com

BRANT SANDERLIN / Staff

Paul Hewitt
ving a dream

...chenscher
geek chic

...onn's five
...s to victory

...um finds
...groove

SUNNY SUNG / Staff

LETHAL WEAPON 3

After all the celebrating was over,
and this trio's place in Tech history was determined,
Kenny Anderson, Dennis Scott and Brian Oliver
certainly could be called...

A Classic Combination

Georgia Tech coach Bobby Cremins is talking about chem-istry. Not the kind found in the laboratory, but on the hardwood.

"You can't really discuss it," he said. "You can't really dissect it. I've had teams with bad chemistry. Last year, we didn't have it. It comes from the players."

Cremins, creator of the chemistry that brought Tech and its "Lethal Weapon 3" to the Final Four, can only marvel at what inadvertently was wrought.

"I had no idea that Kenny would fit in as well as he has," he said. "How could I know that?"

"Kenny" is, of course, Kenny Anderson, the splendid point guard who came out of Rego Park, N.Y., a working-class neighborhood in the borough of Queens, to become the trigger man for Tech's offense. Anderson joined Brian Oliver, a senior, and a revitalized Dennis Scott, a junior, for a blitzkrieg of the ACC and the NCAA Tournament.

After a mid-season stumble in which they lost three straight ACC games and effectively took themselves out of competition for the regular-season title, the Yellow Jackets recovered and won 16 of 18 games to put them in the Final Four, the first ever in Tech history. It was during the middle of the slump, a 91-90 loss to Clemson, that a television graphic for the first time dubbed the Tech trio "Lethal Weapon 3." The name stuck. Cremins and the Tech players now refer to "Lethal Weapon 3" as if it were a separate entity.

They also refer to the slump as a time when their chemistry was tested, but proved solid.

"Before, if we had gone through three losses, there would have been people pointing fingers, saying so-and-so wasn't doing his job and stuff like that," Scott said. "That didn't happen. Nobody blamed anyone else. We knew we had to pull together and we did."

Pulling together, Tech assembled its late-season run and capped it by defeating North Carolina, Duke and Virginia in the ACC Tournament to win the championship. Then came the four-game sweep of the NCAA Southeast Regional, giving the Yellow Jackets a 28-6 record, the best ever for a Tech team.

During the season, "Lethal Weapon 3" was Tech's offense, averaging 78 percent of its points.

Anderson, Scott and Oliver each averaged more than 20 points a game, a combined 69.6 points. It was the first time in the 36-year history of the ACC that three players on one team averaged 20 or more per game.

In defeating Minnesota 93-91 for the Regional championship in New Orleans, "Lethal Weapon 3" reached its apex. With Scott scoring 40 points, Anderson 30 and Oliver 19, the three accounted for 89 of Tech's 93 points and took 52 of 56 shots.

All season critics wondered when Tech's three-on-five game was going to run out of steam. It never did, until "Lethal Weapon 3" and its supporting cast met Nevada-Las Vegas for a spot in the national championship game, a scenario few would have believed possible for Tech when the season began.

And those who wondered before the season about the possible clash of egos on the Tech team would never have envisioned the unlikely chorus which rang out over Bourbon Street that week. The day before the Regional final, Cremins ran into his players in the French Quarter. They were on stage at a joint called "The Cat's Meow" offering delighted patrons their version of "Born to Be Wild."

Oliver's last year was 'fun'

Brian Oliver smiles as he remembers how Cremins, who thought this would be a rebuilding year from the team which went 20-12 in 1989, came to him at the beginning of the season and told him he wanted this year to be different from Oliver's other three at Tech.

"He told me he wanted to make this year fun," Oliver said. "He said he didn't want it to be stressful. He didn't want practice to be a job."

Oliver, who was elected team captain and seemed the eye of the emotional storm that is Tech basketball, spoke calmly, but swiftly. He talked of his frustrations with a stress fracture in his left ankle which slowed his game; about a team which he said had matured through adversity.

"It's very frustrating for me to have this injury," Oliver said. "I mean, this is the time when we are going for all the apples."

In Oliver, a 6-4 off-guard who has the bulk at 211 pounds and the heart to play effectively inside, Tech found a talented catalyst largely devoid of ego. Oliver, who played point guard before Anderson's arrival, was less flashy than either Scott or Anderson. He was solid, sometimes spectacular; the glue binding three years of distinct, sometimes seemingly conflicting talents.

"In the beginning of the season, Brian carried the team on his shoulders," said Johnny McNeil, the senior center. "There is great chemistry on this team, but a lot of it is because of the leadership shown by Brian, and later Dennis. We trust each other and that helps a lot."

Oliver's injury, sustained in December and aggravated continually throughout the year, cut into his rebounding, hobbled his usually tenacious defense and took some offensive pop out of "Lethal Weapon 3."

Against Minnesota, although Oliver scored 19, his shots often clanged off the front of the rim, a sign he was not getting his usual elevation. But he went fearlessly inside, drawing fouls and hitting nine-of-12 from the free throw line.

"We need Brian," Cremins said time and time again. And there is no question Tech needed Oliver as much for his stability and knowledge, his calm assurance on the court, as anything.

But there were times when Oliver, for all his bravery, could not be there.

"I forget," Cremins said. "In the Minnesota game, there was a point when his man went right by him and I got on him."

Oliver, who played in constant pain—"I just try to block it out of my head"—responded, "Coach, I'm doing all I can."

Cremins never doubted that, but he had forgotten about the ankle. "I just shut up," Cremins said.

Cremins painted a picture of a Tech team which rarely ran the court as well since Oliver's injury early in the season. The picture, which Cremins recalled almost as a dream, has Anderson leading the break with Scott on the right and Oliver on the left.

In Cremins's version, the picture is completed by Anderson feeding to Scott, who pulls up and takes a three-point shot, while Oliver moves into position to rebound a rare miss.

"That's when Georgia Tech is at its best," he said. "What this injury has taken away from us most is Brian's rebounding. He is a great, great rebounding guard.

Oliver used one word to describe his injury: "frustrating." He was not the type to make excuses, addressing his injury in clinical tones.

"Yeah, I've been slowed," he said. "But we still have great talent on this team. And we know what to do."

At a news conference after the Minnesota win, Oliver, who is usually serious in such atmosphere, reached over and rubbed Cremins' mop of white hair in an affectionate, playful manner. The gesture unleashed laughter and playful banter from Scott and Anderson, who shared the stage.

For a moment, they were more like brothers than coach and players.

"Coach is a lot looser and we feel that," Oliver said. "He trusts us and we trust him. That's where it all flows from."

Anderson arrived in Atlanta riding a wave of hype as high as Stone Mountain. He had been all-everything in high school, a can't miss prospect who was expected to step into the tough ACC and be a starting point guard.

That he did it and directed the Jackets to Denver may have amazed everyone but Anderson.

"Kenny is a bit of an introvert," Cremins said, joking.

So introverted that he suggested early in the season he was the "only pure point guard" in the ACC, bringing down the wrath of the fans of Hurley, Virginia's John Crotty and North Carolina State's Chris Corchiani.

"When we played North Carolina State the first time, Corchiani tried to take Kenny's head off," Cremins said. "But Kenny didn't back off."

Anderson said his words were misinterpreted or he said he never made the remark, depending



KENNY ANDERSON (LEFT) HIT PERHAPS THE MOST FAMOUS SHOT IN TECH HISTORY AGAINST MICHIGAN STATE. BRIAN OLIVER (CENTER), THE ELDER STATESMAN OF THE TRIO, WON THE EVERETT CASE AWARD AS THE MVP OF THE ACC TOURNAMENT. DENNIS SCOTT (RIGHT) WAS AT HIS GREATEST IN THE NCAA TOURNEY, SCORING 30.6 POINTS PER GAME.

on who was talking to him. That is similar to his remembrance of the controversial shot at the buzzer against Michigan State during the regional semifinal game. The shot put the Jackets into overtime, where they won 81-80.

About the shot, Anderson had said at different times: "I'm pretty sure I got it off," "I definitely got it off," and "I was within a tenth of a second either way."

He's quiet, but he listens

But such was Anderson's personality that the discrepancies could be attributed to youthful enthusiasm rather than calculating guile. After all, because of his talent on the court, talent so great that no less a player than former Louisville star Darrell Griffith said, "He can play in the NBA right now," people forget Anderson was 19 years old.

Scott, his roommate, called Anderson "Hermit" because he spent so much time sleeping.

"When he got here, he was real quiet," Scott said.

But Anderson listened, which Cremins liked.

"He listens to what I tell him," he said. "He came in here with a lot of buildup, but he never let that stand in the way of him learning the game."

Other players, used to freshmen being freshmen, kept an eye on Anderson.

"I'm glad he has ended up being here," McNeil said. "I mean, I'm a senior and he's a freshman, but I depend on him a lot."

One thing McNeil and freshman forward Malcolm Mackey depend on Anderson for is to get the ball in any other way than rebounding. Although Anderson averaged 20.6 points, he handed out 285 assists, second best in a single season in ACC history. He also had 79 steals, a Tech record.

The hints were that Anderson was different away from the media limelight than in it. He seemed increasingly comfortable with media attention and he was a good interview, irreverent and funny. But some of that stems from Anderson's New York City roots, from growing up on playgrounds where it is often necessary to be able to talk a good game as well as play one.

Scott, who played off Anderson as if they had been together for years instead of months, expressed quiet admiration for his roommate.

"He's not like a lot of those New York guards you see who put it behind their backs and between their legs and never go anywhere," he said.

Adding discipline to talent

Dennis Scott's voice was quiet and soft, much softer than his muscular 6-8, 229-pound body.

For Scott, it was a time of glory. He was a basketball junkie. Unlike many athletes who admit to only being interested in playing the game, Scott had studied basketball.

After winning the regional, he talked about being a kid and watching Griffith lead Louisville to the Final Four. He talked about going to the playground and pretending to be Griffith hitting the winning shot at the buzzer.

"And now to get a chance to actually do that," he marvelled.

Cremins' voice took on a solemn tone when he talked about Scott.

"The maturity of Dennis Scott has been incredible," he said. "He's been a winner, a fighter."

Before the season, Scott was a player with great talent and little discipline. He averaged 15.5 points his freshman year and 20.3 as a sophomore, but seemed to play passively.

"A year or two ago, Dennis would not look to go inside," said Cremins. "Dennis liked to stand around outside and watch."

But Scott came to school this season weighing 30 pounds less than the 259 he played at the year before. In the off-season, he had literally remolded himself and in doing so had made himself into the player his potential had always promised.

With Oliver ailing, the re-made Scott averaged 6.6 rebounds, second highest on the team. He averaged 27.7 points per game.

And then there were those games.

In the regional final against Minnesota, Tech's biggest win ever, Scott played 40 minutes, scoring a point a minute.

"There's no question we look to Dennis Scott," Cremins said.

For the drive to the Final Four, the team looked to Scott more than ever and Scott responded. Following the Michigan State game, Scott walked to the blackboard in the Tech dressing room, wrote "3 More" and drew a circle around it. Three more wins to a national championship.

"Before, Dennis would have never done that," Cremins said.

After the Minnesota win, Scott etched "2 More" on the board.

"Dennis is not selfish," Cremins said. "He's not thinking about himself and the NBA. Since Brian has been hurt, he's really done a lot."

Scott was obviously having fun in his dream-come-true season.

"I asked Dennis at the first of the season to place his game second to the goals of the team," Cremins said.

Strange as it may seem for someone who set the ACC single-season scoring mark with 970 points, Scott played as if team goals were primary.

"How can you be upset with someone who wins games for the team," said McNeil when asked about Scott's scoring prowess, about the 25-footers he launched without hesitation.

Reprinted from the
Atlanta Journal-Constitution, April 2, 1990

Thin Gold Line

Eight players were enough to earn Tech its first ACC Championship and a trip to the "Elite Eight."

Eight Is Enough" had been the title of a television show. In 1984-85, it was the motto of Georgia Tech's basketball team.

"Eight" was the number of healthy basketball players the Yellow Jackets had available to try to win their first Atlantic Coast Conference championship. "Enough" meant they could, and they did.

Furman Bisher, sports editor of the Atlanta Journal, had another name for it – "The Thin Gold Line." Mark Price, John Salley, Bruce Dalrymple, Yvon Joseph, Scott Petway, Antoine Ford, Jack Mansell, John Martinson. All of them played.

By the end of the ACC Tournament in Atlanta, there were an equal number of "coaches" on the Tech bench as reserves. Sitting in street clothes were forward Duane Ferrell, who sprained a knee in the first round of the tournament, and guard Craig Neal, who sat out most of the season with a bad wrist.

Still, despite the fact that Salley, Price and Dalrymple had to play 39 to 40 minutes a game, Tech played three extremely emotional basketball games and emerged with the ACC championship.

Throughout the year, Price and Dalrymple had been iron men at the guards, and Salley the same at power forward. Ferrell and Petway had shared the small forward spot, and Joseph had given Tech all it needed at center. Ford had come off the bench to give some solid help behind Joseph, and Mansell and Martinson provided valuable minutes as well. So the Yellow Jackets were in excellent condition for the task ahead.

Maybe it shouldn't have been such a surprise, for they had already captured a share of the regular-season crown, tying North Carolina and N.C. State with 9-5 conference records, and been awarded the top seed in the tournament.

Price had given Tech more than just points. His poise and effectiveness at point guard enabled all five starters to average in double figures. Dalrymple, listed as a guard, still found time to mix it up underneath, providing a triple threat with scoring, rebounding and passing. Joseph gave Tech muscle underneath, while Salley became an intimidating shot-blocking force and was Tech's best percentage shooter from the field.

Ferrell, who became the third of four straight ACC "Rookies of the Year," was an instant starter and filled a vital role with his offensive ability, while Petway complemented the entire lineup with his ballhandling, passing and defense. His role became much more important when Ferrell went to the sidelines.

After beating Virginia, 55-48, in the opening round, with Joseph and Salley both in foul trouble and Ferrell on the bench down the stretch, Cremins never let his squad ease up.

"I was scared to death about the fouls, but I told them to keep up the pressure," Cremins told Atlanta Constitution columnist Jesse Outlar. "We couldn't let up, because we won on defense. We didn't do much on offense, but we played with tremendous guts. We gutted it out."

Eight men helped Georgia Tech become the

life of the party in the Omni. The new kids on the ACC block. With the same aggressive style, the Thin Gold Line knocked off Duke in the semifinals, 75-64.

Bisher wrote, "Nevertheless, here were these upstarts in the league, treading on the precious ground of the Tar Heels, the Blue Devils and the Wolfpack. Who the hell did they think they were?

"Then, when the score had become 75-64, Georgia Tech was near the most exulting moment since it pumped up a basketball. The Thin Gold Line had prevailed. Was this to be believed? Georgia Tech in the one game that decides who is the champion of the high, mighty and haughty ACC?"

It was true, but to accomplish the feat, Tech had to meet and beat North Carolina for the third time in a season. No team had done that since N.C. State rolled over the Tar Heels on the way to a national championship in 1974. Against Duke, Salley had fouled out, Joseph had finished the game with four and Price and Dalrymple three each. Against the bigger Tar Heels of coach Dean Smith, eight players would not be enough.

But only one Jacket earned as many as four fouls in the final, and Tech accomplished the dream, downing Carolina, 57-54, in the final. The Thin Gold Line had prevailed again after trailing the Tar Heels throughout, emerging with under a minute remaining in the game to win.

Price won the tournament's Most Valuable Player award, but with only eight players available, who's arguing? All of them could have won a piece of the award in Cremins' mind.

Fortunately for the Jackets, Ferrell returned for the NCAA Tournament, and the Thin Gold Line went all the way to the Final Eight before bowing to eventual champion Georgetown. Twenty-seven wins, eight losses and a No. 6 ranking in the final polls. A golden season to remember.

THE SLAYING OF GOLIATH

From the Associated Press ...

LEXINGTON, Ky., Jan. 8, 1955—A jump shot in the last 11 seconds by little Joe Helms (right) gave Georgia Tech a 59-58 upset over Kentucky Saturday night and stopped the nation's No. 1 collegiate basketball power after 32 straight victories.

ATLANTA, Ga., Jan. 31, 1955—Georgia Tech, tiny outpost in the basketball world, successfully stormed Kentucky's proud citadel Monday night for the second time in

David and Goliath of the collegiate basketball world squared off twice during the 1955 season. David walked away without a scratch.

Within a 23-day period, mild-mannered Georgia Tech stunned the nation's top-ranked team Kentucky by ending the Wildcats' 129-game home winning streak in Lexington and then proving it was no fluke with a commanding victory at home.

"This was probably the greatest upset victory by any Georgia Tech team in any sport that I can remember," said Bobby Dodd after Tech's initial shocker.

Atlanta newspaperman Furman Bisher wrote, "I say it was the most incredible event in basketball since Dr. James Naismith discovered the peach basket."

These epic upsets came from a 1955 squad that finished the season with a 12-13 record. The Jackets had lost 67-66 to Sewanee one game prior to venturing to Lexington, the home of Baron Adolph Rupp. The Wildcats had not found themselves on the short end of a Southeastern Conference game in 16 years and were riding a 32-game winning streak.

Only five Tech players stepped on Kentucky's court that January night with Lenny Cohen and Dick Lenholt at the forwards, Bill Cohen (no relation) at center, and Bob Kimmel and Joe Helms at guard. Helms and Lenny Cohen were junior college imports while the remaining three were holdovers from a 2-22 squad dubbed "les miserables" the previous year.

Coach John "Whack" Hyder knew better. "The boys said before the game they were going to win, and they just wouldn't be beat," he noted.

A sluggish Kentucky team appeared to be in serious trouble throughout the contest. Tech trailed early 16-11 before a 15-0 outburst gave the Jackets a 26-23 halftime advantage. Tech pulled ahead 38-30 in the second half before turning cold. Kentucky rallied and its faithful were certain the Wildcats would pull it out.

With 14 seconds left, Kentucky held a three-point lead, but missed a pair of free throws. Kimmel was fouled in the scramble for the rebound and hit his charity tosses to pull Tech within 58-57 with 1:12 left.

Kentucky captain Billy Evans attempted to run out the clock, but Kimmel tied him up in the frontcourt and Helms snatched the ball away. He faked as if driving and then let fly a one-handed, 12-footer for the winning points with 11 seconds left. Two shots missed in Kentucky's last gasp.

"When I saw Joe take off with that ball, I knew we had it made," Hyder said. "He'd been firing them in for us all night and as hot as he was I knew he wouldn't miss."

Helms, who scored a game-high 23 points, said, "I didn't think about a thing. It was all like a dream."

"It's certainly the happiest moment of my basketball career," Hyder said. "Coach Rupp boosted his stock with me when he came over after the game, shook hands and told me that we deserved to win. I know it was a tough one for him to lose, but he didn't have a single squawk."

Fans gathering at Municipal Airport in Atlanta gave the Jackets the "most enthusiastic reception since MacArthur's." The students sang their rendition of the Rambling Wreck fight song, and two police cars escorted Tech back to town.

"We'll never live it down," Rupp said.

Hold that thought, Adolph. For Tech's second triumph over Kentucky could only be described as the Jackets' greatest upset since their first. Kentucky wanted badly to avenge their only loss of the season while Tech had managed only a 5-10 record. Rupp even brought a special TV crew to televise the rematch. But they witnessed history instead as Tech became the first team to beat Rupp twice in the same season.

Again using only five players with Gary Phillips subbing for the injured Lenny Cohen, Tech led the game from start to finish. The Wildcats missed every free throw attempt in the first half. Meanwhile, Tech took care of business on the boards and Helms and Kimmel combined for 44 points.

The Jackets led by 14 points with six minutes remaining as Kimmel's dribbling put the ball in a deep freeze. When the final 65-59 score flashed, assistant athletic director Tonto Coleman suggested that Tech keep that scoreboard turned on permanently and buy a new one.

"I don't know what to say," remarked Hyder, who received the game ball. "The kids played a whale of a ballgame. We had them from the start."

Rupp said, "That just goes to show you what a team can do when it makes up its mind to win a ballgame. They beat us the same way they did last time–with good backboard play and on the foul line."

And so David slew Goliath. Twice.

THE ROAD TO SAN FRANCISCO

Kaiser, Denton Take Tech To Its First NCAA Tournament In 1960

Georgia Tech once traveled the "Road to San Francisco" in 1960 in its only NCAA Tournament appearance prior to the streak of nine straight trips reeled off by the Bobby Cremins-coached Yellow Jackets from 1985-93.

Fueled by guard Roger Kaiser and forward Dave Denton, known as the "South's best one-two punch," Georgia Tech demonstrated a valiant effort en route to a 22-6 finish that year and runner-up honors in the Southeastern Conference.

The Jackets' starting five featured Kaiser, who averaged a team-high 22.5 points per game, and Bobby Dews in the backcourt, Denton and Wayne Richards at the forwards and Jim Riley at center.

"I am sure this is the best defensive team I have ever coached at Georgia Tech," said John "Whack" Hyder, as his Jackets yielded only 58.9 points per game.

Entering the NCAA Tournament, Hyder had guided Tech to a No. 8 national ranking in the United Press poll and a No. 13 slot in the Associated Press poll prior to the national tourney. The Jackets received a first-round bye although Hyder downplayed his squad's chances saying they were in "over their heads."

Ohio University upset Notre Dame in the first round to draw Tech in its next game. The Bobcats appeared to be a sleeping giant when they jumped out to a 19-6 lead over Tech at the 10:26 mark in the first half.

Behind center Howard Jolliff, who had 16 points and 15 rebounds in the first half, Ohio maintained a 33-23 halftime advantage. The Bobcats refused to fold and held a 12-point margin with 13 minutes left in the game.

But Tech applied the screws with its full-court pressure defense, taking the lead at 49-48 after a pair of free throws by Kaiser with 4:55 left. The all-America Kaiser proceeded to score 16 of Tech's final 23 points, including several critical free throws, as Tech slipped by Ohio, 57-54.

Seemingly bewildered in the first half, Tech warmed up and wore out the Bobcats down the stretch as Kaiser finished with 25 points and Denton collected 15 points and 11 rebounds. As the Jackets advanced to the NCAA Final Eight, the "Road to San Francisco" got a lot steeper.

Ohio State, certainly one of the nation's premier teams with future NBA stars Jerry Lucas (New York Knicks) and John Havlicek (Boston Celtics), had compiled a 22-3 record and a No. 2 national ranking. The game at Freedom Hall in Louisville, Ky., would be a contrast in styles between the Buckeyes' whirlwind pace and the deliberate, possession pattern of the Jackets.

OSU head coach Fred Taylor singled out Kaiser as a "really great shot and Denton as a fine all-around player" in preparation for the matchup.

Although the physically overmatched Jackets lost 86-69 to Ohio State, which eventually won the national championship defeating California, the newspaper accurately described the grit and effort of Hyder's 1959-60 team.

"A Georgia Tech team of incalculable courage refused to recognize its own human limitations here Saturday night in meeting the greatest offensive machine in the nation head-on, and emerged beaten, but unbowed."

The game stayed tight the first few moments before the 6-8 Lucas gave OSU a lead it would never relinquish. The Buckeyes led 41-35 at halftime, and threatened to runaway in the second half. But Tech stayed within striking distance at 66-56 with 8:53 left before Ohio State flexed its biceps.

True to form, Kaiser led the Jackets with 27 points while Denton chipped in 15. A balanced Buckeye scoring attack featured Lucas with 25, Joe Roberts with 19 and Havlicek with 15.

"They just had too much manpower for us," Hyder said. "They wore us down in the second half."

But that 1960 team blazed a trail not to be forgotten. While the memory of Tech's coveted Final Four appearance in 1990 remains fresh, the performance of Kaiser, Denton and the rest of Hyder's troops should not be overlooked in Tech's first NCAA appearance.



COACHED BY WHACK HYDER, THE JACKETS' STARTING FIVE FEATURED DAVE DENTON (ABOVE), ROGER KAISER, BOBBY DEWS, WAYNE RICHARDS, JIM RILEY. SHARP-SHOOTING ROGER KAISER (RIGHT) AND THE GRITTY DAVE DENTON WERE KNOWN AS THE "SOUTH'S BEST ONE-TWO PUNCH."

RETIRED JERSEYS





#15 • Matt Harpring

Retired Feb. 25, 1998

- First-team all-American in 1998
- One of only two Tech players to earn first-team all-ACC honors three times
- Came within eight points of breaking the Tech career scoring record, finishing second with 2,225 points
- Also ranks second in career rebounds and among Tech's all-time leaders in virtually every statistical category
- Two-time Academic All-American

#20 • Tom Hammonds

Retired March 1, 1989

- Third-team all-American in 1989
- Three-time all-ACC selection, including first-team honors in 1988 and 1989
- ACC Rookie of the Year in 1986
- Became the third player in Tech history to score 2,000 points and still ranks fifth in career scoring and rebounding
- Helped Tech to four straight NCAA Tournament appearances

#21 • Roger Kaiser

Retired Feb. 27, 1961

- Georgia Tech's first all-American (1960) and one of only two consensus all-Americans (1961) in school history
- SEC Player of the Year in 1961
- Led Tech to its first NCAA Tournament
- Finished with Tech career records for points and scoring average

#22 • John Salley

Retired March 2, 1986

- Second-team all-American in 1986
- Two-time all-ACC selection
- Finished with the Tech career record for blocked shots
- Along with Mark Price, helped the Jackets rise to national prominence

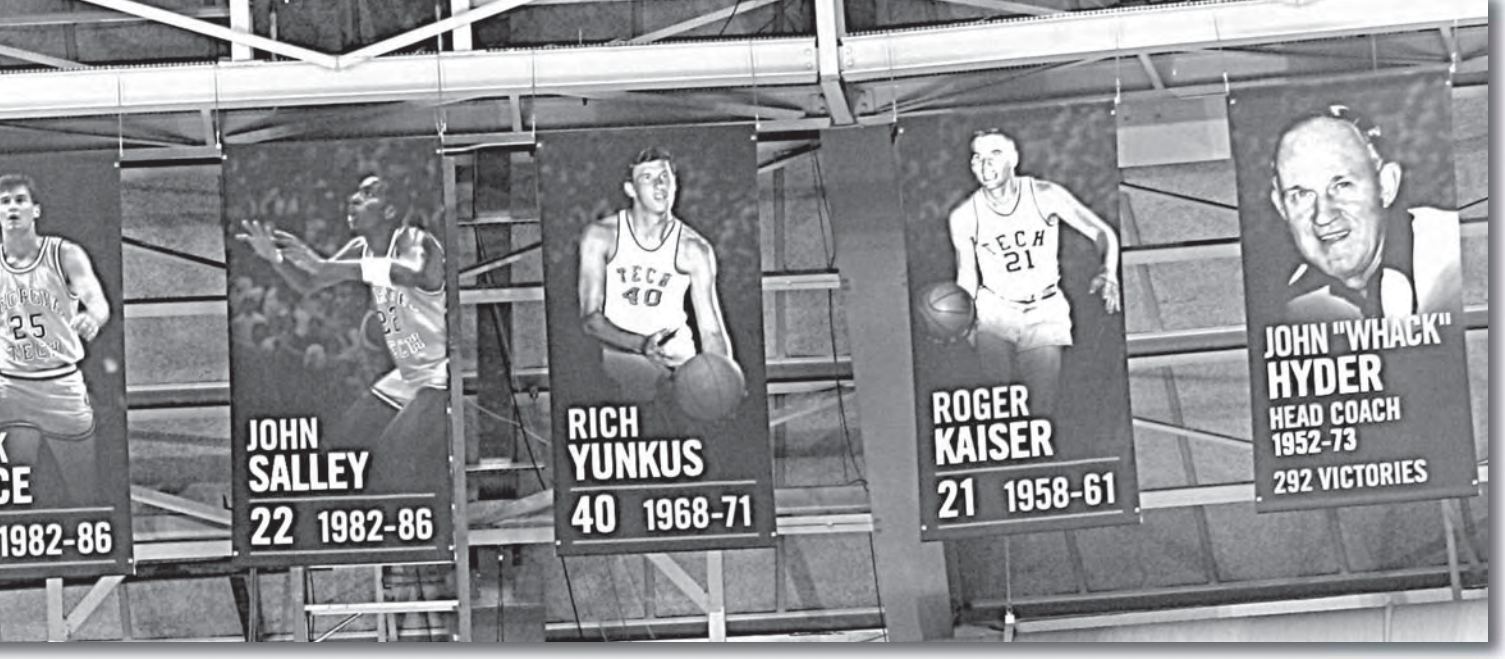

Enduring Symbols of Excellence

#25 • Mark Price

Retired March 2, 1986

- Three-time all-American, including first-team honors in 1985
- Tech's first all-ACC first-team honoree and one of only two Jackets to be all-ACC three straight years
- ACC Rookie of the Year in 1983, when he led the league in scoring
- Finished his career as Tech's second-leading scorer and leader in assists and steals

#40 • Rich Yunkus

Retired in 1971

- Tech's all-time leading scorer with 2,232 points in just three seasons
- Second-team all-America in 1971 and a third-team selection in 1970
- Averaged a school-record 30.1 points per game as a junior
- Three-time Academic All-American

Al Ciraldo

Voice of the Jackets

- Georgia Tech radio announcer for 43 years
- Called play-by-play for 1,030 basketball games from 1954-93
- Banner was raised on Feb. 14, 1998, three months after his death at the age of 76

Bobby Cremins

Head Coach 1981-2000

- National Coach of the Year - 1985, 1990
- ACC Coach of the Year - 1983, 1985, 1996
- Led Tech to three ACC titles (1985, 1990, 1993) and one NCAA Final Four
- Coaching record at Georgia Tech - 354-237
- Banner was raised and the Alexander Memorial Coliseum court was named in his honor on March 8, 2003

John "Whack" Hyder

Head Coach 1952-73

- Led Tech to its first NCAA Tournament appearance in 1960
- Led Tech to NIT appearances in 1970 and 1971, advancing to the finals in 1971
- Beat Kentucky teams ranked No. 1 three times in his career
- Coaching record at Georgia Tech - 292-271
- Banner was raised during the 2003-04 season

HOOSIER HERO

Indiana native Roger Kaiser comes South and becomes one of Tech's all-time greats

Roger Kaiser was exactly what the movie "Hoosiers" was about. He was an Indiana native with a crew cut, Chuck Taylor high tops and a jump shot that made the net cords dance from any spot on the floor.

"It makes me shudder to think what a helluva shooter that Roger Kaiser is," said Kentucky coach Adolph Rupp after his Wildcats, who escaped with an 89-79 victory on national television. "He's murder."

Kaiser almost single-handedly murdered the 'Cats that day at Memorial Coliseum. With blood streaming from a cut over his eye, he poured in a career-best 38 points, the most points any individual had ever scored against mighty Kentucky.

A year earlier, Kaiser had delivered the killing blow in Tech's 62-60 upset of the Wildcats before a packed house at Alexander Memorial Coliseum.

With the score tied at 60-60, Kaiser calmly dribbled away most of the final 31 seconds before he made his move. Then he darted to his left and let fly with a twisting one-hander from about 15 feet, over the outstretched arms of Kentucky's Bill Lickert and into the basket as the buzzer sounded.

To add insult to injury, Kaiser performed his heroics with a fractured thumb on his shooting hand.

"Everyone in the place knew that Kaiser was going to shoot," lamented Rupp. "But what could we do about it. Our boy had him covered, but he got it off. It was a difference of one second and two points."

Newspaper accounts speculated that, "Perhaps never in the history of the big bowl on The Flats has one man done so much to win a game as did Kaiser in this tense struggle."

Mississippi State head coach Babe McCarthy echoed Rupp's praise.

"That Roger Kaiser is one of the greatest players I've seen and I'm doggone happy I don't have to see him again," said McCarthy after Kaiser scored over half of Tech's points in a 62-61 overtime loss to the Bulldogs. "I've already seen too much of that boy."

A native of Dale, Ind., Kaiser learned how to shoot a basketball by aiming for a hoop that was nailed to the barn behind his house. Later, a full court was built and, according to Kaiser, it was always occupied. His high school girl friend, whom he later married, wanted him to go to school at Indiana, but he chose Tech.

Kaiser became Tech's first all-America as a junior in 1960, when he led the Jackets to their first NCAA Tournament appearance this year and a berth in the Sweet 16. A year later he earned consensus all-America honors in 1960-61 and was named the Southeastern Conference "Player of the Year."

Kaiser was also an all-conference performer in baseball, and no less an authority on Rambling Wreck sports heroes than legendary football coach Bobby Dodd called him "the greatest all-around athlete in Georgia Tech history."

But it was definitely his basketball skills that made Georgia Governor Ernest Vandiver proclaim Feb. 27, 1961 to be "Roger Kaiser Day" in Georgia.

When Kaiser completed his three-year career he held the career records for points scored, scoring average, field goals made, free throws made and free throws attempted. He also held several single-season marks, and his career free throw accuracy rate of 85.8 percent still stands as the Tech record.

Kaiser went on to become a coaching legend in the state of Georgia, retiring in 2000 at the age of 62 after an ultra-successful career highlighted by four NAIA national titles at West Georgia (1974) and Life University (1997, 1999 and 2000). Including a stint at Decatur High, his 34-year coaching record is 754-260 (.743).

DAY TO REMEMBER
Tech's all-America is honored at Alexander Memorial Coliseum on Roger Kaiser Day.

"THE BEST BIG MAN ...

... I'VE EVER HAD AT GEORGIA TECH WITHOUT A DOUBT," SAID HIS COACH, WHACK HYDER. YUNKUS' SINGLE-GAME RECORD OF 47 POINTS LASTED OVER TWO DECADES BEFORE IT WAS BROKEN BY KENNY ANDERSON. HIS CAREER MARK OF 2,232 POINTS STILL STANDS.



BENTON BOMBER

Georgia Tech's big man on campus was in a class all by himself.

The big man on campus in 1970 rose to unmatched heights when Rich Yunkus scorched both Furman and North Carolina for 47 points to set Georgia Tech's single-game record and make history.

Nicknamed the Benton Bomber after his hometown in Illinois, the 6-9-1/2 Yunkus' first scoring spree nearly beat Furman single-handedly while the second capped a glorious weekend in which Tech upset fifth-ranked NC State and then seventh-ranked North Carolina.

"He is the best big man I've ever had at Georgia Tech without a doubt," said his coach Whack Hyder. "He is in a class all by himself."

Yunkus' 47-point efforts comprise just a fraction of the 2,232 points he scored as Tech, which still stands as the school record. He earned all-America honors twice and finished sixth in the nation in scoring as a junior at 30.1 points per game.

A newspaper headline captured one of those games simply, "Yunkus' 47, Tech's 41 Nix Hapless Furman's 61." With 10 minutes to play, Yunkus was actually leading the Paladins by himself 41-35 when Hyder sat him on the bench. He returned for another three minutes but couldn't quite defend his lead.

Furman's head coach Frank Selvy, who had once scored 100 points in a game, said, "He was just fantastic."

Hyder said, "I've never seen a player shoot any better than he did tonight. Actually our plan wasn't to look for Rich but to try and open things up from the outside. But he was moving so well that he was open consistently, and we were able to hit him."

Yunkus erased two records with his 47 points, including the Alexander Memorial Coliseum mark of 40 by Pres Judy in 1967 against Florida State and his own school record of 41 that he had set against Tulane in 1969. Yunkus described it as just one of those nights.

"It seems that once a year I just go out there and feel like I did tonight," he said. "Since junior high, I've had just one game a year where I can hit 40."

In 1970, that feeling actually occurred five times. He also netted 41 points against Dave Cowens and Florida State as Seminole assistant coach Bill Clendinen said, "He has to be the best-shooting big man in college basketball. Only man I've seen who even comes near him is Kentucky's Dan Issel."

Yunkus also hit for 40 points against Georgia and Georgia State that year, but his most memorable performance came in the North-South Doubleheader in Charlotte, N.C. Tech had been a substitute team for South Carolina and faced a pair of Atlantic Coast Conference heavyweights.

Yunkus scored 27 points and grabbed 20 rebounds in the Jackets' surprising win over fifth-ranked NC State in the opening game. The next night, Yunkus put on a show against the Tar Heels with his school record-tying 47 points.

He sparked Tech to a 53-45 halftime lead with 27 points en route to the 104-95 victory. The Rambling Wreck's sweep is still considered one of the great moments in the school's basketball history.

"I don't think I've ever had a game like this against a team as good as North Carolina," Yunkus said. "I was scoring more from inside tonight than I did against State, but that was because North Carolina played me differently. They were guarding me very closely, which made it better to drive, while State played further back and made me shoot outside."

Yunkus' specialty was a soft left-handed jump shot. "He has the best touch for a man his size I've ever seen," Tech assistant coach Dwane Morrison said. "I don't think he can take a bad shot."

A three-time Academic All-America, he chose Tech because of its academic reputation. As one of the nation's top prep seniors, he got a personal letter from Bill Bradley urging him to go to Princeton, a letter from Bob Cousy encouraging him to attend Boston College, and a phone call prior to an NBA playoff game from John Havlicek praising the merits of Ohio State.

Yunkus' soft touch carried over to other areas. He built model cars as a child and then built a "T" bucket, a 1932 "T" roadster pickup from scratch when he was in college. He also built a scale model of his home from balsa wood and about 2,500 straight pins.

Just about the same number of points he scored at Tech.

THE START OF SOMETHING GOOD

Price-Salley tandem will always remain "first in Jackets' hearts"

By Thomas Stinson

They knew there would be trouble as soon as the team van topped the hill at Alexander Memorial Coliseum. A crowd that had been fermenting there for hours surged toward the vehicle. It was late March the night Georgia Tech had flown so hard into the face of basketball's aristocracy and won the ACC Tournament.

Here the student body had come to laud the champions. And now inside the van, the players' mood turned grim.

"Everybody was jumping on the van, chasing behind us when we got over to the coliseum," said John Salley. "We're all inside scared to death. I remember that. They're jumping on the top. You don't know if they're drunk or what."

Mark Price had sensed the danger and slipped away in another car with his parents. The irony of the moment was lost in the darkened streets. After three years of torment, worrying if success would ever come to the emaciated little program on Techwood Drive, here were Salley and Price, frightened by the arrival of that prosperity. In this van surrounded by yowling students, the circle had come complete.

Or had it?

Mark Price and John Salley, the two players who have ridden shotgun during Tech's return to grace, have maybe one month left as college players. Where before they had wondered if their time would ever come, now they wonder if that time has come too fast. The ACC Tournament this weekend is a silent warning to the two seniors that the dance is almost done.

"There's only one thing left I want to do," said Price, who was named to the all-ACC team for the third straight year. "I really think by winning the ACC last year (1985), we've really accomplished everything else. Obviously making first-team all-America would be nice. But I'd rather win a national championship."

"I've got to give those two credit for starting the program. They are two very, very special people."
BOBBY CREMINS

From Oklahoma to the Big Apple

If anything that profound came out of Bobby Cremins' mouth five years ago when he was recruiting Salley out of Brooklyn or Price out of Oklahoma, the Tech coach would have been laughed out of their homes. In his first full year of recruiting, he was looking for a scoring guard and a big man. What he couldn't know–what college basketball never suspected–was that he'd found the foundation of a national contender.

"I've got to give those two the credit for starting the program," Cremins said. "The way they've handled themselves, what they've done for me and the program, they are two very, very, very special people."

Salley, in fact, felt something the same for Price the first time they met in 1982, if for a different reason. He rushed into Price's room upon arriving at Tech in the middle of the night, woke him up to introduce himself and nearly dropped from shock when a little Caucasian with droopy eyes sat up in his bed. Salley had expected, well, expected something else. Like Michael Jordan maybe.

"This little white dude's shootin' it 25 times a game?" said Salley.

"My first two years here, especially the first one when we were having such a tough time, there was never a doubt in my mind that we were going to be good, you know, by the end of my career," said Price. "I don't know why I felt that way but I knew we had more players coming in. I don't know. I guess I'm a positive thinker."

But if these were the worst of times, in some ways they were also the best. With lessened expectations, Cremins was easier on his freshmen. Tech went 0-7 on the road within the conference and no one flinched. This was the year of the infamous three-point basket in the ACC, the ring just 18 feet away from the basket. For Price, that was a layup.

"I'd just catch the ball," he said, "and look



PRICE AND SALLEY arrived at a program that had won just four ACC games in three years. Their senior year, they were national coverboys (along with junior Bruce Dalrymple) and ranked No. 1.

down to see where the line was. I had a lot of fun my freshman year. 'Course, I didn't know what I was doing."

Price led the league in scoring with 20.3 a game and spawned a defensive strategy heretofore unseen in the ACC, if anywhere else. Late in close games, opposing guards would play Price from behind, forcing him away from the three-point line, giving up the unobstructed 15-footer for its lessened point value. It was all novel for Salley as well. In his first meeting with Ralph Sampson, the Virginia center blocked eight of his shots. Enraged, Salley clipped him on the chin with an elbow on the way up with a hook shot. Sampson shook his head and blocked that one, too.

"We went to the ACC Tournament and beat Maryland," said Salley. "And we were garbage."

But then it's not easy, being garbage.

Evolution of a Point Guard

We didn't have a Christmas tournament to go to that year so we had two-a-days for two weeks straight," Salley said. "It was scrimmage and practice. I was in Burger King every day, and it got so I couldn't get enough sleep. All we did was practice and sleep. Didn't have any cars, so we'd walk back to the dorms, sit down and it seems just an hour and a half later it was time to go get taped again. It was the most disgusting thing I've ever gone through."

Said Price, "My toughest year was my sophomore year, when I was being transformed into a point guard. There were a lot of frustrations that came with that. When you've played a certain way your whole life and all of a sudden you've got blinders put on you, it's a hard thing to have to handle. It was a tough year, but I guess the Lord was looking out for me because I made all-confer-



ence and I didn't even have a good year."

He ended the season being pulled from an NIT game at Virginia Tech, where he'd scored just 13 points while Tech lost by three. Long before the team had finished showering, he was changed and sitting alone in the bus outside, looking into the night.

Bruce Dalrymple had arrived and then Duane Ferrell. But by then the Salley-Price alliance had come to symbolize Tech basketball. Dissimilar not only in background but manner, close when it counted but distant just the same. As a rule, your urban black master-rappers don't hang full time with Oklahoman gospel singers.

"Our friendship?" asked Salley. "Our friendship is that we both made the same commitment to come here when no one else would. We both had the same ideas we were going to make something of ourselves, and it has worked."

"John and I are friends, but we're two different people," Price said. "We've always liked each other, but when we leave the floor we don't see each other much. That's fine with me and that's fine with him. Sometimes it's good to get away from your teammates. You spend half your life with them."

More Than Statistics

As far as player development, Price's game underwent extensive work with virtually no drop-off in performance. As he was his freshman year, Price remains a sound little guard with ICBM shooting range who has a strong chance to play professionally. Conversely, after seasons fraught with inconsistency, Salley may have just found himself within the last month, even though the NBA types have been raving over him for more than a year.

"John, statistically, is no Mark Price," said Cremins. Indeed, while both players had their number retired, Price set 10 school records, Salley set one (blocked shots) and tied another (most fouls in a season). "But John has done a lot. He's recruited these other guys, he's accepted a lot of stuff I've thrown at him, he's started every game since I've been here.

"Offensively, Price has made me look like a great coach because he puts the ball in the basket. But what I really admire about Mark is he could be averaging 30 points for another coach but he's listened to me and he's become our leader. I really admire his sacrifice because the little guy likes to shoot."

They've provided a comfort zone these four years for Tech followers who have come to expect that even 23 feet away from the hoop, just one little sloppy pick means a Price basket. Right now, Salley is producing some of the best basketball of his life.

Both Price and Salley have been nominated for the Wooden Award, Tech the only school to have two candidates. And there's a whole postseason, where the Yellow Jackets were galvanized last year. Possibly, they have nine games left, three in the ACC, six in the NCAA.

But then the coach remembers that with two losses, John Salley and Mark Price will be done at Georgia Tech.

"Yeah, that scares me," Cremins said. "It scares me to death."

Reprinted from the Atlanta Journal-Constitution, Mar. 5, 1986.

HOOK, LINE & SINKER

When he wasn't reeling in largemouth bass on a secluded pond, Tom Hammonds was landing big points and rebounds for Tech.



Largemouth bass in the local ponds around Atlanta breathed a sigh of relief during basketball season when Tom Hammonds played at Georgia Tech.

He was so busy on the court, becoming the third player in Tech history to score more than 2,000 points in a career and the second to play on three Yellow Jacket teams that won 20 games or more.

"I really miss it," he said during his senior year. "Not just the fishing, but being out there on the lake by myself."



SLAM DUNK

As quiet and unassuming as he was off the court, Hammonds was fierce and determined on the court.

Hammonds, a 6-9 all-America forward from Crestview, Fla., instead reeled in rebounds and baskets. He wound up his career with 2,081 points and 885 rebounds, both of which rank fourth in Tech history. He is second only to Rich Yunkus in field goals made (853) and shot 56.6 percent from the field in his career.

Said Louisville coach Denny Crum following a Tech win over the Cardinals in 1989 in which Hammonds scored 19, "You can't stop a great player like him unless you want to double team, and you're willing to give up something else. Our gameplan was to control him so he wouldn't go crazy and get 30 or 40 points."

Hammonds did go crazy a few times during his senior year, scoring 30 or more in three consecutive games, including a career-best 40 against Georgia State.

Many times, the strong play of Hammonds, a forward who at times had to play center, resulted in opponents double-teaming him or employing trick defenses. Though he would become frustrated, it helped him learn an important lesson.

"The junk defenses would cause me problems," said Hammonds. "I've got to keep a great attitude when I see junk defenses and keep working hard."

Keeping a great attitude was never difficult for Hammonds, a mild-mannered, soft-spoken individual who preferred to keep his ferocious intensity confined to the basketball court.

He is generally credited for changing the way pre-game introductions were made in ACC basketball games. Up until his senior year, players were introduced onto the court alternately from each side, with players from each side greeting one another at mid-court. With Tech playing Duke in a crucial game, Hammonds slapped Danny Ferry's hand so hard that the practice was discontinued.

A product of his upbringing–his stepfather a career Air Force sergeant, his mother also a disciplinarian–Hammonds had developed a deep sense of self-conviction. Six years of weight training brought it out even further.

While he attracted a great deal of media attention for his accomplishments, he never changed his outlook or his priorities.

"I think I've handled it pretty well," he said during his senior year. "I know where I came from and where I want to go."

Just as important to Hammonds while he was at Tech were his studies and his other hobbies, which included his red pickup truck, attending tractor pulls and bass fishing. Those pursuits and his engaging smile made him extremely popular with Tech's student body, which presented him with the "H" from the Tech Tower on the night of his final home game at Alexander Memorial Coliseum.

They had lined up the night before the game for tickets, and he wanted to buy pizza for them.

"It was kinda nice," Hammonds said "One guy had a couch and a TV with a VCR. We sat back for a while and watched a Robert Townsend special."

His convictions also served him well in class. Noted for always sitting in the front of the classroom, Hammonds graduated in four years with his degree in management.

As many Tech players have done, he found work in the NBA with several teams and played in the league for 13 years before he retired after the 2001-02 season. Now there is plenty of time to fish.



Harping on HARPRING

His work ethic, determination and all-out hustle often evoked this sentiment from Bobby Cremins.

He scored 2,225 points and pulled down 997 rebounds, grabbed 176 steals and handed out 289 assists. He played 4,472 minutes in a Georgia Tech uniform, but Matt Harpring's career was best characterized in the few minutes after he left the court in the waning seconds of the Yellow Jackets' Atlantic Coast Conference Tournament loss to Maryland.

With just over a minute left in Maryland's 83-65 victory, Tech head coach Bobby Cremins called his senior all-American to the bench.

Harpring had not had one of his better games against the Terrapins, but gradually the crowd rose in appreciation as he made his exit from his final ACC Tournament game. The cheering began in the Tech section, but in a rare display of non-partisanship, the applause spread to every corner of the 24,000-seat Greensboro Coliseum as fans wearing every shade of Carolina blue, NC State red and Clemson orange joined in.

The cheering continued as a dejected Harpring took his seat on the bench, not realizing what was happening. Then, coaxed by Cremins and his teammates, Harpring stood and waved to the crowd.

"It didn't sink in at first because I was still pretty emotional about the loss," Harpring said after the game. "But it was a huge honor and compliment. When I look back on it tomorrow or the next day, after I forget the game, I'll say, 'Wow, that was great.'"

"Unbelievable," agreed Cremins. "I've been in this league a long time, and it's one of the nicest gestures and best compliments I've seen."

Maryland head coach Gary Williams echoed the sentiments of the crowd, saying "you can only go but so far in terms of hard work, and Harpring is right there. At the end of a game, he never leaves anything on the floor."

Afterward, an appreciative Harpring said, "I don't know why they did it. I guess they see something in me that they like. I think I'd appreciate my work ethic and that I always give 100 percent, and if I'm not shooting well, I'll try to help my team in other ways.

"It was a great farewell, almost like having my jersey retired."

Such accolades never would have been predicted for Harpring when he arrived at Georgia Tech in 1995.

The 6-8, 225-pounder was better known for his football skills at Atlanta's Marist School, receiving scholarship offers to play quarterback for several schools, including Northwestern and Wisconsin. He was lightly recruited in basketball until very late in his senior season, improving his stock and gaining the notice of Cremins as he led his high school team to the state title.

From the time he stepped onto the court at Alexander Memorial Coliseum, Harpring exceeded expectations, averaging 12.1 points and 6.2 rebounds a game while finishing a close second for the 1995 ACC Rookie of the Year award.

But that was only a glimpse of what was to come, because as a sophomore, Harpring blossomed into one of the nation's top players as he helped Tech reach the NCAA Sweet 16. On a team that featured sensational point guard Stephon Marbury, it was Harpring who was the most consistent force with his all-around skills, averaging 18.6 points and 8.1 rebounds a game while leading the team in three-point shooting.

Harpring's junior year wasn't as successful as his sophomore campaign as the undermanned Jackets limped to a 9-18 record. Through the frustration of Tech's first losing season since 1983, Harpring remained the ultimate warrior, and despite constant double-teams, he produced 19.0 points and 8.2 rebounds a game.

Many encouraged him to enter the NBA following that difficult season, but Harpring opted to stay the course.

"When I came to college, I never dreamed that I would have the chance to be a first-round draft pick," said Harpring, a two-time Academic All-American. "I came to Georgia Tech to get my degree and to prepare for a career after basketball.

"I love college basketball, and I didn't want to leave after a season like that. It was important to me to come back and help get Tech basketball back where it belongs."

The result was an outstanding senior season in which he earned numerous all-America awards, including first-team honors from Basketball America magazine as well as hoops guru Dick Vitale. While averaging 21.6 points and 9.4 rebounds a game, he joined Mark Price as the only Yellow Jackets to receive first-team all-ACC honors three times. After earning his degree in June of 1998, the Orlando Magic made him the 15th pick of the first round in the NBA draft.

He finished second in Tech history in both scoring and rebounding, coming within eight points of Rich Yunkus' school record of 2,232 career points. In addition, he finished among Tech's career leaders in virtually every statistical category, from assists to steals to blocked shots and of course, minutes played.

Even before that ACC Tournament salute, the Georgia Tech family paid tribute to Harpring, the consummate student-athlete, by retiring his No. 15 jersey prior to his final home game against Duke.

More importantly, Harpring helped Tech enjoy a winning season with a 19-14 mark and trip to the National Invitation Tournament, in which the Jackets advanced to the quarterfinals.

"I can't say enough about what Matt Harpring meant to Georgia Tech," said Cremins. "I'm really proud of him for coming back for his senior season, and I'm happy that he could go out on a winning note."



TRAVIS BEST (LEFT), STEPHON MARBURY (CENTER) AND KENNY ANDERSON HAD MORE THAN 30 YEARS COMBINED EXPERIENCE IN THE NBA.

MAKING A POINT

From Mark Price to Javaris Crittenton, Georgia Tech's point guard legacy has been evident in the NBA.

by Denise N. Maloof

UCLA and Georgetown are known for their big men. Add Duke and Indiana's defense, Kentucky and North Carolina's overall excellence and you have some of the game's most enduring positional traditions, not to mention talent pools.

Georgia Tech's legacy to the college basketball world has been at the point, where many former standouts went on to ply their trade as NBA professionals.

It began as serendipity in 1982, when a little-known kid from Enid, Oklahoma decided to give the Atlantic Coast Conference's newest entry a try. What started with Mark Price has produced seven players who have garnered NBA credentials during the last decade, including three of Tech's ACC-record 10 rookie of the year award winners.

MARK PRICE (1983-86) is perhaps the most revered name in Georgia Tech basketball annals. He set the standard for Tech point guards, amassing more than 2,000 points, 500 assists and a Tech record 240 steals. He burst onto the scene in 1983 and became the first freshman to lead the venerable ACC in scoring. More importantly, he led the Tech program to national prominence, including the 1985 ACC title and NCAA Final Eight.

Drafted by the Dallas Mavericks, he was traded to Cleveland, where he became a favorite of former Cleveland and Atlanta coach Lenny Wilkens, plus a four-time NBA All-Star and a member of Dream Team II in 1994. Among Price's many statistical accomplishments is the top career free throw percentage in NBA history. He finished his career as Cleveland's all-time leader in assists and three-point field goals, and the Cavaliers honored him by retiring his jersey in 1999.

CRAIG NEAL (1987-88) was as outgoing as Price was subdued, but the two were great friends. Known as "Noodles," for his angular physique, Neal set the school assist record of 659 and notched an ACC-record 303 during his senior season, a mark that still stands today. His 19 assists in a game against Duke also still stands as the Georgia Tech record.

Neal was drafted by Portland and played parts of three seasons with the Trail Blazers, Miami and Denver, also logging time in the Continental Basketball Association. He is now an assistant coach at the University of Iowa.

BRIAN OLIVER (1989) didn't always play point guard, but the popular shooter and member of Tech's "Lethal Weapon 3" trio was the bridge between the departure of Neal and arrival of Kenny Anderson. His versatility, toughness and leadership were his greatest assets.

An Atlanta native and second-round NBA draftee, Oliver is now playing professionally in Italy after a brief NBA career that included a stint with the Atlanta Hawks in 1997-98 as well as stops in Philadelphia and Washington and a tour in the CBA.

KENNY ANDERSON (1990-91) is one of those athletes whose first name is sufficient identification. Tech fans know him simply as, "Kenny," the New York school-boy wonder who led Tech, along with Lethal Weapon 3 mates Oliver and Dennis Scott, to the 1990 ACC title and Tech's sole Final Four berth. A left-handed passer, Anderson was almost automatic as the 1990 ACC rookie of the year and his match-ups against then-fellow freshman and Duke point guard Bobby Hurley made for Tech seasonal highlights.

Drafted by the New Jersey Nets after two seasons, Anderson was an NBA All-Star in 1992 and has played 14 seasons.



ALL-STAR **MARK PRICE** (SECOND FROM LEFT) HAD HIS JERSEY RETIRED BY GEORGIA TECH AND THE CLEVELAND CAVALIERS. **CRAIG NEAL** (LEFT), WHO STILL HOLDS THE ACC SINGLE-SEASON ASSIST RECORD, HAS BEEN A SCOUT AND ASSISTANT COACH IN THE **NBA. JARRETT JACK** (SECOND FROM RIGHT) WAS A FIRST-ROUND **NBA** DRAFT CHOICE IN **2005** AND IS IN HIS FOURTH SEASON WITH THE PORTLAND TRAIL BLAZERS. **JAVARIS CRITTENTON** (RIGHT) WAS THE **19TH** OVERALL PICK IN **2007** BY THE LOS ANGELES LAKERS.

TRAVIS BEST (1992-95) had the unenviable task of succeeding Anderson, but he lived up to it. He led Tech to a Sweet 16 berth as a freshman and scored 2,057 career points in four seasons, including 258 three pointers. He also broke Neal's career assist record with 692, played excellent defense and was a three-time all-ACC choice.

A first-round selection by Indiana in 1995, Best blossomed in the Pacers' backcourt, helping the team reach the 2000 NBA Finals, and now plays for the New Jersey Nets.

DREW BARRY (1993-96) is another guard not officially listed in Tech's point legacy, but, like Oliver, he functioned quite capably as a second point guard. Playing along side the more heralded Travis Best and Stephon Marbury, it was Barry who led the lead the league in assists for three straight seasons, only the third ACC player ever to do so. And it is Barry who is Tech's career assists leader with 724.

The second Barry to play for Tech following shooting guard Jon, Drew Barry was Seattle's second-round pick in the 1996 draft and has played for the Supersonics, Golden State Warrios and Atlanta Hawks in the NBA.

STEPHON MARBURY (1996) was a one-year wonder, helping lead Tech to its first outright ACC regular-season title in 1996 and on to the NCAA Sweet 16. He led Tech in scoring with 18.9 points per game and won ACC Rookie of the Year and first-team all-conference honors. A Brooklyn native, he opted to turn pro after his freshman season and was the fourth pick in the 1996 draft. He is now playing for the New York Knicks.

"I thought there'd never be a more publicized guy than Kenny,'' said Marbury's coach, Bobby Cremins. "Stephon was the most explosive of all of them. He'd get up and dunk the hell out of the ball. Wasn't quite the ballhander Kenny was. Wasn't quite the shooter Mark was, but he was tall, explosive, and the most physical."

JARRETT JACK (2002-05) wore the same number as his idol Marbury and Travis Best, and did them one better by guiding Georgia Tech to its second Final Four and a berth in the national championship game in 2004. Displaying great leadership and varied skills on the court, Jack became known as much for his devotion to the game with countless hours of film study and his knowledge of the basketball history. He was made the 22nd overall pick in the 2005 NBA draft and began his pro career with Portland.

"I hear people talk about different players, and here's a guy who led his team to the Final Four and was Most Outstanding Player of the regional. When they talk about the best players in the country . . . I know I'm biased, but how can this guy not be mentioned?," said head coach Paul Hewitt. "He's one of the best players in the country, flat out. He's a team player, he defends, he passes the ball, he works on his game, he's a good three-point shooter now. There's not a whole lot Jarrett Jack can't do."

JAVARIS CRITTENTON (2007) grew up a fan of the hometown Yellow Jackets and fulfilled his dream by leading Tech to 20 wins and the NCAA Tournament in 2007 before the NBA selected him 19th overall in its 2007 draft. Named third-team all-Atlantic Coast Conference, Crittenton led the Jackets inscoring (14.1 points per game) and assists (5.9 per game) while shooting 45 percent from the floor.

"We're always better when Javaris plays well," said head coach Paul Hewitt. "It's hard for me to think of somebody else who has as much responsibility as a freshman and is playing as well. No knock on the rest of our guys, but it's not like he's got a consistent 18-and-10 guy hanging around. This kid has led our team."

Point Guards Through the Years

Player	At Tech	Drafted	Professional Team
Mark Price	1983-86	2nd/25th	Played 12 yrs for CLE, WSH, GS, ORL
Craig Neal	1987-88	3rd/71st	Played 3 seasons with POR, MIA, DEN
Brian Oliver	1987-90	2nd/32nd	Last with Atlanta Hawks, 1998; now overseas
Kenny Anderson	1990-91	1st/2nd	14-year NBA vet
Travis Best	1992-95	1st/22nd	10-year NBA vet; now playing overseas
Drew Barry	1993-96	2nd/57th	played parts of 3 seasons in NBA
Stephon Marbury	1996	1st/4th	10-year NBA vet, now with N.Y. Knicks
Tony Akins	1999-02	n/a	Playing overseas
Jarrett Jack	2002-04	1st/22nd	Third year with Portland Trail Blazers
Javaris Crittenton	2007	1st/19th	Rookie with Los Angeles Lakers

Price


Dalrymple


Ferrell


Hammonds

TECH'S STRING OF PEARLS

Georgia Tech is home to 10
ACC "Rookie of the Year" award winners

Scott

Anderson

Moore


Marbury

Nelson

Bosh

Mark Price • 1983

"Price probably means more to Georgia Tech than any other freshman in the country. We scouted Tech once and then played them in the Meadowlands. He had a hand in almost 85 percent of their scoring plays. That means he is either getting the steal or rebound to start the break, making the pass to set up the score or putting in the clutch shot." **— Pat Kennedy, Iona Head Coach**

Bruce Dalrymple • 1984

"Bruce Dalrymple has been extremely important to our success this season. I honestly don't think any other freshman in the conference has meant as much to their ballclub as Bruce has to ours. He scores. He rebounds. He plays excellent defense and he handles the basketball extremely well. And he plays the game with great intensity and a great attitude." **— Bobby Cremins, Georgia Tech Head Coach**

Duane Ferrell • 1985

"Ferrell, one of the most highly sought players in the country last year, has had the ups and downs of any freshman. But his scoring average is in double figures, and he has shown enough silk in his moves to the basket to leave people gasping at times."
— John Feinstein, Washington Post

Tom Hammonds • 1986

"Freshmen aren't supposed to be this good, this polished. This essential. Even at Georgia Tech, where the Atlantic Coast Conference "Rookie of the Year" award has become a permanent fixture, freshmen aren't supposed to be so at home in the world of big time college basketball. But Tom Hammonds, Tech's prize catch, has taken to college ball like it was another pickup game in somebody's backyard back home in Crestview, Fla." **— Chuck Thompson, Macon Telegraph-News**

Dennis Scott • 1988

"First of all, he's not aware he's a freshman. Second of all, he's not aware of where the three-point line is. He plays so cool. Beyond the fact that he can shoot from the planet Pluto and not blink an eye, he seems to have great court awareness and he doesn't appear to be selfish." **— Dale Brown, LSU Head Coach**

Kenny Anderson • 1990

"He was the player for this tournament, and this March, and five years from now, when he is as big as any star in the NBA, it will be important that the country first took a good look at him when he was a freshman. When he was 18. There has not been anyone like him in college basketball since Magic and Bird. He is better than Isiah Thomas. Michael Jordan, miracle that he has become, was just not this kind of presence. Not this young." **— Mike Lupica, The National**

Martice Moore • 1993

"Martice has helped us. He's a good athlete. I know he's been a little inconsistent at times, but he's meant a lot to our team. I really felt he was one of the keys to our ACC championship." **— Bobby Cremins, Georgia Tech Head Coach**

Stephon Marbury • 1996

"What makes him so special as a point guard is his unique scoring ability. He has a strong body and he works hard on the defensive end . . . He wants the ball late in games. He's not afraid to take the tough shot." **— Dick Vitale, ESPN**

Ed Nelson • 2002

"He's gone from a guy who in high school could just get the ball and bully his way to the basket to understanding how important it is to screen and set his men up to get good post position." **- Paul Hewitt, Georgia Tech Head Coach**

Chris Bosh • 2003

"We had to gang-guard him. I think the best way to defend him, and we don't have this, is to have a veteran big guy who's a physical player. We had to trap him and do some different things to keep him off-balance."
- Skip Prosser, Wake Forest Head Coach

From Price to Bosh, Tech's Rookie Tradition Is Unmatched

Georgia Tech and the Atlantic Coast Conference "Rookie of the Year" award seem to go together as easily as peanut butter and jelly. The rookie award has certainly found a home in Atlanta. A Yellow Jacket freshman has won the award 10 times in the last 20 years.

The dominance began with an unprecedented streak of four straight rookie winners with Mark Price in 1983, Bruce Dalrymple in 1984, Duane Ferrell in 1985, and Tom Hammonds in 1986.

The all-America guard Price started the string in 1983, becoming the first freshman to lead the ACC in scoring with a 20.3 average. He bested NC State's Ernie Myers and Duke's Johnny Dawkins for the award.

One year later Dalrymple's all-around excellence made him Tech's second winner. Dalrymple averaged 13.6 points and 6.9 rebounds to edge UNC's Kenny Smith, Duke's Tommy Amaker and Maryland's Keith Gatlin.

Ferrell emerged as a high-flying small forward whose spectacular play kept Tech's streak alive in 1985. He averaged double figures throughout the season, but his average dropped to 9.1 after a knee injury in the ACC Tournament limited his play. Ferrell outdistanced Maryland's Derrick Lewis for the honor.

Hammonds burst onto the ACC scene in 1986 with the poise and presence of a veteran. The power forward ranked among the ACC leaders in field goal percentage while averaging 12.2 points and 6.4 rebounds per game. He won over a talented class, including North Carolina's Jeff Lebo and Duke's Danny Ferry.

After UNC's J.R. Reid broke the streak in 1987, Dennis Scott revived the tradition in 1988. Scott made a profound impact on Tech's fortunes when he led all ACC freshmen in scoring at 15.5 points and ranked 12th overall. He was also the ACC's most prolific three-point shooter. Scott's competition included Maryland's Brian Williams and NC State's Chris Corchiani.

Then Kenny Anderson dominated in 1990, not only capturing the ACC, but National "Freshman of the Year" honors as well. He set a standard that may never be broken by winning the ACC "Rookie of the Week" award 10 times. On Tech's Final Four team, Anderson averaged 20.6 points, 8.1 assists and 5.5 rebounds as he became just the second freshman in league history to make the all-ACC first-team.

Swingman Martice Moore added his name to the list with solid campaign in 1993 that helped Tech win an ACC title. Moore, who edged Maryland's Johnny Rhodes and Exree Hipp, averaged 10.5 points and 4.6 rebounds.

As Anderson had six years earlier, Stephon Marbury arrived at Tech as a highly-publicized and immensely talented point guard from New York City. And like Anderson, Marbury garnered first-team all-ACC honors along with the Rookie of the Year award, for which he outdistanced another freshman all-conference selection, UNC's Antawn Jamison. Marbury averaged 18.7 points a game and helped Tech capture its first outright ACC regular season title.

The award returned to Tech recently with Ed Nelson and Chris Bosh capturing the honor. Nelson, a 6-8 forward, won in a close competition in 2002, establishing post presence on a small Tech squad against taller opponents nearly all season long, ranking 10th in the ACC with 6.8 rebounds per game. Bosh dominated the league's freshmen in 2003, leading the ACC overall in field goal percentage (56.0) and blocked shots (2.16) while ranking eighth in scoring (15.6) and second in rebounding (9.0).

ONE OF A KIND



Under Bobby Cremins, Georgia Tech went from doormat to perennial contender, a force to be reckoned with in a tradition-rich conference.

By Barry Jacobs

Bobby Cremins is one of a kind, as a coach and a person. And because of who he is, as much as what he did, Georgia Tech commands a prominent place in college basketball.

"We rely so much in recruiting on the tradition, on the success he's had in the past," says Paul Hewitt, his successor as coach of the Yellow Jackets. "He built the Georgia Tech tradition."

Cremins inherited a program that, while estimable under coach John "Whack" Hyder, made a single NCAA appearance prior to the young coach's arrival for the 1981-82 season. Cremins came to a school that, in its first two years of competition in the Atlantic Coast Conference in 1980 and 1981, notched a cumulative 12-41 record, 1-29 in league competition. Some Tech fans attended games wearing paper bags over their heads. A section of 2,000 seats at Alexander Memorial Coliseum often sat empty, purchased by fans at other schools so they could qualify for ACC Tournament tickets.

By the time Cremins stepped aside following the 2000 season, Tech had made 10 NCAA appearances, including nine straight from 1985 through 1993, and enjoyed a fearsome homecourt advantage at the Thrillerdome. The 1990 squad reached the Final Four for the first and only time in school history. The Jackets tied for first place in the ACC in '85 and finished alone atop the standings in 1996. They won a trio of ACC titles – in 1985, 1990 and 1993 – and posted 13 consecutive winning seasons and 15 in Cremins' 19 years on the job.

The program produced the ACC player of the year in '90 in Dennis Scott, eight rookies of the year in the 14 seasons from 1983 through 1996, 13 first team All-ACC selections, and a dozen first-round NBA draft choices.

In short, under Cremins' guidance Georgia Tech went from doormat to perennial contender, a force to be reckoned with in a tradition-rich conference. Perhaps no one in the 50-year history of ACC basketball ranks as a greater program builder.

"Bobby was a very good coach," Homer Rice, the retired Tech athletics director who hired Cremins, says. "He was a heck of a recruiter and one of the finest persons I ever worked with. He was always upbeat. He was a fighter."

Yet Cremins fought without rancor. He could be as animated and competitive as any of his coaching colleagues, leaping and gesturing along the sidelines throughout a game, trademark grey hair flopping wildly, but could go years without earning a technical foul.

Cremins could be painfully honest, particularly about his own shortcomings or those of his team. Following one particularly decisive road defeat, Cremins actually apologized. "It's a great league and I was embarrassed for the league," he said. "I was embarrassed for Georgia Tech. I was embarrassed for all my friends."

He could be stunningly mindless of appearance, as when he conducted a media teleconference from the comfort of a bathtub, the acoustics giving him away. He could be uncommonly casual, inviting movie stars and others into his locker room to chat immediately prior to a game.

Other coaches sagely revealed their technical expertise. Cremins, almost devoid of pretense,

"He is my all-time favorite coach in any sport. He is unpretentious, passionate, honest and caring. He will tell you what he thinks, and he usually tells you in plain words full of fun and common sense."
DAVE KINDRED, THE SPORTING NEWS

"Bobby Cremins is a genuine star. He is truly one of the great coaches in ACC history and certainly one of the most well-liked. He put Georgia Tech on the map and helped raise the level of play in the ACC to make it the premier basketball conference in the country."
DUKE HEAD COACH MIKE KRZYZEWSKI

"Not only did he build the program to a place of respectability and power, he did it quickly and without any hint of impropriety. Everything he did, he did with honor and dignity and with great class."
SOUTH CAROLINA HEAD COACH DAVE ODOM

"The guy is genuine and likable. I've never met another coach who didn't like Bobby. In a profession like this, there are not many guys you can say that about."
FORMER ACC COMMISSIONER GENE CORRIGAN

made little effort to impress listeners with his grasp of X's and O's. Sometimes he forgot the names of opposing players, or whether they were even in the game at key junctures.

Still, he was three times voted the ACC coach of the year (1983, 1985, 1996), a total exceeded only by two Hall of Fame coaches, North Carolina's Dean Smith and Duke's Mike Krzyzewski. Cremins brought his infectious grin and easily mimicked Bronx accent to Atlanta a year after Krzyzewski arrived at Duke and Jim Valvano landed at N.C. State.

"Everybody thought I was crazy," he says of his decision to leave a successful perch at Appalachian State in Boone, N.C, for a foundering program in a power league, "but I felt like the ACC was just a great conference. Tech was a great academic school, sometimes too hard. And then of course the city of Atlanta, Atlanta is a big-time city. I thought the job had a lot of things to offer."

So he became one of what he calls "the young guns" who soon transformed the balance of power in the ACC.

"To me, Tech became my American dream," Cremins says. "Coaching at Georgia Tech was me living the American dream. It was also a personal dream for me to coach in the league I played in. Coaching at Georgia Tech also fulfilled that."

Cremins had played guard at South Carolina, finishing in 1970, a year before the Gamecocks left the ACC. "I owe everything to Frank McGuire," Cremins says of his coach. "He gave me my start, he gave me my opportunity."

South Carolina was heavily favored to win the 1970 ACC title and advance to the Final Four. McGuire, who coached an undefeated UNC team to the 1957 NCAA championship, called the '70 USC squad his best ever. But the Gamecocks were stopped in the ACC Tournament final, defeated in overtime by N.C. State after the ball was stolen from Cremins. Only one team from each league was invited to the NCAAs back then; South Carolina went nowhere.

ADMIRATION FOR CREMINS WAS ALWAYS EVIDENT IN THE TECH STUDENT BODY WITH THE ANNUAL BOBBY CREMINS LOOK-ALIKE DAY.

"Not winning an ACC championship my senior year almost ruined my life," Cremins recalls. "Unfortunately, I still have nightmares about that. Not as bad as it used to be."

So when he built Tech's program to com-

continued next page





Bobby Cremins Day

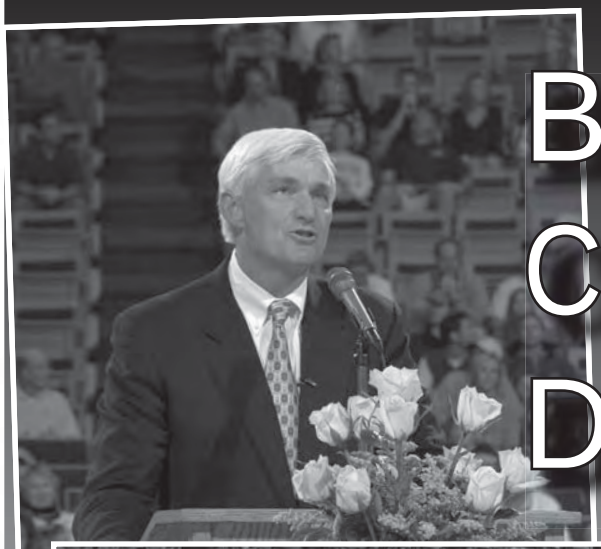



petitive status, going from cellar to title in four years, Cremins felt both satisfaction and relief. "That meant we had arrived," he says of the 1985 ACC Tournament championship. "Everbody said we couldn't beat North Carolina the third time (that season). It was right there in Atlanta. To me personally, one of the reasons I wanted to coach in the ACC was to win an ACC championship ring that I lost as a player...

"In '85, when that game was over, that was the championship I lost. I'll always remember thinking about that. It took a lot of pain away for me."

Tech's transformation began with the arrival of a pair of key recruits, Brooklyn big man John Salley and Oklahoma guard Mark Price, who in 1983, aided by a short, experimental 3-pointer, became the first and only freshman to pace the ACC in scoring. "There were not a lot of expectations," Cremins remembers, "so anything we did was a positive. Obviously, getting Mark Price and John Salley, that's what started it all. Those two guys put us on the map."

The good times rolled with refreshing warmth, producing dais scenes at post-game press conferences where players draped arms around their coach's shoulders and teased him with little compunction. "It's more like an older brother-younger brother relationship," Salley said in 1985. "He's more than a coach."

The parade of exceptional players continued unabated – Bruce Dalrymple, Duane Ferrell, Tom Hammonds, Brian Oliver, Dennis Scott – as Cremins conjured talented groups of prep stars and gave them the freedom to learn and grow on the court.

The arrival of New York playmaker Kenny Anderson, perhaps the nation's top prospect, put the finishing touches on a 1989-90 squad that advanced to the Final Four.

"Kenny Anderson, we knew once he arrived on campus he was special," Cremins says. "Dennis had some weight problems the first two years, and he lost some weight and he was a different player. And Oliver was the heart and soul. You could just tell that those three guys on the court were really something. It was almost like you didn't have to coach."

The trio, dubbed "Lethal Weapon 3," accounted for 79 percent of Tech's scoring and became the first trio of 20-point scorers on one ACC team. Big men Johnny McNeil and Malcolm Mackey and reserve guard Karl Brown got the bulk of the playing time in a supportive role.

The Jackets finished 28-7, the most victories by a Tech squad. Scott led the ACC in scoring with a 27.7-point average, highest in 15 years. Anderson was the 1990 Rookie of the Year and the second freshman ever voted first-team all-ACC. Oliver was the MVP of the ACC Tournament.

"They're fun to watch play, unless you have to be on the other sideline," said Virginia's Terry Holland. Cremins and the Yellow Jackets visibly enjoyed the ride. "I just wish we could bottle it and save it," Oliver said of the experience.

The Jackets led UNLV, the eventual champs, by seven at halftime, but fell, 90-81 in the national semifinals. "I remember after the game I said, 'OK, we learned a lot," Cremins says. "'We'll get back next year.'"

But Scott left a year early to enter the pro draft following the 1990 season. "That was a shocker," Cremins says. "Those things weren't happening too often during that time...It was something we weren't real prepared for, and we did slip."

Other talented players kept coming, even as Anderson left in '91 following his sophomore season. A group keyed by forward James Forrest and point guard Travis Best surprised everyone by winning the 1993 ACC title. Mackey, '93 Rookie of the Year Martice Moore, and Drew Barry were the other major components of the squad.

There were distractions, however. South Carolina was courting Cremins to return as its head coach. He vacillated for months. Tech got bounced in its NCAA opener by Southern University, coached by Ben Jobe, a former Cremins assistant. Shortly

GEORGIA TECH CELEBRATED BOBBY CREMINS DAY ON MARCH 8, 2003, BY DEDICATING THE ALEXANDER MEMORIAL COLISEUM COURT IN HIS NAME. MANY FORMER PLAYERS, INCLUDING MARK PRICE (ABOVE RIGHT PHOTO WITH CURRENT HEAD COACH PAUL HEWITT), TOM HAMMONDS, JON BABUL AND SHAUN FEIN (OPPOSITE PAGE)), PARTICIPATED IN THE CEREMONY.

afterward Cremins announced he was going to his alma mater. Almost as quickly, he said he couldn't bear to abandon folks at Georgia Tech and did an about-face.

"The South Carolina thing, that personally knocked me out for a good three to four months," Cremins says. "That was the worst period of my life. That was my mid-life crisis."

Tech's run of nine straight NCAA bids ended in 1994. Another blow landed in 1995 when, despite a .500 record and fifth-place in a league that saw a four-way tie for first, the Jackets were snubbed by the NCAA Tournament selection committee.

Then, in a move that surprised Cremins, premier guard prospect Stephon Marbury committed to Georgia Tech. Once Marbury meshed in the backcourt with Drew Barry, they led a squad with sophomore forwards Matt Harpring and Mike Maddox and junior center Eddie Elisma to a first-place ACC finish and a berth in the 1996 ACC Tournament final. "We just got on a roll that was really, really fun," Cremins says.

The '96 Jackets returned to the NCAAs for what proved the last time under Cremins, as again an early departure for the NBA, this time by Marbury after a single season, proved debilitating.

Untimely injury, another early departure by Dion Glover, and recruiting stumbles took their toll. "I said to myself one time, if we ever don't go to the Big Dance four straight years, then I need to take a hard look at what I'm doing," Cremins says.

So, with a handful of games remaining in the 2000 season, he announced his retirement as Georgia Tech coach effective at year's end. A one-point loss in the ACC Tournament play-in game, accompanied by a standing ovation from the appreciative crowd, concluded a tenure that produced a 354-237 record, more victories at an ACC post than anyone except Smith and Krzyzewski.

"I think in my 28 years as a head coach, I have never met a more honorable opponent or great guy than Bobby Cremins," Krzyzewski, a fierce rival, says. "I love him and adore him. Look, I'm about to cry. He made me cry a lot."

Cremins, intent on leaving Tech "the right way," as he put it, moved to Hilton Head Island in South Carolina and kept his distance from Georgia Tech basketball. "When I left Tech, I wanted to cut all ties. I wanted Paul Hewitt to have his own program and get out of his way."

Removed from the limelight, Cremins spent more time with wife Carolyn, continued his avid reading, became a golfing regular, considered a few coaching offers, and stayed close to the game by getting involved in television broadcasting. "I do miss the action sometimes," he admits. This season he did color commentary on ACC and Southern Conference games for Fox Sports South, as well as a pair of studio shows, and a few broadcasts for Jefferson-Pilot.

"We have a life of leisure and luxury," Cremins says from his home. "We have a great life. I live on the Intracoastal Waterway. It's just a beautiful place. My wife and I are very happy here."

Meanwhile, almost as soon as Hewitt was hired Georgia Tech athletics director Dave Braine broached the idea of honoring Cremins. "The fact of the matter is, it's the right thing to do," says Hewitt, who thoroughly endorses the idea of naming the court at Alexander after his predecessor. "I guess it's a way for us to say thanks for all the things he did at Georgia Tech."

Cremins may have kept his distance, but Hewitt finds the former coach is always available and supportive when needed. "I can't tell you how much of a help he's been," Hewitt says. "That's the type of person he is."

That personal generosity, plus good staffs, a penchant for attracting outstanding players, and a gift of leadership helped Georgia Tech build the national profile it enjoys today.

Barry Jacobs has covered ACC basketball since 1976 and is the author of "Golden Glory: The First 50 Years of the ACC." Cremins has been the head basketball coach at the College of Charleston since 2006.

Your Father Away From Home



Nine wins over Kentucky and trips to the NCAA and NIT were only a small part of Whack Hyder's legacy

John "Whack" Hyder recalls a conversation back in 1955 with The Baron, Kentucky's legendary basketball coach Adolph Rupp, who was in town to face the Yellow Jackets on the Georgia Tech campus.

"Coach Rupp asked me if I would meet and talk with him after practice here," related Hyder, referring to tiny Heisman Gym, where the Jackets played their home games. "I said yes."

"When I showed up, he was surrounded by his team. He asked me two questions."

What's your aim in basketball?

What do you expect to accomplish in a gym like this?

Hyder said, "I told him my first aim was for our kids to lead a good moral life. Next I wanted them to graduate. And third, when it came time, I wanted them to concentrate on basketball."

"You can't do that," replied Rupp. "Boys aren't that way any more."

That same season, Hyder, the man of folksy, homespun philosophy, pulled two stunning upsets of number one ranked Kentucky, thus starting Hyder's reputation as a giant killer. Hyder lost to the fabled Rupp and his Kentucky team 16 times in his coaching career. That was no disgrace. Hyder won nine times. That was an unheard-of feat.

Born July 10, 1912 in Lula, Ga., Hyder was one of the best all-around athletes in Georgia Tech history, lettering in basketball, baseball, cross country and track. He also earned a freshman letter in football, the sport in which he received his scholarship to Georgia Tech because there were no basketball scholarships in those days.

After graduating from Georgia Tech in 1937, he signed a professional baseball contract and played three years in the New York Yankees farm system.

After a stint in the U.S. Navy in World War II, Hyder returned to Tech in 1946. He was hired as an assistant basketball coach by Director of Athletics William Alexander, the same man who had offered him a scholarship to Tech after watching him play basketball for Monroe A&M prep school.

Hyder was elevated from assistant to head coach prior to the 1951-52 season, and for 22 years, he guided the Yellow Jacket basketball fortunes. He retired on St. Valentine's Day in 1973. He won games and lost games, including the first NCAA appearance in school history in 1960 and two trips to the finals of the National Invitation Tournament.

Hyder was twice named SEC Coach of the Year, and he is a member of the Georgia Tech Hall of Fame and the State of Georgia Sports Hall of Fame.

Hyder compiled an overall record of 292-271 (.519) and was Tech's winningest basketball coach until surpassed in 1996 by Bobby Cremins. For the years in which his teams played in Alexander Memorial Coliseum, which opened in 1956-57, Hyder's record was 251-189 (.570).

"He made me feel like a member of the family. He talked more about the importance of a good education than he did about basketball. I felt like playing for Coach Hyder was going to be a positive influence on my life. And it was."

ALL-AMERICA ROGER KAISER

But there was much more to Hyder than coaching games.

"The thing about Coach Hyder," recalled one of his superstar players, Rich Yunkus, "is that he treated all his players as human beings and not as animals being led by the nose. He had a genuine concern for his players and he was proud. All but one of those who played for him the full four years graduated.

"Above all, he insisted upon an education and this he told every recruit."

Roger Kaiser, who played for Hyder from 1958-61 and became the first all-America in Tech history, concurred.

"He was my father away from home. I always respected him. I wanted to give him 100 percent effort, 100 percent of the time. He made me feel I was wanted and needed. He got his message across to the players, and he did without belittling anyone."

Kaiser, who won four NAIA national titles as a head coach, was a highly recruited prepster from Dale, Ind., who was headed for Vanderbilt or Indiana when he met Hyder and changed his plans.

"Coach Hyder was warm, empathetic," said Kaiser. "He made me feel like a member of the family. He talked more about the importance of a good education than he did about basketball. I felt like playing for Coach Hyder was going to be a positive influence on my life. And it was."

Long after he retired, Hyder remained active in the program, coordinating the annual Alumni Game.

"I consider Coach Hyder a close personal friend and a man I truly respect," said Cremins.

Upon Hyder's retirement following the 1972-73 season, at Whack Hyder Night given by friends and former players, he said, "All of you know me as Whack. But my name is Johnny and tonight I feel like my last name's Wooden.

"I'm not the greatest coach in the world, not by any stretch of the imagination, but I'm a very grateful and humble man tonight."

Kentucky Killer

Perhaps the most amazing statistic of Whack Hyder's tenure at Georgia Tech is his record against the powerful Kentucky teams coached by the Baron, Adolph Rupp.

From 1951, when he took over the Tech program, through 1964, when the Yellow Jackets left the Southeastern Conference, Hyder's teams posted a 9-16 record against the mighty Wildcats.

To put that in perspective, Hyder's nine victories against Kentucky were twice as many as any other SEC school during that period. The next best record was by Vanderbilt at 5-20. Three SEC schools—Georgia, Florida, and Mississippi—did not record a single victory against the Wildcats during that time, and four others had two or fewer wins.

Hyder's most famous win over the Wildcats was his first one, on Jan. 8, 1955, when a Tech team that would finish with a 12-13 record went into Memorial Coliseum and knocked off No. 1-ranked Kentucky, ending a 129-game home winning streak. That was the first of three victories over top-ranked Kentucky squads.

In 1963, Hyder again took his team to Lexington and downed the 'Cats in double overtime, becoming the first coach to defeat Rupp three times on his home court.

COACH HYDER is congratulated by Terry Randall and others after a 71-52 win over Kentucky in 1958.

Hyder's Wins Over Kentucky

Date	Site	UK Rank	Score
1-8-55	Away	1	59-58
1-31-55	Home	1	65-59
1-27-58	Home	9	71-52
1-2-60	Away	13	62-54
1-25-60	Home	16	65-44
1-30-61	Home	NR	62-60
1-5-63	Away	6	86-85 (2 ot)
1-28-63	Home	NR	66-62
1-4-64	Home	1	76-67



GOING FOR THE GOLD





Dion Glover >>>

- Helped U.S. win the gold medal at the 1998 Goodwill Games in New York, N.Y.

Chris Bosh >>

- Became only the second Tech alumnus to make the U.S. Olympic team (2008 in Beijing).
- Helped U.S. win the bronze medal at the 2006 FIBA World Championships in Japan.

Stephon Marbury >

- Helped U.S. win the bronze medal at the 2004 Olympic Games in Athens, Greece

Mark Price ^

- Helped U.S. win a gold medal at the 1983 Pan Am Games in Caracas, Venezuela
- Also played on gold medal-winning team at the 1984 World Championships
- Invited to 1984 Olympic Trials
- As a pro, played for Dream Team II, which won a gold medal at the 1994 World Championships in Toronto

Tom Hammonds

- Played for gold medal-winning U.S. squad in the 1986 World Basketball Championships in Madrid, Spain
- Attended 1988 Olympic Trials

Kenny Anderson

- Played on bronze medal team at the 1990 World Championships

Bobby Cremins ^

- Assistant Coach for the 1996 U.S. Olympic Team–Dream Team III–which captured the gold medal at the Centennial Games in Atlanta. Chosen by head coach Lenny Wilkens along with Clem Haskins of Minnesota and Jerry Sloan of the Utah Jazz
- Assisted Arizona's Lute Olsen in coaching the U.S. team to a gold medal at the 1986 World Championships and Goodwill Games in Madrid, Spain
- In 1989, coached a U.S. squad to qualification for the 1990 World Championships

Pete Silas

- Played for gold medal-winning U.S. squad in the 1955 Pan Am Games in Mexico City, Mexico

'HELLO, AL'

For 43 seasons, legendary radio voice Al Ciraldo made expressions like “Brothers and Sisters” and "the clock ticks" as much a part of Georgia Tech basketball as Buzz and Bobby Cremins.

Georgia Tech has lost a legend,” said Tech Director of Athletics Dave Braine upon Ciraldo’s death on Nov. 7, 1997 at the age of 76. “He was a legend in Georgia Tech athletics, just like Bobby Dodd.”

Ciraldo retired from Tech’s broadcast team in 1997, completing an on-air career that began in 1935 as play-by-play voice for the minor-league baseball Akron Yankees and spanned 62 years, the last 43 of them with Georgia Tech.

Ciraldo stepped down from play-by-play announcing prior to the 1992-93 season but served as host for Tech’s pregame, halftime and postgame shows.

A 1948 graduate of the University of Florida with a degree in radio broadcasting, Ciraldo actually came to Atlanta in 1949 as the play-by-play announcer for the University of Georgia’s basketball broadcasts at WGBE-Radio.

He joined the staff at WGST-Radio and broadcast his first Tech football game in 1954 against Tulane. His first Tech basketball game was against Sewanee that same year. Over the next 38 seasons, he called 416 football and 1,030 basketball games for the Rambling Wreck.

In 1984, Ciraldo moved with Tech from WGST to WCNN.

“Everyone knows how much Al Ciraldo’s meant to Georgia Tech,” said head basketball coach Bobby Cremins. “But he’s meant so much to Bobby Cremins as well. As far as I’m concerned, he’s a legend and a part of Georgia Tech that can never be replaced. The Al Ciraldos of his time only come around once in a lifetime.”

Dr. Homer Rice, who retired in 1997 after 17 years as Tech’s Director of Athletics, said of Ciraldo, “His deep-seated love for Georgia Tech was matched only by the affection of Georgia Tech and its fans, friends and alumni towards him.”

Kim King, Ciraldo’s longest radio partner as the two teamed on Tech football for 17 years, said “It will be hard to imagine Georgia Tech without Al Ciraldo in the radio booth. But I admired him more than as just a radio announcer. He was a unique individual who stood for old-fashioned values and virtues you don’t see a lot of these days.”

Thad Horton was his first partner in 1954, and during the 1960s, Pat Williams, future general manager of the Orlando Magic, worked with Ciraldo for two seasons.

THE AL CIRALDO FUND WAS ESTABLISHED TO BENEFIT ATHLETIC AND NON-ATHLETIC SCHOLARSHIPS AT GEORGIA TECH, AS WELL AS THE CARLYLE FRASER HEART CENTER AT CRAWFORD LONG HOSPITAL.

Al Ciraldo, with his wife Ruth, daughter Barbara and Director of Athletics Dave Braine, was presented the "T" from the Tech Tower on Sept. 27, 1997.

The Voice of the Jackets



"We're Back at the Thrillerdome"

Alexander Memorial Coliseum wasn't always called the Thrillerdome, but a succession of tight games during the 1983-84 season led Tech radio announcer Brad Nessler to coin the phrase during a broadcast.

Alexander Memorial Coliseum, Georgia Tech's home basketball arena, hasn't always been called "The Thrillerdome."

In fact, in a poll of Atlantic Coast Conference players in 1981, the squat, round arena was picked as the least intimidating court in the ACC. But in the Jan. 3, 1987, Eastern Basketball magazine, Ron Morris wrote, "Now Tech's opponents dread playing in this noise box. It didn't take long for Tech students to get ACC basketball fever, and now it's at a pitch."

The transformation began during the 1983-84 season. That was the year radio announcer Brad Nessler called the Coliseum "The Thrillerdome."

In Alexander Memorial Coliseum that year the Yellow Jackets were 13-1, including a 5-1 mark against conference opponents. Five of those ACC games were decided in the final seconds of play, four of them on the last play of the game. One game went to double overtime and another was Tech's first triple-overtime contest in history.

Nessler began calling Alexander Memorial Coliseum "The Thrillerdome" when the Yellow Jackets upended 19th-ranked Virginia 72-71 in that triple overtime game in January, 1984.

Even after John Salley hit two free throws with 59 seconds left in the third overtime to give Tech a four-point lead, head coach Bobby Cremins, the

> **"Tech had won its first ACC game over Wake Forest by a couple of points and during nearly every game, our play-by-play announcer, Al Ciraldo, was saying, 'Brothers and sisters, we've got another thriller brewing. Then we had the Virginia game and that's still the best basketball game I've ever been around or broadcast. Alexander Memorial Coliseum was too many words to say all the time, and everybody in the place was going crazy. So we came back from a break in the second overtime of that game and I said, 'We're back at the Thrillerdome ...'"**
>
> **BRAD NESSLER, FORMER COLOR ANALYST FOR GEORGIA TECH RADIO**

Yellow Jackets and the 6,645 fans in attendance had to hold their collective breath as the Cavaliers nearly won the game. With 36 seconds on the clock, Rick Carlisle made a three-point field goal to cut Tech's lead to one. After Tech made a turnover, Virginia's Othell Wilson launched the potential game-winning jump shot from the corner, but it banged off the back rim at the buzzer.

Both teams blew opportunities to put the game away before they struggled into the third overtime. Tech had a 10-point lead in the second half, but couldn't hold it. The Cavaliers led 60-55 in the second overtime, but Tech came back and sent the contest to the third extra period when Yvon Joseph sank two free throws to tie the game 63-63.

"It looked like a destiny-type game," Cremins said.

The first conference clash in Alexander that season was against eighth-ranked Wake Forest. An hour and 15 minutes before the game the line at the student gate was two blocks long and hundreds of fans were turned away. Still, spectators were seated three abreast in the aisles and three deep along the ramp behind the top row.

"I saw the line before the game," Cremins said, "and I apologized to those who didn't get in. I started to go out and tell them that the game was on TV if they couldn't get in."

An "emotionally charged audience" of 7,411 watched Tech upset the Demon Deacons when Scott Petway buried a 15-foot jump shot with :03 remaining in regulation to give Tech a 68-66 win.

A few nights after their win over Virginia, the Yellow Jackets slipped by Clemson, 59-52 in "The Thrillerdome." Anthony Byrd came off the bench to break a 50-50 tie with about three minutes left in the game, and then he, Bruce Dalrymple and Mark Price each hit two free throws to sew up the win.

Tech's only loss in Alexander came against Duke in the Jackets' next home game. With the score tied at 68-68, Tech held the ball for 43 seconds trying to set up the game-winning shot. But with six seconds remaining in the game, Duke's David Henderson stole a pass and drove the length of the floor. Salley committed a blocking foul while Henderson attempted a three-footer. With 0:00 showing on the game clock, Henderson missed his first free throw attempt but made the second to give Duke a 69-68 win.

More reasons to call Alexander "The Thrillerdome" came in front of 7,012 fans in Tech's next home game, a double-overtime win over ninth-ranked Maryland.

Tech held the Terrapins scoreless over the last 6:01 of regulation and came back from a 13-point deficit to force the game into overtime. With eight seconds to play in the second extra period, Price passed to Salley who connected on a layup and was fouled by Maryland's Herman Veal.

The Terps called two timeouts to try to ice Salley, but he hit the free throw and gave Tech a three-point lead. Maryland's Keith Gatlin scored on a layup with four seconds remaining, but Dalrymple simply hugged the ball as time ran out.

"That game really solidified us calling it the Thrillerdome," said Nessler. "We thought the dome was going to fall in or be raised by all the noise."

Many more games since have been spiced by electrifying finishes-Dennis Scott's buzzer-beating three-pointers against DePaul in 1988 and North Carolina in 1989, and a 1993 victory over top-ranked Duke that ended a 23-game winning streak for the defending national champions.

Still, those five hotly contested conference games in 1983-84 are why Alexander Memorial Coliseum is now called "The Thrillerdome."

THRILLERDOME MOMENTS, FROM THE TOP

Bruce Dalrymple celebrates with Tech teammates following the Yellow Jackets' 71-70 double-overtime victory against No. 10 Maryland in 1984. Dennis Scott's steal and three-pointer to defeat No. 5 North Carolina 76-74 in 1989. Scott's three-pointer at the buzzer to defeat DePaul 71-70 in 1988. Isma'il Muhammad is mobbed by Tech students on the floor following the Jackets' 102-101 overtime thriller in 2005.

Through the Years

A brief look at how Alexander Memorial Coliseum has evolved in pictures and milestones

Nov. 30, 1956: In the first game at Alexander Memorial Coliseum, Tech falls to Duke, 71-61

Dec. 5, 1956: Tech records its first win in its new building, 67-64 over Murray State

Jan. 30, 1961: Tech upsets No. 1-ranked Kentucky, 62-60

Jan. 15, 1970: Rich Yunkus scores school-record 47 points against Furman

Dec. 29, 1979: Tech hosts first Atlantic Coast Conference game at Alexander, falling to NC State, 73-62

Feb. 9, 1980: Jackets defeat Virginia and Ralph Sampson, 62-61, for first ACC win

Jan. 23, 1984: Tech defeats Virginia, 72-71, in triple overtime and radio color analyst Brad Nessler first uses the name, "Thrillerdome."

November, 1986: First major renovation completed prior to the season. Addition of 2,150 seats raises capacity to 9,500. Seats made possible by the addition of seven rows of chairback seats around the rim where a walkway previously existed. A glass-enclosed corridor was added outside, providing access to the seating areas via portals.

November, 1987: James K. Luck Building completed adjacent to the Coliseum, housing new locker room complex for the Rambling Wreck as well as media room and Whack Hyder Room

November, 1989: Addition of 700 seats, including courtside box seats, filling in areas on the floor level which previously were empty. Capacity is now just over 10,000.

Mar. 1, 1989: Hosting North Carolina at AMC for the first time since 1981, Dennis Scott steals inbounds pass and hits three-pointer on game's final play for a 76-74 win

Jan. 10, 1993: Jackets defeat No. 1-ranked Duke, 80-79, ending the Blue Devils' 23-game winning streak

November, 1995 - January, 1996: Tech plays its first five home games at The Omni while Alexander Memorial Coliseum is under renovation

Jan. 20, 1996: The recreated Alexander Memorial Coliseum is christened with a 90-70 victory over Virginia. The nine-month, $13-million dollar project involved a four-foot lowering of the floor, addition of 12 luxury suites, an expanded concourse, a new brick and glass exterior, and the installation of air conditioning

July, 1996: Alexander Memorial Coliseum is the site of the boxing venue for the 1996 Centennial Olympic Games

1997-98 and 1998-99: As they had before the Omni was built in the early 1970s, NBA's Atlanta Hawks play home games at Alexander Memorial Coliseum while Philips Arena is under construction

2000-01: The Yellow Jackets begin the Paul Hewitt era at Alexander Memorial Coliseum with three home victories over nationally-ranked teams

2001-02: Additional student seating is added on the floor behind each basket to create more of a homecourt advantage.

2006: Tech wins its 500th game in the Thrillerdome, Feb. 12 over NC State.

All-time Record: 517-172 (.750)

1956-57	10-4
1957-58	12-4
1958-59	10-4
1959-60	13-1
1960-61	9-3
1961-62	8-7
1962-63	13-1
1963-64	14-0
1964-65	10-3
1965-66	10-4
1966-67	12-2
1967-68	9-4
1968-69	8-5
1969-70	10-2
1970-71	11-2
1971-72	6-5
1972-73	6-7
1973-74	4-10
1974-75	8-5
1975-76	9-4
1976-77	12-1
1977-78	10-3
1978-79	13-1
1979-80	7-7
1980-81	4-11
1981-82	8-4
1982-83	12-1
1983-84	13-1
1984-85	12-2
1985-86	9-0
1986-87	7-0
1987-88	12-2
1988-89	13-2
1989-90	11-2
1990-91	9-3
1991-92	13-3
1992-93	8-5
1993-94	10-3
1994-95	14-2
1995-96*	6-0
1996-97	8-5
1997-98	11-6
1998-99	10-4
1999-00	11-3
2000-01	11-3
2001-02	8-7
2002-03	13-2
2003-04	12-3
2004-05	12-3
2005-06	10-5
2006-07	16-1

*** Tech played the first half of the season at the Omni and Georgia Dome while AMC was under renovation.**

BIRTH OF TECH BASKETBALL

Yellow Jackets' Early Teams Called Many Places Home

Georgia Tech made its intercollegiate basketball debut on Feb. 17, 1906 when, after playing several games in a local amateur league, a matchup was arranged between the Georgia School of Technology, as the Institute was known then, and Auburn University.

The site of the contest was the Peachtree Auditorium and according to the Atlanta Constitution, "a large crowd was present in the auditorium to witness the first struggle between college teams for the supremacy of basketball tossing."

Auburn, under coach Mike Donahue, entered the game as the favorite after beating the Atlanta Athletic Club, 27-18, a week earlier. Tech, on the other hand, had played together only in the Atlanta Basketball League, a circuit in which team members competed to stay in shape for the football and baseball seasons. The lineup for the Yellow Jackets featured the team's captain, Wert, at left forward, Baker at right forward, Sutcliff at left guard and Fosterling at right guard. The center was 6-2 Ed Lafitte, who would go on to pitch professionally for the Detroit Tigers.

The experience of the Auburn team proved to be the difference as The Constitution reported, "In the first 20 minutes of play, Tech made the game interesting for the team from Alabama, but even with the advantage of knowledge of the floor, could not score more than half the points scored by the visitors, this period of playing ending 12 to 6 for Auburn.

"In the second half, Auburn had everything her own way. Tech was unable to score and confined her efforts to limit the points made by their opponents. Auburn scored 14 points making the final 26 to 6."

Baker led Tech in scoring in that first game as he tossed in a pair of field goals while Wert had two points on two free throws. Lafitte was held scoreless, while the guards in that era were strictly defenders.

Despite that initial setback, Tech scheduled two more games that season, both against the University of Georgia, another newcomer to the sport. The Yellow Jackets were victorious in both games against their arch-rival, winning on Mar. 10 in Athens by the score of 27-13, then capturing the return engagement two weeks later, 12-11, in an overtime game at the Peachtree Auditorium.

Heisman Adds Hoops

It was nearly three years before Tech competed in an intercollegiate game again, this time under the guidance of a full-time coach as the legendary John Heisman added basketball to his duties as football and baseball coach.

Still without an on-campus gymnasium, arrangements were made for Tech to play its home games at the St. Nicholas Rink on Ponce de Leon Avenue, a facility that would provide ample room not only for basketball, but for the big dance that would follow each game. Unfortunately, a cold snap swept into the Atlanta area just days before the scheduled opener against Mercer University, forcing Tech to search for an alternative to the unheated rink.

Despite short notice, Tech secured the use of the Cable Piano Company Hall on Broad Street near the Piedmont Hotel. On Jan. 9, 1909, a "goodly crowd" paid 25 cents for admission to the ballroom turned gymnasium to see the Jackets defeat Mercer, 28-8.

Tech's lack of experience after the three-year layoff quickly became apparent as the Rambling Wreck lost its five remaining games to veteran squads from Georgia, Auburn, Tulane and the Atlanta Athletic Club. Still, the season was considered a step in the right direction and plans were made for the following year. The 1909-10 season never materialized, however, as the lack of an adequate playing facility again proved too great an obstacle and the sport was dropped.

First Games On Campus At Crystal Palace

The Athletic Association took a major step toward reviving the game in 1912 with the allocation of $500 to transform the old campus foundry on Cherry Street near Third Street (later the site of the Dean of Students Building) into a basketball arena.

The remodeling involved the plastering of walls, removal of existing obstacles and installation of screens to protect the many windows as well as the addition of a new 25-foot ceiling and the installation of 18 80-power incandescent lights to illuminate the 100' x 50' playing court. Though the cost of the renovation eventually reached $800, on Feb. 23, 1912, the Crystal Palace was ready for play as the Athletic Association sponsored an intraclass basketball doubleheader and free postgame dance. The combination proved popular among the student body and was continued for the next few weeks, setting the stage for varsity competition in 1913.

On Feb. 8, 1913, the Rambling Wreck played its first game ever on campus as Clemson visited the Crystal Palace. Unfortunately, the inaugural intercollegiate game in the Crystal Palace was a disappointing one as the visiting Tigers won, 26-22.

Tech would not win its first game in the Crystal Palace until

EARLY TEAMS I like this 1908-09 unit had no on-campus facility in which to play.

GEORGIA TECH'S 1923-24 team(left) was coached by William Alexander. THE HEISMAN GYM (center) was the home of Georgia Tech basketball through the 1955-56 season. DWIGHT KEITH coached the above right Tech squad to an 11-6 mark in 1944-45.

the following season when it defeated Vanderbilt on the way to a 6-2 record. Despite the success of the 1914 team, the program received another setback as the sport was discontinued for financial reasons, again leaving one of the South's athletic powers without a basketball team.

In 1919-20, basketball returned for good as coach William Alexander, the man for whom Alexander Memorial Coliseum is named, organized a team for intercollegiate competition. The Rambling Wreck was again without an on-campus facility suitable for the sport and thus had to make use of any available court. During the 1919-20 season, Tech played four times at the City Auditorium, once at the Atlanta Athletic Club on Auburn Avenue, and once at the YMCA on Luckie Street before playing its last 10 games on the road.

Tech continued to be primarily a road team for the next four seasons, playing no more than six games in any one season on its adopted home floor at the City Auditorium. Joe Bean replaced Alexander as the coach for the 1920-21 season, but after a 4-10 record, Alexander returned to the helm for the next three campaigns. During this time, an on-campus gymnasium was discussed with plans drawn for a facility on Third Street between Techwood and Williams, the current location of Towers and Glenn dormitories. The cost was considered prohibitive, and the Athletic Association elected instead to increase the seating capacity of Grant Field so as to realize additional revenue for a better gym in the future.

Temporary Gym Proves Too Temporary

In November of 1924, a "temporary" wooden gymnasium was erected at the corner of Third Street and Techwood Drive beside Grant Field (the current location of the Edge Center), providing a 2,500-seat structure with a 90' x 50' playing court. After a disappointing 1-6 home record in 1924-25 under new head coach Harold Hansen, the Rambling Wreck established itself on the new floor, winning 29 of its next 37 games as Roy Mundorf took over as head coach for the 1926-27 season. The "Temporary Gym" proved to be all too appropriately named because in the summer of 1931, the building was destroyed by fire, again leaving the Tech basketball program homeless.

With the nation in the midst of the Depression and money for a new facility lacking, Tech had no choice but to move its home games back to the City Auditorium, where it played the next four seasons until the facility was closed for reconstruction.

President Franklin Roosevelt's New Deal recovery program provided salvation for the Tech program as the Civil Works Administration's construction of a new Naval Armory on the former site of the Temporary Gym provided an 1,150-seat facility that allowed the Yellow Jackets to finally settle on campus.

Given the limited seating capacity, admission to games at the Naval Armory was limited to Tech students and faculty, and the Rambling Wreck made the most of the home court advantage. After losing the opening game of the 1935-36 season, Tech compiled a three-year mark of 22-2 on the Armory floor, winning its last 19 games in a row, including perfect slates of 6-0 in 1936-37 and 10-0 in 1937-38.

The 1936-37 Tech squad, captained by future head coach John "Whack" Hyder, posted a 10-0 record in the Southeastern Conference, which was formed in 1932-33 with Georgia Tech as a charter member. The following year, Mundorf's squad marched to its first SEC title with an 18-2 overall record and a 12-2 conference mark.

Heisman Gym Hosts South's First TV Game

In the meantime, appropriations from the Board of Regents as well as another New Deal agency, the Works Progress Administration, allowed work to begin on the Heisman Gymnasium, which was located on Third Street (now Bobby Dodd Way) adjacent to the North Stands of Grant Field until it was razed in 1995.

Designed by the Georgia Tech Architectural Department, the building opened for the 1938-39 season as the first completely reinforced concrete structure on the campus.

With a capacity of just 1,800, admission was again limited almost exclusively to students and faculty, and over the course of 18 seasons in the gym, the Yellow Jackets were a difficult team to beat on their home floor. In an era in which Tech was just 72-151 (.323) away from home, the Jackets sported a home record of 98-61 (.616) at Heisman Gym.

Dwight Keith coached the program for three seasons from 1943-46, including a 14-4 record in 1943-44 and an 11-6 mark in 1944-45. Roy McArthur took over for the 1946-47 season and compiled a 57-72 mark in five seasons before giving way in 1951 to Hyder, who would guide the program for the next 22 seasons.

The Heisman Gym has a place in history as the site of the first intercollegiate basketball game to be televised in the South as WSB-TV broadcast Tech's 81-45 win over Tennessee-Chattanooga on Dec. 11, 1948, just two-and-a-half months after television was introduced to the region. The entire home schedule was broadcast that season, and fans who were unable to obtain a ticket to see the game live could go next door to the Naval Armory and view the contest on one of the many television sets set up for that purpose. Also for the first time, Tech's entire home slate was broadcast by radio.

By Richard Musterer