

GEORGIA TECH IN THE 2001 NCAA TOURNAMENT

**NCAA West First & Second Rounds • San Diego, Calif.
Thursday, March 15 & Saturday, March 17**

PRACTICE/PRESS CONFERENCE, Wednesday, March 14

All Times Local (Pacific Standard)

Georgia Tech Press Conference, 1:30-2:00 p.m.

Georgia Tech Practice, 2:10-3:00 p.m.

FIRST ROUND PAIRINGS, Thursday, March 15

All Times Local (Pacific Standard)

#8 Georgia Tech (17-12) vs. #9 St. Joseph's (25-6), 11:42 a.m.

#1 Stanford (28-2) vs. #16 UNC Greensboro (19-11), 30 min. following

#4 Indiana (21-12) vs. #13 Kent State (23-9), 4:55 p.m.

#5 Cincinnati (23-9) vs. #12 Brigham Young (23-8), 25 min. following

SECOND ROUND, Saturday, March 17

All Times Local (Pacific Standard)

Cincinnati-Brigham Young winner vs. Indiana-Kent State winner,
2:38 p.m.

Stanford-UNC Greensboro winner vs. Georgia Tech-St. Joseph's winner,
30 min. following

2000-01 GEORGIA TECH ROSTER

No.	Name	Pos.	Ht.	Wt.	Cl.	Hometown (High School/College)
2	Darryl LaBarrie	G	6-3	196	Sr.-R	Decatur, Ga. (Tucker/Florida A&M)
3	Tony Akins	G	5-11	182	Jr.	Lilburn, Ga. (Berkmar)
4	Alvin Jones	C	6-11	265	Sr.	Lakeland, Fla. (Kathleen)
5	Clarence Moore*	F	6-4	225	So.	Norco, La. (South LaFourche)
10	T.J. Vines	G	5-10	200	Sr.	Woodstock, Ga. (Etowah)
11	Shaun Fein	G	6-3	205	Sr.-R	Centerville, Mass. (Barnstable/Stonehill)
14	Winston Neal	G	6-1	200	Jr.	Greenville, Ga. (Flint River Academy)
23	Jon Babul	F	6-7	232	Sr.-R	North Attleboro, Mass. (North Attleboro)
24	Marvin Lewis	G	6-3	198	Fr.	Germantown, Md. (Montrose Christian)
33	Halston Lane	G-F	6-4	205	Fr.	Oak Ridge, Tenn. (Oak Ridge)
34	Robert Brooks	F	6-7	201	Fr.	Saginaw, Mich. (Arthur Hill)
44	Michael Isenhour	F	6-8	248	Jr.-R	Lawrenceville, Ga. (Shiloh/Air Force)
51	Patrick Harpring	G	6-2	185	Jr.	Dunwoody, Ga. (Marist)

*injured, out for season

Head Coach: Paul Hewitt (St. John Fisher, 1985)

Record at Tech 17-12 (.586), 1st season

Overall Record: 83-39 (.680), 4th season

Assistant Coach: Dean Keener (Davidson, 1988)

Assistant Coach: Willie Reese (Georgia Tech, 1989)

Assistant Coach: Cliff Warren (Mount St. Mary's 1990)

Director of Basketball Operations: Peter Zaharis (New York University, 1987)

THE YELLOW JACKETS IN SAN DIEGO

Facility

Cox Arena

5500 Canyon Crest Drive

San Diego, CA 92182

Phone: 619-594-0234

Team Hotel:

Town and Country Resort

500 Hotel Circle North

San Diego, CA 92108

Phone: 619-297-6006

Fax: 619-294-5957

SID: Mike Stamus

cell: 404-218-9723

mstamus@at.gtaa.gatech.edu

Assoc. SID: Allison George

cell: 678-595-7728

ageorge@at.gtaa.gatech.edu

Media Hotel:

San Diego Marriott Mission
Valley

8757 Rio San Diego Drive

San Diego, CA 92108

Phone: 619-692-3800

Fax: 619-297-3960

Host Institution:

San Diego State University

Media Coordinator:

Kevin Klintworth

Phone: 619-594-5547

Fax: 619-582-6541

PRONUNCIATION GUIDE

Babul BAY-bull

Fein Fine

IsenhourEYE-zen-how-er

Yellow Jackets Make Return to NCAA Tournament in Hewitt's First Season

Georgia Tech is returning to the NCAA Men's Basketball Tournament for the first time since 1996, but don't ask head coach Paul Hewitt if he is surprised to be in this position. He isn't, nor are his players.

Hewitt is taking the Yellow Jackets back to the NCAA Tournament in his first year at the helm after guiding the veteran group to a 17-12 record and a fifth-place finish in the ACC that few observers would have ever considered possible.

The Jackets are making their 12th NCAA Tournament appearance overall, and have a 16-11 record in the tournament. Tech's last appearance in the NCAA's was 1996, when the Jackets advanced to the round of 16 and finished with a 24-12 record. Tech made nine straight appearances in the tournament from 1985-93, including a Final Four appearance in 1990, and also earned a bid in 1960.

"The guys in that locker room deserve the credit," said Hewitt, who has been named the ACC Coach of the Year and is among the 20 finalists for the Naismith College Coach of the Year award. "This is a significant step for our program. Bobby Cremins put this program on the map by going to the NCAA Tournament year after year, and that's why these guys came here. The seniors deserve a ton of credit."

As they watched the pairings being announced on television in the locker room, the players reacted to receiving the bid with a jubilant yell, but it was taken in stride and was not a protracted celebration.

"I liked their reaction," Hewitt said. "They were happy, but it wasn't like the end of the world. It wasn't like they just won the Super Bowl."

Tech's chances to finish even with a winning record this season or win more than a few conference games were considered slim by most outsiders. The Atlantic Coast Sportswriters Association picked the Jackets to finish eighth in the league, ahead of only Florida State.

But Hewitt wanted his group of five seniors to taste success. They had played in four NIT games, but none had been to the NCAA Tournament except senior guard Shaun Fein, whose Stonehill College team played in the Division II tournament before he transferred to Tech.

Tech began turning heads in December by

defeating UCLA and Kentucky. Then came victories over 10th-ranked Virginia on the road and 6th-ranked Wake Forest at home in the same week in January. In February, the Jackets knocked off 13th-ranked Maryland and earned a second victory over Virginia, then ranked 6th, in the same week. Tech then beat Virginia a third time in the first round of the ACC Tournament, the Jackets' first tournament win since 1996.

A tough early schedule included games at Iowa and Stanford, and the aforementioned wins over UCLA and Kentucky. Tech played UCLA in the Wooden Classic on Dec. 2 and came away with a 72-67 win. A week later at Philips Arena in Atlanta, Tech ran with Kentucky and earned a last second, 86-84 victory on Fein's jumper with 1.3 seconds left. Those victories took on more and more significance as the season wore on, with the Wildcats winning the Southeastern Conference and the Bruins finishing second in the Pac-10.


After finishing the pre-conference schedule at 8-3, Tech opened its ACC slate by racing to a 44-32 halftime lead over North Carolina at home. The Tar Heels rallied in the second half to win 84-70, and the Jackets fell to 0-2 in the conference after losing 93-80 at Maryland.

It was that game, however, that Hewitt has called the turning point of Tech's season. After falling behind by 22 points in the first half and trailing by 19 at intermission, the Jackets came out of the locker room and took the game to the Terps, closing the gap to six at one point and outscoring Maryland 46-40 in the second half.

Perhaps encouraged by that performance, Tech took its 0-2 mark to Virginia, ranked 10th in the nation, and pulled off its biggest upset of the season, 73-68, which remains the Cavaliers' lone loss at home this year. After that, the Jackets came home and upended Wake Forest in overtime, 95-89, to even their league mark at 2-2, and Tech's players really began to believe.

"I feel like these guys have played to their potential," said Hewitt, disagreeing with observers who have maintained that Tech's performance has been a surprise this season. "They came here to go to the NCAA Tournament, and take advantage of

SEASON REVIEW



SHAUN FEIN'S baseline jumper with 1.8 seconds left gave Tech an 86-84 victory over Kentucky for one of the the Yellow Jackets' quality non-conference wins.

the tradition that Coach Cremins built."

The Yellow Jackets have played 17 of their 29 games against teams in the NCAA Tournament field, posting a 7-10 record. Six of Tech's 12 losses have come to teams who have held the No. 1 ranking at some point this season, three to North Carolina, two to Duke and one to Stanford.

Other Tech accomplishments this season included its first ACC road wins in two years, at Virginia and Clemson.

The Jackets have ridden the backs of its five seniors, including 6-11 center Alvin Jones, 6-7 forward Jon Babul and 6-3 guard Shaun Fein in the starting lineup. The rest of the Tech lineup includes 5-11 junior point guard Tony Akins and 6-3 freshman forward Marvin Lewis.

Akins is Tech's leading scorer at 14.5 points a game and averages 4.2 assists per game. Jones, who became the first Tech center ever to be named first-team all-ACC, averages 13.6 points and an ACC-leading 10.3 rebounds per game, while Fein also averages 13.6 points. Akins and Fein received honorable mention all-conference recognition. Lewis averages 8.9 points and 4.5 rebounds and Babul 5.7 points and 3.4 rebounds.

Tech goes 10 deep with a solid bench that includes 6-4 freshman forward Halston Lane (6.8 points per game), 5-10 senior guard T.J. Vines (4.0), 6-3 senior guard Darryl LaBarrie (5.7), 6-7 freshman forward Robert Brooks (2.8) and 6-8 junior center Michael Isenhour (0.9).

"Before I got this job, I looked at this roster and did my homework on Georgia Tech," said Hewitt, "I saw a point guard who averaged in double figures and had over 100 assists his first two years. I saw Alvin Jones, who is only the fourth guy in ACC history to have 1,000 points, 1,000 rebounds and

400 blocked shots. When you have a great point guard and a great center, that's a heck of a starting point."

Jones' developing presence inside as an offensive threat opened up the perimeter for a solid group of shooters. Tech has shot 37.7 percent from three-point range and ranks among the nation's top 10 with 8.86 treys per game. Akins leads the group at 42.3 percent, Fein at 40.4 percent, Lewis at 37.5 and Lane at 38.8.

On defense, Jones' shot-blocking ability allowed the Jackets to employ a pressing, trapping style that has Tech on a school-record pace of 8.1 steals per game. Jones has 100 blocked shots, and the Jackets have limited opponents to 40.8 percent shooting from the floor and 32.3 from three-point range, both of which rank among the top four of the ACC.

"The more I found out about this team; (assistant coach) Dean Keener told me how Halston Lane could shoot. I knew about Shaun Fein from (former assistant coach) Kevin Cantwell. I knew what kind of shooter Marvin Lewis was. When I started putting pieces together, I realized we had some good ones. The question was, could we get them to work as hard as we want them to work. The kids bought into it, and that's why we were able to do what we've done.

"These guys have pride," Hewitt continued. "Tony Akins was a great player in high school. Alvin Jones was a great player in high school. Shaun Fein was the only guy in our locker room who had been to the NCAA Tournament. Winning is winning, no matter what the level."

And winning this season has come as no surprise to the Jackets.

2000-2001 Georgia Tech Basketball Statistics

RECORD:	OVERALL	HOME	AWAY	NEUTRAL
OVERALL.....	(17-12)	(11-3)	(2-8)	(4-1)
ACC.....	(8-8)	(6-2)	(2-6)	(0-0)

# Player	GP-GS	Min--Avg	---TOTAL---		---3-PTS---		-----REBOUNDS-----		PP	PO	A	TO	Blk	Stl	Pts	Avg				
			PG-PGA	Pct	3PG-PGA	Pct	FT-FTA	Pct									Off	Def	Tot	Avg
03 Atkins, Tony.....	29-28	842 29.0	136-307	.443	77-182	.423	71-96	.740	11	89	100	3.4	74	2	122	76	0	35	420	14.5
04 Jones, Alvin.....	29-29	845 29.1	131-272	.482	0-2	.000	131-218	.601	72	228	300	10.3	92	3	46	86	100	27	393	13.6
11 Fein, Shaun.....	29-29	779 26.9	140-320	.438	72-178	.404	41-59	.695	23	63	86	3.0	61	0	63	40	1	25	393	13.6
24 Lewis, Marvin.....	29-28	764 26.3	87-208	.418	39-104	.375	44-51	.863	48	83	131	4.5	49	0	44	41	3	28	257	8.9
33 Lane, Halston.....	29-0	489 16.9	65-153	.425	33-85	.388	35-47	.745	23	44	67	2.3	66	1	29	38	1	15	198	6.8
23 Babul, Jon.....	29-29	583 20.1	46-131	.351	5-17	.294	68-85	.800	44	56	100	3.4	87	8	37	28	15	18	165	5.7
02 LaBarrie, Darryl...	28-1	387 13.8	60-129	.465	10-35	.286	16-24	.667	19	23	42	1.5	31	0	36	32	0	19	146	5.2
10 Vinea, T.J.....	29-1	397 13.7	41-122	.336	19-72	.264	16-25	.640	6	39	45	1.6	45	1	55	40	0	39	117	4.0
34 Brooks, Robert.....	29-0	419 14.4	37-74	.500	0-0	.000	8-17	.471	26	63	89	3.1	41	0	24	42	11	15	82	2.8
05 Moore, Clarence....	6-0	50 8.3	2-7	.286	1-3	.333	1-4	.250	3	4	7	1.2	10	0	9	2	1	5	6	1.0
44 Isenhour, Michael...	26-0	241 9.3	8-31	.258	0-0	.000	7-12	.583	7	19	26	1.0	68	5	11	27	3	7	23	0.9
14 Neal, Winston.....	8-0	15 1.9	2-7	.286	0-2	.000	0-0	.000	2	3	5	0.6	0	0	1	2	0	0	4	0.5
51 Harpring, Patrick..	8-0	14 1.8	1-7	.143	1-2	.500	0-0	.000	1	1	2	0.3	0	0	0	1	0	1	3	0.4
TEAM.....									52	34	86	3.0	1		2					
Total.....	29	5825	756-1768	.428	257-682	.377	438-638	.687	337	749	1086	37.4	625	20	477	457	135	234	2207	76.1
Opponents.....	29	5825	716-1755	.408	171-529	.323	518-753	.688	394	765	1159	40.0	582	-	415	469	104	192	2121	73.1

SCORE BY PERIODS:	1st	2nd	OT	Total
Georgia Tech.....	1026	1168	13	= 2207
Opponents.....	1018	1096	7	= 2121

DEADBALL REBOUNDS:	OFF	DEF	TOTAL
Georgia Tech.....	87	25	112
Opponents.....	103	26	129

ACC Games Only

# Player	GP-GS	Min--Avg	---TOTAL---		---3-PTS---				-----REBOUNDS-----											
			PG-PGA	Pct	3PG-PGA	Pct	FT-FTA	Pct	Off	Def	Tot	Avg	PP	PO	A	TO	Blk	Stl	Pts	Avg
03 Atkins, Tony.....	16-15	487 30.4	79-177	.446	42-101	.416	47-61	.770	9	48	57	3.6	42	2	57	47	0	17	247	15.4
04 Jones, Alvin.....	16-16	488 30.5	64-149	.430	0-2	.000	81-132	.614	35	134	169	10.6	53	0	33	50	51	17	209	13.1
11 Fein, Shaun.....	16-16	471 29.4	67-178	.376	38-93	.409	22-29	.759	14	32	46	2.9	32	0	34	25	1	12	194	12.1
33 Lane, Halston.....	16-0	290 18.1	40-84	.476	19-46	.413	23-32	.719	9	24	33	2.1	38	0	16	19	0	8	122	7.6
24 Lewin, Marvin.....	16-15	405 25.3	41-104	.394	16-50	.320	24-27	.889	20	42	62	3.9	36	0	21	18	1	15	122	7.6
23 Babul, Jon.....	16-16	365 22.8	32-80	.400	4-11	.364	40-53	.755	33	32	65	4.1	48	5	19	21	9	3	108	6.8
02 LaBarrie, Darryl...	16-1	242 15.1	30-75	.400	4-18	.222	13-17	.765	11	12	23	1.4	21	0	22	27	0	10	77	4.8
10 Vinea, T.J.....	16-1	199 12.4	21-59	.356	9-35	.257	7-13	.538	4	13	17	1.1	28	1	18	22	0	18	58	3.6
34 Brooks, Robert.....	16-0	163 10.2	12-26	.462	0-0	.000	5-6	.833	10	19	29	1.8	15	0	5	10	6	1	29	1.8
14 Neal, Winston.....	2-0	2 1.0	1-1	1.000	0-0	.000	0-0	.000	0	1	1	0.5	0	0	0	1	0	0	2	1.0
44 Isenhour, Michael...	13-0	111 8.5	4-16	.250	0-0	.000	2-4	.500	2	9	11	0.8	33	3	5	11	2	6	10	0.8
51 Harpring, Patrick...	2-0	2 1.0	0-0	.000	0-0	.000	0-0	.000	0	0	0	0.0	0	0	0	0	0	0	0	0.0
TEAM.....									30	18	48	3.0	1		0					
Total.....	16	3225	391-949	.412	132-356	.371	264-374	.706	177	384	561	35.1	347	11	230	251	70	107	1178	73.6
Opponents.....	16	3225	423-968	.437	104-310	.335	296-416	.712	210	434	644	40.2	326	-	249	249	68	106	1246	77.9

SCORE BY PERIODS:	1st	2nd	OT	Total
Georgia Tech.....	541	624	13	= 1178
Opponents.....	605	634	7	= 1246

2000-2001 Georgia Tech Basketball Statistics

Game By Game Points-Rebounds-Assists ("Blocks)

DATE	OPPONENT	SCORE	ATT.	ATTN	REBO.	REBO.	REBO.	REBO.	REBO.	REBO.	REBO.	REBO.	REBO.	REBO.	REBO.	REBO.
11/17	MOFFORD	W 92-69	8,328	10-1-5	5-5-2	4-8-4	32-4-1	0-2-0	14-9-6	6-4-1	7-2-3	5-10-2	INJ	9-1-3		
11/21	CHARLESTON SO.	W 85-62	8,194	15-5-8	12-4-2	2-3-8	11-2-3	0-0-0	21-9-5	9-0-3	0-3-1	10-5-3	INJ	5-6-2		
11/24	DAVIDSON	W 92-61	8,630	17-4-4	4-4-0	8-3-2	9-3-2	3-2-2	15-14-5	3-1-1	7-1-0	22-7-2	INJ	5-3-3		
11/28	at Iowa	L 67-85	15,500	15-2-3	0-0-0	7-3-2	6-2-4	0-1-0	24-7-1	0-1-0	0-0-0	15-3-2	INJ	0-3-4		
12/02	vs UCLA	W 72-67	15,286	28-4-5	2-2-0	0-9-8	13-7-1	0-0-0	8-4-3	0-0-0	9-4-0	15-10-0	0-1-0	0-3-1		
12/06	GEORGIA	L 70-75	10,000	2-1-6	0-1-1	7-7-1	22-3-1	0-0-0	24-12-4	0-0-0	9-4-2	4-7-2	0-1-1	6-0-2		
12/09	vs Kentucky	W 86-84	16,338	10-2-5	9-4-1	6-5-3	18-4-2	0-0-0	5-8-1	INJ	23-3-2	5-2-1	1-2-4	9-3-4		
12/18	vs Idaho State*	W 78-56	7,391	7-4-5	9-4-2	0-2-2	13-2-2	0-0-1	9-11-5	13-3-0	6-1-0	12-3-2	2-0-0	7-3-3		
12/19	at Stanford*	L 66-80	7,391	11-2-5	0-1-1	2-1-8	24-2-3	0-1-0	10-5-2	0-0-1	0-1-1	11-5-2	3-3-1	5-2-2		
12/23	MORGAN STATE	W 94-58	4,577	6-2-6	9-4-5	2-2-2	18-2-2	2-3-2	17-8-2	14-2-0	9-4-1	13-4-4	INJ	0-2-8		
12/28	HARVARD	W 90-59	5,112	19-5-3	3-4-2	9-9-3	10-4-5	6-3-0	13-15-8	2-2-1	6-3-1	17-8-1	INJ	5-0-1		
1/2	NORTH CAROLINA	L 70-84	9,810	23-5-1	8-2-0	0-1-1	10-2-2	1-0-1	11-8-3	2-0-2	11-5-1	2-4-1	INJ	2-0-1		
1/6	at Maryland	L 80-92	14,500	20-3-2	3-3-1	0-0-8	9-3-2	0-2-0	15-14-8	15-3-3	0-0-0	7-2-6	INJ	5-1-1		
1/9	at Virginia	W 73-68	8,392	6-3-6	2-0-1	5-5-1	25-5-1	0-0-1	9-6-2	7-1-0	10-2-0	9-9-1	INJ	0-0-3		
1/13	WAKE FOREST (at)	W 95-89	9,857	14-8-4	7-4-1	0-3-8	16-5-4	INJ	17-10-4	4-1-4	21-1-1	15-6-1	INJ	1-1-1		
1/16	at NC State	L 60-72	15,218	13-5-4	2-6-3	0-0-8	8-0-1	0-1-0	21-6-2	2-2-1	0-2-2	12-2-1	INJ	2-0-0		
1/20	DUKE	L 77-86	10,000	9-4-4	8-6-0	2-4-8	11-2-2	5-1-0	13-5-1	7-1-0	9-2-0	4-6-2	INJ	10-1-1		
1/24	at Clemson	W 111-108	9,500	0-2-6	14-6-3	2-1-8	23-3-3	0-2-1	26-7-6	7-1-0	17-1-1	13-1-0	INJ	9-0-2		
1/27	FLORIDA STATE	W 77-68	7,349	11-3-3	8-7-2	0-0-1	12-0-1	2-1-2	26-14-4	9-1-0	2-4-0	11-1-2	INJ	0-2-2		
2/3	at NORTH CAROLINA	L 69-82	21,790	14-7-5	7-3-0	2-2-8	10-0-2	2-2-0	16-18-1	8-1-2	0-0-0	5-1-0	INJ	1-1-1		
2/6	MARYLAND	W 72-62	8,803	28-4-4	2-3-2	4-1-8	8-2-2	0-0-0	11-11-3	4-3-1	3-2-1	12-5-1	INJ	0-1-1		
2/11	VIRGINIA	W 62-66	9,006	12-1-4	9-2-1	2-2-1	7-4-2	0-1-0	2-14-4	6-4-0	16-2-1	2-3-2	INJ	0-0-2		
2/14	at Wake Forest	L 65-81	11,600	16-0-2	8-3-2	10-3-0	10-2-4	INJ	11-13-1	0-0-3	0-0-1	2-1-1	INJ	8-2-1		
2/17	NC STATE	W 69-54	8,768	17-3-1	4-3-1	2-2-1	10-5-2	0-1-0	13-14-5	6-1-0	13-1-2	0-3-1	INJ	4-2-1		
2/21	at Duke	L 54-98	9,314	19-1-2	6-2-0	0-0-8	9-5-1	0-0-0	9-11-3	2-2-1	12-8-0	2-10-0	INJ	0-0-2		
2/25	CLEMSON	W 85-64	8,441	14-2-4	9-8-2	0-2-8	22-5-5	0-0-0	2-8-3	2-1-2	8-0-3	14-3-1	INJ	12-3-1		
2/28	at Florida State	L 55-65	4,757	20-4-5	5-6-0	0-2-8	5-3-1	INJ	11-9-3	0-1-1	2-2-3	12-5-1	INJ	4-3-0		
3/9	vs Virginia*	W 74-69	80,083	16-7-6	4-1-1	2-5-8	6-2-1	0-2-0	20-12-6	13-2-2	5-2-3	3-3-2	INJ	5-0-2		
3/10	vs North Carolina*	L 62-70	80,083	17-4-4	0-1-1	4-1-8	10-3-2	2-1-1	7-15-3	9-4-3	0-4-2	3-2-0	INJ	3-2-2		

*Stanford Invitational. Naples Pavilion. Stanford, Calif.; *ACC Tournament. Georgia Dome. Atlanta, Ga.

Team Game-by-Game

Opponent	Date	Score	W/L	PG-FGA	Pct	3PG-FGA	Pct	FT-FTA	Pct	Off	Def	Tot	PP	A	TO	Bk	Bl	Pts./Half
GEORGIA TECH	11/17	92-69	W	38-66	.515	14-24	.583	10-16	.625	14	35	51	23	23	15	5	14	63-89--92
MOFFORD				14-35	.255	3-16	.188	18-31	.581	17	16	33	12	8	17	4	4	28-21--49
GEORGIA TECH	11/21	85-62	W	30-62	.484	9-19	.474	16-19	.842	12	29	41	19	22	18	10	11	40-85--85
CHARLESTON SO.				21-45	.322	4-17	.235	16-23	.696	18	20	38	19	13	20	4	11	28-37--62
GEORGIA TECH	11/24	92-61	W	31-66	.470	12-25	.480	18-25	.720	17	30	47	17	20	10	7	11	48-84--92
DAVIDSON				22-60	.367	7-15	.467	10-17	.588	11	25	36	22	13	16	2	4	32-29--61
GEORGIA TECH	11/28	67-85	L	24-51	.471	6-18	.333	9-13	.691	4	16	22	27	14	18	2	8	33-34--67
IOWA				26-55	.473	10-21	.476	23-32	.719	18	27	45	22	20	20	1	6	40-85--85
GEORGIA TECH	12/02	72-67	W	22-59	.373	9-32	.281	19-27	.704	7	37	44	29	8	18	6	9	22-50--72
UCLA				18-43	.284	4-18	.222	27-39	.692	14	33	47	19	11	19	2	9	28-39--67
GEORGIA TECH	12/06	70-75	L	25-72	.347	7-27	.259	13-25	.520	19	27	46	25	18	12	4	8	31-39--70
GEORGIA				23-50	.460	4-12	.333	25-39	.641	9	31	40	23	15	17	4	6	35-40--75
GEORGIA TECH	12/09	86-84	W	29-65	.446	12-29	.414	16-24	.615	10	25	35	28	20	12	1	7	52-34--86
KENTUCKY				28-62	.452	8-21	.381	20-32	.625	10	28	38	23	17	10	5	9	50-34--84
GEORGIA TECH	12/18	78-56	W	29-55	.527	8-18	.444	12-17	.706	4	30	36	20	17	18	6	9	45-33--78
IDAHO STATE				19-42	.304	4-19	.211	14-20	.700	15	22	37	18	8	18	2	4	21-35--56
GEORGIA TECH	12/19	66-80	L	23-52	.442	12-25	.480	8-12	.667	7	17	24	23	14	14	2	9	29-37--66
STANFORD (3/3)				25-57	.439	8-20	.390	24-30	.800	14	25	39	19	13	13	1	8	40-40--80

Team Game-by-Game

Opponent	Date	Score	W/L	---TOTAL---		--2-PT MS--		--3-PT--		--REBOUNDS--		PF	A	TO	BLK	STL	Pts./Reb	
				FG-FGA	Pct	FG-FGA	Pct	FG-FGA	Pct	Off	Def							Off
UNION STATE	12/22	84-60	V	26-59	.441	1-24	.042	16-31	.516	16	26	40	16	23	30	2	34	48-48==94
UNION STATE				26-59	.424	2-8	.250	8-33	.242	14	16	30	31	32	24	6	1	23-21==44
UNION STATE	12/26	90-69	V	23-59	.390	11-24	.458	17-24	.708	19	26	45	30	23	22	13	8	42-41==93
UNION STATE				22-72	.306	6-23	.261	10-31	.323	12	22	34	22	33	34	2	1	20-29==49
UNION STATE	1/2	10-54	L	20-53	.377	10-23	.435	20-21	.952	12	22	34	26	32	32	0	6	44-20==64
UNION STATE (12/34)				21-50	.420	4-34	.118	20-26	.769	11	22	33	23	30	32	0	1	22-62==84
UNION STATE	1/8	80-92	L	26-61	.426	9-24	.375	16-22	.727	8	24	32	24	31	20	10	9	24-40==64
UNION STATE (1/31)				22-74	.297	2-32	.063	20-23	.870	23	26	40	39	24	36	4	12	62-40==102
UNION STATE	1/9	12-85	V	26-69	.377	9-22	.409	14-39	.359	9	22	31	20	16	34	4	4	22-43==65
UNION STATE (10/33)				20-61	.328	0-26	.000	22-26	.846	11	20	31	30	32	22	2	6	24-24==48
UNION STATE	1/12	96-69	V	23-50	.460	8-22	.364	26-21	.810	13	29	40	23	30	32	6	4	62-40==102
UNION STATE (10/1)				(ot) 22-72	.306	4-39	.103	19-22	.864	8	23	39	20	31	9	2	2	23-63==86
UNION STATE	1/10	80-12	L	22-64	.344	1-39	.026	9-30	.300	12	31	43	22	34	20	2	2	23-29==52
UNION STATE				22-62	.355	6-36	.167	22-23	.957	10	23	33	34	34	31	1	0	24-48==72
UNION STATE	1/20	11-95	L	23-53	.434	1-31	.032	26-24	.833	10	23	33	22	32	36	2	8	22-44==66
UNION STATE (12/2)				20-53	.377	10-22	.455	26-26	.800	12	26	38	24	22	34	1	8	62-40==102
UNION STATE	1/24	111-105	V	24-69	.348	11-23	.478	20-29	.689	8	39	47	22	24	32	2	2	69-62==131
UNION STATE				20-65	.308	14-26	.538	24-42	.571	12	22	34	23	16	30	3	2	62-66==128
UNION STATE	1/21	11-85	V	24-60	.400	4-39	.103	26-20	.800	8	21	29	30	16	31	4	12	44-22==66
UNION STATE				24-65	.369	8-24	.333	32-36	.889	10	24	34	22	34	23	3	10	26-20==46
UNION STATE	2/2	89-82	L	21-51	.412	6-22	.273	10-36	.278	11	23	34	21	33	9	2	10	29-40==69
UNION STATE (4/4)				26-62	.419	0-34	.000	20-26	.769	13	29	42	20	34	31	0	2	44-26==70
UNION STATE	2/8	12-82	V	23-63	.365	9-20	.450	23-22	.818	10	26	36	32	32	20	4	6	24-28==52
UNION STATE (12/32)				26-62	.403	1-22	.045	6-8	.750	12	20	32	26	16	22	0	9	40-22==62
UNION STATE	2/11	82-60	V	22-63	.350	6-20	.300	12-39	.308	13	28	41	39	32	36	9	8	21-26==47
UNION STATE (10/9)				22-61	.361	2-36	.056	9-36	.250	12	23	35	39	32	30	6	0	22-22==44
UNION STATE	2/14	86-83	L	26-60	.433	1-23	.043	36-32	.813	4	20	24	34	31	34	3	0	29-29==58
UNION STATE (12/16)				20-60	.333	10-36	.278	33-30	.833	12	22	34	34	34	33	2	0	42-26==68
UNION STATE	2/11	89-84	V	26-60	.433	8-36	.222	32-36	.889	4	26	40	36	34	36	6	0	23-28==51
UNION STATE				20-62	.323	4-36	.111	30-23	.783	14	24	38	30	9	9	2	1	29-26==55
UNION STATE	2/23	84-95	L	19-55	.345	10-26	.385	8-33	.242	10	21	31	22	8	29	2	8	20-24==44
UNION STATE (4/4)				22-59	.373	13-20	.650	23-23	.811	12	20	32	32	39	32	1	10	64-44==108
UNION STATE	2/26	86-84	V	29-62	.468	10-20	.500	17-23	.739	12	22	34	36	36	32	4	9	20-49==69
UNION STATE				24-69	.348	6-39	.154	33-31	.806	12	26	38	23	33	31	2	2	23-22==45
UNION STATE	2/28	89-89	L	35-73	.479	9-20	.450	14-39	.359	11	22	33	23	32	30	4	0	22-21==43
UNION STATE				20-63	.317	4-33	.121	32-22	.818	0	29	36	36	34	30	6	6	24-46==70
UNION STATE	2/9	14-89	V	26-62	.419	9-26	.346	9-23	.391	10	29	39	23	36	32	0	8	20-46==66
UNION STATE (ACC Tournament)				24-61	.393	0-39	.000	36-22	.622	19	23	42	26	33	34	0	0	24-46==70
UNION STATE	2/10	82-10	L	22-73	.301	9-22	.409	36-32	.813	10	21	31	36	36	36	2	13	26-28==54
UNION STATE (ACC Tournament)				20-69	.290	4-34	.118	34-22	.818	10	20	30	39	32	20	4	8	29-43==72

2000-01 SUPERLATIVES

Tech Individual Highs

Points: 32, Shaun Fein vs. Wofford, 11-17

Rebounds: 18, Alvin Jones vs. North Carolina, 2-3

FG: 12, Shaun Fein vs. Wofford (16 att.), 11-17

FGA: 18, Shaun Fein vs. Virginia (10 made), 1-9; Tony Akins vs. North Carolina (8 made), 2-3

Best FG%: 1.000 (7-7), Alvin Jones vs. Morgan State, 12-23

3-Pt FG: 7, Shaun Fein vs. Wofford (11 att.), 11-17, and Clemson (9 att.), 1-24

3-Pt FGA: 11, Shaun Fein vs. Wofford (7 made), 11-17; Tony Akins vs. Maryland (4 made), 1-6

Best 3-Pt%: .857 (6-7), Marvin Lewis vs. Davidson, 11-24

FT: 14, Alvin Jones vs. Clemson (19 att.), 1-24

FTA: 19, Alvin Jones vs. Clemson (14 made), 1-24

Best FT%: 1.000, Marvin Lewis vs. Florida State (7-7), 1-27; Jon Babul (6-6) vs. Charleston Southern, 11-21, and Duke, 1-20

Assists: 8, Tony Akins vs. Charleston Southern, 11-21; T.J. Vines vs. Morgan State, 12-23

Blocked Shots: 8, Alvin Jones vs. Harvard, 12-28; Maryland, 1-6

Steals: 5, T.J. Vines vs. Davidson, 11-24

Georgia Tech Team Highs

FGM..... 36 vs. Morgan State (69 att.), 12-23
FGA..... 77 vs. North Carolina (27 made), 2-3
FG%..... .576 vs. Clemson (34-59), 1-24
Low FG%..... .254 vs. Florida State (18-71), 2-28
3PM..... 17 vs. Clemson (31 att.), 1-24
3PA..... 32 vs. UCLA (9 made), 12-2
3P%..... .583 (14-24) vs. Wofford, 11-17
FTM..... 28 vs. Duke (34 att.), 1-20
FTA..... 39 vs. Clemson (26 made), 1-24
FT%..... .900 vs. NC State (9-10), 1-16
Rebounds..... 57 vs. Harvard, 12-28
Rebound Margin..... 22 vs. Harvard (57-35), 12-28
Fewest Fouls..... 12 vs. Maryland, 2-6
Assists..... 31 vs. Morgan State (34 FG), 12-23
Most TO..... 29 vs. Duke, 2-21
Fewest TO..... 9 vs. North Carolina, 2-3
Blocks..... 11 vs. Harvard, 12-28
Steals..... 14 vs. Wofford, 11-17; Morgan State, 12-23
Pts. (Game)..... 111 vs. Clemson, 1-24
Pts. (Half)..... 59 vs. Clemson (1st), 1-24
Few Pts. (Game)..... 54 vs. Duke, 2-21
Victory Margin..... 43 vs. Wofford (92-49), 11-17

Opponent Team Highs

FGM..... 33 by Wake Forest (73 att.), 1-13; Duke (69 att.), 2-21
FGA..... 74 by Maryland (32 made), 1-6
FG%..... .517 by Clemson (30-58), 1-24
Low FG%..... .255 (14-55) by Wofford, 11-17
3PM..... 14 by Clemson (28 att.), 1-24
3PA..... 30 by Duke (11 made), 2-21
3P%..... .500 by Clemson (14-28), 1-24
FTM..... 34 by Clemson (42 att.), 1-24
FTA..... 42 by Clemson (34 made), 1-24
FT%..... .864 by Wake Forest (19-22), 1-13
Rebounds..... 50 by North Carolina, 2-3
Rebound Margin..... 23 by Iowa (45-22), 12-28
Most Fouls..... 31 by Clemson, 1-24
Assists..... 24 by Maryland, 1-6
Most TO..... 24 by Morgan State, 12-23
Blocks..... 7 by NC State, 1-16; Duke, 1-20 & 2-21
Steals..... 16 by Duke, 2-21
Pts. (Game)..... 108 by Clemson, 1-24
Pts. (Half)..... 55 by Clemson (2nd), 1-24
Few Pts. (Game)..... 49 by Wofford, 11-17
Victory Margin..... 44 by Duke (98-54), 2-21

Opponent Individual Highs

Points: 41, Will Solomon of Clemson, 1-24

Rebounds: 15, Reggie Evans of Iowa, 11-28; Damon Thornton of NC State, 1-16

FG: 13, Will Solomon of Clemson (22 att.), 1-24

FGA: 22, Juan Dixon of Maryland (8 made), 1-6; Will Solomon of Clemson (13 made), 1-24

Best FG%: 1.000, Monte Cummings of Florida State (6-6), 1-27

3-Pt FG: 7, Will Solomon of Clemson (12 att.), 1-24

3-Pt FGA: 12, Will Solomon of Clemson (7 made), 1-24

Best 3-Pt%: 1.000, Pasha Bains of Clemson (3-3), 1-24

FT: 12, Jason Kapono of UCLA (12 att.), 12-2

FTA: 13, Carlos Boozer of Duke (10 made), 1-20

Best FT%: 1.000, Jason Kapono (12-12) of UCLA, 12-2; Juan Dixon (11-11) of Maryland, 1-6

Assists: 9, Steve Blake of Maryland, 1-6

Blocked Shots: 5, Brendan Haywood of North Carolina, 2-3

Steals: 8, Juan Dixon of Maryland, 1-6

Georgia Tech Team Highs vs. ACC

FGM..... 34 vs. Clemson (59 att.), 1-24
FGA..... 77 vs. North Carolina (27 made), 2-3
FG%..... .576 vs. Clemson (34-59), 1-24
Low FG%..... .254 vs. Florida State (18-71), 2-28
3PM..... 17 vs. Clemson (31 att.), 1-24
3PA..... 31 vs. Clemson (17 made), 1-24
3P%..... .548 vs. Clemson (17-31), 1-24
FTM..... 28 vs. Duke (34 att.), 1-20
FTA..... 39 vs. Clemson (26 made), 1-24
FT%..... .900 vs. NC State (9-10), 1-16
Rebounds..... 45 vs. Duke, 2-21
Rebound Margin..... 5 vs. Virginia (39-34), 2-11
Few Fouls..... 12 vs. Maryland, 2-6
Assists..... 24 vs. Clemson, 1-24
Most TO..... 29 vs. Duke, 2-21
Few TO..... 9 vs. North Carolina, 2-3
Blocks..... 10 vs. Maryland, 1-6
Steals..... 13 vs. Florida State, 1-27
Pts. (Game)..... 111 vs. Clemson, 1-24
Pts. (Half)..... 59 vs. Clemson (1st), 1-24
Few Pts. (Game)..... 54 vs. Duke, 2-21
Victory Margin..... 21 vs. Clemson (85-64), 2-25

Team Highs by ACC Teams

FGM..... 33 vs. Wake Forest (73 att.), 1-13; Duke (69 att.), 2-21
FGA..... 74 by Maryland (32 made), 1-6
FG%..... .517 by Clemson (30-58), 1-24
Low FG%..... .317 by Virginia (20-63), 2-17
3PM..... 14 by Clemson (28 att.), 1-24
3PA..... 30 by Duke (11 made), 2-21
3P%..... .500 by Clemson (14-28), 1-24
FTM..... 34 by Clemson (42 att.), 1-24
FTA..... 42 by Clemson (34 made), 1-24
FT%..... .864 by Wake Forest (19-22), 1-13
Rebounds..... 50 by North Carolina, 2-3
Rebound Margin..... 17 by Virginia (43-26), 1-9
Most Fouls..... 31 by Clemson, 1-24
Assists..... 24 by Maryland, 1-6
Most TOs..... 23 by Virginia, 1-9; Maryland, 2-6
Blocks..... 7 by NC State, 1-16; Duke, 1-20 & 2-21
Steals..... 16 by Duke, 2-21
Pts. (Game)..... 108 by Clemson, 1-24
Pts. (Half)..... 55 by Clemson (2nd), 1-24
Few Pts. (Game)..... 54 by NC State (69-54), 2-17
Victory Margin..... 44 by Duke (98-54), 2-21

Georgia Tech Basketball



Georgia Tech Sports Information • Phone: 404-894-5445 • FAX 404-894-1248 • www.ramblinwreck.com

No. 8 Georgia Tech (17-12) vs. No. 9 St. Joseph's (25-6)

NCAA West First Round • March 15 • Cox Arena • San Diego, Calif.

TV: CBS-TV (WGCL in Atlanta)

Radio: WGST (640 AM) in Atlanta (Wes Durham, pbp; Randy Waters, color); also on Ramblinwreck.com

Tech Record: 17-12, 8-8 ACC (5th place)

H: 11-3; **A:** 2-8; **N:** 4-1

Series Record vs.:

St. Joseph's, 0-0

Stanford, 1-2

UNCG, 2-0

NCAA Record: 16-11

Last NCAA Appearance: 1996 (Sweet 16)

Hewitt Record:

83-39 (.680), 4th season

Hewitt at Tech:

17-12 (.586), 1st season

Hewitt's NCAA Record: 0-1

More info: Ramblinwreck.com

Yellow Jackets Back in the Big Dance

Georgia Tech (17-12) makes its return to the NCAA Tournament as the No. 8 seed in the West Region at Cox Arena in San Diego, Calif. Tech opens the Tournament with a first round matchup with No. 9 seed St. Joseph's (25-6), the regular season champion of the Atlantic 10 Conference.

Tech finished the regular season at 16-11 overall and 8-8 in the Atlantic Coast Conference, finishing in fifth place. The Yellow Jackets then picked up a 74-69 win over 12th-ranked Virginia in the ACC Tournament before falling to 5th-ranked North Carolina, 70-63, in a game that was not decided until the final 30 seconds.

St. Joseph's, ranked 23rd in ESPN/USA Today poll, will be Tech's 13th ranked opponent at the time of the game, but the Yellow Jackets have played a total of 16 games against teams that are now ranked in the Top 25.

Tech is led by the inside-outside duo of All-ACC center Alvin Jones and junior point guard Tony Akins. Akins leads the team in scoring at 14.5 points per game along with 4.2 assists, while Jones, who earned second-team all-ACC Tournament honors, averages a double-double with 13.6 points and an ACC-leading 10.3 rebounds. Senior guard Shaun Fein, 6-3, also averages 13.6 points per game. Freshman forward Marvin Lewis, 6-3, (8.9 points and 4.5 rebounds per game) and 6-7 senior forward Jon Babul (5.7 points and 3.4 rebounds per game) complete the starting lineup.

Tech in the NCAA Tournament

Earning its first NCAA berth since reaching the Sweet 16 in 1996, Georgia Tech has a record of 16-11 in 11 NCAA appearances. The Yellow Jackets, who played in nine straight NCAA Tournaments from 1985-93, have reached the Sweet 16 six times (1960, 1985, 1986, 1990, 1992, 1996), the Elite Eight twice (1985, 1990) and the Final Four once (1990).

Tech's No. 8 seed equals its lowest ever. In 1991, the Jackets were seeded 8th and won a first-round game over DePaul before falling to top-seeded Ohio State by just four points. In 11 previous NCAA appearances, Tech has been a No. 2 seed twice (1985, 1986), a No. 3 once (1996), a No. 4 twice (1990, 1993), a No. 5 once (1988), a No. 6 once (1987), a No. 7 twice (1987, 1992) and a No. 8 once.

Probable Starters

F	23	Jon Babul	6-7	Sr.	5.7 ppg	3.4 rpg	2 FT's with 0:18 left helped seal ACC tourney win over UVa
F	24	Marvin Lewis	6-3	Fr.	8.9 ppg	4.5 rpg	3rd in ppg & rpg among ACC frosh; ACC Rookie four times
C	4	Alvin Jones	6-11	Sr.	13.6 ppg	10.3 rpg	All-ACC; Among top 11 nationally in rebs, blocks (3.44 pg)
G	11	Shaun Fein	6-3	Sr.	13.6 ppg	2.2 apg	6th in ACC in 3FG% (.404) and 4th in 3FG per game (2.48)
G	3	Tony Akins	5-11	Jr.	14.5 ppg	4.2 apg	18.4 ppg, 47.8% 3FG (33-69) since Feb. 1 (10 games)

Top Reserves

G	10	T.J. Vines	5-10	Sr.	4.0 ppg	1.9 apg	Tied career high vs. ACC w/ 12 pts. vs. Clemson
G	2	Darryl LaBarrie	6-3	Sr.	5.2 ppg	1.5 rpg	13 pts vs. Virginia, 9 vs. UNC in ACC Tournament
F	34	Robert Brooks	6-7	Fr.	2.8 ppg	3.1 rpg	Career high 10 pts (5-5 FG) vs. WF
F	33	Halston Lane	6-4	Fr.	6.8 ppg	2.3 rpg	11.1 ppg in Tech's 8 ACC wins; ACC Rookie of Week 3 times
C	44	Michael Isenhour	6-8	Jr.	0.9 ppg	1.0 rpg	Scored 5 pts. vs. Duke; 2 ast. vs. FSU

NOTING GEORGIA TECH

Georgia Tech Quick Facts

Official Name:

Georgia Institute of Technology

Location: Atlanta, Ga.

Enrollment: 14,000

Founded: 1885

Colors: Old Gold and White

Nickname:

Yellow Jackets, Rambling Wreck

Mascot:

Buzz (Yellow Jacket),

1930 Model A Ford

Conference: Atlantic Coast (ACC)

Home Arena:

Alexander Memorial Coliseum
at McDonald's Center (10,000)

President: Dr. G. Wayne Clough

Director of Athletics: Dave Braine

Head Coach:

Paul Hewitt (St. John Fisher '85)

Coaching Record: 83-39 (4th year)

Record at Tech: 17-12 (1st year)

Assistant Coaches:

Dean Keener (Davidson '88),

Willie Reese (Georgia Tech '89),

Cliff Warren (Mount St. Mary's '90)

Director of Basketball Operations:

Peter Zaharis (New York Univ. '87)

Basketball Trainer:

Tim Hansen (Syracuse '00)

Official website: ramblinwreck.com

Tickets: 888-TECH-TIX

Basketball History

86th season: 1st season 1906

All-time Record: 1,079-955

Final Fours (1): 1990

NCAA Appearances (12):

1960, 1985, 1986, 1987, 1988,
1989, 1990, 1991, 1992, 1993,
1996, 2001

NIT Appearances (6):

1970, 1971, 1984, 1994, 1998, 1999

ACC Championships (3):

1985, 1990, 1993

ACC Regular Season Titles (2):

1985 (tie), 1996

SEC Championships (1): 1938

Tech is making just its second trip to the West Region. In 1993, the Yellow Jackets were seeded fourth in the West after winning the ACC Tournament but fell to Southern, 93-78, at Tucson, Ariz.

This year's squad will be only the second of Tech's 12 NCAA teams not coached by Bobby Cremins.

Georgia Tech vs. St. Joseph's

Georgia Tech and St. Joseph's will be meeting for the first time. The two teams have no common opponents this season.

Tech's Paul Hewitt and St. Joseph's Phil Martelli were named Coach of the Year in their respective conferences. Hewitt is quite familiar with the St. Joseph's program from his days in Philadelphia as an assistant coach at Big Five-rival Villanova, where Hewitt served five seasons from 1993-97. In his final season with the Wildcats, Hewitt recruited Marvin O'Connor, who transferred from Villanova to St. Joseph's after one season and is now the Hawks' leading scorer.

Seventeen Games vs. The NCAA Field

Georgia Tech played a total of 17 games--more than half of its schedule--against teams in the NCAA field, posting a 7-10 record. Five of the 17 games were against conference champions, and seven contests were against teams that earned a No. 1 or No. 2 seed.

Tech defeated Virginia three times and also recorded wins over Maryland, Wake Forest, Kentucky and UCLA, while losing to Duke twice and North Carolina three times as well as once each to Maryland, Wake Forest, Stanford, Iowa and Georgia.

Paul Hewitt in the NCAA Tournament

Georgia Tech head coach Paul Hewitt is taking his second team in three years to the Big Dance. In 1999 in his second season at Siena, Hewitt guided the Saints to the MAAC title and a berth in the NCAA Tournament. Siena was a No. 13 seed in the West Region at Denver, Colo., and fell to No. 4 seed Arkansas, 94-80.

Hewitt also made four trips to the NCAA Tournament as an assistant coach at Fordham in 1992 and three straight years at Villanova from 1995-97.

Hewitt Named ACC Coach of the Year

After leading Georgia Tech to the NCAA Tournament in his first season, head coach Paul Hewitt has been named Atlantic Coast Conference Coach of the Year in voting by the Atlantic Coast Sportswriters Association. Hewitt's club was picked to finish eighth in the ACC but ended up fifth with an 8-8 mark, along with a 17-12 overall record.

2000-01 Georgia Tech Roster

No.	Name	Pos.	Ht.	Wt.	Cl.	Hometown (High School/College)
2	Darryl LaBarrie	G	6-3	196	Sr.-R	Decatur, Ga. (Tucker/Florida A&M)
3	Tony Akins	G	5-11	182	Jr.	Lilburn, Ga. (Berkmar)
4	Alvin Jones	C	6-11	265	Sr.	Lakeland, Fla. (Kathleen)
5	Clarence Moore*	F	6-4	225	So.	Norco, La. (South LaFourche)
10	T.J. Vines	G	5-10	200	Sr.	Woodstock, Ga. (Etowah)
11	Shaun Fein	G	6-3	205	Sr.-R	Centerville, Mass. (Barnstable/Stonehill)
14	Winston Neal	G	6-1	200	Jr.	Greenville, Ga. (Flint River Academy)
23	Jon Babul	F	6-7	232	Sr.-R	North Attleboro, Mass. (North Attleboro)
24	Marvin Lewis	G	6-3	198	Fr.	Germantown, Md. (Montrose Christian)
33	Halston Lane	G-F	6-4	205	Fr.	Oak Ridge, Tenn. (Oak Ridge)
34	Robert Brooks	F	6-7	201	Fr.	Saginaw, Mich. (Arthur Hill)
44	Michael Isenhour	F	6-8	248	Jr.-R	Lawrenceville, Ga. (Shiloh/Air Force)
51	Patrick Harpring	G	6-2	185	Jr.	Dunwoody, Ga. (Marist)

**injured, out for season*

Head Coach Paul Hewitt

Paul Hewitt, 37, is the 2001 Atlantic Coast Conference Coach of the Year after leading Georgia Tech to a 17-12 record and a berth in the NCAA Tournament in his first season on the Flats. Hewitt was named Georgia Tech's 12th head coach on Apr. 6, 2000, after guiding Siena College to an average of 22 wins and two postseason appearances in three seasons as head coach.

Hewitt, also a finalist for Naismith College Coach of the Year Award, first made headlines as the Tech head man in December when he coached the Jackets to wins over Kentucky and UCLA. In ACC play, Tech added wins over Top-15 ranked teams in Virginia (three times), Wake Forest and Maryland. Also, Tech posted its first ACC road wins in two years (Virginia and Clemson).

In three seasons at Siena, Hewitt guided the Saints to a 66-27 record and developed one of the nation's highest scoring teams. Siena ranked third nationally in scoring each of the past two seasons, and in three seasons the team averaged 85.6 points per game. They also shot 77.8 percent from the free throw line in three seasons, leading the nation in 1998 (80.3) and 1999 (78.7).

Following a three-season stretch in which Siena posted a record of 22-59, Hewitt guided the Saints to a 17-12 overall record in his first season, and to its first-ever MAAC Tournament Championship game.

In his second year, Siena started the season 18-2 and finished with a 25-6 overall record, the school's only MAAC Tournament Championship and its first appearance in the NCAA Tournament since 1989.

Siena finished his third and final season with a 24-9 overall mark and a MAAC-best 15-3 slate, again reaching the MAAC title game and earning a berth in the NIT.

Hewitt as a Head Coach

Year	School	Record	Conf.
2000-01	Georgia Tech...	17-12	8-8
1999-00	Siena	24-9	15-3
1998-99	Siena	25-6	13-5
1997-98	Siena	17-12	10-8
Totals	Siena	83-39	46-24

Hewitt's selection is the fourth for a Tech coach. His predecessor, Bobby Cremins, won the award in 1983, 1985 and 1996.

The only other coaches to win the ACC Coach of the Year Award in their rookie seasons were Press Maravich of NC State in 1965 and North Carolina's Bill Guthridge in 1998. Hewitt edged another first-year coach, UNC's Matt Doherty, for this year's honor.

Hewitt is a finalist for the Naismith College Coach of the Year Award, given by the Atlanta Tip-Off club.

Jones Named All-ACC, All-Defensive

Center Alvin Jones was named to the five-member all-Atlantic Coast Conference first-team, as selected by the Atlantic Coast Sportswriters Association.

Jones is the eighth different Yellow Jacket to earn first-team all-ACC honors but the first center. The only other Tech center to receive an all-ACC recognition was John Salley, who was named to the second-team in 1986.

Jones was also named to the ACC All-Defensive Team for the fourth straight year.

Tony Akins and Shaun Fein were both named honorable mention all-ACC.

A Look at Tech's Record

- Tech has five wins over ranked teams — Virginia three times, Maryland and Wake Forest. Three of those wins came when the teams were ranked in the Top 10 (both vs. Virginia, first meeting vs. Wake Forest).
- Tech was 4-1 head-to-head against Virginia and Maryland, the two teams directly ahead of the Jackets in the ACC standings.
- Tech is 6-2 at home in conference play, 2-6 on the road (wins vs. Virginia and Clemson). Tech is the only team to win at Virginia, which is 13-1 at home.
- Tech's 2-8 overall on the road this season includes losses at Iowa, Stanford, Maryland, NC State, North Carolina, Wake Forest, Duke and Florida State. All but NC State and Florida State are or have been in the top 25.
- Including neutral courts, Tech is 6-9 away from home.
- Half of Tech's losses this season—six of the 12—have come against teams who have held the No. 1 ranking at some point during this season — Stanford, North Carolina (three times) and Duke (twice).

Fein in the NCAA Tournament

No current Yellow Jacket has been to the Big Dance, but Shaun Fein has actually played in the NCAA Tournament . . . for Division II. A transfer from Stonehill College in North Easton, Mass., Fein led his squad to a victory New Hampshire College in the NCAA Northeast Regional before their season was ended by a double-overtime loss to Saint Rose in the regional final. Ironically, those games were played at Siena College, where Paul Hewitt was the head coach.

Fein earned Division II all-America honors that year and was the conference Player of the Year.

Hewitt Ties Mundorf

Georgia Tech's 17 wins this season under Paul Hewitt equals Roy Mundorf for the most wins ever by a first-year coach at Tech. Mundorf led the Yellow Jackets to a 17-10 mark in 1926-27.

Hewitt is the fourth Tech coach to enjoy a winning season in his first year, joining Mundorf, Dwight Keith (14-4 in 1943-44) and Roy McArthur (12-11 in 1946-47).

Road Jinx Ends

After losing 16 straight road games over three seasons, Georgia Tech scored a 73-68 win at 10th-ranked Virginia on Jan. 9. That victory snapped a losing streak that dated back to Feb. 11, 1999, when the Jackets defeated Florida State, 111-108, in double-OT in Tallahassee. The string included 11 ACC games. Tech was the only team that won this year at Virginia, which posted a 13-1 mark at University Hall.

The Yellow Jackets then won at Clemson for the first time since 1993.

Including neutral courts, Tech is 6-9 away from home, including wins over Kentucky and UCLA on neutral courts.

NOTING GEORGIA TECH

2000-01 Results

November

7	CAL. ALL-STARS (exh.)	L, 86-107
13	TEAM FOKUS (exh.)	W, 96-85
17	WOFFORD	W, 92-49
21	CHARLESTON SOUTHERN	W, 85-62
24	DAVIDSON	W, 92-61
28	at Iowa	L, 67-85

December

2	UCLA, Anaheim, Calif.	W, 72-67
6	GEORGIA	L, 70-75
9	Kentucky, Philips Arena	W, 86-84
18	Idaho State*	W, 78-56
19	Stanford*	L, 66-80
23	MORGAN STATE	W, 94-58
28	HARVARD	W, 90-59

January

2	NORTH CAROLINA	L, 70-84
6	at Maryland	L, 80-93
9	at Virginia	W, 73-68
13	WAKE FOREST	W, 95-89 (ot)
16	at N.C. State	L, 60-72
20	DUKE	L, 77-98
24	at Clemson	W, 111-108
27	FLORIDA STATE	W, 77-68

February

3	at North Carolina	L, 69-82
6	MARYLAND	W, 72-62
11	VIRGINIA	W, 62-56
14	at Wake Forest	L, 65-81
17	N.C. STATE	W, 69-54
21	at Duke	L, 54-98
25	CLEMSON	W, 85-64
28	at Florida State	L, 59-69

March

9	Virginia (ACC Tournament)	W, 74-69
10	North Carolina (ACC Tournament)	L, 63-70

*Stanford Invitational, Stanford, Calif.

Individual Highlights

Led team in scoring: Akins 11, Jones 8, Fein 7, Lane 2, Lewis 1, LaBarrie 1

Led team in rebounds: Jones 25, Lewis 5, Babul 2

Led team in assists: Akins 22, Fein 6, Jones 4, LaBarrie 2, Vines 2, Lewis 1

30-point games: Fein 1

20-point games: Jones 7, Fein 6, Akins 5, Lane 2, Lewis 1

Double-figure scoring: Jones 22, Akins 23, Fein 20, Lewis 15, Lane 8, LaBarrie 4, Babul 2, Vines 1, Brooks 1

Double-figure rebounds: Jones 15, Lewis 3

Double-doubles: Jones 11, Lewis 1 [ties included]

Shooting Touch

Having depended on its capable three-point shooters this season, Georgia Tech ranks 2nd in the ACC and among the Top 10 nationally in three-point field goals per game (8.86). The Jackets are third in the ACC in three-point percentage (37.5 overall, 37.1 in ACC games).

Two Tech players rank officially among the ACC's top 10 in three-point field goal percentage, led by Tony Akins (3rd, 42.3), and followed by Shaun Fein (6th, 40.4). Freshmen Marvin Lewis (37.5 percent from three) and Halston Lane (38.8) have shot well but do not have enough attempts to make the league rankings.

Shooting and Defense

Georgia Tech is 5-1 this season when it has topped the 50-percent mark from the field, is 6-0 when scoring 90 points or more and 9-1 when scoring 80 or more.

At the same time, the key to Tech's ability to win this year has been defense. So far this year, Tech is 14-1 when holding opponents under 70 points, and 10-0 when holding them under 40 percent on field goals. The Jackets held NC State to 31.7 percent on Feb. 17, and Virginia to under 40 in all three meetings, all wins for Tech. Tech is 7-12 when its opponent has shot 40 percent or higher.

Tech ranks fourth in the ACC in field goal percentage defense (40.8) and second in three-point defense (32.3).

Fein Again

Shaun Fein made his final home game at Alexander Memorial Coliseum one to remember with 22 points against Clemson. After missing his first six shots, he went 7-for-10 after that, including three treys, and went 5-for-5 at the free throw line for his highest scoring game since Tech's first meeting with Clemson (23 points).

He punctuated the performance with his first career dunk on a breakaway with 1:54 left.

The senior guard has posted 20-point games against three ACC opponents, vs. Virginia (25) and both Clemson games. All were Tech wins. He has reached double figures in 20 of 29 games this season, and Tech is 13-7 in those games, 6-4 in the ACC.

He struggled with his shooting for most of Tech's two ACC Tournament games before hitting three second-half treys against North Carolina, including one that brought the Jackets within one point with 48 seconds left.

An honorable mention all-ACC selection, Fein ranks 13th in the ACC in scoring at 13.6 points per game. He also ranks 6th in three-point percentage (40.4) and 5th in three-pointers per game (2.48).

He also ranks 5th in three-point percentage in ACC games at 40.9 percent. That includes a 7-of-9 performance at Clemson, which tied a career high for threes in an ACC game.

One of Tech's best ballhandlers, Fein has just 40 turnovers in 29 games and has played without committing a turnover seven times this season. He has one turnover for every 19.5 minutes played overall.

Fein made the all-tournament team in the Stanford Invitational by averaging 18.5 points, making 14 of 18 field goal attempts and 7 of 9 from three-point range. He scored 24 in the championship game against Stanford, making 6 of 8 from three-point range and 9 of 13 overall.

Akins Ain't Achin'

Since the calendar turned to February, Georgia Tech point guard Tony Akins has stepped up his play, averaging 18.4 points in 10 games. He led Tech in scoring for seven of those.

The 5-11 junior has shot 50.0 percent from the floor (61-122), 47.8 percent from three-point range (33-69) and 74.4 percent from the free throw line (29-39).

Akins has scored in double figures in 11 straight games since going scoreless against Clemson on Jan. 24, the first scoreless game of his career.

For the season, Akins averages 14.5 points and 4.2 assists, and is shooting 44.3 percent from the floor and 42.3 from three-point range. All except his assist average are career bests. He ranks 3rd in the ACC in three-point percentage, and 4th in three-point field goals per game (2.66).

NOTING GEORGIA TECH

Tech's Record When

Leading at the half	14-1
Trailing at the half	3-11
Tied at the half	0-0
Tied after regulation	1-0
Tech scores 60-79 points	9-8
Tech scores 80-89 points	3-1
Tech scores 90 or more	6-0
Tech holds opp. under 70 pts.	14-1
Tech shoots 50 pct. or better	5-1
Tech shoots below 50 pct.	12-11
Opp. shoots 50 pct. or better	1-2
Opp. shoots under 50 pct.	16-10
Opp. shoots under 40 pct.	10-0
Tech outrebounds opponent	9-2
Tech is outrebounded	8-9
Tech has fewer than 15 TOs	6-5
Five players in double figures	3-0
Four or more in double figures	8-2
A Tech player scores 20 or more	12-7
Game decided by 5 pts. or fewer	5-1
Game decided by 10 pts or fewer	9-3
Wearing white uniforms	13-3
Wearing gold uniforms	4-9
Tech is on television	10-10
In November	3-1
In December	5-2
In January	4-4
In February	4-4
In March	1-1

The Last Time a Jacket

Scored 30 or more points: Shaun Fein, 32 points vs. Wofford, 11-17-00
Led Tech in scoring off the bench: Halston Lane, 21 points vs. Wake Forest, 1-13-01
Grabbed 15 or more rebounds: Alvin Jones, 16 vs. Virginia, 3-9-01
Had 10 or more assists: Kevin Morris, 10 vs. Temple, 12-7-96
Had a double-double: Alvin Jones, 20 pts./16 rebs. vs. Virginia, 3-9-01

The Last Time the Jackets

Scored 100 or more points: Tech scored 111 vs. Clemson, 1-24-01
Allowed 100 or more points: Clemson scored 108, 1-24-01
Shot 60 percent or better: 62.8 (27-43) vs. NC State, 1-2-99
Grabbed 50 or more rebounds: 57 vs. Harvard, 12-28-00
Had at least 25 assists: 31 vs. Morgan State, 12-23-00
Blocked 10 or more shots: 10 vs. Maryland, 1-6-00
Had at least 15 steals: 15 vs. Manhattan, 11-15-95
Had fewer than 10 turnovers: 9 vs. North Carolina, 2-3-01
Had five players in double-figures in points: Clemson, 1-24-01
Won by at least 30 points: Harvard (90-59), 12-28-00
Won by at least 40 points: Wofford (92-49), 11-17-00
Played an overtime game: Wake Forest, 1-13-01 (won 95-89)
Defeated a Top 25 team: Virginia (12/12), 3-9-01 (74-69)

The Lilburn, Ga., native enjoyed perhaps his best game of the season in Tech's second meeting with Maryland, matching his season high with 28 points (8-of-11 FG, 3-of-3 3FG, 9-of-12 FT) with four assists and four rebounds. Against Virginia, he snuffed out the Cavaliers' Donald Hand, who went 0-for-9 from the floor, scored just 2 points and had 6 turnovers.

Akins, an honorable mention all-ACC selection, added a strong performance in the ACC Tournament, averaging 16.5 points, 5.5 rebounds and 5.0 assists while hitting nine treys in the two games

Babul is the Rock

Jon Babul has been called "the glue" and "the rock" of Georgia Tech's team by Wake Forest coach Dave Odom.

The 6-7 senior stepped forward in conference play this season, averaging 6.8 points and 3.9 rebounds and getting almost 40 percent of his points at the free throw line (40-of-53, 75.5 percent). He has committed just 28 turnovers, a team low which translates into one every 20.8 minutes.

In the 10 games of the regular season, Babul averaged 7.2 points and 4.4 rebounds, hitting 23 of 45 field goals (51.1 percent) and dishing out 13 assists. Left open on many occasions against Virginia, Babul scored nine points, including a critical second-half three-pointer. He hit two more treys against Duke, and has five for the season.

Undersized for a power forward, Babul turned in the best game of his career against an ACC team at Clemson, scoring 14 points in Georgia Tech's 111-108 victory. Babul went 5-of-7 from the floor, including a three-pointer, and 3-for-3 from the free throw line. He also matched a season high with six rebounds and dished three assists before fouling out.

Fittingly, he helped seal Tech's ACC Tournament win over Virginia by hitting two free throws with 18 seconds left that extended Tech's lead to four points. Babul is one of Tech's best free throw shooters, hitting 80 percent from the line. He has scored 41.2 percent of his points from the free throw line, highest on the team.

Jones Gets 1,000 on the Boards

Alvin Jones has become only the second player in Georgia Tech history to accumulate 1,000 points and 1,000 rebounds in his career. His 14 rebounds against NC State (Feb. 17) put him over the milestone and alongside Malcolm Mackey (1990-93) as the only two Tech players to accomplish the feat.

Jones stands second in career rebounds at Tech and 17th in ACC history with 1,063. He is also 19th in Tech history with 1,304 points. Mackey finished his career with 1,734 points and 1,205 rebounds.

Jones, who leads the ACC in rebounding with 10.3 per game, has had double figure rebounds in 15 of 29 games, with a high of 18 against North Carolina, one off his career best the most by any ACC player this season.

Jones Joins Select ACC Company

Alvin Jones is only the fourth player in Atlantic Coast Conference history to surpass 1,000 points, 1,000 rebounds and 400 blocked shots in a career. The first three were Clemson's Tree Rollins, Virginia's Ralph Sampson and Wake Forest's Tim Duncan.

The 6-11 senior has risen to 17th all-time among ACC players in rebounds at 1,063. He needs just five rebounds to jump two places into the 15th position.

Basketball Jones

Alvin Jones is enjoying his finest season as a Yellow Jacket, capped by his selection to the all-ACC first team as well as the ACC all-defensive team.

The 6-11 senior leads the ACC in rebounding at 10.3 per game (10.7 in ACC games), which ranks 11th in the nation. He has reached double digits in rebounds in nine of the last 11 games, averaging 12.8 during that stretch. That includes an 18-board effort at North Carolina, the most by any ACC player this year.

Jones has led the Jackets in scoring seven times this season, and is third on Tech's

NOTING GEORGIA TECH

Tech's Career Leaders

Three-Point Field Goals

1. Dennis Scott (1988-90)	351
2. Travis Best (1992-95)	258
3. Matt Harpring (1995-98)	211
4. Tony Akins (1999-present) ...	202
5. Drew Barry (1993-96)	179
6. Jon Barry (1991-92)	176
7. Jason Floyd (1997-00)	169
8. Shaun Fein (2000-present) ...	140
9. Michael Maddox (1995-98)	133
10. Kenny Anderson (1990-91)	113
11. T.J. Vines (1998-present)	108
12. Brian Oliver (1987-90)	105

Rebounds

1. Malcolm Mackey (1990-93)	1,205
2. Alvin Jones (1998-present) 1,063	
3. Matt Harpring (1995-98)	997
4. Jim Caldwell (1963-65)	993
5. Rich Yunkus (1969-71)	955
6. Tom Hammonds (1986-89)	885
7. James Forrest (1992-95)	846
8. John Salley (1983-86)	798
9. Eddie Elisma (1994-97)	762
10. Bruce Dalrymple (1984-87)	744

Assists

1. Drew Barry (1993-96)	724
2. Travis Best (1992-95)	692
3. Craig Neal (1984-88)	659
4. Brian Oliver (1987-90)	538
5. Mark Price (1983-86)	510
6. Kenny Anderson (1990-91)	454
7. Bruce Dalrymple (1984-87)	446
8. Jim Thorne (1969-71)	410
9. Tony Akins (1998-present) ...	378
10. John Salley (1983-86)	319

ACC Career Blocked Shot Leaders

Player, School	Years	G	Blk.	Avg.
1. Tim Duncan, WF	1994-97	128	481	3.76
2. Ralph Sampson, UVa	1980-83	132	462	3.50
3. Tree Rollins, CL	1974-77	110	450	4.09
4. Alvin Jones, GT	1998-00	123	424	3.45
5. Mike Gminski, DU	1977-80	122	345	2.83
6. Derrick Lewis, MD	1985-88	127	339	2.67
7. Elden Campbell, CL	1987-90	123	334	2.72

ACC Career Blocked Shots Per Game

Player, School	Years	G	Blk.	Avg.
1. Tree Rollins, CL	1974-77	110	450	4.09
2. Tim Duncan, WF	1994-97	128	481	3.75
3. Alvin Jones, GT	1998-00	123	424	3.45
4. Sharone Wright, CL	1992-94	92	288	3.13
5. Joe Smith, MD	1994-95	64	190	2.97

squad and 14th in the ACC with a 13.6 points per game average (13.1 in ACC games).

He is one of only three ACC players (Joseph Forte of North Carolina and Delvon Arrington of Florida State are the others) to have led their teams in scoring, rebounding and assists in a single game this season. Jones turned the trick at Clemson with 26 points, 7 rebounds and 6 assists.

Double-Doubles

Alvin Jones is the ACC's career leader among active players in double-doubles with 32, having done it six times in the last 11 games and eight times against ACC opposition this year, most recently a 20-point, 12-rebound effort against Virginia in the ACC Tournament quarterfinals.

Jones also notched double-doubles in both games against Wake Forest (17 points/10 rebounds and 11 points/13 rebounds), both games against Maryland (15/14 and 11/11) and also against North Carolina (16 points, 18 rebounds), Florida State (26 points, 14 rebounds) and NC State (13 points, 14 rebounds).

Akins Third Tech Player With 1,000 Points

Tony Akins went over the 1,000-point plateau for his career at Wake Forest on Feb. 14, the 32nd Tech player to do so all-time. He now has 1,114 in two-plus seasons (28th in Tech history), joining Alvin Jones in passing the milestone this year.

Alvin Jones went over the 1,000-point barrier for his career on Dec. 6 against Georgia, becoming the 31st Tech player to do so. The 6-11 senior center has 1,304 career points (19th in Tech history).

Three players on Tech's current team have 1,000 career points. Shaun Fein, including two years at Stonehill College, has 1,683.

Lane Comes Up Big in Wins

Freshman Halston Lane continues to come up big in big games for Georgia Tech. In Tech's last three ACC wins of the regular season, the 6-4 rookie has come off the bench to score 15 points against No. 6 Virginia, 13 against NC State and eight against Clemson.

The Oak Ridge, Tenn., native averaged 11.1 points and shot 58.0 percent (29-of-50) in Tech's eight ACC wins this season.

On Feb. 17 against NC State, Lane scored five of his 13 points in a key second-half stretch in which the Yellow Jackets came from a 35-32 deficit to lead 42-35. Lane's layup and free throw tied the game at 35-35, and he added a pair of foul shots to put the Jackets ahead, 37-35, and assisted on a subsequent basket by Alvin Jones for a 39-35 lead. He hit 4-of-6 field goals and 4-of-6 free throws in the game.

Lane hit 6-of-10 field goals to help Georgia Tech to a 62-56 win over the No. 6 Cavaliers. He scored 7 of his points in the final five minutes of the game while the Jackets were holding the Cavaliers to just four points during that stretch.

All of Lane's biggest games this season have come in key wins against important opponents, starting with 9 against UCLA on Dec. 2. He scored 23 vs. Kentucky, 10 in the first meeting at Virginia, 21 in a win over Wake Forest, 17 at Clemson and 15 in the second meeting with Virginia. Only two of his eight double figure scoring efforts have come in Tech losses (11 vs. North Carolina on Jan. 2 and 12 vs. Duke on Feb. 21).

A Case for the Defense

Georgia Tech has held 32 of its last 35 opponents under 50 percent. Only Clemson (51.7 percent on Jan. 24), Wake Forest (50 percent on Feb. 14) and Florida State (51.0 percent on Feb. 28) have managed to hit the mark against the Jackets in that stretch.

This season, Georgia Tech has held 12 opponents under 40 percent shooting from the floor, including all three meetings with Virginia this season (35.1, 38.6 and 35.8), NC State (31.7 percent) on Feb. 17.

Tech has twice held opponents under 30 percent this season: UCLA managed just 28.6 percent in Tech's 72-67 win, and Wofford with 25.5 percent in the season opener, and came close to that with Idaho State

NOTING GEORGIA TECH

Tech vs. Ranked Teams

(AP, ESPN/USA rankings at time of game)

D.19	at Stanford (3/3) L, 66-80
J.2	North Carolina (13/14) L, 70-84
J.6	at Maryland (17/17) L, 80-93
J.9	at Virginia (10/9) W, 73-68
J.13	Wake Forest (6/6) W, 95-89
J.20	Duke (2/2) L, 77-98
F.3	at North Carolina (4/4) L, 69-82
F.6	Maryland (13/13) W, 72-62
F.11	Virginia (6/9) W, 62-56
F.14	at Wake Forest (23/15) L, 65-81
F.21	at Duke (4/3) L, 54-98
M.9	#Virginia (12/12) W, 74-69
M.10	#North Carolina (6/5) L, 63-70

#neutral court

Tech's First-Year Head Coaches

Year	Coach	Record
1908-09	John Heisman 1-6
1919-20	Wm. Alexander 7-10
1920-21	Joe Bean 4-10
1924-25	Harold Hansen 4-12
1926-27	Roy Mundorf 17-10
1943-44	Dwight Keith 14-4
1946-47	Roy McArthur 12-11
1951-52	Whack Hyder 7-15
1973-74	Dwane Morrison 5-21
1981-82	Bobby Cremins 10-16
2000-01	Paul Hewitt 17-12

Jackets in the NBA

Nine former Yellow Jackets are currently active in the NBA. Only four other schools have more alumni active in the NBA. In addition to the nine currently active, Drew Barry spent time with the Golden State Warriors and Atlanta Hawks last year, while John Salley won his fourth championship ring as a member of the Los Angeles Lakers.

Player	Team	Yrs in NBA
Kenny Anderson	. Boston Celtics 9
Jon Barry Sacramento Kings 8
Travis Best Indiana Pacers 5
Jason Collier Houston Rockets R
Matt Geiger Philadelphia 76'ers 8
Dion Glover Atlanta Hawks 1
Tom Hammonds	.. Minnesota Timberwolves 11
Matt Harpring Cleveland Cavaliers 2
Stephon Marbury	New Jersey Nets 4

(30.6) and Harvard (30.1).

Tech has defended the perimeter well. Twelve opponents have managed no better than 30 percent from three-point range, including Stanford (6-of-20), North Carolina (4-of-14 and 4-of-14), Maryland (3-of-13), Virginia (6-of-25 and 3-of-18), Wake Forest (4-of-19), NC State (4-of-18) and Clemson (5-of-19).

For the season, Tech has allowed opponents just 40.8 percent from the floor and 32.3 percent from three-point range, 2nd in the ACC.

All is Fein in the End

Four times this season, all in big games, Shaun Fein scored arguably the biggest basket of the game, most recently against 13th-ranked Maryland.

Fein nailed a three-point field goal at the 2:39 mark that gave the Yellow Jackets a 64-60 lead over the Terrapins in a game Tech would win 72-62. The shot followed two key plays on the defensive end for Fein, who blocked a baseline jumper by Juan Dixon and stripped the ball from Terence Morris.

Earlier, on Jan. 13, he came up with a running one-hander and foul shot with 43 seconds left against No. 6 Wake Forest. His three-point play put Tech ahead 80-78 in a game the Jackets won 95-89 in overtime.

His three-point basket as the shot clock hit zero at No. 10 Virginia gave the Jackets a 71-65 lead with 48 seconds left in the 73-68 win. On Dec. 9, he sank the game-winning field goal from the left baseline with 1.3 seconds left as Tech downed Kentucky, 86-84.

Big Wins Dot First Season Under Hewitt

In its first season under head coach Paul Hewitt, Georgia Tech has accomplished much, not the least of which was its first victory at Clemson since 1993, two conference wins on the road after 16 straight losses and five wins over ranked teams.

Tech has defeated three teams ranked in the Top 10 at the time (Virginia twice and Wake Forest) for the first time since the 1993-94 season, and had its most conference victories (8) since 1996.

Georgia Tech opened some eyes by defeating two of the nation's all-time best programs, Kentucky and UCLA, in December. But the Yellow Jackets made the entire country take notice with their performance against No. 10 Virginia and No. 6 Wake Forest in back-to-back games in January, and again with their consecutive wins over 13th-ranked Maryland on Feb. 6 and No. 6 Virginia on Feb. 11.

For the first time since the 1985 ACC Tournament, Tech upended two Top-10 teams in back-to-back games with its win at Virginia (73-68) on Jan. 9 and a 95-89 win over No. 6 Wake Forest Jan. 13. Tech had not beaten two teams ranked in the Top 25 in consecutive games since February of 1996, defeating 12th-ranked North Carolina and 8th-ranked Wake Forest.

Jones Hits Record Free Throw Mark

Alvin Jones is the all-time leading free throw shooter, in terms of attempts, at Georgia Tech.

The 6-11 senior, who has attempted 713 charity tosses in his career and made 410 (6th on the all-time list), broke the record for attempts on Feb. 14 at Wake Forest, passing the mark of 675 set by Matt Harpring from 1995-98. Harpring also holds the Tech record for free throws made (508).

For the second straight season, Jones has attempted more free throws (218) than any ACC player.

Jones Causes High Attrition Rate

Nine post men have fouled out guarding Alvin Jones this season, most recently Travis Watson of Virginia in the ACC Tournament. The list also includes Watson during the regular season, Jared Reiner of Iowa, Marvin Stone of Kentucky, Michael Canady of Morgan State, Lonny Baxter of Maryland, Ray Henderson of Clemson, and Mike Mathews and David Anderson of Florida State.

Another group of seven players, including Anthony Evans of Georgia, Doug Silva of Idaho State, Onnie Mayshak of Harvard, Brendan Haywood of North Caro-

NOTING GEORGIA TECH

Career Games Played/Started

Player	Games	Starts
Jon Babul (Sr.)	99	61
Shaun Fein (Sr. *)	59	57
Alvin Jones (Sr.)	123	117
Darryl LaBarrie (Sr. *)	71	1
Winston Neal (Jr.)	15	0
T.J. Vines (Sr.)	123	18
Tony Akins (Jr.)	90	85
Patrick Harpring (Jr.)	8	0
Michael Isenhour (Jr. *)	38	0
Clarence Moore (So.)	35	5
Robert Brooks (Fr.)	29	0
Halston Lane (Fr.)	29	0
Marvin Lewis (Fr.)	29	28

*at Georgia Tech

Career Free Throws Made

1. Matt Harpring (1995-98)	508
2. Rich Yunkus (1969-71)	484
3. Roger Kaiser (1959-61)	446
4. Bobby Kimmel (1954-57)	424
Mark Price (1983-86)	424
6. Alvin Jones (1998-present) ..	410
7. John Salley (1983-86)	397
8. Travis Best (1992-95)	393
9. Brian Oliver (1987-90)	383
10. Tom Hammonds (1986-89)	374

Career Free Throw Attempts

1. Alvin Jones (1998-present) ..	713
2. Matt Harpring (1995-98)	675
3. John Salley (1983-86)	627
4. Rich Yunkus (1969-71)	614
5. Bobby Kimmel (1954-57)	593

Jones' Career Summary

Category	Total	Place
Games	123	14th
Games started	117	9th
Minutes	3,850	11th
Points	1,304	19th
Rebounds	1,063	2nd
Rebound Avg.	8.6	7th
Field Goals	447	—
Field Goal Att.	915	—
Field Goal Pct.489	21st
Free Throws	410	6th
Free Throw Att.	744	1st
Assists	170	—
Blocked Shots	424	1st
Steals	87	22nd

lina, Baxter (on Jan. 6), Shoemaker and Carlos Boozer of Duke, have finished the game with four fouls each.

In two games vs. Tech, Baxter scored a total of 10 points on 4-of-14 shooting from the floor and 2-of-4 from the line. Jones held Haywood to just seven points in the two regular season games against North Carolina.

One-Man SWAT Team

Alvin Jones, who broke Georgia Tech's career blocked shot record late in his sophomore season, rejected eight shots against Maryland on Jan. 6, a season high and a career high against an ACC opponent.

The 6-11 senior has had at least one block in every game this season and averages 3.44 per game (3.19 in ACC games), which ranks 9th nationally. He has failed to block a shot only five times his entire career, three last season and two as a sophomore.

It took only 60 games for Jones to become Tech's all-time leader, breaking the record of John Salley (243 from 1983-86) late in his sophomore season. He now has 424 rejections in 123 games, fourth on the ACC list, for a career average of 3.45 per game.

Bench a Necessary Component for Tech

Playing with a 10-man rotation this year, Georgia Tech has come to rely more on its bench for scoring. Tech is getting 20.4 points per game from its reserves this season, roughly 25 percent of its total scoring output.

The Yellow Jackets got 35 and 38 from the bench in their two games with Clemson, the team's best efforts of the season behind a 39-point night in Tech's 86-84 win over Kentucky in December.

When the Jackets win, the bench average is 24.5. In losses, the bench has averaged 14.7. Tech is 11-4 this season when its bench outscores the opposition's reserves, 6-8 when it does not.

Different Guy Every Night

Tech has had six different players lead the team in scoring this season, another design of the Yellow Jackets' style of play.

Tony Akins has topped Tech in 11 games, including seven of the last 10 games. Alvin Jones has led Tech eight times, including four straight games against NC State, Duke, Clemson and Florida State.

Shaun Fein has led Tech on seven occasions, including his 22-point effort against Clemson on Senior Day, which was the first time since Jan. 9 at Virginia, and most recently with 18 points against North Carolina in the ACC Tournament. Jon Babul is the only starter who has not led Tech in scoring in a game this season.

Three times this season, Tech has been led in scoring by a reserve, and the Jackets won each time. Halston Lane came off the bench to score 21 points in Tech's first meeting against Wake Forest and had 23 against Kentucky. Darryl LaBarrie led the Jackets with 13 points against Idaho State.

With the Assist

All of Tech's players have participated in the Yellow Jackets' high scoring efforts not just by scoring, but by distributing the ball.

Tech's average of 16.44 assists per game ranks 4th in the ACC. Its percentage of assists to field goals (63.0) is second in the ACC. Tech's season high is 31 on 34 field goals vs. Morgan State.

Only three Tech teams have ever assisted on as many as 65 percent of the team's field goals for an entire season.

You Can't Stop Him ...

... You can only hope to contain him. Darryl LaBarrie continues to give Georgia Tech offense off the bench, averaging 5.2 points on 46.5 percent shooting this season.

Though he ranks 7th on the team in scoring average, he ranks 5th in points per

NOTING GEORGIA TECH

Individual ACC Rankings

Scoring

1. Joseph Forte, UNC	21.6
10. Tony Akins, GT	14.5
13. Shaun Fein, GT	13.6
Alvin Jones, GT	13.6

Rebounding

1. Alvin Jones, GT	10.1
--------------------------	------

Field Goal Percentage

1. Carlos Boozer, DU605
----------------------------	------

Free Throw Percentage

1. Juan Dixon, MD884
-------------------------	------

3-Point Field Goal Percentage

1. Jason Williams, DU449
2. Shane Battier, DU	
3. Tony Akins, GT423
6. Shaun Fein, GT404

Assists

1. Steve Blake, MD	7.03
6. Tony Akins, GT	4.21

Blocked Shots

1. Brendan Haywood, UNC	3.68
2. Alvin Jones, GT	3.44

3-Point Field Goals Made Per Game

1. Jason Williams, DU	3.30
Shane Battier, DU	3.30
4. Tony Akins, GT	2.66
5. Shaun Fein, GT	2.48

Team ACC Rankings

Category	Rank	Avg.
Scoring offense	6	76.1
Scoring margin	6	+3.0
Field Goal Percentage	7428
3-Pt. Field Goal Pct.	3377
3-Pt. Field Goals Per Game ...	2	8.86
Free Throw Percentage	4687
Scoring defense	6	73.1
Field Goal Pct. Defense	4408
3-Pt. FG Pct. Defense	2323
Assists	4	16.44
Turnover Margin	5	+0.41
Blocked Shots	4	4.66
Steals	4	8.07
Assist/TO Ratio	5	1.04

40 minutes (15.1).

He gave the Yellow Jackets a lift in the ACC Tournament by averaging 11.0 points and 3.0 rebounds in the two games. He poured in 13 points on 5-for-10 shooting in the quarterfinal win over Virginia, in which he scored 12 of his 13 points in the second half, including a three-pointer with 1:31 left gave put Tech ahead for good at 69-67. He then contributed nine points, four rebounds and a career-high (at Tech) five assists in the semifinals against North Carolina.

The 6-3 senior started the season averaging 6.0 points in the first three games, then went scoreless in three straight games and didn't get off the bench against Kentucky.

Since then, LaBarrie has given the Jackets a 13-point effort against Idaho State, 14 against Morgan State, a career-high 15 against No. 17 Maryland and 7 points at No. 10 Virginia. He canned 7-of-8 field goals against the Terps and played 23 minutes, the second highest of his career, then hit 3-of-5 against Virginia. He scored 7 points, including a key basket at the 1:05 mark and three free throws at Clemson, and added 4 and 6, respectively, in Tech's wins over Maryland and Virginia.

Vines Solid off the Bench

T.J. Vines matched a career high against an ACC team with 12 points against Clemson on Feb. 25, hitting 5 of 8 shots (2-of-4 from three). Vines has averaged 5.6 points and shot 11-for-24 from the floor in his last five games after going 0-for-11 in the four games prior to that.

Against NC State, he hit 2-of-4 from the floor, both field goals coming on layups in the final minute of the first half to give Tech a 31-29 lead at halftime over NC State. Vines also scored 8 at Wake Forest, 9 at Clemson and has a 10-point game against Duke to his credit. He had five points in Tech's ACC quarterfinal win over Virginia, and then three points, two rebounds, two assists and a steal in the semifinals against North Carolina.

The 5-10 senior isn't counted on for scoring normally, but he provides lots of intangibles to help Georgia Tech. In fact, Vines has been scoreless in eight games this season, but had 22 assists and nine steals in those games.

The Woodstock, Ga., native has averaged 4.0 points and 1.9 assists this season. He is also the most tenacious defender Tech has on the perimeter, and leads the team with 39 steals.

Tech Fights Uphill Battle on Boards

Rebounding has been a problem for Georgia Tech this season because of its size aside from the 6-11 Alvin Jones, but the Yellow Jackets have held their own on the boards most of the time. Tech won or played even in the battle of the boards in six of 16 ACC games: Virginia (39-35), Wake Forest (40-39), Duke (37-37 and 45-42), Florida State (35-34) and NC State (39-38).

The teams who have gained a significant advantage on the boards against Tech were Iowa, Stanford, North Carolina (both regular season meetings), Maryland (first meeting) and NC State, which coincidentally resulted in its biggest margins of defeat, the Duke games notwithstanding.

Tech's struggles are most pronounced on the offensive glass, where the Rambling Wreck has gotten just 11.6 per game this season, which ranks next-to-last in the league. The Jackets did their best jobs on the offensive glass at North Carolina (17) and at Duke (18), but both were losses.

Jones, averaging 10.3 rebounds per game, leads the ACC.

Experience Counts

Georgia Tech's roster includes five seniors in Alvin Jones, Shaun Fein, Jon Babul, T.J. Vines and Darryl LaBarrie. That represents Tech's largest senior class since the 1975-76 season, when the roster included seven seniors.

Tech also has the most senior starters in the ACC, with three on the lineup for a total of 89 starts. Duke has the next most with 65.

Lewis Shows Poise Beyond Years

NOTING GEORGIA TECH

2000-01 Honors

Shaun Fein

Stanford Invitational all-tournament
ACC Player of the Week (Jan. 15)
Honorable Mention All-ACC

Alvin Jones

All-ACC First Team
ACC All-Defensive Team
ACC All-Tournament Second Team
Stanford Invitational all-tournament
ACC Player of the Week (Jan. 29)
NABC All-District (second-team)

Tony Akins

ACC Player of the Week (Feb. 12)
Honorable Mention All-ACC

Marvin Lewis

ACC Rookie of the Week
(Nov. 20, 27; Dec. 25; Jan. 29)

Halston Lane

ACC Rookie of the Week
(Dec. 11, Jan. 15, Feb. 12)

Tech Bench Scoring

Opponent	W/L	Pts.	Leader
Wofford	W	26	Vines, 9
Charleston So.	W	16	LaBarrie, 9
Davidson	W	26	Brooks, 8
Iowa	L	7	Brooks, 7
UCLA	W	9	Lane, 9
Georgia	L	18	Brooks, 7
Kentucky	W	39	Lane, 23
Idaho State	W	28	LaBarrie, 13
Stanford	L	10	Vines, 5
Morgan St.	W	31	Lane, 8
Harvard	W	28	Brooks, 9
N. Carolina	L	16	Lane, 11
Maryland	L	20	LaBarrie, 15
Virginia	W	22	Lane, 10
Wake Forest	W	26	Lane, 21
NC State	L	4	LaBarrie/Vines, 2
Duke	L	32	Vines, 10
Clemson	W	35	Lane, 17
Florida State	W	9	LaBarrie, 5
N. Carolina	L	13	LaBarrie, 8
Maryland	W	11	LaBarrie/Brooks, 4
Virginia	W	23	Lane, 15
Wake Forest	L	18	Brooks, 10
NC State	W	25	Lane, 13
Duke	L	14	Lane, 12
Clemson	W	38	Akins/Lewis, 14
Florida State	L	6	Vines, 4
Virginia	W	25	LaBarrie, 13
North Carolina	L	18	LaBarrie, 9

Avg. ppg for bench: 20.4 (593 pts.)
Avg. in Tech wins: 24.5 (417 pts.)
Avg. in Tech losses: 14.7 (176 pts.)

Freshman Marvin Lewis has grabbed a starting role and made the most of it, averaging 8.9 points and 4.5 rebounds while making 37.5 percent of his three-point field goal attempts. He ranks third among ACC freshmen in both scoring and rebounding.

The 6-3 freshman, playing small forward for the Jackets, helped lift the Jackets over Clemson on Feb. 25 with 14 points on 5-of-7 shooting from the floor. It was his highest scoring game since getting 15 in a Tech win over Wake Forest on Jan. 13.

Among his top games this year have been 13 and 11 in wins over Clemson and Florida State in January, and 12 against No. 13 Maryland on Feb. 6. He went scoreless against NC State for the first time this year, but did an excellent defensive job on Damien Wilkins, helping hold the Wolfpack's second-leading scorer to just 2 points.

Named ACC Rookie of the Week four times, he is second among conference freshmen in scoring, and third in rebounding and assists. Lewis would 2nd in free throw percentage (87.8) among all players, but falls just below the ACC minimums to be listed. He has made 88.9 percent of his free throws (24 of 27) in ACC games.

He has reached double figures in 15 games overall this season, with a season high of 22 against Davidson (6-of-7 from three-point range). Despite a height disadvantage, Lewis has reached double figures in rebounds three, recording 10 each against Wofford, UCLA and Duke, and has led the Jackets in five games. His 4.5 rebounds per game is second on the team only to Alvin Jones.

Lewis came to Tech from Montrose Christian School in Germantown, Md., where he was coached by Stu Vetter, who was the high school coach of former Tech great Dennis Scott, Tech's all-time three-point field goal leader.

Precocious Freshmen

Georgia Tech has gotten solid contributions from its freshmen this season, with Marvin Lewis grabbing a starting role and forwards Robert Brooks and Halston Lane making contributions off the bench.

The ACC's Rookie of the Week honor has gone to a Tech freshman seven times this season. Lewis earned the recognition four times, most recently on Jan. 29, and Lane garnered the honor for the third time on Feb. 13. No one else has received the honor more than twice.

Brooks, a 6-9 native of Saginaw, Mich., has given the Jackets much-needed help on the front line, averaging 3.1 rebounds with 11 blocks and 15 steals while shooting 50.0 percent from the floor. Having gained 20 pounds to 215 since his arrival at Tech, Brooks is averaging almost 15 minutes off the bench.

Lane, a 6-4 native of Oak Ridge, Tenn., leads the Tech reserves in scoring (fifth overall) with 6.8 points per game, has shot 38.8 percent from three-point range and 74.5 percent from the free throw line. He was named ACC Rookie of the Week three times.

Shootout vs. Clemson Set Records

In a shootout that was the fifth-highest scoring game ever between two Atlantic Coast Conference teams, Georgia Tech defeated Clemson, 111-108, for its first win in eight tries at Littlejohn Coliseum since Mar. 7, 1993.

The combined 219 points matched the highest ever for an ACC game involving Tech, tying marks for points scored and given up set in a 111-108, double-overtime Tech win over Florida State in 1999.

The Yellow Jackets set a school record for three-point baskets in a game, hitting 17 in 31 attempts (54.5 percent), one shy of the ACC mark. That included 13 in the first half as Tech took a 59-53 lead into the locker room.

Most Points by Two ACC Teams

234	Maryland 124, NC State 110	1979
231	Wake Forest 122, Duke 109.....	1975
225	Duke 114, Maryland 111 (ot).....	1990

NOTING GEORGIA TECH

NCAA WEST BRACKET

ST JOSEPH'S HAWKS

Seed: No. 9

Head Coach: Phil Martelli

Record at School:

106-77 (6 years)

Overall Record:

106-77 (6 years)

2000-01 Overall Record: 25-6

Conference: Atlantic 10

Conf. Record/Finish: 14-2, 1st

Rank: No. 23 in ESPN/USA Today
poll

Bid: At-Large

Last NCAA Appearance:

1997, regional semifinals

NCAA Tournament Record: 14-19

Series with Georgia Tech: 0-0

Common Opponents with Tech

None

Probable Starters

F #21 Frank Wilkins (6-9, Sr.)

6.0 PPG, 3.4 RPG

F #24 Bill Phillips (6-10, Jr.)

11.9 PPG, 9.1 RPG

C #25 Damian Reid (6-9, Jr.)

9.2 PPG, 6.5 RPG

G #14 Jameer Nelson (6-0, Fr.)

12.4 PPG, 6.3 APG

G #11 Marvin O'Connor (6-4, Jr.)

21.6 PPG, 3.7 RPG

221 NC State 121, Wake Forest 100..... 1966

219 Georgia Tech 111, Clemson 108 2001

219 Georgia Tech 111, Florida State 108 (2 ot) 1999

219 NC State 130, Wake Forest 89..... 1983

Moore to Seek Medical Red-shirt

Sophomore forward Clarence Moore, who fractured a bone in his left foot in early September and returned to play against UCLA, will sit out the remainder of the 2000-01 season and seek a medical red-shirt.

The 6-4 sophomore sustained the injury in a pickup game on Sept. 3. He was in a hard cast for three weeks after surgery to place a pin in the bone. Moore, who played in five games and averaged 1.4 points and 1.2 rebounds in December, has not played since the Stanford Invitational and underwent a second operation on Feb. 15.

Ten Players in Rotation

Tech has started the same five players in every game but one this season: 5-11 junior Tony Akins and 6-3 senior Shaun Fein at the guards, 6-3 freshman Marvin Lewis and 6-7 senior Jon Babul at the forwards, and 6-11 senior Alvin Jones at center.

The one exception was Tech's final home game against Clemson when head coach Paul Hewitt started all five Yellow Jacket seniors, replacing Akins and Lewis in the lineup with T.J. Vines and Darryl LaBarrie.

Hewitt has used a regular rotation of 10 players, with all of them averaging at least nine minutes a game, and actually used 11 while sophomore forward Clarence Moore was in the lineup.

Dialing Long Distance

Georgia Tech owns the third-longest active streak in the nation for consecutive games with at least one three-point field goal. Tech's streak has reached 440 games. The last team to hold the Jackets without a three-point field goal was Virginia in the 1987 ACC Tournament.

UNLV, Vanderbilt and Princeton are the only schools to have at least one three-pointer in every game since the rule was put in for the 1986-87 season.

Consecutive Games Scoring a Three-Point Field Goal (March 4)

475-UNLV, Nov. 26, 1986 to present

472-Vanderbilt, Nov. 28, 1986 to present

440-Georgia Tech, March 13, 1987 to present

438-Kentucky, Nov. 28, 1988 to present

412-Princeton, Nov. 29, 1986 to present

Perfect Games

Four Tech players have posted perfect shooting games from the floor this season with at least five field goal attempts. Robert Brooks added his name to the list by going 5-for-5 for 10 points against Wake Forest Feb. 14.

Alvin Jones hit all seven of his field goal attempts against Morgan State and scored 17 points. Against Idaho State, Shaun Fein and Darryl LaBarrie each went 5-for-5 from the floor. Fein's total included one three-point attempt and two free throws (13 points), while LaBarrie canned two treys and was 1-for-2 from the line (13 points) in his performance off the bench.

Tech Signs Five Early

Georgia Tech signed five players during the November early signing period. Joining the fold will be 6-4 guard Barry Elder of Madison, Ga., 6-6 forward Isma'il Muhammad of Atlanta, 6-7 forward Ed Nelson of Fort Lauderdale, Fla., 6-10 center Michael Southall of West Salem, Wis., and 6-6 guard Anthony Vasser of Birmingham, Ala.

From the Left ...

For the second year in a row, Georgia Tech features three left-handed players on its roster. Tony Akins, Clarence Moore and Halston Lane all shoot left-handed. Last season, Akins, Moore and Jason Collier were the southpaws on the squad.

NOTING GEORGIA TECH

NCAA WEST BRACKET

STANFORD CARDINAL

Seed: No. 1

Head Coach: Mike Montgomery

Record at School: 316-145 (15 years)

Overall Record: 470-222 (23 years)

2000-01 Overall Record: 28-2

Conference: Pac 10

Conf. Record/Finish: 16-2, 1st

Rank: No. 1 in both polls

Bid: Automatic

Last NCAA Appearance:

2000, second round

NCAA Tournament Record: 13-8

Series with Georgia Tech:

Stanford leads 2-1

Last Meeting:

12-19-00, Stanford 80-66

Common Opponents with Tech

	Tech	Stanford
Duke	hL 77-98	nW 84-83
	aL 54-98	
UCLA	nW 72-67	hL 79-73
		aW 85-79
Georgia	hL 70-75	nW 71-58

UNC GREENSBORO SPARTANS

Seed: No. 16

Head Coach: Fran McCaffery

Record at School: 34-24 (2 years)

Overall Record: 83-63 (7 years)

2000-01 Overall Record: 19-11

Conference: Southern Conference

Conf. Record: 10-6

Bid: Automatic

Last NCAA Appearance: 1996

NCAA Tournament Record: 0-1

Series with Georgia Tech:

Tech leads 2-0

Last Meeting:

12-28-99, Tech 97-73

Common Opponents with Tech

	Tech	UNCG
NC State	aL 60-72	aL 76-77
	hW 69-54	
Davidson	hW 92-61	W 69-68
		W 63-61
		nW 73-68
Wofford	hW 92-49	W 80-56

Akins is the third left-handed point guard Tech has had in the last 10 years, following Kenny Anderson and Travis Best.

Southern Comfort

Georgia Tech's basketball roster, which for the fourth consecutive year is without a player from New York, has taken on a very home-state and Southern look.

Of the 13 players on Tech's roster, six are native Georgians, all from metropolitan Atlanta. Senior Alvin Jones is from Florida, freshman Clarence Moore is from Louisiana and freshman Halston Lane is from Tennessee.

Jon Babul (North Attleboro, Mass.), Shaun Fein (Centerville, Mass.), Marvin Lewis (Germantown, Md.) and Robert Brooks (Saginaw, Mich.) are the only Jackets not from the Southeastern United States.

Non-Conference Streak Snapped at 13

Georgia Tech's 75-70 loss to Georgia on Dec. 6 snapped the Yellow Jackets' 13-game winning streak against non-conference teams at Alexander Memorial Coliseum at McDonald's Center.

Georgia Tech is 117-5 against non-conference opposition at Alexander Memorial Coliseum since the beginning of the 1981-82 season. The only non-conference teams to win at the Thrillerdome during that period are Georgia (Dec. 6, 2000), Penn State (March 18, 1998) Richmond (Dec. 22, 1987), Louisville (Jan. 15, 1989) and the College of Charleston (Jan. 16, 1993).

Tech in the Thrillerdome

Georgia Tech is finishing its 45th season at Alexander Memorial Coliseum at McDonald's Center in 2000-01, and the Yellow Jackets were 11-3 on their home court this season. The Jackets have a record of 445-150 (.747) in the facility, which opened Nov. 30, 1956 with a 71-61 Tech loss to Duke.

Since the beginning of the 1981-82 season, Tech is 208-50 (.805) in its on-campus home, including an 11-3 mark last season. The Jackets are 117-5 against non-conference opponents at the Thrillerdome since 1981-82.

NCAA TOURNAMENT HISTORY

GEORGIA TECH IN THE NCAA TOURNAMENT

Record: 16-11

NCAA Tournament Appearances: 11 (1960, 1985-93, 1996)

Most Consecutive NCAA Tournaments: 9, 1985-93

Most Consecutive Post-Season Appearances: 11, 1984-94

Sweet 16: 6 (1960, 1985, 1986, 1990, 1992, 1996)

Elite Eight: 2 (1985, 1990)

Final Four: 1 (1990)

1959-60 (1-1), Mideast

Sweet 16

- Defeated Ohio, 57-54, Mideast Regional, Louisville, Ky. (Roger Kaiser, 25 pts.)
- Lost to Ohio State, 69-86, Mideast Regional, Louisville, Ky. (Roger Kaiser, 27)

1984-85 (3-1), East No. 2 Seed

Final Eight

- Defeated Mercer, 65-58, East 1st Round, Atlanta, Ga. (Yvon Joseph, 19)
- Defeated Syracuse, 70-53, East 2nd Round, Atlanta, Ga. (Mark Price, 18)
- Defeated Illinois, 61-53, East Regional Semifinals, Providence, R.I. (Mark Price, 20)
- Lost to Georgetown, 54-60, East Regional Final, Providence, R. I. (John Salley, 15)

1985-86 (2-1), Southeast No. 2 Seed

Sweet 16

- Defeated Marist, 68-53, Southeast 1st round, Baton Rouge, La. (Mark Price, 20)
- Defeated Villanova, 66-61, Southeast 2nd round, Baton Rouge, La. (Mark Price, 20)
- Lost to Louisiana State, 64-70, Southeast Regional Semifinal, Atlanta, Ga. (Mark Price, 20)

1986-87 (0-1), Midwest No. 7 Seed

- Lost to Louisiana State, 79-85, Midwest 1st round, Chicago, Ill. (Tom Hammonds, 24)

1987-88 (1-1), East No. 5 Seed

- Defeated Iowa State, 90-78, East 1st round, Hartford, Conn. (Tom Hammonds, 33)
- Lost to Richmond, 55-59, East 2nd round, Hartford, Conn. (Dennis Scott, Brian Oliver, 15)

1988-89 (0-1), Midwest No. 6 Seed

- Lost to Texas, 70-76, Midwest 1st round, Dallas, Tex. (Brian Oliver, 24)

1989-90 (4-1), Southeast No. 4 Seed

Final Four

- Defeated East Tennessee State, 99-83, Southeast 1st round, Knoxville, Tenn. (Dennis Scott, 36)
- Defeated Louisiana State, 94-91, Southeast 2nd round, Knoxville, Tenn. (Dennis Scott, 30)
- Defeated Michigan State, 81-80 (OT), Southeast Regional Semifinal, New Orleans, La. (Kenny Anderson, 31)
- Defeated Minnesota, 93-91, Southeast Regional Final, New Orleans, La. (Dennis Scott, 40)
- Lost to UNLV, 81-90, National Semifinal, Denver, Colo. (Dennis Scott, 29)

1990-91 (1-1), Midwest No. 8 Seed

- Defeated DePaul, 87-70, Midwest 1st round, Dayton, Ohio (Kenny Anderson, 31)
- Lost to Ohio State, 65-61, Midwest 2nd round, Dayton, Ohio (Kenny Anderson, 25)

1991-92 (2-1), Midwest No. 7 Seed

Sweet 16

- Defeated Houston, 65-60, Midwest 1st round, Milwaukee, Wis. (Jon Barry, 17)
- Defeated Southern Cal, 79-78, Midwest 2nd Round, Milwaukee, Wis. (Jon Barry, 20)
- Lost to Memphis State, 79-83 (OT), Midwest Regional Semifinal, Kansas City, Mo. (Jon Barry, 29)

1992-93 (0-1), West No. 4 Seed

- Lost to Southern, 93-78, West 1st Round, Tucson, Ariz. (Malcolm Mackey, 27)

1995-96 (2-1), Southeast No. 3 Seed

Sweet 16

- Defeated Austin Peay, 90-79, Southeast 1st Round, Orlando, Fla. (Matt Harpring, 27)
- Defeated Boston College, 103-89, Southeast 2nd Round, Orlando, Fla. (Stephon Marbury, 29)
- Lost to Cincinnati, 70-87, Southeast Regional Semifinal, Lexington, Ky. (Stephon Marbury, 15)

NCAA TOURNAMENT SUPERLATIVES

INDIVIDUAL BY TECH

Points: 40, Dennis Scott vs. Minnesota, 1990
Field Goals Made: 14, Dennis Scott vs. East Tennessee State, 1990
Field Goals Attempted: 32, Dennis Scott vs. LSU, 1990
Field Goal Percentage: .857 (6-7), Malcolm Mackey, vs. Southern California, 1992
3-Pt. Field Goals Made: 7, Dennis Scott vs. Minnesota and LSU, 1990
3-Pt. Field Goals Attempted: 14, Dennis Scott vs. UNLV, 1990
3-Pt. Field Goal Percentage: .857 (6-7), Stephon Marbury vs. Boston College, 1996
Free Throws Made: 19, Tom Hammonds vs. Iowa State, 1988
Free Throws Attempted: 21, Tom Hammonds vs. Iowa State, 1988
Free Throw Percentage: 1.000, (11-11) Roger Kaiser vs. Ohio University, 1960; (7-7) Bruce Dalrymple vs. Syracuse, 1985; (6-6) Mark Price vs. Syracuse, 1985; (5-5) John Salley vs. Georgetown, 1985
Rebounds: 19, Malcolm Mackey vs. Ohio State, 1991
Assists: 11, Drew Barry vs. Austin Peay, 1996
Blocked Shots: 5, Michael Maddox vs. Austin Peay, 1996
Steals: 4, James Forrest vs. Memphis State, 1992; Stephon Marbury vs. Boston College, 1996

TEAM BY TECH

Points: 103 vs. Boston College, 1996
Fewest Points: 54 vs. Georgetown, 1985
Fewest Points in a Win: 57 vs. Ohio University, 1960
Largest Victory Margin: 17 vs. Syracuse, 1985
Largest Losing Margin: 17 vs. Ohio State, 1960
Field Goals Made: 39 vs. East Tennessee State, 1990
Field Goals Attempted: 81 vs. LSU, 1990
Field Goal Percentage: .625 (30-48) vs. Southern California, 1992
Lowest Field Goal Percentage: .333 (19-57) vs. Richmond, 1988
3-Pt. Field Goals Made: 16 vs. Boston College, 1996
3-Pt. Field Goals Attempted: 28 vs. Boston College, 1996
3-Pt. Field Goal Percentage: .600 (6-10) vs. Iowa State, 1988
Free Throws Made: 36 vs. Iowa State, 1988
Free Throws Attempted: 42 vs. Iowa State, 1988
Free Throw Percentage: .917 (22-24) vs. Georgetown, 1985
Rebounds: 52 vs. LSU, 1990
Assists: 27 vs. Southern California, 1992; Boston College, 1996
Turnovers: 23 vs. Southern, 1993
Blocked Shots: 7 vs. Michigan State, 1990; Austin Peay, 1996
Steals: 11 vs. Illinois, 1985

INDIVIDUAL BY OPPONENTS

Points: 35, Willie Burton, Minnesota, 1990
Field Goals Made: 15, Willie Burton, Minnesota, 1990
Field Goals Attempted: 32, Lafester Rhodes, Iowa State, 1988
Field Goal Percentage: 1.000 (4-4), Charles Outlaw, Houston, 1992
3-Pt. Field Goals Made: 7, Darryl Joe, LSU, 1987
3-Pt. Field Goals Attempted: 14, Anfernee Hardaway, Memphis State, 1992
3-Pt. Field Goal Percentage: 1.000 (4-4), Chuck Murphy, DePaul, 1991
Free Throws Made: 9, Shaquille O'Neal, LSU, 1990
Free Throws Attempted: 12, Peter Woolfolk, Richmond, 1988; Shaquille O'Neal, LSU, 1990; Anfernee Hardaway, Memphis State, 1992; Danya Abrams, Boston College, 1996
Free Throw Percentage: 1.000, (7-7) Jerv Vaughn Scales, Southern, 1993; (6-6) Kenny Wilson, Villanova, 1986; (6-6) Harold Miner, Southern California, 1992; (6-6) Tony Madlock, Memphis State, 1992
Rebounds: 18, Perry Carter, Ohio State, 1991; Jerv Vaughn Scales, Southern, 1993
Assists: 11, Pearl Washington, Syracuse, 1985
Blocked Shots: 5, Charles Outlaw, Houston, 1992
Steals: 5, Derrick Taylor, LSU, 1986; Leonard White, Southern, 1993

TEAM BY OPPONENTS

Points: 93 by Southern, 1993
Fewest Points: 53 by Syracuse and Illinois, 1985; Marist, 1986
Fewest Points in a Win: 59 by Richmond, 1988
Field Goals Made: 39 by Minnesota, 1990
Field Goals Attempted: 81 by Southern, 1993
Field Goal Percentage: .546 (36-65) by Ohio State, 1960
Lowest Field Goal Percentage: .354 (23-65) by Houston, 1992
3-Pt. Field Goals Made: 11 by East Tennessee State, 1990
3-Pt. Field Goals Attempted: 28 by East Tennessee State, 1990; Southern, 1993
3-Pt. Field Goal Percentage: .667 (10-15) by UNLV, 1990
Free Throws Made: 23 by Southern, 1993
Free Throws Attempted: 31 by Boston College, 1996
Free Throw Percentage: 1.000 (11-11) by Villanova, 1986
Rebounds: 54 by Ohio University, 1960
Assists: 23 by LSU, 1987
Turnovers: 19 by Marist, 1986; Illinois, 1985; Mercer, 1985
Blocked Shots: 10 by LSU, 1990
Steals: 14 by Southern, 1993

TONY AKINS

Guard • 5-11, 182 • Junior
Lilburn, Ga. • Berkmar H.S.

#3



AT TECH

Three-year starter at point guard . . . Excellent long-range shooter with great quickness . . . Tech's third left-handed point guard of last decade, following Kenny Anderson and Travis Best.

Became the 32nd 1,000-point scorer in school history and now stands 28th with 1,114 . . . Ranks fourth in Tech history in career three-point field goals (202) . . . Also ranks in Tech's career Top 20 in assists (9th with 378) and steals (15th with 114).

2000-01

Honorable mention all-ACC . . . Tech's leading scorer, averaging 14.5 points per game, which ranks 10th in the ACC . . . Even better in conference games with a 15.4 scoring average, which ranks 6th in the league . . . Averages 4.2 assists per game (6th in the ACC) . . . Excellent long-range shooter, hitting 42.3 percent from the beyond the arc (3rd in the ACC) and averaging 2.5 treys per game (4th in the ACC) . . . Second on the team with 35 steals.

Stepped up his play considerably over the latter part of the season . . . Since Feb. 1, he has averaged 18.4 points per game and shot 50 percent (61-122) from the field and 47.8 percent (33-69) from three-point range . . . Led Tech in scoring in 11 games on the season, more than any other player, including seven of the last eight games of the regular season.

Scored a season-high 28 points to lead Tech to a 72-67 victory at UCLA in the Wooden Classic . . . Hit eight of 15 shots from the field, including four three-pointers, and also contributed five assists and four rebounds . . . Kept Tech in the game early by scoring 16 of the Jackets' 22 first-half points.

22 first-half points.

Named ACC Player of the Week after sensational performances in Tech's back-to-back wins over No. 13 Maryland and No. 6 Virginia, averaging 23.5 points in the two victories . . . Tied his season-high with 28 points against the Terrapins as he connected on eight of 11 shots from the field and 9-of-12 from the line . . . Hit all three of his three-point attempts, including an NBA-length blast with the shot clock running down that gave Tech a five-point lead with 1:09 to play . . . Also completed a conventional three-point play that put the Jackets ahead to stay with 5:43 left . . . Followed with 19 points in the Jackets' win over Virginia as he went 7-for-10 from the floor and 4-for-6 from the line while holding Cavalier point guard Donald Hand to zero field goals and just two points.

Averaged 16.5 points and 5.0 assists in two ACC Tournament games . . . Made nine of 21 (.429) three-point attempts in the two games . . . Scored 16 points and added six assists in the quarterfinal win over Virginia . . . Netted 17 points on 5-for-11 shooting (including 5-for-10 on three-point attempts) in the semifinals against North Carolina.

Managed to pull off the four-point play, making a three-point field goal while getting fouled and hitting the free throw, once in each of Tech's victories over UCLA and Kentucky . . . Against Kentucky, his four-point play erased a 63-60 deficit in the second half and ignited a 23-7 Tech run . . . Also pulled off the trick late in the first half against UCLA, erasing a 20-16 deficit.

PERSONAL

Full name is Anthony Jewell Akins . . . Born July 3, 1980 . . . Parents are Jewell and Myong Akins . . . Majoring in Management.

CAREER HIGHS

Points: 33

Florida State, 2-21-00

Field Goals: 11

Florida State (11-18), 2-21-00

Field Goals Attempted: 21

Florida State (6-21), 2-11-99

Field Goal Percentage: .727

Maryland (8-11), 2-7-01

3-Pt Field Goals: 9

Florida State (9-14), 2-21-00

3-Pt Field Goals Attempted: 14

Florida State (9-14), 2-21-00

3-Point Field Goal Pct.: .800

Mercer (4-5), 11-19-99

Free Throws: 9

Maryland (9-12), 2-7-01

Free Throws Attempted: 12

Maryland (9-12), 2-7-01

Iona (8-12), 12-27-98

Free Throw Percentage: 1.000

Georgia (8-8), 12-13-98

Wofford (8-8), 12-22-99

Rebounds: 8

Wake Forest, 1-13-01

Assists: 9

Citadel, 11-20-98

Charleston Southern, 11-16-98

Florida State, 2-11-99

Blocked Shots: 1

Louisville, 2-14-99

Michigan, 12-1-99

Georgia, 12-8-99

Steals: 6

Kentucky, 12-19-98

CAREER STATISTICS

Year	G-GS	MP-Avg	FG-FGA	Pct	3P-3PA	Pct	FT-FTA	Pct.	O- D	Reb	Avg	As	Avg	TO	Bl	St	TP	Avg
1999	31-31	1100-35.5	108-344	.316	57-198	.288	76-114	.667	18-96	114	3.7	148	4.8	138	1	44	349	11.3
2000	30-26	929-31.0	111-301	.369	68-185	.368	55-71	.775	26-73	99	3.3	108	3.6	86	2	35	345	11.5
2001	29-28	842-29.0	136-307	.443	77-182	.423	71-96	.740	11-89	100	3.4	122	4.1	76	0	35	420	14.5
Total	90-85	2871-31.9	355-952	.373	202-565	.358	202-281	.719	55-258	313	3.5	378	4.2	300	3	114	1,114	12.4


TONY AKINS GAME-BY-GAME

2000-01..... MP	FG	3FG	FT	O-R	A	TO	Bl	St	Pts										
Wofford* 25	3-6	2-3	2-2	0-1	5	1	0	1	10	NC State* 34	2-13	1-8	3-4	3-4	2	5	0	1	8
Char So* 29	5-8	3-4	2-2	0-5	8	2	0	4	15	Wake Forest* 33	2-7	1-5	0-2	0-3	4	3	0	0	5
Davidson* 23	7-10	3-4	0-0	1-4	4	0	0	2	17	N. Carolina* 31	5-10	1-5	0-0	3-6	4	2	0	2	11
Iowa* 29	5-9	3-5	2-5	0-2	3	3	0	2	15	Clemson* 35	7-18	2-10	2-2	1-5	4	5	0	2	18
UCLA* 35	8-15	4-10	8-11	1-4	5	3	0	0	28	Florida A&M..... 23	4-12	1-6	2-2	2-3	1	1	0	1	11
Georgia* 26	1-12	0-7	0-0	0-1	6	1	0	1	2	Virginia..... 29	2-5	0-2	5-6	0-2	2	3	0	2	9
Kentucky* 26	3-12	2-7	2-3	0-2	5	4	0	1	10	Duke 21	2-8	1-3	3-4	1-1	1	4	0	1	8
Idaho State* 22	3-7	1-3	0-0	0-4	5	2	0	2	7	Maryland 35	4-9	4-6	5-6	0-4	3	4	0	1	17
Stanford* 30	3-9	1-6	4-4	0-2	5	2	0	0	11	Florida State* 35	11-18	9-14	2-4	1-6	1	4	0	0	33
Morgan State* ... 23	2-7	2-5	0-0	0-2	6	3	0	2	6	NC State* 23	1-5	1-3	5-6	1-2	1	3	0	1	8
Harvard* 24	7-11	5-6	0-0	0-5	3	3	0	2	19	Wake Forest* 30	4-7	3-5	0-2	1-1	3	2	0	1	11
N. Carolina* 33	7-13	6-10	3-4	1-5	1	3	0	1	23	N. Carolina* 37	4-9	3-8	0-0	0-1	2	1	0	2	11
Maryland* 33	6-15	4-11	4-5	0-3	2	3	0	1	20	Clemson* 38	3-10	3-10	0-2	1-1	5	3	0	2	9
Virginia* 31	1-8	0-5	4-4	0-3	6	4	0	2	6	Florida State* 33	4-14	3-10	0-0	1-3	6	2	0	2	11
Wake Forest* 37	4-12	1-7	5-9	0-8	4	1	0	0	14										
NC State* 32	3-8	3-6	4-4	2-5	4	5	0	0	13	1998-99..... MP	FG	3FG	FT	O-R	A	TO	Bl	St	Pts
Duke* 28	3-11	2-5	1-2	1-4	4	1	0	1	9	Chrleston So.* 32	5-12	3-7	7-11	0-4	9	4	0	1	20
Clemson* 13	0-4	0-4	0-0	0-2	6	1	0	0	0	Citadel* 34	8-14	6-12	1-1	0-7	9	2	0	0	23
Florida State* 30	4-8	2-5	1-2	0-3	3	2	0	2	11	New Orleans*(ot) 44	4-12	3-5	4-5	0-2	7	8	0	4	15
N. Carolina* 33	8-18	2-6	0-0	2-7	5	4	0	0	18	West Virginia* ... 37	4-9	2-5	1-2	0-4	5	2	0	1	11
Maryland* 35	8-11	3-3	9-12	0-4	4	8	0	1	28	Washington* 37	3-15	2-8	5-7	0-3	3	9	0	0	13
Virginia* 34	7-10	1-4	4-6	2-3	4	3	0	3	19	App. State.* (ot) 44	10-17	4-6	4-6	0-3	4	5	0	2	28
Wake Forest* 31	5-10	3-8	3-4	0-0	2	4	0	1	16	Georgia* (ot)..... 39	6-13	4-8	8-8	1-7	7	8	0	2	24
NC State* 30	6-9	3-5	2-2	0-3	1	2	0	0	17	Wofford* 37	2-11	1-5	5-8	1-5	8	2	0	1	10
Duke* 31	6-17	4-8	3-3	0-1	2	3	0	0	19	Kentucky* 38	2-12	1-9	3-4	0-3	2	4	0	6	8
Clemson 22	5-8	2-4	2-2	0-2	4	3	0	1	14	N. Carolina* 34	1-10	1-5	2-2	1-1	2	2	0	0	5
Florida State* 34	6-15	6-10	2-2	1-4	5	0	0	4	20	Hofstra* 29	3-10	1-2	0-0	0-7	2	10	0	1	7
Virginia* 33	5-13	4-11	2-5	0-7	6	0	0	1	16	Iona * 36	3-8	2-5	8-12	1-5	4	4	0	4	16
North Carolina* .. 30	5-11	5-10	2-3	0-4	4	5	0	0	17	Mt. St. Mary's*... 27	1-5	0-1	0-0	0-2	7	5	0	0	2
										NC State* 33	2-5	1-4	0-1	0-3	6	5	0	1	5
1999-2000 MP	FG	3FG	FT	O-R	A	TO	Bl	St	Pts	Duke* 31	4-7	2-5	2-4	1-2	1	4	0	2	12
Mercer* 31	6-11	4-5	0-2	0-2	8	2	0	2	16	Florida State* 29	3-14	1-8	0-0	1-5	3	8	0	0	7
Grambling* 26	4-10	2-7	0-0	0-2	7	2	0	2	10	Wake Forest* 35	4-12	0-6	6-10	2-5	7	3	0	1	14
Washington* 31	2-7	2-7	0-0	0-4	7	4	0	2	6	Maryland* 38	2-11	1-6	2-2	1-6	6	6	0	2	7
Kansas* 37	5-14	3-5	4-5	0-2	5	2	0	3	17	Virginia* 37	3-7	2-5	1-2	0-1	3	1	0	0	9
Michigan* 35	6-14	1-5	6-6	2-5	3	3	1	0	19	Clemson* 38	5-11	4-10	0-1	0-2	4	1	0	0	14
Georgia* 32	4-15	3-10	0-0	1-5	3	2	1	1	11	N. Carolina* 35	3-13	1-7	2-2	1-4	5	5	0	1	9
Stanford* 38	6-13	2-4	2-2	2-6	3	4	0	0	16	NC State* 34	2-8	0-3	2-2	1-5	6	4	0	2	6
Morehead St.* ... 30	4-7	4-7	2-2	2-4	3	2	0	0	14	Duke* 35	3-12	1-6	3-4	0-3	6	3	0	2	10
Wofford* 33	1-8	1-6	8-8	1-6	4	2	0	0	11	Florida St.* (2ot) 49	6-21	4-13	2-4	1-3	9	9	0	3	18
UNC-G* 30	3-5	3-3	2-2	2-5	4	2	0	0	11	Louisville* 32	2-8	2-7	2-5	1-5	4	4	1	1	8
Lafayette* 29	1-4	1-3	4-4	1-5	5	3	0	1	7	Wake Forest* 29	2-10	0-5	0-0	0-3	5	1	0	0	4
Kentucky* 34	4-13	4-9	0-0	0-2	2	4	0	0	12	Maryland* 38	2-12	1-9	0-0	1-1	4	4	0	2	5
Virginia* 27	3-9	2-6	0-0	0-3	3	2	0	1	8	Virginia* (ot) 31	2-8	0-3	1-4	3-4	2	3	0	3	5
Duke* 25	2-9	0-4	0-0	0-4	4	4	0	1	4	Clemson* 38	4-11	3-9	3-4	0-3	3	3	0	1	14
Maryland* 24	3-8	2-3	0-0	0-2	2	4	0	0	8	N. Carolina* 35	4-14	4-10	0-0	1-1	2	6	0	1	12
Florida State* 30	2-9	1-6	0-0	0-0	6	2	0	4	5	Oregon* 35	3-12	0-4	2-3	0-5	3	3	0	0	8

JON BABUL

Forward • 6-7, 232 • Senior-R
North Attleboro, Mass.
North Attleboro H.S.

#23



AT TECH

Hard-nosed forward who is not known for his scoring but provides excellent defense and rebounding . . . Tech's emotional leader who was called the team's "glue" and "rock" by Wake Forest head coach Dave Odom . . . Under-sized for a power forward but plays excellent position defense . . . Tenacious rebounder, especially on the offensive glass . . . Nearly half of his career rebounds have been offensive.

Has been hampered by injuries in his career, but has stayed relatively healthy this season . . . Was limited to 17 games last season by a strained quadriceps and bursitis in his hip . . . Underwent off-season surgery to remove the bursa . . . Redshirted during the 1997-98 season after suffering a broken bone in his foot over the summer.

2000-01

Started every game and is averaging 5.7 points and 3.4 rebounds per game . . . More productive in ACC games with 6.8 points and 3.9 rebounds per game . . . Vastly improved from the free throw line, shooting 80.0 percent after hitting only 53 percent his first three seasons . . . Has scored 41.2 percent of his points at the free throw line, highest percentage on the team . . . Hit 24 of 27 free throws in ACC play (89 percent) . . . Takes good care of the basketball with just 28 turnovers, fewest among Tech's regulars . . . Averaged 7.2 points and 4.4 rebounds and shot 51.1 percent from the field over the last 10 games of the regular season.

Scored a season-best 14 points in Tech's win at Clemson for his career high in an ACC game . . . Hit a three-pointer in that game and had two key baskets in the final three minutes, going 5-for-7 from the field and 3-for-3 from the line . . . Had nine points and two blocked shots in Tech's victory over sixth-ranked Virginia, including a three-pointer . . . Made two three-pointers against Duke . . . Scored nine points and grabbed a season-high eight rebounds against Clemson on Senior Day . . . Shot 56 percent (15-for-27) from the field for the last six games and 51 percent (23-for-45) for the final 10 games . . . Scored just four points in Tech's two ACC Tournament games, but helped seal the quarterfinal win over Virginia by sinking a pair of free throws with 18 seconds left that extended a two-point lead to four.

PERSONAL

Full name is Jonathan Ryan Babul (pronounced BAY-bull) . . . Born November 25, 1977 in Attleboro, Mass. . . . Son of Michael and Joan Babul . . . Identical twin brother, Mike, played basketball at Massachusetts through last season . . . Mike is six minutes older than Jon . . . Dean's List student who completed requirements for his bachelor's degree in Management in the fall and is now enrolled in graduate classes . . . Named to the Atlantic Coast Conference All-Academic team and the ACC Academic Honor Roll . . . Hopes to begin a coaching career next year while attending graduate school.

CAREER HIGHS

Points: 16

New Orleans, 11-27-98

Field Goals: 6

New Orleans (6-9), 11-27-98

Field Goals Attempted: 9

New Orleans (6-9), 11-27-98

Field Goal Percentage: .800

Morgan State (4-5), 11-26-96

3-Pt Field Goals: 2

Temple (1-2), 12-7-96

3-Pt Field Goals Attempted: 4

Morehead State (1-4), 12-18-99

Free Throws: 6

Charleston Southern (6-6), 11-21-00

North Carolina (6-7), 1-2-01

Duke (6-6), 1-20-01

Free Throws Attempted: 8

Radford (made 5), 11-29-96

Rebounds: 12

Mount St. Mary's, 12-30-98

Citadel, 11-20-98

Assists: 6

Wofford, 11-22-96

Blocked Shots: 3

Florida State, 1-11-99

Steals: 3

Charleston Southern, 11-21-00

Morgan State, 12-23-00

CAREER STATISTICS

Year	G-GS	MP-Avg	FG-FGA	Pct	3P-3PA	Pct	FT-FTA	Pct.	O- D	Reb	Avg	As	TO	Bl	St	TP	Avg
1997	26-6	505-19.4	17-66	.258	4-25	.160	18-30	.600	41-31	72	2.8	26	39	10	4	56	2.2
1998	REDSHIRTED																
1999	27-26	782-29.0	52-132	.394	4-18	.222	35-70	.500	75-88	163	6.0	36	51	10	15	143	5.3
2000	17-0	271-15.9	24-52	.462	2- 7	.286	12-22	.545	28-38	66	3.9	9	19	3	10	62	3.6
2001	29-29	583-20.1	46-131	.351	5-17	.294	68-85	.800	44-56	100	3.4	37	28	15	18	165	5.7
Total	99-61	2141-21.6	139-381	.365	15-67	.224	133-207	.643	188-213	401	4.1	108	137	38	47	426	4.3

JON BABUL GAME-BY-GAME

2000-01..... MP	FG	3FG	FT	O-R	A	TO	Bl	St	Pts
Wofford* 16	1-3	0-0	3-4	1-5	2	1	1	2	5
Char So* 21	3-8	0-0	6-6	2-4	2	0	2	3	12
Davidson* 22	1-5	0-0	2-2	1-4	0	2	0	1	4
Iowa* 5	0-0	0-0	0-0	0-0	0	1	0	0	0
UCLA* 19	1-8	0-2	0-0	0-2	0	1	2	2	2
Georgia* 13	0-3	0-0	0-0	0-1	1	1	0	0	0
Kentucky* 20	2-5	0-0	5-6	1-4	1	0	0	0	9
Idaho State* 19	3-3	1-1	2-2	0-4	2	0	1	0	9
Stanford* 16	0-1	0-0	0-0	0-1	1	0	0	0	0
Morgan State* ... 18	2-5	0-1	5-5	2-4	5	0	0	3	9
Harvard* 15	0-6	0-0	3-4	3-4	2	0	0	1	3
N. Carolina* 22	1-5	0-0	6-7	2-2	0	2	2	0	8
Maryland* 30	3-8	0-0	3-4	2-3	1	1	1	1	9
Virginia* 9	0-3	0-0	2-2	0-0	1	0	0	0	2
Wake Forest* 26	3-8	0-0	1-2	3-4	1	0	1	0	7
NC State* 27	1-4	0-0	0-0	2-6	3	2	1	0	2
Duke* 19	1-7	0-1	6-6	4-6	0	1	0	0	8
Clemson* 30	5-7	1-1	3-3	5-6	3	1	0	0	14
Florida State* 28	1-3	0-1	6-10	3-7	2	0	0	1	8
N. Carolina* 27	2-6	0-1	3-6	2-3	0	0	1	0	7
Maryland* 20	0-2	0-0	2-2	0-3	2	1	0	0	2
Virginia* 20	3-7	1-2	2-2	0-3	1	1	2	0	9
Wake Forest* 23	4-6	0-2	0-0	1-3	2	1	0	0	8
NC State* 21	2-3	0-0	0-0	0-3	1	4	0	1	4
Duke* 10	2-3	2-2	0-0	0-2	0	1	0	0	6
Clemson* 29	3-6	0-1	3-5	4-8	2	2	0	0	9
Florida State* 24	1-2	0-0	3-4	5-6	0	4	1	0	5
Virginia* 20	1-4	0-2	2-2	0-1	1	1	0	1	4
North Carolina* .. 15	0-0	0-0	0-1	1-1	1	0	0	2	0

1999-2000 MP	FG	3FG	FT	O-R	A	TO	Bl	St	Pts
Mercer 9	2-5	0-0	1-3	3-5	0	1	0	1	5
Grambling 18	1-2	0-1	0-0	1-6	2	5	0	0	2
Washington 16	3-5	0-1	0-0	1-6	1	0	0	0	6
Kansas 14	2-6	0-0	0-0	3-4	0	1	1	0	4
Michigan 20	2-4	1-1	3-4	4-4	1	0	0	1	8
Georgia 16	2-4	0-0	0-2	4-6	1	0	0	0	4
Stanford 17	1-2	0-0	1-2	1-4	0	0	1	0	3
Morehead St. 25	1-4	1-4	2-2	2-7	3	2	0	2	5
UNC-G 18	1-2	0-0	0-0	2-3	0	2	0	1	2
Lafayette 14	1-1	0-0	0-0	0-4	0	0	0	0	2
Duke 20	1-6	0-0	2-2	2-2	1	1	0	0	4
Maryland 15	2-3	0-0	2-2	1-2	0	3	0	2	6
Florida State 4	1-1	0-0	0-0	1-2	0	0	0	0	2
Florida State 23	2-4	0-0	0-0	2-4	0	1	0	2	4
NC State 15	1-2	0-0	0-2	0-2	0	3	0	0	2
Wake Forest 14	1-1	0-0	1-3	1-4	0	0	0	0	3
Florida State 13	0-0	0-0	0-0	0-1	0	0	1	1	0

Missed 13 games in 1999-2000 due to injury

1998-99..... MP	FG	3FG	FT	O-R	A	TO	Bl	St	Pts
Chrleston So* 32	2-4	0-1	2-7	3-7	0	3	0	1	6
Citadel* 33	3-6	0-0	0-1	6-12	1	0	0	0	6
New Orleans*(ot) 39	6-9	1-1	3-6	9-10	0	2	1	0	16
West Virginia* ... 40	4-7	0-1	2-4	6-10	1	3	1	0	10
Washington* 34	2-4	0-0	0-0	3-8	1	0	1	0	4
Missed four games with sprained ankle									
N. Carolina 30	3-3	1-1	2-2	3-4	0	1	0	0	9
Hofstra* 29	3-3	1-1	0-1	2-3	1	3	1	0	7
Iona* 37	2-8	0-2	1-2	1-6	2	1	0	2	5
Mt. St. Mary's* ... 35	0-4	0-1	0-0	4-12	5	1	0	0	0
NC State* 22	1-2	0-0	1-2	0-2	3	5	0	0	3
Duke* 32	0-7	0-1	0-1	5-8	4	3	0	0	0
Florida State* 26	1-4	0-1	2-4	3-6	2	2	3	1	4
Wake Forest* 30	3-5	0-2	1-2	2-4	0	1	0	1	7
Maryland* 19	0-0	0-0	0-0	1-5	1	6	1	0	0
Virginia* 36	4-8	0-0	4-5	2-9	3	3	0	2	12
Clemson* 23	1-4	0-1	2-5	2-6	1	1	0	0	4
N. Carolina* 28	3-6	0-1	3-6	3-5	0	1	0	2	9
NC State* 28	3-5	0-2	1-3	2-2	0	2	1	1	7
Duke* 32	2-7	1-1	0-2	2-4	1	2	0	1	5
Florida St.* (2ot) 36	2-6	0-0	2-3	4-6	3	0	0	0	6
Louisville* 13	1-2	0-0	0-0	0-2	1	2	0	0	2
Wake Forest* 32	1-4	0-1	1-2	2-5	1	0	1	0	3
Maryland* 25	1-7	0-0	2-2	3-8	1	1	0	2	4
Virginia* (ot) 23	1-6	0-0	2-4	3-4	0	3	0	1	4
Clemson* 23	1-7	0-0	2-4	3-9	1	2	0	1	4
N. Carolina* 22	0-0	0-0	2-2	1-3	1	0	0	0	2
Oregon* 23	2-4	0-0	0-0	0-3	2	3	0	0	4

1996-97..... MP	FG	3FG	FT	O-R	A	TO	Bl	St	Pts
Wofford* 29	1-4	0-2	0-0	2-2	6	0	1	0	2
Morgan State 20	4-5	1-1	0-0	4-6	0	2	1	0	9
Radford* 28	1-4	0-0	5-8	2-4	2	1	0	0	7
Georgia 22	0-1	0-1	1-2	2-5	2	0	0	1	1
Temple* 25	2-3	2-2	0-0	1-1	1	5	0	0	6
Maryland 26	2-4	1-2	2-2	1-4	4	2	1	0	7
Kentucky* 26	1-6	0-2	0-0	3-3	1	4	0	0	2
Hofstra 27	1-5	0-1	0-2	5-7	0	4	0	1	2
St. John's 12	0-1	0-1	0-0	0-1	0	1	0	0	0
UNC-G 11	0-3	0-1	4-6	4-7	0	3	0	0	4
Duke 17	0-1	0-1	0-0	1-2	0	1	0	0	0
Wake Forest 5	0-0	0-0	0-0	1-1	0	1	0	0	0
Louisville 18	1-3	0-1	0-1	1-2	1	1	1	0	2
Florida State* 28	0-3	0-2	2-2	1-2	2	0	2	0	2
North Carolina* .. 31	1-5	0-2	0-0	2-7	1	2	0	0	2
Virginia..... DNP—INJURED									
NC State 12	0-1	0-0	0-0	0-1	1	2	0	0	0
Clemson 19	0-0	0-0	0-0	1-1	1	1	0	0	0
Duke 18	0-2	0-1	0-0	3-3	1	1	1	0	0
Virginia 23	0-3	0-1	0-0	3-5	3	0	2	1	0
Florida State 17	0-0	0-0	0-0	0-1	0	1	0	0	0
North Carolina 15	1-4	0-3	1-2	0-0	0	3	0	0	3
Maryland 18	0-2	0-1	0-0	2-4	0	3	0	0	0
NC State 27	1-1	0-0	3-4	0-1	0	0	1	1	5
Wake Forest 6	0-1	0-0	0-0	0-0	0	0	0	0	0
Clemson 14	0-0	0-0	0-0	1-1	0	1	0	0	0
NC State 11	1-4	0-0	0-1	1-1	0	0	0	0	2

SHAUN FEIN

Guard • 6-3, 205 • Senior-R
Centerville, Mass. • Barnstable H.S.

1 1



AT TECH

Two-year starter at shooting guard who made key baskets in big games for the Yellow Jackets this season . . . Known primarily as a perimeter shooter but is a solid ball-handler and passer . . . This season improved his ability to drive to the basket . . . Ranks 8th in Tech history in career three-point field goals . . . Will compete in the ESPN Three-Point Shooting Contest at the Final Four.

Enrolled at Tech in the fall of 1998 after transferring from Stonehill College in North Easton, Mass., an NCAA Division II school . . . Earned Division II all-America honors in 1998 and was the conference Player of the Year . . . Led Stonehill to the NCAA Tournament for Division II, including a victory over New Hampshire College in the NCAA Northeast Regional before their season was ended by a double-overtime loss to Saint Rose in the regional final . . . Sat out the 1998-99 season in accordance with NCAA rules but practiced with the Yellow Jackets.

2000-01

Honorable mention all-ACC . . . Tech's second-leading scorer and the hero of victories over Kentucky and Virginia . . . Averaging 13.6 points per game, which ranks 13th in the ACC . . . Hitting 40.4 percent from three-point range (6th in the ACC), averaging 2.5 treys per game (5th in the ACC) . . . Topped 20 points in six contests . . . One of three 1,000-point

scorers on the Tech squad with 1,683 points, including 971 points in two seasons at Stonehill.

Hit the game-winning basket in Tech's 86-84 victory over Kentucky . . . With the score tied at 84-all, he took a pass in the corner, faked a shot, dribbled inside the three-point line and hit a 15-foot baseline jumper with just 1.8 seconds left . . . Finished with 18 points, four rebounds and two assists against the Wildcats, going 6-for-12 from the field with three treys.

Named ACC Player of the Week after leading Georgia Tech to back-to-back upsets of Top 10 teams as the Jackets knocked off 10th-ranked Virginia on the road and No. 6 Wake Forest at home . . . Averaged 20.5 points and 5.0 rebounds in the two contests while shooting 52 percent (14-27) from the field, including 7-for-14 on three-pointers . . . Poured in a game-high 25 points at Virginia and grabbed five rebounds . . . Connected on 10 of 18 shots from the field, including 5-of-9 treys . . . Nailed a 26-foot trey as the shot clock expired that gave Tech a 71-65 lead with 48 seconds to play . . . Added 16 points in the win over Wake Forest, highlighted by a three-point play to put Tech ahead, 80-78, with 43.1 seconds left in regulation and then four free throws in overtime . . . Turned in a key sequence late in Tech's win over Maryland with a blocked shot on Juan Dixon—Fein's only block of the season—recovery of a loose ball and then a three-pointer that put the Jackets ahead by four points with 2:39 to play.

Had 23 points in Tech's win at Clemson, when he hit 7-of-9 three-pointers . . . Then scored 22 points against the Tigers on Senior Day, capping the performance with the first dunk of his Tech career . . . Missed his first six shots before scoring 10 points in the final four minutes of the first half . . . Scored 24 points against third-ranked Stanford, hitting on 9-for-13 from the field, including 6-for-8 from three-point range . . . Opened the season with a career-best 32 points against Wofford, including seven treys.

Averaged 12.0 points in Tech's two ACC Tournament games, including a team-high 18 points in the semifinal loss to North Carolina . . . Struggled with his shooting for most of the tournament but fueled Tech's comeback against North Carolina with three second-half treys, including one that pulled Tech within one point at 64-63 with 48 seconds left.

PERSONAL

Full name is Shaun Roberts Fein (last name pronounced FINE) . . . Parents are Leo and Susan Fein . . . Older brother Mickey played quarterback at Maine and now plays Arena Football . . . Born July 13, 1978 . . . Majoring in Management and will graduate this semester.

CAREER STATISTICS

— At Stonehill —																	
Year	G-GS	MP-Avg	FG-FGA	Pct	3P-3PA	Pct	FT-FTA	Pct.	O- D	Reb	Avg	As	Avg	TO	Bl	St	TP Avg
1997	27-22	791-29.3	138-358	.385	67-177	.379	57- 78	.731	17-79	96	3.6	67	2.5	63	2	28	400 14.8
1998	29-29	906-31.2	186-460	.404	89-224	.397	110-143	.769	23-85	108	3.7	138	4.8	100	3	40	571 19.7
Total	56-51	1697-30.3	324-818	.396	156-401	.389	167-221	.756	40-164	204	3.6	205	3.7	163	5	68	971 17.3
— At Georgia Tech —																	
Year	G-GS	MP-Avg	FG-FGA	Pct	3P-3PA	Pct	FT-FTA	Pct.	O- D	Reb	Avg	As	Avg	TO	Bl	St	TP Avg
2000	30-28	931-31.0	103-267	.386	68-186	.366	45- 67	.672	16-84	100	3.3	103	3.4	59	6	32	319 10.6
2001	29-29	779-26.9	140-320	.438	72-178	.404	41- 59	.695	23-63	86	3.0	63	2.2	40	1	25	393 13.6
Total	59-57	1710-29.0	243-587	.414	140-364	.385	86-126	.683	39-147	186	3.2	166	2.8	99	7	57	712 12.1
ALL	115-108	3407-29.6	572-1405	.407	296-765	.387	253-347	.729	79-311	390	3.4	371	3.2	262	12	125	1683 14.6

SHAUN FEIN GAME-BY-GAME

2000-01	MP	FG	3FG	FT	O-R	A	TO	Bl	St	Pts
Wofford*	22	12-16	7-11	1-2	2-4	1	1	0	3	32
Char So*	15	4-6	2-3	1-1	0-2	3	1	0	0	11
Davidson*	25	3-10	1-7	1-2	1-3	2	0	0	1	8
Iowa*	32	2-8	0-5	2-4	1-2	4	2	0	2	6
UCLA*	21	5-11	1-6	2-2	1-7	1	2	0	0	13
Georgia*	25	8-17	5-10	1-4	2-3	1	2	0	1	22
Kentucky*	29	6-12	3-8	3-4	0-4	2	1	0	0	18
Idaho State*	17	5-5	1-1	2-2	0-2	2	1	0	1	13
Stanford*	32	9-13	6-8	0-0	0-2	3	0	0	0	24
Morgan State*	23	7-11	2-6	2-2	0-2	2	1	0	2	18
Harvard*	22	4-10	2-6	0-0	1-4	5	0	0	0	10
N. Carolina*	32	3-14	1-4	3-4	1-2	2	1	0	0	10
Maryland*	24	3-6	3-5	0-0	1-3	2	3	0	0	9
Virginia*	30	10-18	5-9	0-1	3-5	1	2	0	0	25
Wake Forest*	32	4-9	2-5	6-7	2-5	4	0	0	0	16
NC State*	30	3-11	2-7	0-0	0-0	1	1	0	0	8
Duke*	30	3-11	1-2	4-4	2-2	2	2	0	2	11
Clemson*	25	8-13	7-9	0-2	0-3	3	1	0	0	23
Florida State*	27	5-13	2-7	0-0	0-0	1	2	0	3	12
N. Carolina*	31	4-8	2-5	0-0	0-0	2	0	0	3	10
Maryland*	30	3-7	2-5	0-0	0-2	2	1	1	0	8
Virginia*	29	2-5	1-3	2-4	0-4	1	2	0	1	7
Wake Forest*	29	4-11	2-6	0-0	0-2	4	1	0	1	10
NC State*	31	4-9	2-4	0-0	1-5	2	0	0	1	10
Duke*	30	3-13	2-6	0-0	3-5	1	6	0	0	8
Clemson*	32	7-16	3-9	5-5	1-5	5	3	0	0	22
Florida State*	29	1-14	1-7	2-2	0-3	1	0	0	1	5
Virginia*	17	2-6	1-3	1-3	0-2	1	2	0	0	6
North Carolina*	28	6-17	3-11	3-4	1-3	2	2	0	3	18

1999-2000	MP	FG	3FG	FT	O-R	A	TO	Bl	St	Pts
Mercer*	24	3-7	3-6	0-3	0-2	4	3	0	3	9
Grambling*	26	5-12	4-10	5-6	0-3	4	1	0	0	19
Washington*	26	1-6	0-3	3-4	1-1	5	2	0	1	5
Kansas*	27	3-8	2-6	0-0	0-2	2	1	0	0	8
Michigan*	37	5-13	3-11	3-5	1-5	3	4	2	1	16
Georgia*	27	2-10	2-9	0-0	0-2	8	1	0	2	6
Stanford*	36	1-8	0-4	0-0	1-4	5	1	0	0	2
Morehead St.*	32	6-10	5-7	0-0	0-0	5	1	1	1	17
Wofford*	32	4-11	3-7	0-0	1-7	2	2	0	2	11
UNC-G*	25	3-6	2-4	2-2	0-3	2	0	1	1	10
Lafayette*	34	8-13	6-9	2-2	1-5	3	4	0	0	24
Kentucky*	34	3-12	2-9	0-0	0-4	4	1	0	0	8
Virginia*	30	0-3	0-2	2-2	0-4	1	6	0	0	2
Duke*	30	1-8	0-4	0-0	3-5	1	2	0	1	2
Maryland*	36	5-10	4-7	3-4	0-3	4	2	0	1	17
Florida State*	33	6-11	6-10	0-0	0-3	5	0	0	2	18
NC State*	33	3-5	1-3	1-2	0-1	4	1	0	2	8
Wake Forest*	33	4-10	3-8	1-2	0-2	1	5	0	2	12
N. Carolina*	38	3-14	0-7	0-0	0-1	2	4	1	0	6
Clemson*	30	3-7	2-6	0-0	1-2	3	2	0	2	8
Florida A&M*	31	4-12	2-9	5-6	2-7	4	1	0	6	15
Virginia*	30	4-7	1-3	1-2	0-3	0	2	0	0	10
Duke*	32	5-10	1-3	4-5	2-6	4	2	0	0	15
Maryland*	33	5-9	5-9	0-0	0-3	2	2	1	0	15
Florida State	20	0-2	0-2	0-2	1-1	3	1	0	2	0
NC State*	29	2-5	1-2	5-8	0-3	5	2	0	1	10
Wake Forest*	34	3-10	2-7	5-7	1-6	3	0	0	0	13
N. Carolina*	39	4-12	3-9	2-2	1-8	5	3	0	1	13
Clemson	27	3-7	2-4	0-0	0-3	5	1	0	1	8
Florida State*	33	4-9	3-6	1-3	0-1	4	2	0	0	12

CAREER HIGHS (at Tech)

Points: 32

Wofford, 11-17-00

Field Goals: 12

Wofford (12-16), 11-17-00

Field Goals Attempted: 18

Virginia (10-18), 1-9-01

Field Goal Percentage: .750

Wofford (12-16), 11-17-00

3-Pt Field Goals: 7

Wofford (7-11), 11-17-00

Clemson (7-9), 1-24-01

3-Pt Field Goals Attempted: 11

Michigan (3-11), 12-1-99

Wofford (7-11), 11-17-00

3-Pt Field Goal Pct.: .778

Clemson (7-9), 1-24-01

Free Throws: 6

Wake Forest (6-7), 1-13-01

Free Throws Attempted: 8

NC State (5-8), 2-24-00

Free Throw Percentage: 1.000

Duke (4-4), 1-20-00

Rebounds: 8

North Carolina, 3-1-00

Assists: 8

Georgia, 12-8-99

Steals: 6

Florida A&M, 2-5-00


Blocked Shots: 2

Michigan, 12-1-99

ALVIN JONES

Center • 6-11, 265 • Senior
Lakeland, Fla. • Kathleen H.S.

#4



AT TECH

All-Atlantic Coast Conference honoree and four-year starter at center who is one of college basketball's top shot blockers . . . Showed great improvement in his offensive skills as a senior . . . The leading shot blocker in Georgia Tech history with 424 . . . Broke the school record of 243, set by John Salley from 1983-86, in just 60 games . . . Stands fourth in ACC history . . . Career average of 3.45 blocks per game is third-best in ACC annals, bettered only by Clemson's Tree Rollins (4.09) and Wake Forest's Tim Duncan (3.75) . . . Has recorded four of the top five seasons for blocked shots in school history with 141 as a freshman, 107 as a sophomore, 100 as a senior and 76 as a junior.

Only the second player in Georgia Tech history top 1,000 points and 1,000 rebounds, joining Malcolm Mackey . . . One of only four players in ACC history with 1,000 points, 1,000 rebounds and 400 blocks, along with Rollins, Duncan and Ralph Sampson of Virginia . . . Ranks second to Mackey in career rebounds with 1,063, which is tops among active ACC players and 17th in league history . . . Stands 20th on Tech's career scoring list with 1,304 points . . . Has attempted more free throws than any player in Tech history (713) while ranking 6th in free throws made (410) . . . Ranks 9th in Tech history in games started and 11th in minutes played.

2000-01

First-team all-All-Atlantic Coast Conference . . . Only the second Yellow Jacket center ever to earn all-ACC honors and the first since John Salley made the second team in 1986 . . . Named to the ACC All-Defensive Team for the fourth straight year . . . Second-team all-district 5 by the NABC . . . Tech's top rebounder and second leading scorer, averaging a double-double with 13.6 ppg and 10.3 rpg . . . Second in the ACC in blocked shots after leading his first three years . . . Ranks

among the nation's Top 10 in blocks and rebounds . . . The second straight Yellow Jacket to lead the ACC in rebounding (10.3), following Jason Collier last year . . . Has 11 double-doubles on the year, including eight in ACC play . . . Topped 20 points in seven games . . . Averaged 12.4 rebounds over the last 11 games . . . Caused nine opposing centers to foul out . . . Has shot more free throws than any other ACC player.

Keyed Tech's ACC Tournament victory over Virginia with 20 points, 16 rebounds and six blocks . . . Had two baskets and two blocks in the final two minutes, along with an assist on Darryl LaBarrie's go-ahead three-pointer with 1:31 left . . . Added seven points and 16 rebounds in the semifinals against North Carolina . . . Averaged 13.5 points, 14.0 rebounds and 4.5 blocks in the two games and made the ACC All-Tournament second team

Named ACC Player of the Week for the second time in his career on Jan. 29 after outstanding efforts in Tech's wins over Clemson (Jan. 24) and Florida State (Jan. 27) . . . Also earned National Player of the Week honors from Dick Vitale . . . Poured in 26 points against the Tigers, along seven rebounds, three blocks and a career-best six assists . . . Hit a career-high 14 free throws on 19 attempts in the game . . . Also scored 26 points against the Seminoles on 8-for-11 shooting from the field and had 14 rebounds and four blocks . . . A total of four post players fouled out in the two games while trying to guard him . . . Had 24 points and 13 rebounds against Georgia . . . Narrowly missed triple-doubles against Harvard (13 points, 15 rebounds, eight blocks) and Maryland (15 points, 14 rebounds and eight blocks) . . . Had 16 points and 18 rebounds at North Carolina . . . Contributed 13 points, 14 rebounds, five blocks and five assists in win over NC State . . . Made the All-Tournament team at the Stanford Invitational.

PERSONAL

Full name is Alvin Robert Lamar Jones, III . . . Born September 9, 1978 in

CAREER HIGHS

Points: 28

Florida State, 2-11-99

Field Goals: 11

Oregon (11-17), 3-10-99

Field Goals Attempted: 17

Oregon (11-17), 3-10-99

Wake Forest (7-17), 1-13-01

Field Goal Percentage: 1.000

Morgan State (7-7), 12-23-00

Free Throws: 14

Clemson (14-19), 1-24-01

Free Throws Attempted: 19

Charleston So. (8-19), 11-16-98

Clemson (14-19), 1-24-01

Free Throw Percentage: 1.000

(6-6), Five times

Most recent: Maryland, 2-21-99

Rebounds: 19

Iona, 12-27-98

Assists: 6

Clemson, 1-24-01

Blocked Shots: 11

Winthrop, 11-24-97

Steals: 4

North Carolina, 12-22-98

Luxembourg, where his father was playing basketball at the time . . . Son of Alvin, Jr., and Josiane Jones . . . His father played four years at Gardner Webb in North Carolina . . . Sister Grace is a sophomore volleyball player at Marshall . . . Majoring in Management.

CAREER STATISTICS

Year	G-GS	MP-Avg	FG-FGA	Pct	3P-3PA	Pct	FT-FTA	Pct.	O- D	Reb	Avg	As	TO	Bl	St	TP	Avg
1998	33-31	1009-30.6	80-161	.497	0- 1	.000	64-115	.557	74-146	220	6.7	28	55	141	18	224	6.8
1999	31-28	1085-35.0	145-277	.523	0- 0	.000	105-201	.522	88-214	302	9.7	53	80	107	18	395	12.7
2000	30-29	911-30.4	91-205	.444	0- 1	.000	110-179	.615	85-156	241	8.0	43	99	76	24	292	9.7
2001	29-29	845-29.1	131-272	.482	0- 2	.000	131-218	.601	72-228	300	10.3	46	86	100	27	393	13.6
Total	123-117	3850-31.3	447-915	.489	0- 4	.000	410-713	.575	319-744	1,063	8.6	170	320	424	87	1,304	10.6

ALVIN JONES GAME-BY-GAME

2000-01..... MP	FG	3FG	FT	O-R	A	TO	Bl	St	Pts
Wofford* 24	6-11	0-0	2-4	3-9	1	1	4	0	14
Char So* 27	8-12	0-0	5-8	5-9	0	4	5	0	21
Davidson* 27	4-8	0-0	7-10	5-14	3	3	5	0	15
Iowa* 29	9-13	0-0	6-9	1-7	0	1	1	1	24
UCLA* 21	1-2	0-0	3-5	0-4	1	2	3	0	5
Georgia* 35	8-13	0-0	8-14	4-13	1	6	4	1	24
Kentucky* 21	1-4	0-0	3-6	1-8	0	1	1	1	5
Idaho State* 23	3-9	0-0	3-5	1-11	0	3	5	0	9
Stanford* 27	4-8	0-0	2-6	1-5	0	2	2	2	10
Morgan State* ... 27	7-7	0-0	3-4	3-8	1	3	2	0	17
Harvard* 26	4-6	0-0	5-7	5-15	4	4	8	3	13
N. Carolina* 31	3-12	0-0	5-8	0-8	2	3	3	1	11
Maryland* 29	5-7	0-0	5-10	4-14	2	2	8	2	15
Virginia* 26	3-5	0-0	3-6	2-6	1	3	2	0	9
Wake Forest*(ot) 39	7-17	0-1	3-4	3-10	0	5	4	2	17
NC State* 31	8-15	0-0	5-6	2-6	2	4	2	0	21
Duke* 14	3-6	0-0	7-10	0-5	3	2	1	0	13
Clemson* 30	6-8	0-0	14-19	2-7	6	2	3	0	26
Florida State* 34	8-11	0-0	10-15	4-14	2	6	4	2	26
N. Carolina* 29	5-15	0-1	6-9	7-18	1	3	2	2	16
Maryland* 31	2-5	0-0	7-13	2-11	1	4	3	2	11
Virginia* 31	1-4	0-0	0-0	1-14	1	4	4	2	2
Wake Forest* 32	3-8	0-0	5-7	2-13	3	2	1	0	11
NC State* 34	5-9	0-0	3-6	0-14	5	3	5	1	13
Duke* 33	2-9	0-0	1-6	2-11	2	4	3	1	5
Clemson* 30	0-6	0-0	2-4	3-9	1	1	3	1	2
Florida State* 34	3-12	0-0	5-9	1-9	1	2	3	1	11
Virginia* 35	9-14	0-0	2-6	3-12	1	2	6	1	20
North Carolina* .. 35	3-16	0-0	1-2	5-16	1	4	3	1	7

1999-2000 MP	FG	3FG	FT	O-R	A	TO	Bl	St	Pts
Mercer* 31	6-9	0-0	6-7	3-11	1	6	8	1	18
Grambling* 29	5-7	0-0	4-6	2-4	2	1	1	0	14
Washington* 28	4-10	0-0	6-7	4-8	1	2	0	0	14
Kansas* 31	4-8	0-0	3-6	5-7	1	5	1	2	11
Michigan* 32	3-7	0-0	11-18	5-16	1	6	4	2	17
Georgia* 29	2-6	0-0	4-4	3-6	0	0	1	0	8
Stanford* 38	2-8	0-0	6-9	5-15	1	4	2	2	10
Morehead St.* ... 20	1-1	0-0	0-0	2-5	2	3	3	1	2
Wofford* 32	3-7	0-0	5-10	2-5	5	4	4	1	11
UNCG* 29	6-13	0-0	7-10	1-4	5	1	4	1	19
Lafayette* 30	3-6	0-0	7-11	5-11	1	4	4	1	13
Kentucky* 30	1-4	0-0	1-1	5-9	1	4	3	1	3
Virginia* 26	4-6	0-0	2-5	1-4	0	4	0	0	10
Duke* 28	8-15	0-0	3-8	7-13	0	3	1	1	19
Maryland* 35	2-6	0-0	6-9	3-8	0	4	5	0	10
Florida State* 34	3-8	0-0	2-5	2-4	2	3	4	0	8
NC State* 34	4-10	0-0	2-5	1-9	0	4	2	2	10
Wake Forest* 32	1-6	0-0	2-4	1-8	1	3	2	1	4
UNC* 35	1-11	0-1	6-8	5-9	1	3	1	2	8
Clemson* 33	2-3	0-0	3-5	1-7	1	4	1	1	7
Florida A&M* 31	4-10	0-0	3-5	2-10	3	4	3	1	11
Virginia* 29	4-6	0-0	6-12	2-9	1	2	7	0	14
Duke* 30	2-4	0-0	0-2	2-7	1	1	2	0	4
Maryland* 22	1-2	0-0	0-0	2-5	3	4	1	2	2
Florida State 29	2-4	0-0	0-1	5-11	2	3	1	0	4
NC State* 33	3-6	0-0	4-4	2-8	0	3	2	1	10
Wake Forest* 30	3-6	0-0	2-3	2-6	1	3	4	0	8
N. Carolina* (ot) 40	2-9	0-0	5-6	2-10	3	7	1	0	9
Clemson* 22	1-2	0-0	0-0	2-7	2	1	4	1	2
Florida State* 29	4-5	0-0	4-8	1-5	1	3	0	0	12


1998-99..... MP	FG	3FG	FT	O-R	A	TO	Bl	St	Pts
Chrlston So.* 32	5-10	0-0	8-19	2-12	1	1	9	1	18
Citadel* 34	2-13	0-0	2-2	1-5	2	2	5	0	6
New Orleans*(ot) 45	3-11	0-0	3-10	5-15	3	4	5	0	9
West Virginia* ... 32	7-9	0-0	1-1	3-6	1	2	2	0	15
Washington* 22	3-7	0-0	4-6	3-5	0	1	4	0	10
App. State* (ot) 37	4-12	0-0	9-15	3-13	1	5	5	0	17
Georgia* (ot) 43	3-9	0-0	5-7	2-11	0	3	5	1	11
Wofford* 37	2-5	0-0	1-2	4-18	3	5	3	0	5
Kentucky* 36	3-4	0-0	0-3	4-11	1	4	4	0	6
N. Carolina* 39	3-12	0-0	0-4	2-9	5	0	5	4	6
Hofstra* 35	6-8	0-0	0-0	4-12	0	3	6	1	12
Iona* 36	4-10	0-0	2-4	5-19	3	2	3	0	10
Mt. St. Mary's 32	7-9	0-0	3-7	1-9	1	3	8	1	17
NC State* 34	9-10	0-0	5-8	0-4	2	0	3	1	23
Duke* 28	3-6	0-0	4-8	2-10	3	5	1	0	10
Florida State* 35	2-5	0-0	2-4	3-8	0	3	3	0	6
Wake Forest* 35	5-8	0-0	3-7	2-5	2	3	3	1	13
Maryland* 36	5-6	0-0	2-4	1-9	3	1	2	1	12
Virginia* 35	5-9	0-0	1-2	0-7	3	2	4	1	11
Clemson* 36	5-13	0-0	3-6	1-5	1	3	1	0	13
N. Carolina* 27	4-8	0-0	2-5	3-7	2	1	1	0	10
NC State 34	4-6	0-0	6-12	4-11	0	4	6	2	14
Duke* 33	4-7	0-0	4-7	4-8	4	7	5	2	12
Florida St.* (2ot) 48	10-12	0-0	8-14	10-17	2	4	3	1	28
Louisville* 37	8-10	0-0	2-6	7-16	0	2	1	0	18
Wake Forest* 37	4-7	0-0	0-2	2-5	3	1	4	0	8
Maryland* 35	6-14	0-0	6-6	4-14	4	1	2	0	18
Virginia (ot) 42	5-8	0-0	6-7	1-9	1	1	3	0	16
Clemson* 26	2-5	0-0	2-4	2-4	0	2	0	0	6
N. Carolina* 30	1-7	0-0	6-11	1-7	1	1	0	0	8
Oregon* 37	11-17	0-0	5-8	2-11	1	4	1	1	27

1997-98..... MP	FG	3FG	FT	O-R	A	TO	Bl	St	Pts
Winthrop* 28	1-3	0-0	2-2	3-8	1	0	11	0	4
Alabama* 36	3-7	0-0	0-4	2-5	0	3	6	0	6
St. John's* 24	1-1	0-0	2-2	1-3	2	3	2	0	4
Louisville* 29	2-2	0-0	1-2	2-10	1	1	3	0	5
NC State* (ot) ... 31	0-2	0-0	5-6	0-2	0	4	5	1	5
Delaware State* . 25	4-9	0-0	1-2	3-8	2	2	8	0	9
Kentucky* 32	2-5	0-0	3-4	6-7	1	2	2	2	7
Coastal Carolina* 27	4-8	0-0	3-4	2-7	2	0	8	0	11
Louisville* 31	2-4	0-0	5-6	2-6	0	0	3	2	9
Georgia* 31	1-2	0-0	2-3	0-3	1	0	3	0	4
Miami (Fla.)* 30	2-6	0-0	1-2	3-4	0	3	7	0	5
North Texas* 26	4-5	0-0	3-8	2-10	2	2	4	1	11
Wofford* 21	3-6	0-0	1-2	3-6	3	0	4	0	7
N. Carolina* 37	7-11	0-0	4-6	7-10	1	1	1	1	18
Wake Forest* 25	1-2	0-0	2-2	1-6	2	2	2	1	4
Virginia* 24	1-4	0-0	2-4	2-6	0	3	5	0	4
Florida State* 32	3-5	0-0	2-4	2-9	2	2	2	1	8
Maryland* 32	1-4	0-0	4-7	6-13	1	2	6	1	6
NC State* 29	1-2	0-0	0-0	1-5	0	1	6	1	2
Ga. Southern* 28	1-1	0-0	3-5	0-6	0	7	8	0	5
Duke* 17	0-1	0-0	0-2	0-1	0	0	2	0	0
Clemson* 37	3-6	0-0	4-9	4-11	0	3	4	2	10
N. Carolina* (ot) 41	3-7	0-0	1-2	5-5	0	1	2	1	7
Wake Forest* 36	2-5	0-0	0-0	0-4	0	0	5	0	4
Virginia* 31	5-6	0-0	2-3	0-6	1	1	2	0	12
Florida State* 38	0-1	0-0	4-4	1-6	0	2	2	1	4
Maryland* 35	2-6	0-0	0-2	1-3	1	1	3	0	4
Duke 33	4-8	0-1	2-4	4-12	1	3	4	1	10
Clemson* 32	2-2	0-0	2-3	1-5	0	4	2	1	6
Maryland* 38	7-8	0-0	0-3	4-8	0	1	3	0	14
Seton Hall* 27	0-6	0-0	0-0	0-7	3	0	4	1	0
Georgetown (ot) 34	5-6	0-0	2-2	3-5	0	1	9	0	12
Penn State* 32	3-10	0-0	1-6	3-13	1	0	3	0	7

DARRYL LABARRIE

Guard • 6-3, 196 • Senior-R
Decatur, Ga. • Tucker H.S.

#2



AT TECH

Productive bench player who has enjoyed his best season as a senior after limited playing time the last two years . . . Joined the Tech program in 1997-98 after one season at Florida A&M . . . Sat out the 1997-98 season in accordance with NCAA transfer rules . . . Named to the MEAC All-Freshman team in his only season at FAMU.

2000-01

Averaging 5.2 points and 1.5 rebounds per game . . . Averaged 4.8 points in ACC games . . . Shooting 46.5 percent from the field and 66.7 percent from the free throw line . . . Scored 15 points, his high in a Tech uniform, at Maryland, when he hit 7-of-8 from the field . . . Also had double-figure scoring games against Morgan State (14 points), Idaho State (13 points) and Virginia (13 points) . . . Was perfect from the field (5-for-5) against Idaho State . . . Made his only start against Clemson on Senior Day and had two points, two assists and two steals . . . Scored seven points in Tech's win at Clemson . . .

Contributed four points and a Tech-best four assists in Tech's win over Wake Forest . . . Had seven points, including a three-pointer, in the Jackets' victory at Virginia and then added six points and four rebounds in the home win over the Cavaliers.

Averaged 11.0 points and 3.0 rebounds in two ACC Tournament games . . . Poured in 13 points on 5-for-10 shooting in the quarterfinal win over Virginia . . . Scored 12 of his 13 points in the second half, including a three-pointer with 1:31 left that put Tech ahead for good at 69-67 . . . Fed the ball to the post to Alvin Jones, who kicked it back to LaBarrie in the corner . . . Contributed nine points, four rebounds and a career-high (at Tech) five assists in the semifinals against North Carolina.

PERSONAL

Full name is Darryl Anthony LaBarrie . . . Born Oct. 16, 1978 . . . Parents are Dave and Hazel LaBarrie . . . Father is the girls basketball and soccer coach at Stone Mountain High . . . Majoring in Management.


CAREER STATISTICS

— At Florida A&M —																	
Year	G-GS	MP-Avg	FG-FGA	Pct	3P-3PA	Pct	FT-FTA	Pct.	O- D	Reb	Avg	As	TO	Bl	St	TP	Avg
1997	27-25	823-30.4	120-278	.432	24-76	.316	64-91	.703	33-58	91	3.4	63	81	1	20	328	12.1
— At Georgia Tech —																	
Year	G-GS	MP-Avg	FG-FGA	Pct	3P-3PA	Pct	FT-FTA	Pct.	O- D	Reb	Avg	As	TO	Bl	St	TP	Avg
1999	31-0	331-10.7	42-111	.378	13-43	.312	13-23	.565	18-28	46	1.5	20	32	0	14	110	3.5
2000	12-0	36-3.0	6-14	.429	1- 4	.250	2- 4	.500	0- 3	3	0.3	3	4	0	4	15	1.3
2001	28-1	387-13.8	60-129	.465	10-35	.286	16-24	.667	19-23	43	1.5	36	32	0	19	146	5.2
Total	71-1	754-10.6	108-254	.425	24-82	.293	31-51	.608	37-54	92	1.3	59	68	0	37	271	3.8
ALL	98-26	1577-16.1	228-532	.429	48-158	.304	95-142	.669	70-112	183	1.9	122	149	1	57	599	6.1

T.J. VINES

Guard • 5-10, 200 • Senior
Woodstock, Ga. • Etowah H.S.

10



AT TECH

Solid reserve who provides a spark with defense and hustle . . . Can play either guard position . . . Solidly built player who is a good perimeter defender . . . Entered Tech with little fanfare but has become an important contributor . . . Has started 18 games in his career . . . Ranks 11th in Tech history with 107 career three-pointers . . . Also stands 17th in career assists (230) and 13th in steals (115) . . . More than 60 percent of his career field goals have been from three-point range.

2000-01

Averaging 4.0 points and 1.9 assists per game . . . Leads Tech with 39 steals . . . Made his only start on Senior Day and contributed 12 points against Clemson, tying his career best for an ACC game . . . Scored two key baskets in the final 21 seconds of the first half in Tech's win over NC State . . . First grabbed a rebound after an Alvin Jones blocked shot and scored a layup to tie the game; then made a steal and layup with three seconds left that sent Tech into halftime with a two-point lead . . . Had nine points in Tech's win at Clemson, including three of Tech's school-record 17 three-pointers . . . Had nine points with two three-pointers, plus four assists, in the Jackets' win over Kentucky . .

. Scored 10 points against Duke . . . Grabbed a career-best five steals against Davidson . . . Opened the season with nine points, three assists and three steals against Wofford.

Averaged 4.0 points and 2.0 assists in two ACC Tournament games . . . Scored five points on 2-for-33 shooting in the quarterfinal win over Virginia . . . In the semifinals against North Carolina, he had a three-point play that tied the game at 53-53 with 8:01 after Tech had trailed by 11 five minutes earlier . . . Had a steal in the backcourt in the final minute that led to Shaun Fein's three-pointer that put Tech within a point with 48 seconds left.

PERSONAL

Full name is Travis James Orlando Vines . . . Born July 24, 1979 . . . Son of James and Angela Vines . . . Majoring in management.

CAREER HIGHS

Points: 17

Citadel, 11-20-98

Field Goals: 6

Citadel (10 att.), 11-20-98

Field Goals Attempted: 11

Duke (3-11), 2-12-00

Field Goal Percentage: .800

Louisville (4-5), 2-14-99

3-Pt Field Goals: 5

Citadel (9 att.), 11-20-98

3-Pt Field Goals Attempted: 9

Citadel (made 5), 11-20-98

3-Pt Field Goal Pct: 1.000

Charleston So. (3-3), 11-16-98

Free Throws: 5

Iona (6 att.), 12-27-98

Free Throws Attempted: 6

Most recent:

Wake Forest, 1-16-99

Rebounds: 6

Charleston Southern, 11-21-00

Duke, 2-12-00

Assists: 8

Morgan State, 12-23-00

Steals: 5

Davidson, 11-24-00

Blocked Shots: 1

Alabama, 11-27-97

Duke, 2-12-00

CAREER STATISTICS

Year	G-GS	MP-Avg	FG-FGA	Pct	3P-3PA	Pct	FT-FTA	Pct.	O-D	Reb	Avg	As	TO	Bl	St	TP	Avg
1998	33-1	490-14.8	25-86	.291	22-73	.301	13-29	.448	6-25	31	0.9	44	34	1	15	85	2.6
1999	31-11	890-28.7	64-150	.427	44-103	.427	34-54	.630	14-38	52	1.7	63	59	0	38	206	6.6
2000	30-5	611-20.4	46-139	.331	23-77	.299	18-29	.621	24-29	53	1.8	68	48	1	23	133	4.4
2001	29-1	397-13.7	41-122	.336	19-72	.264	16-25	.640	6-39	45	1.6	55	40	0	39	117	4.0
Total	123-18	2388-19.4	176-497	.354	108-325	.332	81-137	.591	50-131	181	1.5	230	181	2	115	541	4.4

T.J. VINES GAME-BY-GAME

2000-01..... MP	FG	3FG	FT	O-R	A	TO	Bl	St	Pts
Wofford..... 16	3-5	3-4	0-0	0-1	3	1	0	3	9
Char So..... 19	2-7	1-3	0-0	0-6	2	2	0	1	5
Davidson..... 15	1-4	0-2	3-4	1-3	3	1	0	5	5
Iowa..... 15	0-4	0-3	0-0	1-3	4	0	0	0	0
UCLA..... 10	0-5	0-3	0-0	0-3	1	1	0	2	0
Georgia..... 16	2-4	1-3	1-2	0-0	2	0	0	2	6
Kentucky..... 18	3-5	2-3	1-2	0-3	4	0	0	0	9
Idaho State..... 19	3-6	0-1	1-1	0-3	3	2	0	2	7
Stanford..... 10	1-5	1-2	2-2	0-2	2	0	0	0	5
Morgan State..... 17	0-4	0-3	0-0	0-2	8	6	0	4	0
Harvard..... 16	2-6	1-4	0-0	0-0	1	3	0	0	5
N. Carolina..... 9	0-2	0-1	2-2	0-0	1	0	0	1	2
Maryland..... 9	2-3	0-1	1-1	0-1	1	2	0	0	5
Virginia..... 12	0-1	0-1	0-0	0-0	3	1	0	1	0
Wake Forest..... 12	0-2	0-1	1-2	0-1	1	0	0	1	1
NC State..... 11	1-2	0-1	0-0	0-0	0	1	0	0	2
Duke..... 15	4-8	2-6	0-0	0-1	1	4	0	3	10
Clemson..... 24	3-6	3-4	0-2	0-0	2	1	0	2	9
Florida State..... 13	0-3	0-3	0-0	0-2	2	1	0	1	0
N. Carolina..... 9	0-2	0-0	1-3	1-1	1	0	0	2	1
Maryland..... 9	0-5	0-3	0-0	1-1	1	1	0	0	0
Virginia..... 6	0-1	0-1	0-0	0-0	1	1	0	0	0
Wake Forest..... 17	3-4	2-3	0-1	0-2	1	3	0	2	8
NC State..... 11	2-4	0-1	0-0	0-2	1	1	0	1	4
Duke..... 13	0-3	0-2	0-0	0-0	2	3	0	1	0
Clemson*..... 17	5-8	2-4	0-0	0-3	0	3	0	3	12
Florida State..... 12	1-5	0-3	2-2	2-3	0	0	0	0	4
Virginia..... 13	2-3	1-2	0-0	0-0	2	1	0	1	5
North Carolina..... 14	1-5	0-4	1-1	0-2	2	1	0	1	3

1999-2000 MP	FG	3FG	FT	O-R	A	TO	Bl	St	Pts
Mercer 19	1-7	0-4	1-2	0-2	3	2	0	0	3
Grambling 16	3-8	1-4	2-2	2-2	2	3	0	0	9
Washington 23	4-6	3-4	2-2	1-2	6	1	0	1	13
Kansas 16	1-1	1-1	2-4	1-2	1	2	0	1	5
Michigan 18	0-2	0-2	0-2	0-1	1	2	0	3	0
Georgia 23	1-5	1-5	0-0	0-3	3	3	0	2	3
Stanford 17	0-3	0-2	0-0	1-2	0	0	0	1	0
Morehead St. 18	1-7	0-5	2-2	1-2	2	1	0	2	4
Wofford 25	3-4	0-1	2-3	1-2	2	1	0	1	8
UNC-G 12	1-2	1-2	0-0	1-1	2	1	0	0	3
Lafayette 18	1-6	0-3	0-0	0-0	1	2	0	2	2
Kentucky 18	3-7	1-5	0-0	1-1	4	0	0	0	7
Virginia 24	0-2	0-1	0-0	0-0	5	4	0	1	0
Duke 16	0-2	0-0	0-0	0-0	0	1	0	0	0
Maryland 23	2-4	2-3	0-0	0-1	3	1	0	0	6
Florida St. 19	3-4	2-2	0-0	1-1	2	0	0	0	8
NC State 13	0-4	0-1	0-0	1-4	1	1	0	0	0
Wake Forest 15	0-1	0-1	0-0	0-0	0	1	0	1	0
N. Carolina 13	1-3	1-3	0-0	2-2	2	0	0	1	3
Clemson 25	2-6	2-4	1-2	0-1	1	0	0	2	7
Florida A&M* 24	3-5	1-3	2-2	1-2	4	3	0	0	9
Virginia* 32	2-6	1-2	0-1	2-3	4	0	0	1	5
Duke* 31	3-11	1-4	1-3	3-6	2	6	1	0	8
Maryland* 24	1-5	0-1	2-2	1-1	3	3	0	1	4
Florida State* 16	0-3	0-1	0-0	0-2	1	1	0	0	0
NC State 27	3-4	1-2	0-0	1-3	4	1	0	1	7
Wake Forest 23	2-8	1-5	0-0	0-1	2	1	0	0	5
N. Carolina 22	0-2	0-0	0-0	1-2	3	2	0	0	0
Clemson 21	4-7	2-3	1-2	2-4	1	3	0	1	11
Florida State 20	1-4	1-3	0-0	0-0	3	2	0	1	3

* Game started


1998-99.....	MP	FG	3FG	FT	O-R	A	TO	Bl	St	Pts
Chrleston So.*	28	3-4	3-3	3-5	0-2	4	3	0	1	12
Citadel*	33	6-10	5-9	0-0	2-3	1	2	0	0	17
New Orleans*	39	0-5	0-4	1-2	0-5	1	0	0	1	1
West Virginia*	35	1-5	1-4	2-2	0-3	3	3	0	2	5
Washington*	33	1-4	1-4	1-3	0-0	1	1	0	2	4
App. State*	43	4-8	1-3	0-0	1-4	4	1	0	1	9
Georgia*	38	2-4	1-3	0-0	1-3	2	3	0	1	5
Wofford*	28	1-5	1-4	1-2	1-1	2	0	0	2	4
Kentucky*	25	0-8	0-5	1-4	0-0	1	2	0	3	1
N. Carolina*	23	2-3	2-3	0-1	0-1	2	0	0	0	6
Hofstra	25	0-3	0-1	0-0	2-2	3	4	0	1	0
Iona	26	2-4	2-3	5-6	0-4	1	4	0	1	11
Mt. St. Mary's	22	2-5	1-4	4-6	0-3	3	2	0	1	9
NC State	30	3-4	1-1	0-0	1-1	2	0	0	0	7
Duke	31	3-6	2-3	0-0	0-0	0	3	0	1	8
Florida State.....	24	2-7	2-6	0-0	0-2	3	1	0	1	6
Wake Forest.....	30	0-1	0-0	4-6	0-0	0	1	0	1	4
Maryland	28	3-8	1-5	1-2	0-3	2	2	0	1	8
Virginia	27	3-5	3-4	2-2	0-0	2	5	0	3	11
Clemson	25	0-1	0-1	2-2	0-0	2	1	0	2	2
N. Carolina	25	3-5	3-4	0-0	1-2	3	2	0	2	9
NC State*	33	1-5	0-2	0-0	0-3	2	4	0	3	2
Duke	17	0-3	0-2	0-0	2-4	3	0	0	1	0
Florida State.....	22	3-7	2-6	0-0	0-0	1	1	0	0	8
Louisville	28	4-5	2-3	0-0	0-0	2	2	0	0	10
Wake Forest.....	25	3-5	3-5	0-0	0-0	2	2	0	0	9
Maryland	27	4-6	1-3	0-1	1-3	2	1	0	1	9
Virginia	35	3-6	3-4	3-4	1-1	2	3	0	3	12
Clemson	29	2-3	2-2	2-4	1-1	1	5	0	1	8
N. Carolina	30	2-3	0-1	0-0	0-1	4	0	0	1	4
Oregon	26	1-2	1-1	2-2	0-0	2	1	0	1	5

1997-98..... MP	FG	3FG	FT	O-R	A	TO	Bl	St	Pts
Winthrop 13	2-6	2-6	0-0	0-1	2	1	0	0	6
Alabama 6	0-0	0-0	0-0	0-0	0	0	1	0	0
St. John's 6	2-4	2-3	0-0	1-2	0	0	0	0	6
Louisville 12	1-2	1-2	0-0	0-0	1	0	0	0	3
NC State (ot) 15	0-3	0-2	0-0	0-0	0	0	0	0	0
Delaware State... 24	1-5	1-5	1-2	0-1	2	1	0	1	4
Kentucky 9	0-3	0-3	0-0	0-0	0	1	0	1	0
Coastal Carolina . 14	1-2	1-2	1-5	0-2	2	0	0	0	4
Louisville 25	1-3	1-3	2-4	0-0	3	2	0	0	5
Georgia 20	0-1	0-1	0-0	1-1	0	3	0	0	0
Miami (Fla.) 13	0-4	0-3	1-2	2-3	1	1	0	0	1
North Texas 13	0-1	0-1	2-2	1-2	0	3	0	0	2
Wofford 12	0-3	0-3	0-0	0-1	1	0	0	0	0
North Carolina ... 10	1-4	1-4	0-0	0-1	0	2	0	1	3
Wake Forest 17	0-2	0-2	0-2	0-0	3	1	0	2	0
Virginia 14	1-1	0-0	0-0	0-0	2	0	0	1	2
Florida State..... 12	0-0	0-0	0-0	0-0	1	0	0	0	0
Maryland 4	0-2	0-1	0-0	0-2	0	2	0	1	0
NC State* 23	0-3	0-2	1-2	0-0	0	2	0	0	1
Ga. Southern 15	1-3	1-2	0-0	0-2	1	1	0	1	3
Duke 18	1-3	1-1	0-0	0-1	2	0	0	0	3
Clemson 17	1-2	1-2	1-4	0-1	3	1	0	1	4
N. Carolina (ot) .. 8	0-2	0-2	0-0	0-0	1	0	0	0	0
Wake Forest 14	1-3	1-3	0-0	0-1	1	1	0	0	3
Virginia 17	3-4	3-4	1-2	0-1	3	1	0	1	10
Florida State..... 17	1-3	1-3	0-0	0-0	0	1	0	1	3
Maryland 18	0-3	0-3	2-2	0-0	2	1	0	2	2
Duke 13	0-0	0-0	0-0	0-1	0	3	0	0	0
Clemson 13	0-1	0-1	0-0	0-2	1	2	0	0	0
Maryland 13	1-2	1-2	0-0	0-2	0	1	0	0	3
Seton Hall 16	0-2	0-1	0-0	1-2	4	1	0	0	0
Georgetown (ot) 29	4-6	3-5	1-2	0-0	6	2	0	2	12
Penn State 20	2-3	1-1	0-0	0-2	2	0	0	0	5

MICHAEL ISENHOUR

**Forward • 6-8, 248 • Junior-R
Lawrenceville, Ga. • Shiloh H.S.**

#44



AT TECH

Frontcourt reserve . . . Transferred to Tech after one season at Air Force . . . Sat out the 1998-99 season in accordance with NCAA regulations but practiced with the team.

2000-01

Played in 26 games off the bench, averaging almost 10 minutes an outing . . . Averaging 0.9 points and 1.0 rebounds . . . Also contributed 11 assists, seven steals and three blocks . . . Scored a season-high six points against Harvard . . . Had five points, a steal and a block against Duke . . . Had two points and one rebound in the ACC Tournament semifinal against North Carolina.

PERSONAL

Full name is Michael Isenhour (pronounced EYE-zen-how-er) . . . A distant relative of President Dwight D. Eisenhower . . . Born Feb. 9, 1979 in Springville, N.Y. . . . Majoring in Mechanical Engineering.

CAREER STATISTICS

— At Air Force —																	
Year	G-GS	MP-Avg	FG-FGA	Pct	3P-3PA	Pct	FT-FTA	Pct.	O-D	Reb	Avg	As	TO	Bl	St	TP	Avg
1998	21-1	174-8.3	8-30	.267	0- 2	.000	10- 19	.526	0-2	34	1.6	5	11	6	1	26	1.2
— At Georgia Tech —																	
Year	G-GS	MP-Avg	FG-FGA	Pct	3P-3PA	Pct	FT-FTA	Pct.	O-D	Reb	Avg	As	TO	Bl	St	TP	Avg
2000	12-0	55-4.6	6-13	.462	0- 0	.000	2- 2	1.000	7-5	12	1.0	3	3	1	0	14	1.2
2001	26-0	241-9.3	8-31	.258	0- 0	.000	7- 12	.583	7-19	26	1.0	11	27	3	7	23	0.9
Total	38-0	296-7.8	14-44	.318	0- 0	.000	9- 14	.643	14-24	38	1.0	14	30	4	7	37	1.0

MICHAEL ISENHOUR GAME-BY-GAME

2000-01 MP	FG	3FG	FT	O-R	A	TO	Bl	St	Pts
Wofford	16	0-2	0-0	0-0	1-2	0	4	0	0
Char So	10	0-0	0-0	0-0	0-0	0	0	0	0
Davidson	11	1-4	0-0	1-3	1-2	2	2	0	3
Iowa	14	0-0	0-0	0-0	0-1	0	1	0	0
UCLA	4	0-0	0-0	0-0	0-0	0	0	0	0
Georgia	3	0-0	0-0	0-0	0-0	0	0	0	0
Kentucky	2	0-0	0-0	0-0	0-0	0	0	0	0
Idaho State	13	0-1	0-0	0-0	0-0	1	5	0	0
Stanford	14	0-1	0-0	0-0	0-1	0	2	0	1
Morgan State	16	0-3	0-0	2-2	1-3	2	0	0	2
Harvard	12	2-3	0-0	2-3	1-3	0	1	1	6
N. Carolina	12	0-1	0-0	1-2	0-0	1	1	0	1
Maryland	13	0-1	0-0	0-0	1-2	0	1	1	2
Virginia	12	0-2	0-0	0-0	0-0	1	1	0	0
Wake Forest	DNP								
NC State	6	0-1	0-0	0-0	0-1	0	0	0	0
Duke	14	2-4	0-0	1-2	0-1	0	2	1	5
Clemson	8	0-0	0-0	0-0	0-2	1	1	0	0
Florida State	7	1-1	0-0	0-0	0-1	2	2	0	2
N. Carolina	14	1-3	0-0	0-0	0-2	0	1	0	1
Maryland	11	0-1	0-0	0-0	0-0	0	1	0	0
Virginia	3	0-1	0-0	0-0	1-1	0	0	0	1
Wake Forest	DNP								
NC State	4	0-0	0-0	0-0	0-1	0	0	0	0
Duke	6	0-1	0-0	0-0	0-0	0	1	0	0
Clemson	1	0-0	0-0	0-0	0-0	0	0	0	0
Florida State	DNP								
Virginia	9	0-0	0-0	0-0	1-2	0	1	0	0
North Carolina	6	1-1	0-0	0-0	0-1	1	0	0	2
1999-2000 MP	FG	3FG	FT	O-R	A	TO	Bl	St	Pts
Mercer	1	0-0	0-0	0-0	0-0	0	1	0	0
Grambling	3	1-1	0-0	0-0	0-0	0	0	0	2
UNC-G	4	1-2	0-0	0-0	1-1	0	2	0	2
Lafayette	2	0-0	0-0	0-0	0-1	1	0	0	0
Virginia	1	0-0	0-0	0-0	0-0	0	0	0	0
Florida St.	1	0-0	0-0	0-0	0-0	0	0	0	0
NC State	4	1-1	0-0	0-0	1-1	1	0	0	2
Wake Forest	12	1-2	0-0	0-0	0-0	0	0	0	2
UNC	10	1-4	0-0	0-0	0-2	1	0	1	2
Clemson	6	1-2	0-0	0-0	3-5	0	0	0	2
Florida A&M	8	0-1	0-0	2-2	2-2	0	0	0	2
Virginia	3	0-0	0-0	0-0	0-0	0	0	0	0

CAREER HIGHS (at GT)

Points: 6

Harvard, 12-28-00

Field Goals: 2

Harvard (2-3), 12-28-00

Duke (2-4), 1-20-00

Field Goals Attempted: 4

Davidson (1-4), 11-24-00

Duke (2-4), 1-20-00

North Carolina (1-4), 1-29-00

Field Goal Percentage: .667

Harvard (2-3), 12-28-00

Free Throws: 2

Harvard (2-3), 12-28-00

Morgan State (2-2), 12-23-00

Florida A&M (2-2), 2-5-00

Free Throws Attempted: 3

Davidson (1-3), 11-24-00

Free Throw Percentage: 1.000

Morgan State (2-2), 12-23-00

Florida A&M (2-2), 2-5-00

Rebounds: 5

Clemson, 2-2-00

Assists: 2

Davidson, 11-24-00

Morgan State, 12-23-00

Florida State, 1-27-01

Blocked Shots: 1

Harvard, 12-28-00

Maryland, 1-6-01

Duke, 1-20-01

North Carolina, 1-29-00


Steals: 2

Maryland, 1-6-01

ROBERT BROOKS

Forward • 6-7, 201 • Freshman
Saginaw, Mich. • Arthur Hill H.S.

#34



AT TECH

Athletic frontcourt player who has contributed important minutes off the bench . . . Originally signed with Eastern Kentucky during the November, 1999 signing period, but after a coaching change, he opted for Georgia Tech and was released from his original letter of intent . . . Runs the floor well . . . Needs to add weight and strength.

2000-01

Averaging 2.8 points and 3.1 rebounds while playing about 15 minutes a game off the bench . . . Also contributed 24 assists, 11 blocked shots and 15 steals . . . Shooting 50 percent from the field . . . Scored a season-high 10 points on 5-for-5 shooting at Wake Forest . . . Had nine points, nine rebounds and three assists against Harvard . . . Collected seven points and seven rebounds against Georgia . . . Contributed five points, five rebounds and two blocks in Tech's win at Virginia . . . Did not score but grabbed nine rebounds in win over UCLA . . . Blocked three shots against Charleston Southern.

Averaged 3.0 points and 3.0 rebounds in two ACC Tournament games . . . Scored two points and grabbed four rebounds in the quarterfinal win over Virginia . . . Added four points on 2-2 shooting in the semifinals against North Carolina.

PERSONAL

Full name is Robert Anthony Brooks, II . . . Born August 28, 1982 . . . Parents are Henry and Wittye Wilson . . . Majoring in Management.

CAREER HIGHS

Points: 10

Wake Forest, 2-14-01

Field Goals: 5

Wake Forest (5-5), 2-14-01

Field Goals Attempted: 7

Iowa (3-7), 11-28-00

Virginia (2-7), 1-09-01

Field Goal Percentage: 1.000

Wake Forest (5-5), 2-14-01

Free Throws: 2

Duke (2-2), 1-20-01

Maryland (2-2), 2-6-01

Free Throws Attempted: 4

Harvard (1-4), 12-28-00

Free Throw Percentage: 1.000

Duke (2-2), 1-20-01

Rebounds: 9

UCLA, 12-2-00

Harvard, 12-28-00

Assists: 4

Wofford, 11-17-00

Blocked Shots: 3

Charleston Southern, 11-21-00

Steals: 3

Wofford, 11-17-00

CAREER STATISTICS

Year	G-GS	MP-Avg	FG-FGA	Pct	3P-3PA	Pct	FT-FTA	Pct.	O- D	Reb	Avg	As	TO	Bl	St	TP	Avg
2001	29-0	419-14.4	37-74	.500	0- 0	.000	8- 17	.471	26-63	89	3.1	24	42	11	15	82	2.8

HALSTON LANE

Guard-Forward • 6-4, 205 • Fr.
Oak Ridge, Tenn. • Oak Ridge H.S.

#33



AT TECH

Wing player with good size and shooting ability . . . One of three left-handed shooters on the squad, along with Tony Akins and Clarence Moore . . . Often plays the power forward position even though he's only 6-4.

2000-01

Tech's top scorer off the bench, averaging 6.8 points per game . . . Better in ACC games at 7.6 points per game . . . Shot better than 40 percent from three-point range in conference games . . . Named ACC Rookie of the Week three times during the season.

Turned in his best games against some of Tech's toughest opponents, including 23 points against Kentucky, 21 against Wake Forest, 17 against Clemson, 15 against Virginia and 11 versus North Carolina . . . Averaged 15.3 points in Tech's three wins over Top 10 teams (Virginia twice, Wake Forest) . . . Averaged 11.1 points in Tech's eight ACC wins.

In 17 minutes against Kentucky, Lane hit nine of 13 attempts from the field, including 4-for-7 from three-point range, to lead all scorers in the Jackets' 86-84 win . . . Earned the ACC's Rookie of the Week award for that performance.

Named ACC Rookie of the Week for the second time after helping Tech to back-to-back upsets over Top 10 teams Virginia and Wake Forest, averaging 15.5 points and hit 11 of 15 field goals (73 percent) in the two contests . . . Ignited Tech against the Demon Deacons with a game-high 21 points, including 17 in the second half, as he hit seven-of-10 shots from

the field, including 4-5 three-pointers . . . Hit three treys in a two-minute span in the second half . . . Had 10 points in 16 minutes in Tech's win at Virginia, hitting four of five shots from the field, including 2-for-3 on three-pointers . . . His second trey, with 3:10 to play, gave the Jackets a 66-65 lead they would not relinquish.

Earned his third ACC Rookie of the Week award after scoring 15 points in Tech's home victory over sixth-ranked Virginia . . . Hit six of 10 shots from the field against the Cavaliers and scored nine of his 15 points in the second half . . . Scored seven straight points in the final four minutes, including a jumper that gave Tech the lead for good at 55-54 with 2:34 to play and then a three-pointer that put the Jackets ahead 58-54 with 1:16 left.

Added 13 points in Tech's win over NC State . . . In a key stretch early in the second half, he completed a three-point play that tied the score at 35-35 with 16:57 to play; two minutes later he hit a pair of free throws that gave Tech the lead for good and then fed Alvin Jones for a layup and a four-point lead as the Jackets began to pull away.

Scored five points in Tech's quarterfinal win over Virginia in the ACC Tournament.

PERSONAL

Full name is Newell Halston Lane . . . Born October 7, 1981 . . . Parents are Newell and Judy Lane . . . Majoring in Management.

CAREER HIGHS

Points: 23

Kentucky, 12-9-00

Field Goals: 9

Kentucky (9-13), 12-9-00

Field Goals Attempted: 13

Kentucky (9-13), 12-9-00

Field Goal Percentage: .800

North Carolina (4-5), 1-2-01

3-Pt Field Goals: 4

Kentucky (4-7), 12-9-00

Wake Forest (4-5), 1-13-01

3-Pt Field Goals Attempted: 7

Kentucky (4-7), 12-9-00

Clemson (3-7), 1-24-01

3-Point Field Goal Pct.: 1.000

North Carolina (3-3), 1-2-01

Free Throws: 6

Harvard (6-6), 12-28-00

Clemson (6-9), 1-24-01

Free Throws Attempted: 9

Clemson (6-9), 1-24-01

Free Throw Percentage: 1.000

Harvard (6-6), 12-28-00

Rebounds: 8

Duke, 2-21-01

Assists: 3

Wofford, 11-27-00

Clemson, 2-25-01

Florida State, 2-28-01

Blocked Shots: 1

Iowa, 11-28-00

Steals: 1

9 games

CAREER STATISTICS


Year	G-GS	MP-Avg	FG-FGA	Pct	3P-3PA	Pct	FT-FTA	Pct.	O- D	Reb	Avg	As	TO	Bl	St	TP	Avg
2001	29-0	489-16.9	65-153	.425	33-85	.388	35-47	.745	23-44	67	2.3	29	38	1	15	198	6.8

MARVIN LEWIS

Guard • 6-3, 198 • Freshman

Germantown, Md. • Montrose Christian

#24



AT TECH

Earned a starting berth as a true freshman, starting every game except Senior Day . . . Excellent long-range shooter . . . Natural shooting guard who plays the small forward position . . . Has great poise and knowledge of the game for a freshman . . . Coached at Montrose Christian by Stu Vetter, who coached former Tech standout Dennis Scott.

2000-01

Tech's fourth-leading scorer at 8.9 points per game. . . Third among among ACC freshmen in both scoring and rebounding and third in assists . . . Outstanding free throw shooter, hitting 86.3 percent . . . Strong rebounder for a perimeter player, averaging 4.5 per game, which is second on the Tech team to Alvin Jones.

Named ACC Rookie of the Week four times during the season . . . Earned the honor for consecutive weeks (Nov. 27 and Dec. 4) and also on Dec. 25 and Jan. 29 . . . Scored a season-high 22 points in Tech's 92-61 victory over Davidson, when he was 6-for-7 from three-point range and also contributed seven rebounds . . . Had a double-double in Tech's win at UCLA with 15 points and a season-best 10 rebounds . . . Sank two free throws with 21 seconds left to help seal Tech's 72-67 win over the Bruins and was named ACC Rookie of the

Week . . . Also grabbed 10 rebounds in the season-opener against Wofford and at Duke . . . Had 17 points, eight rebounds and two blocked shots in win over Harvard . . . Had 15 double-figure scoring efforts and three games with double-figure rebounds.

Highest scoring effort in an ACC game was 15 points in Tech's win over sixth-ranked Wake Forest . . . Had 13 points, including three treys and a crucial field goal late in the game, in Tech's 111-108 win over Clemson . . . Followed with 11 points and three steals in win over Florida State to earn his fourth ACC Rookie of the Week award . . . Added 14 points in the second meeting with Clemson . . . Scored 12 points with three three-pointers in Tech's victory over No. 13 Maryland.

Scored six points in two games in the ACC Tournament.

PERSONAL

Full name is Marvin Anthony Lewis . . . Born November 20, 1982 . . . Parents are Marvin and Lachee Lewis . . . Majoring in Management.

CAREER HIGHS

Points: 22

Davidson, 11-24-00

Field Goals: 7

Davidson (7-11), 11-24-00

Harvard (7-13), 12-28-00

Field Goals Attempted: 13

Harvard (7-13), 12-28-00

Florida State 5-13), 2-28-01

Field Goal Percentage: .714

NC State (5-7), 1-16-01

3-Pt Field Goals: 6

Davidson (6-7), 11-24-00

3-Pt Field Goals Attempted: 7

Davidson (6-7), 11-24-00

Florida State (2-7), 2-28-01

3-Point Field Goal Pct.: .857

Davidson (6-7), 11-24-00

Free Throws: 6

Florida State (7-7), 1-27-01

Free Throws Attempted: 7

UCLA (6-7), 12-2-00

Florida State (7-7), 1-27-01

Free Throw Percentage: 1.000

Florida State (7-7), 1-27-00

Rebounds: 10

Wofford, 11-17-00

UCLA, 12-2-00

Duke, 2-21-01

Assists: 6

Maryland, 1-6-01

Blocked Shots: 2

Harvard, 12-28-00

Steals: 3

NC State, 1-16-01

Florida State, 1-27-01

CAREER STATISTICS

Year	G-GS	MP-Avg	FG-FGA	Pct	3P-3PA	Pct	FT-FTA	Pct.	O- D	Reb	Avg	As	TO	Bl	St	TP	Avg
2001	29-28	764-26.3	87-208	.418	39-104	.375	44-51	.863	48-83	131	4.5	44	41	3	28	257	8.9

GAME-BY-GAME

ROBERT BROOKS

2000-01	MP	FG	3FG	FT	O-R	A	TO	Bl	St	Pts
Wofford	24	2-4	0-0	0-2	1-8	4	2	0	3	4
Char So	20	1-4	0-0	0-0	1-3	0	4	3	2	2
Davidson	17	4-5	0-0	0-0	1-3	2	1	2	2	8
Iowa	26	3-7	0-0	1-2	0-3	2	3	0	2	7
UCLA	24	0-2	0-0	0-0	3-9	0	5	0	1	0
Georgia	20	3-6	0-0	1-2	4-7	1	1	0	0	7
Kentucky	26	3-5	0-0	0-1	2-5	3	2	0	2	6
Idaho State	18	0-1	0-0	0-0	0-2	2	3	0	0	0
Stanford	15	1-1	0-0	0-0	0-1	0	2	0	0	2
Morgan State	17	1-2	0-0	0-0	2-4	2	1	0	1	2
Harvard	24	4-5	0-0	1-4	1-9	3	6	0	1	9
N. Carolina	10	0-0	0-0	0-0	0-1	1	1	1	0	0
Maryland	8	0-0	0-0	0-0	0-0	0	1	0	0	0
Virginia	21	2-7	0-0	1-2	2-5	1	0	2	0	5
Wake Forest	11	0-0	0-0	0-0	2-3	0	1	0	0	0
NC State	9	0-1	0-0	0-0	0-0	0	1	0	0	0
Duke	20	0-1	0-0	2-2	1-4	0	1	0	0	2
Clemson	5	1-1	0-0	0-0	0-1	0	0	0	0	2
Florida State	8	0-0	0-0	0-0	0-0	1	2	0	0	0
N. Carolina	6	1-2	0-0	0-0	0-2	0	0	0	0	2
Maryland	9	1-2	0-0	2-2	1-1	0	0	0	1	4
Virginia	9	1-2	0-0	0-0	1-3	1	0	2	0	2
Wake Forest	17	5-5	0-0	0-0	1-3	0	0	0	0	10
NC State	10	1-1	0-0	0-0	0-2	1	0	0	0	2
Duke	3	0-0	0-0	0-0	0-0	0	2	0	0	0
Clemson	12	0-2	0-0	0-0	1-2	0	0	1	0	0
Florida State	5	0-2	0-0	0-0	1-2	0	1	0	0	0
Virginia	11	1-4	0-0	0-0	1-5	0	1	0	0	2
North Carolina ...	14	2-2	0-0	0-0	0-1	0	1	0	0	4

HALSTON LANE

2000-01	MP	FG	3FG	FT	O-R	A	TO	Bl	St	Pts
Wofford	18	3-6	1-3	0-0	0-2	3	0	0	1	7
Char So	18	0-4	0-2	0-0	1-3	1	2	0	0	0
Davidson	14	2-5	1-2	2-2	0-1	0	1	0	0	7
Iowa	8	0-1	0-1	0-0	0-0	0	3	1	0	0
UCLA	15	3-6	3-5	0-0	1-4	0	1	0	0	9
Georgia	13	1-5	1-2	2-3	2-6	1	0	0	1	5
Kentucky	17	9-13	4-7	1-2	2-3	0	1	0	0	23
Idaho State	15	2-6	2-5	0-0	1-1	0	2	0	1	6
Stanford	12	0-3	0-2	0-0	1-1	1	2	0	1	0
Morgan State	14	3-7	1-3	1-2	1-4	1	0	0	1	8
Harvard	17	0-5	0-3	6-6	1-3	1	2	0	1	6
N. Carolina	22	4-5	3-3	0-0	0-5	1	1	0	0	11
Maryland	3	0-2	0-1	0-0	0-0	0	0	0	0	0
Virginia	16	4-5	2-3	0-0	0-2	0	1	0	1	10

Wake Forest	25	7-10	4-5	3-6	0-1	1	1	0	0	21
NC State	17	0-1	0-1	0-0	0-2	2	2	0	0	0
Duke	20	2-4	1-1	3-4	1-2	0	2	0	1	8
Clemson	21	4-9	3-7	6-9	0-1	1	1	0	1	17
Florida State	16	1-3	0-2	0-0	0-4	0	1	0	1	2
N. Carolina	12	0-4	0-3	0-0	0-0	0	0	0	0	0
Maryland	13	1-4	1-2	0-0	0-2	1	2	0	0	3
Virginia	23	6-10	1-5	2-2	2-3	1	1	0	1	15
Wake Forest	18	0-3	0-1	0-0	0-0	1	0	0	0	0
NC State	18	4-6	1-3	4-6	0-1	2	2	0	0	13
Duke	29	4-10	2-4	2-2	5-8	0	4	0	2	12
Clemson	19	2-3	1-2	3-3	0-0	3	1	0	1	8
Florida State	18	1-5	0-3	0-0	1-2	3	0	0	0	2
Virginia	11	1-4	0-0	0-0	1-5	0	1	0	0	2
North Carolina	6	1-1	0-0	0-0	0-1	1	0	0	0	2


MARVIN LEWIS

2000-01	MP	FG	3FG	FT	O-R	A	TO	Bl	St	Pts
Wofford*	24	1-6	1-2	2-2	4-10	2	4	0	0	5
Char So*	24	3-8	2-6	2-2	2-5	3	1	0	1	10
Davidson*	28	7-11	6-7	2-2	2-7	2	0	0	0	22
Iowa*	35	5-8	3-3	2-2	3-3	2	4	0	0	15
UCLA*	37	4-9	1-5	6-7	1-10	0	3	0	2	15
Georgia*	36	2-10	0-4	0-0	3-7	2	1	0	1	4
Kentucky*	28	2-8	1-4	0-0	1-2	1	2	0	2	5
Idaho State*	26	4-7	1-4	3-5	3-3	2	0	0	2	12
Stanford*	31	4-8	3-6	0-0	3-5	2	4	0	2	11
Morgan State*	24	5-9	1-3	2-2	1-4	4	1	0	0	13
Harvard*	27	7-13	3-4	0-0	3-8	1	1	2	0	17
N. Carolina*	23	1-8	0-3	0-0	3-4	1	1	0	1	2
Maryland*	28	2-7	1-4	2-2	0-2	6	1	0	1	7
Virginia*	30	2-5	1-3	4-4	1-9	1	1	0	0	9
Wake Forest*	29	5-9	1-3	4-5	1-6	1	3	0	0	15
NC State*	28	5-7	2-3	0-0	1-2	1	1	0	3	12
Duke*	20	1-4	0-1	2-2	2-6	2	1	0	0	4
Clemson*	25	5-7	3-4	0-0	0-1	0	2	0	0	13
Florida State*	24	2-4	0-1	7-7	0-1	2	0	0	3	11
N. Carolina*	21	2-10	1-5	0-0	1-1	0	0	0	2	5
Maryland*	22	4-6	3-4	1-2	2-5	1	1	0	1	12
Virginia*	26	0-5	0-4	2-3	2-3	2	1	1	0	2
Wake Forest*	22	1-3	0-1	0-0	0-1	1	1	0	1	2
NC State*	26	0-4	0-1	0-0	1-3	1	1	0	1	0
Duke*	23	1-5	0-2	0-0	3-10	0	2	0	1	2
Clemson	25	5-7	2-4	2-2	1-3	1	0	0	1	14
Florida State*	33	5-13	2-7	0-0	2-5	1	2	0	0	12
Virginia*	22	1-4	0-3	1-2	1-3	2	2	0	2	3
North Carolina* ..	17	1-3	1-3	0-0	1-2	0	0	0	1	3

PATRICK HARPRING

Guard • 6-2, 185 • Junior
Dunwoody, Ga. • Marist School

#51



AT TECH

Joined the team this season after spending the last two years as a student manager . . . Played in eight games off the bench . . . Scored his only points on a three-pointer against Morgan State.

PERSONAL

Full name is Patrick John Harpring . . . Born May 29, 1980 in Cincinnati, Ohio . . . Parents are Jack and Maureen Harpring . . . Younger

brother of former Tech all-America Matt Harpring (1995-98), now playing for the Cleveland Cavaliers . . . Father was an offensive tackle at Michigan who played opposite Dan Dierdorf . . . Grandfather played football at Navy while an uncle played for Notre Dame . . . Brother Brian was a tight end on Northwestern's 1996 Rose Bowl team, and another brother, John, played quarterback at Akron . . . Also has a younger sister, Megan, who plays basketball . . . Majoring in Management.

CAREER HIGHS

Points: 3
Morgan State, 12-23-00

Rebounds: 1
Morgan State, 12-23-00
Wofford, 11-17-00

Steals: 1
Wofford, 11-17-00


CAREER STATISTICS

Year	G-GS	MP-Avg	FG-FGA	Pct	3P-3PA	Pct	FT-FTA	Pct.	O- D	Reb	Avg	As	TO	Bl	St	TP	Avg
2001	8-0	14-1.8	1- 7	.143	1- 2	.500	0- 0	.000	1- 1	2	0.3	0	1	0	1	3	0.4

WINSTON NEAL

Guard • 6-1, 200 • Junior
Greenville, Ga. • Flint River Academy

#14



AT TECH

Joined the Tech program as a walk-on for the 1998-99 season . . . Spent his freshman year (1997-98) as a student manager . . . Hard-working player who contributes in practice . . . Played in eight games off the bench . . . Scored against Clemson and Morgan State.

PERSONAL

Full name is Winston Warner Neal . . . Born Nov. 23, 1978 . . . Parents are Winston and Sally Neal . . . Father is a cattle embryologist . . . Majoring in Industrial Engineering.

CAREER HIGHS

Points: 2
Clemson, 2-25-01
Morgan State, 12-23-00
Charleston Southern, 11-16-98

Rebounds: 2
Morgan State, 12-23-00

Assists: 1
Davidson, 11-24-00

CAREER STATISTICS

Year	G-GS	MP-Avg	FG-FGA	Pct	3P-3PA	Pct	FT-FTA	Pct.	O-D	Reb	Avg	As	TO	Bl	St	TP	Avg
1999	4-0	6-1.5	1- 3	.333	0- 0	.000	0- 0	.000	0-0	0	0.0	0	0	0	0	2	0.5
2000	3-0	5-1.7	0- 0	.000	0- 0	.000	0- 0	.000	1-0	1	0.3	0	0	0	0	0	0.0
2001	8-0	15-1.9	2- 7	.285	0- 2	.000	0- 0	.000	2-3	5	0.7	1	2	0	0	4	0.5
Total	15-0	26-1.7	3-10	.300	0- 2	.000	0- 0	.000	3-3	6	0.4	1	2	0	0	6	0.4

CLARENCE MOORE

**Forward • 6-4, 225 • Sophomore
Norco, La. • South LaFourche H.S.**

#5



AT TECH

Very athletic player who saw action at both forward slots as a freshman . . . A center in high school who is developing his perimeter skills . . . Excellent leaper who is able to block shots . . . Has a nose for the ball and seems to make things happen when he's on the floor . . . Needs to continue to work on ball-handling and passing skills . . . Changed to jersey No. 5 as a sophomore after wearing No. 42 as a freshman.

2000-01

Received a medical redshirt due to a broken foot . . . Broke the fifth metatarsal bone in his left foot in a

pickup game in early September . . . Underwent surgery Sept. 7 to insert a metal screw . . . Missed the entire preseason and the first four games . . . Played in five games in December but was not well enough to continue the season . . . Saw very limited action and averaged 1.2 points and 1.4 rebounds . . . Re-broke the bone and underwent a second surgery on Feb. 15.

PERSONAL

Clarence Aaron Moore, Jr. . . . Son of Clarence, Sr. and the late Avis Moore . . . Born April 4, 1981 . . . Majoring in Management . . . Nicknamed Moe.

CAREER HIGHS

Points: 17

Florida A&M, 2-5-00

Field Goals: 6

Florida A&M (6-8), 2-5-00

Field Goals Attempted: 9

Maryland (2-9), 2-15-00

UNCG (3-9), 12-28-99

Kansas (1-9), 11-27-99

Field Goal Pct: .750

Florida A&M (6-8), 2-5-00

3-Pt Field Goals: 2

Virginia (2-2), 2-9-00

3-Pt Field Goals Attempted: 2

Six games

Free Throws: 5

Florida A&M (5-5), 2-5-00

Free Throws Attempted: 6

Maryland (4-6), 2-15-00

Clemson (4-6), 3-4-00

Free Throw Pct: 1.000

Florida A&M (5-5), 2-5-00

Rebounds: 15

Maryland, 2-15-00

Assists: 5

UNCG, 12-28-99

Florida A&M, 2-5-00

Blocked Shots: 2

Maryland, 2-15-00

Florida State, 2-21-00

Steals: 5

Virginia, 2-9-00

CLARENCE MOORE GAME-BY-GAME

2000-01.....	MP	FG	3FG	FT	O-R	A	TO	Bl	St	Pts
Iowa.....	0+	0-0	0-0	0-0	0-0	1	0	0	0	0
UCLA	12	0-1	0-1	0-2	0-1	0	1	1	1	0
Georgia	10	0-2	0-1	0-0	0-1	3	0	0	1	0
Kentucky	13	0-1	0-0	1-2	1-2	4	0	0	1	1
Idaho State	5	1-1	0-0	0-0	0-0	0	0	0	0	2
Stanford.....	10	1-2	1-1	0-0	2-3	1	1	0	2	3

CAREER STATISTICS

Year	G-GS	MP-Avg	FG-FGA	Pct	3P-3PA	Pct	FT-FTA	Pct.	O- D	Reb	Avg	As	TO	Bl	St	TP	Avg
2000	30-5	528-17.6	54-142	.380	7-25	.280	29-41	.707	54-64	118	3.9	32	40	15	29	144	4.8
2001 *	6-0	50-8.3	2- 7	.286	1- 3	.333	1- 4	.250	3- 4	7	1.2	9	2	1	5	6	1.0
Total	36-5	578-16.1	56-149	.376	8-28	.285	30-45	.667	57-68	125	3.6	41	42	16	34	150	4.2

* Medical Redshirt

HEAD COACH PAUL HEWITT

Record at Tech: 17-12 (.586), 1st Season

Overall Record: 83-39 (.680), 4th Season

Paul Hewitt, given the task of restoring Georgia Tech's basketball program to the level it achieved in the 1980's and early 90's with 10 NCAA Tournament appearances and three Atlantic Coast Conference championships, has wasted little time putting the Yellow Jackets back on the map.

The 37-year-old Hewitt, who was named Tech's 12th head basketball coach on Apr. 6, has guided the Jackets back to the NCAA Tournament in his very first year on the Flats. Disproving the prevailing pre-season opinions that had Tech finishing no better than eighth in the ACC and gave the Jackets little chance to finish .500, Tech comes into the Big Dance 17-12 after a fifth-place finish (8-8) in the conference.

Hewitt was recognized as the Atlantic Coast Conference Coach of the Year, only the third time in league history that a first-year coach has won the award. He is also a finalist for the Naismith College Coach of the Year Award by the Atlanta Tipoff Club.


One of the rising stars of the coaching ranks, Hewitt has added to an already impressive, if brief, head coaching resume. This season, Tech knocked off storied programs such as UCLA and Kentucky and recorded five other wins in conference play over teams ranked in the top 15, and the Jackets won their first ACC Tournament game since 1996. This after guiding Siena College to an average of 22 wins and two post-season appearances in three seasons as head coach.

Tech's on-court accomplishments might not have been possible without his ability to win over a group of veteran players. Hewitt has demanded a high level of intensity, hustle and hard work, and his players have delivered. He teaches a style of basketball that is fast-paced, but is grounded in sound fundamentals.

His commitment to individual player development and instruction has paid big dividends for all the Tech players, particularly for the five seniors, who all have enjoyed the best seasons of their careers.

"Our search for a new head coach was extensive, because we were looking for the right fit," said Tech director of athletics Dave Braine. "I truly believe that Paul Hewitt is the right person for this job. We were looking for a coach who is a great recruiter, a very good communicator and an excellent teacher. Paul fits all three of these qualifications very well.

"He totally rebuilt the Siena program, and he has a great deal of confidence in his ability to get the job done here. He coaches an exciting brand of basketball, and he feels confident in being able to bring people back into



our coliseum and recreate the Thrillerdome atmosphere of the 1980's and early 90's."

Early results have been a return to the post-season for the Jackets and the return of fans to Alexander Memorial Coliseum, where average attendance was up more than 1,000 this year.

Hewitt's career record entering the NCAA Tournament is 83-39, including a 66-27 mark in three seasons at Siena.

At the Loudonville, N.Y., school, Hewitt revived a program that had been dormant since the mid-90's and molded it into one of the best in the Metro Atlantic Athletic Conference and among the best in the Northeast.

"I've been this profession for 11 years, and there are very few places that I could imagine that are better for me and my wife and our children to come and have a chance to continue to my coaching career," said Hewitt when he was introduced as Tech's head coach. "A lot of us have dreams and aspirations and many times they don't come true. Today a dream has come true.

"As I progressed through this profession, I started to realize the type of environments where I was most effective. Certainly the profile at Georgia Tech fits the type of place where I can do some very good work. The places I like to work are first of all, very strong academically. This school is one of the top 10 public schools in the country. The city of Atlanta is certainly appealing with the diversity it offers for your players and your family. The educational opportunities off the court and outside the classroom are tremendous here. Those characteristics will, I believe, make it very easy to recruit for Georgia Tech. I was looking for a place with a winning tradition, where it's been proven that you can win."

In three seasons at Siena, Hewitt developed one of the nation's highest scoring teams. Siena ranked third nationally in scoring each of his last two seasons there, and in three seasons the team averaged 85.6 points per game while shooting 38.1 percent from three-point range and 77.8 percent from the free throw line.

"I feel like I'm very well prepared for the job," said Hewitt. "I've learned under some great people, primarily George Raveling. He taught me an awful lot. He's been

HEAD COACH PAUL HEWITT

the foundation for my coaching career and a lot of my philosophies, and he's been there every step of the way to mentor me and give me advice. From a distance, I had a chance to observe John Thompson at Georgetown. I went to his camp back in 1980. When I got into coaching one of the things I did was to start working camps around the country, and I had a chance to work the Georgetown camp for four years. I observed and talked to and listened to Coach Thompson and absorbed as much as I could. I've also been very fortunate to work for some great people who have given me a lot of opportunities - Nick Marcarchuk, the head coach at Stony Brook (former head coach at Fordham), Steve Lappas at Villanova and the administration at Siena College, who gave me a big break."

Following a three-season stretch in which Siena posted a record of 22-59, Hewitt guided a young Saints team to a 17-12 overall record in his first season, including a 10-8 mark in the MAAC, and to its first-ever MAAC Tournament Championship game.

In his second year, Siena garnered a great deal of national attention after starting the season 18-2. The year culminated with a 25-6 overall record, the school's first-ever MAAC Tournament Championship and the first appearance in the NCAA Tournament since the famed 1988-89 season.

Hewitt again guided the Saints to the top of the MAAC standings in 1999-2000. Siena finished the season with a 24-9 overall mark and a MAAC-best 15-3 slate. He helped guide the Saints to their third consecutive MAAC Championship game appearance, and second-consecutive postseason berth - a bid to the National Invitation Tournament. Siena ousted Massachusetts in the first round of the Tournament before falling 105-103 in a thriller at Penn State University in the second round.

On Feb. 13 against Manhattan, his 84th game, Hewitt cracked the 60-win mark, becoming the second-fastest Saints coach to achieve that milestone - Mike Deane needed 81 games to win his 60th - and mentored the Saints to their first-ever outright conference regular-season title.

Hewitt's up-tempo style of play, combined with a relentless defensive attack, helped bring back the excitement that had been missing since Siena advanced to the Final Four of the 1994 National Invitation Tournament. In his first season, over 60,000 fans watched Siena play at the Pepsi Arena, making it the No. 1 draw in the MAAC. During the 1998-99 season, over 85,000 fans, an average of more than 6,500 per game, came through the turnstiles at the Pepsi Arena to watch Siena basketball. On Jan. 30 against MAAC rival Marist, 11,374 fans watched the Saints post an 84-78 win and improve to 17-2 overall, one of the top five crowds ever to watch Siena play at the Pepsi Arena. In 1999-2000, a total of 90,272 spectators came out to watch the Saints — again,

the best draw in the conference by far, as Siena posted a conference best 13-1 home record.

"I think the people here are going to enjoy our style of play," said Hewitt. "We're going to try to run and press. The system is important but the thing I think that has made us successful is our efforts in the area of player development. The coaching staff that I will put in place is going to be very strong in the area of player development. It's a program that I believe in. If you play the style that we play, which is a pressing and running style, you've got to teach people how to play the game.

"I'm very big on learning from others. At the Final Four, I had a chance to hear Pete Newell speak, and he said something that I wrote down. He said he thinks the game today is over-coached and under-taught. I think if you watch us play, you will see a team that is not over-coached but is very well-taught. We're going to put a strong emphasis on teaching guys how to play the game. When you play a high-scoring, fast-paced style, situations come up that your players need to know how to react to. You can't stop and call every play and diagram every cut."

Success has followed Hewitt in every stop he has made in his coaching career.

He came to Siena from the venerable Big East program at Villanova, where he spent five seasons (1992-97) as an assistant to head coach Steve Lappas. During his final season in Philadelphia, Hewitt was promoted to associate head coach.

While there, Hewitt helped lead the Wildcats to four straight 20-win seasons in five years, three consecutive trips to the NCAA Tournament, and an NIT Championship in 1994, when Villanova beat Siena in the semi-finals en route to the title. In 1997, Villanova was the No. 4 seed in the East Region and lost to California in the second round, finishing the season with a 24-10 record.

Hewitt has also made an impressive name for himself

THE HEWITT FILE

Full Name: Paul H. Hewitt

Born: May 4, 1963

Education:

B.A. in Journalism and Economics (1985)
St. John Fisher College (Rochester, N.Y.)

Playing Career:

Four-year letterwinner at St. John Fisher
(1982-85)

Family:

Wife, Dawnette, and daughters Olivia, Danielle
and Kayla

Joined Tech Staff: April 6, 2000

HEAD COACH PAUL HEWITT

as a recruiter. In his time at Villanova, he helped the Wildcats land four top-20 recruiting classes from 1993 to 1997. Included in those classes were Tim Thomas, the nation's top-ranked high school senior in 1996 who is now playing for the Milwaukee Bucks, as well as Jason Lawson, Alvin Williams and Malik Allen.

His potential was recognized early on. In 1996, Eastern Basketball magazine named him one of the top four assistant coaches on the East Coast ready to take over a head coaching position. Basketball Weekly named him one of the top 10 assistant coaches in the United States that same year.

Prior to his stint at Villanova, Hewitt served as an assistant coach at Fordham University for two years (1990-92), when the Rams posted a 45-18 mark. During those two seasons, the Bronx school won two-straight Patriot League regular-season championships and made the NCAA Tournament in 1992.

He moved to Fordham after spending a year under

the legendary George Raveling at Southern California, where he served as a graduate assistant. Hewitt's first collegiate job came as an assistant coach at C.W. Post on Long Island during the 1988-89 school year. He helped guide the Pioneers to the ECAC New York State Division Championship that season.

Hewitt spent three years as the junior varsity head coach at Westbury High School on Long Island (1985-88) following his graduation from St. John Fisher College in Rochester, N.Y.

A 1985 graduate of St. John Fisher College with a bachelor of arts degree in journalism and economics, Hewitt was a four-year letterwinner and served as the Cardinals' captain as a senior. He also worked toward a post-graduate degree in counseling and high school guidance at Long Island University and C.W. Post.

Hewitt and his wife, Dawnette, have three daughters, Olivia, Danielle and Kayla.

HEWITT AS A HEAD COACH

Year	School.....	Record	Conf.	Post-Season
2000-01	Georgia Tech.....	17-12	8-8	NCAA West Regional
1999-00	Siena	24-9	15-3	MAAC regular-season champions, NIT second round
1998-99	Siena	25-6	13-5	MAAC tournament champions, NCAA
1997-98	Siena	17-12	10-8	MAAC tournament runner-up
Totals	Siena	83-39	46-24	Overall winning percentage (.680)


HEWITT AS AN ASSISTANT COACH

1996-97	Villanova	24-10	NCAA 2nd round
1995-96	Villanova	26-7	NCAA 2nd round
1994-95	Villanova	25-8	Big East tournament champions, NCAA
1993-94	Villanova	20-12	NIT champions
1992-93	Villanova	8-19	
1991-92	Fordham	20-10	Patriot League regular-season champions, NCAA
1990-91	Fordham	25-8	Patriot League regular-season champions, NIT
1989-90	Southern Cal	10-22	Graduate Assistant
1988-89	C.W. Post.....	19-11	ECAC New York state division champions


COACHING STAFF



DEAN KEENER
Assistant Coach
1st Year at Tech



WILLIE REESE
Assistant Coach
2nd Year at Tech



CLIFF WARREN
Assistant Coach
1st Year at Tech



PETER ZAHARIS
Director of Operations
1st Year at Tech

THE KEENER FILE

Full Name: Dean Matthew Keener

Born: September 18, 1965

Family: Married to the former Meg Young

Education:

B.S. in Economics (1988), Davidson College

Playing Experience:

Four-year letterman at Davidson (1985-88)

Coaching Experience:

Graduate Assistant Coach, Drake (1988-90)

Assistant Coach, Southern California (1990-91)

Assistant Coach, Virginia Tech (1991-95)

Assistant Coach, Southern Methodist (1995-97)

Assistant Coach, Virginia Tech (1997-99)

Assistant Coach, James Madison (1999-2000)

Assistant Coach, Georgia Tech (2000-present)

Joined Tech Staff: May, 2000

THE REESE FILE

Full Name: Willie Rayford Reese

Born: December 6, 1966

Family: Wife, Subrina; son, Willie, 9, and daughter, Jasmine, 7

Education:

B.S. in Management (1989), Georgia Tech

Playing Experience:

Four-year letterman at Georgia Tech (1986-89)

Coaching Experience:

Landmark Christian Academy, head coach, five seasons (1994-95 through 1998-99); Georgia Tech, assistant coach (1999-present)

Joined Tech Staff: May 17, 1999

THE WARREN FILE

Full Name: Jon Clifford Warren

Born: March 8, 1968

Education:

B.S. in Business Finance (1990), Mount St. Mary's

Masters in Business Administration (1993), Mount St. Mary's

Playing Experience:

Four-year letterman at Mount St. Mary's (1987-90); one season of professional basketball with the Frederick Flyers (Atlantic Basketball Association)

Coaching Experience:

Assistant Coach, Mount St. Mary's (1994-97)

Assistant Coach, Siena (1997-2000)

Assistant Coach, Georgia Tech (2000-present)

Joined Tech Staff: May, 2000

THE ZAHARIS FILE

Full Name: Peter J. Zaharis

Birthdate: February 24, 1966

Family: Married to the former Ritsa Demetriades

Education:

B.S. in Management/International Business (1987), Masters in Business Administration (1989), New York University

Experience:

Assistant Coach, Holy Trinity High School (1992-95)

Assistant Coach, New York University (1995-96)

Administrative Assistant, Villanova (1996-97)

Assistant Coach, Villanova (1997-2000)

Joined Tech Staff: May, 2000

2000-01 BOXSCORES

GEORGIA TECH 92, WOFFORD 49

11-17-00 • Alexander Memorial Coliseum

The Paul Hewitt era at Georgia Tech opened with a victory as the Yellow Jackets routed Wofford, 92-49, led by Shaun Fein's 32 points. Fein hit 12 of 16 shots from the field, including 7-for-11 from three-point range to record his highest point total in a Tech uniform. Alvin Jones contributed 14 points and nine rebounds, while Tony Akins added 10 points and five assists for the Yellow Jackets, who shot 52 percent from the field and canned 14 three-pointers on 24 attempts. Tech held Wofford to just 26 percent shooting and outrebounded the Terriers 51-33. Ahead by 15 at the half, Tech built the lead to as many as 47 points in the second half before emptying its bench. Tech's 43-point advantage was its largest margin of victory since a 56-point win over Florida A&M in 1994-95.

WOFFORD	FG-A	3P-A	FT-A	RB	A	TO	BL	ST	TP	MP
Nixon	2-13	0-2	5-6	1	1	3	0	2	9	27
Sterley	2-8	1-2	0-2	2	1	2	0	0	5	27
Hastie	3-9	0-0	1-5	5	0	0	2	0	7	26
Pryor	2-6	1-4	4-4	3	3	3	1	0	9	31
Largent	1-6	0-2	4-6	2	1	1	1	1	6	31
Lenzly	2-7	1-3	3-4	3	1	3	0	1	8	23
White	0-2	0-1	0-2	4	1	1	0	0	0	16
Eaton	0-0	0-0	0-0	0	0	0	0	0	0	2
Colin	1-3	0-2	0-0	0	0	0	0	0	2	6
Boyce	1-1	0-0	1-2	2	0	3	0	0	3	11
Team				11						
Totals	14-55	3-16	18-31	33	8	17	4	4	49	200

FG:	1st (6-27)	.222	2nd (8-28)	.286	Game (14-55)	.255
3PT:	1st (1-6)	.167	2nd (2-10)	.200	Game (3-16)	.188
FT:	1st (15-24)	.625	2nd (3-7)	.429	Game (18-31)	.581

TECH	FG-A	3P-A	FT-A	RB	A	TO	BL	ST	TP	MP
Babul	1-3	0-0	3-4	5	2	1	1	2	5	16
Lewis	1-6	1-2	2-2	10	2	4	0	0	5	24
Jones	6-11	0-0	2-4	9	1	1	4	0	14	24
Akins	3-6	2-3	2-2	1	5	1	0	1	10	25
Fein	12-16	7-11	1-2	4	1	1	0	3	32	22
LaBarrie	3-6	0-0	0-0	4	1	0	0	0	6	11
Vines	3-5	3-4	0-0	1	3	1	0	3	9	16
Neal	0-0	0-0	0-0	0	0	0	0	0	0	2
Lane	3-6	1-3	0-0	2	3	0	0	1	7	18
Brooks	2-4	0-0	0-2	8	4	2	0	3	4	24
Isenhour	0-2	0-0	0-0	2	0	4	0	0	0	16
Harping	0-1	0-1	0-0	1	0	0	0	1	0	2
Team				4						
Totals	34-66	14-24	10-16	51	22	15	5	14	92	200

FG:	1st (16-32)	.500	2nd (18-34)	.529	Game (34-66)	.515
3PT:	1st (4-9)	.444	2nd (10-15)	.667	Game (14-24)	.583
FT:	1st (7-10)	.700	2nd (3-6)	.500	Game (10-16)	.625

Wofford	28	21	-	49
Georgia Tech	43	49	-	92

Officials: Patillo, Poole, Lombard Attendance: 4,328

GEORGIA TECH 85, CHARLESTON SOUTHERN 62

11-21-00 • Alexander Memorial Coliseum

Alvin Jones had 21 points, nine rebounds and five blocked shots and all five starters scored in double figures in Georgia Tech's 85-62 win over Charleston Southern. Tony Akins added 15 points and eight assists, and Jon Babul scored 12 points for the Yellow Jackets. Akins scored 13 points in the first half as Tech built a 15-point lead and then extended its advantage to as many as 31 in the second half.

CSU	FG-A	3P-A	FT-A	RB	A	TO	BL	ST	TP	MP
Mitchell	4-13	0-2	3-4	7	1	4	1	2	11	17
Linney	0-3	0-0	4-4	4	0	1	0	1	4	13
Pejovic	1-4	0-0	1-2	2	0	1	1	0	3	19
Gilmore	0-2	0-1	0-0	2	2	1	0	1	0	17
Granger	5-7	2-3	1-2	1	1	0	0	0	13	16
O'Neil	0-3	0-0	1-4	1	5	2	0	2	1	23
Karanovic	2-5	1-4	0-0	2	1	1	1	1	5	12
Mandic	0-0	0-0	0-0	0	0	0	0	0	0	3
Seegars	3-11	1-7	3-4	5	1	3	1	3	10	26
Coe	2-3	0-0	0-0	1	0	0	0	1	4	15
Perica	0-5	0-0	0-0	3	0	3	0	0	0	17
White	2-3	0-0	3-3	1	1	3	0	0	7	16
Wells	2-6	0-0	0-0	6	1	0	0	0	4	6
Team				3		1				
Totals	21-65	4-17	16-23	38	13	20	4	11	62	200

FG:	1st (8-31)	.258	2nd (13-34)	.382	Game (21-65)	.323
3PT:	1st (2-8)	.222	2nd (2-8)	.250	Game (4-17)	.235
FT:	1st (7-12)	.583	2nd (9-11)	.818	Game (16-23)	.696

TECH	FG-A	3P-A	FT-A	RB	A	TO	BL	ST	TP	MP
Babul	3-8	0-0	6-6	4	2	0	2	3	12	21
Lewis	3-8	2-6	2-2	5	3	1	0	1	10	24
Jones	8-12	0-0	5-8	9	0	4	5	0	21	27
Akins	5-8	3-4	2-2	5	8	2	0	4	15	29
Fein	4-6	2-3	1-1	2	3	1	0	0	11	15
LaBarrie	4-4	1-1	0-0	0	3	0	0	0	9	13
Vines	2-7	1-3	0-0	6	2	2	0	1	5	19
Neal	0-1	0-0	0-0	1	0	0	0	0	0	2
Lane	0-4	0-2	0-0	3	1	2	0	0	0	18
Brooks	1-4	0-0	0-0	3	0	4	3	2	2	20
Isenhour	0-0	0-0	0-0	0	0	0	0	0	0	10
Harping	0-0	0-0	0-0	0	0	1	0	0	0	2
Team				3		1				
Totals	30-62	9-19	16-19	41	22	18	10	11	85	200

FG:	1st (14-28)	.500	2nd (16-34)	.471	Game (30-62)	.484
3PT:	1st (7-13)	.538	2nd (2-6)	.333	Game (9-19)	.474
FT:	1st (5-5)	1.000	2nd (11-14)	.786	Game (16-19)	.842

Charleston Southern	25	37	-	62
Georgia Tech	40	45	-	85

Officials: Styons, Lindsay, Upton Attendance: 4,194

GEORGIA TECH 92, DAVIDSON 61

11-24-00 • Alexander Memorial Coliseum

Marvin Lewis scored 22 points, including 6-of-7 3-point attempts, and Alvin Jones had 15 points, 14 rebounds and five blocked shots as Georgia Tech beat Davidson, 92-61. The Wildcats double-teamed Jones nearly every time he touched the ball, leaving Lewis and others uncovered at the 3-point line. Tech made them pay by hitting 12-of-25 shots from that distance. Five different players made threes for the Yellow Jackets. Davidson had 16 turnovers, and many led to easy baskets for Tech. The Jackets tallied assists on 20 of their 31 baskets, and all 12 players saw action. The Jackets enjoyed a 47-34 rebounding edge. Tony Akins scored 17 points for Tech and had four assists and no turnovers. Jones held Martin Ides, the Wildcats 7-foot-2 starting center, to just one point and one rebound in 15 minutes.

DAVIDSON	FG-A	3P-A	FT-A	RB	A	TO	BL	ST	TP	MP
Erege	5-9	0-0	2-5	6	0	2	1	0	12	21
Pearson	3-10	0-0	0-0	8	1	3	1	0	6	28
Ides	0-3	0-0	1-2	1	1	0	0	0	1	15
Tonella	0-2	0-0	1-2	4	5	0	0	1	1	30
Bernard	4-12	2-4	2-3	2	2	3	0	2	12	32
Eho	2-5	1-2	0-0	3	0	1	0	0	5	13
Anderer	1-5	1-3	0-0	1	0	1	0	0	3	8
Ford	2-5	2-4	4-4	1	0	0	0	1	10	11
Booker	3-4	1-2	0-1	3	2	2	0	0	7	19
Lusakueno	0-0	0-0	0-0	1	1	2	0	0	0	6
Dickens	2-5	0-0	0-0	2	1	2	0	0	4	17
Team				2						
Totals	22-60	7-15	10-17	34	13	16	2	4	61	200

FG:	1st (12-30)	.400	2nd (10-30)	.333	Game (22-60)	.367
3PT:	1st (5-7)	.714	2nd (2-8)	.250	Game (7-15)	.467
FT:	1st (3-6)	.500	2nd (7-11)	.636	Game (10-17)	.588

TECH	FG-A	3P-A	FT-A	RB	A	TO	BL	ST	TP	MP
Babul	1-5	0-0	2-2	4	0	2	0	1	4	22
Lewis	7-11	6-7	2-2	7	2	0	0	0	22	28
Jones	4-8	0-0	7-10	14	3	3	5	0	15	27
Akins	7-10	3-4	0-0	4	4	0	0	2	17	23
Fein	3-10	1-7	1-2	3	2	0	0	1	8	25
LaBarrie	1-3	1-2	0-0	1	1	0	0	0	3	14
Vines	1-4	0-2	3-4	3	3	1	0	5	5	15
Neal	0-1	0-1	0-0	0	1	0	0	0	0	2
Lane	2-5	1-2	2-2	1	0	1	0	0	7	14
Brooks	4-5	0-0	0-0	3	2	1	2	2	8	17
Isenhour	1-4	0-0	1-3	2	2	2	0	0	3	11
Harping	0-0	0-0	0-0	0	0	0	0	0	0	2
Team				5						
Totals	31-66	12-25	18-25	47	20	10	7	11	92	200

FG:	1st (16-36)	.444	2nd (15-30)	.500	Game (31-66)	.470
3PT:	1st (5-15)	.333	2nd (7-10)	.700	Game (12-25)	.480
FT:	1st (11-13)	.846	2nd (7-12)	.583	Game (18-25)	.720

Davidson	32	29	-	61
Georgia Tech	48	44	-	92

Officials: Wood, Hess, Valentine Attendance: 4,630

2000-01 BOXSCORES

IOWA 85, GEORGIA TECH 67

11-28-00 • Carver-Hawkeye Arena • Iowa City, Iowa

Luke Recker scored 21 points and Reggie Evans recorded a double-double with 17 points and 15 rebounds as Iowa beat Georgia Tech, 85-67, in the ACC-Big Ten Challenge. Iowa took the lead for good midway through the first half after trailing by as many as six points and pulled away from the Yellow Jackets down the stretch. Dean Oliver added 14 points for Iowa, which outrebounded Tech 45-22 and shot 62 percent in the second half. Alvin Jones led Georgia Tech with 24 points, while Tony Akins and Marvin Lewis each scored 15. Iowa led 54-42, its biggest lead to that point, after Recker sank three free throws with 12:30 left. Akins then scored seven straight Tech points, including a three-pointer that drew the Jackets to 56-49, but they could get no closer. Oliver sank two free throws for a 58-49 lead and answered a Georgia Tech basket with a three-pointer from the left wing. A Ryan Hogan free throw and a three-pointer by Recker finished an 11-2 run that gave Iowa a 65-51 lead with 8:47 remaining. Recker then hit two more three-pointers to keep Iowa safely ahead. Georgia Tech gave Iowa trouble early with its full-court press and by getting the ball inside to the 6-foot-11 Jones, a senior going against a freshman, Jared Reiner. Jones made his first four shots as Georgia Tech took an 11-5 lead, and the Jackets led 16-11 after Lewis' jump shot with 13:48 left in the half. At that point, Iowa had more turnovers (7) than baskets (4). But Jones was not as effective when the 6-8 Evans switched on to him, and Tech could not press when it stopped making shots. After hitting seven shots in the first 6:12, the Jackets made only three over the next eight minutes and Iowa capitalized.

TECH	FG-A	3P-A	FT-A	RB	A	TO	BL	ST	TP	MP
Babul	0-0	0-0	0-0	0	0	1	0	0	0	5
Lewis	5-8	3-3	2-2	3	2	4	0	0	15	35
Jones	9-13	0-0	6-9	7	0	1	1	1	24	29
Akins	5-9	3-5	2-5	2	3	3	0	2	15	29
Fein	2-8	0-5	2-4	2	4	2	0	2	6	32
LaBarrie	0-1	0-1	0-0	1	0	0	0	1	0	7
Vines	0-4	0-3	0-0	3	4	0	0	0	0	15
Lane	0-1	0-1	0-0	0	0	3	1	0	0	8
Brooks	3-7	0-0	1-2	3	2	3	0	2	7	26
Isenhour	0-0	0-0	0-0	1	0	1	0	0	0	14
Totals	24-51	6-18	13-22	22	15	18	2	8	67	200
FG:	1st (13-26)	.500	2nd (11-25)	.440	Game (24-51)					.471
3PT:	1st (3-10)	.300	2nd (3-8)	.375	Game (6-18)					.333
FT:	1st (4-9)	.444	2nd (9-13)	.692	Game (13-22)					.591

IOWA	FG-A	3P-A	FT-A	RB	A	TO	BL	ST	TP	MP
Henderson	0-0	0-0	3-4	1	2	3	0	1	3	17
Evans	6-9	0-0	5-8	15	2	2	0	0	17	35
Reiner	3-4	0-0	2-2	4	0	0	1	0	8	15
Oliver	4-8	3-5	3-4	2	5	2	0	2	14	33
Recker	6-15	4-9	5-5	1	7	4	0	1	21	33
Hogan	1-5	1-3	1-2	4	2	0	0	0	4	14
Worley	3-6	1-2	2-2	1	0	3	0	0	9	18
Boyd	1-3	1-2	1-2	1	2	2	0	1	4	10
Fermino	1-1	0-0	0-0	1	0	0	0	0	2	1
Thompson	0-0	0-0	0-0	0	0	1	0	0	0	1
Smith	0-0	0-0	0-0	0	0	0	0	0	0	1
Scott	1-3	0-0	0-0	6	0	1	0	0	2	12
Sonderleiter	0-1	0-0	1-3	3	0	1	0	1	1	10
Team				6		1				
Totals	26-55	10-21	23-32	45	20	20	1	6	85	200
FG:	1st (13-34)	.382	2nd (13-21)	.619	Game (26-55)					.473
3PT:	1st (5-11)	.455	2nd (5-10)	.500	Game (10-21)					.476
FT:	1st (9-14)	.643	2nd (14-18)	.778	Game (23-32)					.719

Georgia Tech	33	34	-	67
Iowa	40	45	-	85

Officials: Hightower, Rucker, Sanzere

Attendance: 15,500

GEORGIA TECH 72, UCLA 67

12-02-00 • Arrowhead Pond • Anaheim, Calif.

Tony Akins had 28 points and five assists, and Marvin Lewis added 15 points and 10 rebounds as Georgia Tech defeated UCLA, 72-67, in the seventh annual John Wooden Classic. Shaun Fein had 13 points for the Yellow Jackets, who earned their fourth win in five games under first-year coach Paul Hewitt. Alvin Jones, who brought an 18.5-point average into the game, was held to five points before fouling out with 3:48 left, but the Jackets were able to overcome his lack of productivity by holding UCLA to

only 18-of-63 shots (31 percent) and 4-of-18 from three-point range. Jason Kapono led the Bruins with 18 points, including 12-for-12 from the free throw line. Dan Gadzuric had 17 points and 12 rebounds and Earl Watson added 16 points but committed eight of UCLA's 19 turnovers. The Bruins led 31-22 in the first minute of the second half before Tech got its offense in gear. A basket by Akins with 7:42 remaining capped a 12-3 run and gave the Jackets a 56-49 lead, their largest of the game. A layup by Watson after a steal by Ryan Bailey made it 66-64 with 1:22 left. But Akins made a foul shot with 1:16 to play, and Fein added two more with 46.4 seconds left to make it 69-64. After Kapono's 3-pointer with 32 seconds left made it 69-67, UCLA failed to capitalize on several opportunities, and Lewis' three free throws in the final 21.2 seconds completed the scoring. UCLA missed its first 14 shots before T.J. Cummings made a layup with nearly 8-1/2 minutes gone. However, the Jackets weren't faring much better, and UCLA led at halftime 28-22 despite 16 points by Akins. But Tech outscored the Bruins 50-39 in the second half.

TECH	FG-A	3P-A	FT-A	RB	A	TO	BL	ST	TP	MP
Babul	1-8	0-2	0-0	2	0	1	2	2	2	19
Lewis	4-9	1-5	6-7	10	0	3	0	2	15	37
Jones	1-2	0-0	3-5	4	1	2	3	0	5	21
Akins	8-15	4-10	8-11	4	5	3	0	0	28	35
Fein	5-11	1-6	2-2	7	1	2	0	0	13	21
LaBarrie	0-0	0-0	0-0	0	0	0	0	1	0	2
Moore	0-1	0-1	0-2	1	0	1	1	1	0	12
Vines	0-5	0-3	0-0	3	1	1	0	2	0	10
Lane	3-6	3-5	0-0	4	0	1	0	0	9	15
Brooks	0-2	0-0	0-0	9	0	5	0	1	0	24
Isenhour	0-0	0-0	0-0	0	0	0	0	0	0	4
Totals	22-59	9-32	19-27	44	8	19	6	9	72	200
FG:	1st (8-34)	.235	2nd (14-25)	.560	Game (22-59)					.373
3PT:	1st (3-18)	.167	2nd (6-14)	.429	Game (9-32)					.281
FT:	1st (3-3)	1.000	2nd (16-24)	.667	Game (19-27)					.704

UCLA	FG-A	3P-A	FT-A	RB	A	TO	BL	ST	TP	MP
Barnes	1-5	0-0	0-1	3	2	3	0	0	2	16
Kapono	2-10	2-7	12-12	7	2	5	0	1	18	35
Gadzuric	7-17	0-0	3-7	12	1	1	1	2	17	36
Watson	5-12	2-3	4-7	5	3	8	0	4	16	39
Young	1-9	0-6	6-7	6	2	1	1	1	8	38
Knight	0-0	0-0	0-2	1	0	0	0	0	0	6
Bailey	0-2	0-1	0-0	1	1	0	0	1	0	14
Cummings	2-8	0-1	2-3	7	0	0	0	0	6	16
Team				7						
Totals	18-63	4-18	27-39	49	11	19	2	9	67	200
FG:	1st (8-26)	.308	2nd (10-37)	.270	Game (18-63)					.286
3PT:	1st (1-5)	.200	2nd (3-13)	.231	Game (4-18)					.222
FT:	1st (11-14)	.786	2nd (16-25)	.640	Game (27-39)					.692

Georgia Tech	22	50	-	72
UCLA	28	39	-	67

Officials: Jones, Jordan, Reyes

Attendance: 15,286

GEORGIA 75, GEORGIA TECH 70

12-6-00 • Alexander Memorial Coliseum

D.A. Layne scored a season-high 28 points, including 10 straight in the closing minutes to keep Georgia Tech at bay and the Georgia Bulldogs beat the state-rival Yellow Jackets 75-70. Anthony Evans added 15 points and Shon Coleman had 14 points for Georgia. Alvin Jones led Georgia Tech (4-2) with 24 points and 13 rebounds. Shaun Fein added 22 points, 19 in the second half. Tech's leading scorer, Tony Akins, averaging 17 points, was 1-for-12 and managed only two points, matching his previous low that he had as a freshman in 1998. Georgia, which never trailed in the game, led 52-51 with 9:44 left after a basket by T.J. Vines when Layne went to work. The 6-foot junior guard also chipped in with four assists and five rebounds in 34 minutes. Layne hit on a jumper, a 3-point basket and two free throws before another 3-pointer with 5:05 left for a 62-54 Bulldogs' lead in a 10-3 run broken only by a 3-pointer by Fein. Georgia Tech never got any closer than five points after Layne's run. The Jackets came out ice cold, fell behind 7-0 and made only three of their first 15 shots to fall behind by 11 points at 17-6 with only 9:13 gone. Tech made a late first half run and outscored Georgia 13-3 to gain a tie on a 3-point basket by Halston Lane 2:51 before the half, but the Bulldogs gained a 35-31 lead at intermission on a 3-point basket by Rashad Wright. Layne had 13 first-half points and Jones had 11 for Tech. Akins went 0-for-5 in the first half and was scoreless. His only basket came with 4:45 left in the game.

2000-01 BOXSCORES

GEORGIA	FG-A	3P-A	FT-A	RB	A	TO	BL	ST	TP	MP
Daniels	1-1	0-0	0-0	3	4	2	0	2	2	15
Coleman	5-10	0-1	4-9	9	2	5	3	1	14	33
Evans	4-7	0-0	7-10	9	2	3	0	0	15	31
Williams	1-8	0-3	1-2	2	2	1	0	0	3	32
Layne	9-17	3-7	7-9	5	4	3	0	2	28	34
Wright	2-3	1-1	4-5	3	0	0	0	1	9	29
Jones	0-0	0-0	1-2	2	1	1	0	0	1	13
Dryden	1-3	0-0	1-2	5	0	1	1	0	3	9
Thomas	0-1	0-0	0-0	0	0	1	0	0	0	4
Team				2						
Totals	23-50	4-12	25-39	40	15	17	4	6	75	200

FG:	1st (13-25)	.520	2nd (10-25)	.400	Game (23-50)	.460
3PT:	1st (1-5)	.200	2nd (3-7)	.429	Game (4-12)	.333
FT:	1st (8-15)	.533	2nd (17-24)	.708	Game (25-39)	.641

TECH	FG-A	3P-A	FT-A	RB	A	TO	BL	ST	TP	MP
Babul	0-3	0-0	0-0	1	1	1	0	0	0	13
Lewis	2-10	0-4	0-0	7	2	1	0	1	4	36
Jones	8-13	0-0	8-14	13	1	6	4	1	24	35
Akins	1-12	0-7	0-0	1	6	1	0	1	2	26
Fein	8-17	5-10	1-4	3	1	2	0	1	22	25
LaBarrie	0-0	0-0	0-0	0	0	0	0	0	0	3
Moore	0-2	0-1	0-0	1	3	0	0	1	0	10
Vines	2-4	1-3	1-2	0	2	0	0	2	6	16
Lane	1-5	1-2	2-3	6	1	0	0	1	5	13
Brooks	3-6	0-0	1-2	7	1	1	0	0	7	20
Isenhour	0-0	0-0	0-0	0	0	0	0	0	0	3
Team				7						
Total	25-72	7-27	13-25	46	18	12	4	8	70	200

FG:	1st (11-36)	.306	2nd (14-36)	.389	Game (25-72)	.347
3PT:	1st (3-11)	.273	2nd (4-16)	.250	Game (7-27)	.259
FT:	1st (6-11)	.545	2nd (7-14)	.500	Game (13-25)	.520

Georgia	35	40	-	75
Georgia Tech	31	39	-	70

Officials: Hess, Clougherty, Natili

Attendance: 10,000

GEORGIA TECH 86, KENTUCKY 84

12-09-00 • Philips Arena • Atlanta, Ga.

Shaun Fein's 10-footer off the left baseline with 1.3 seconds remaining gave Georgia Tech an 86-84 victory over Kentucky in the Delta Air Lines Classic. Fein's basket, Tech's first since the 7:03 mark, came after the Yellow Jackets had squandered an 83-70 lead in the final 6:03. Kentucky (3-4) had a 14-0 run to erase the deficit, taking an 84-83 lead on Tayshaun Prince's layup with 1:04 to play. Tech (5-2) tied it on a free throw by Alvin Jones, who had missed three in a row from the line in the final two minutes, with 51 seconds to play. After Keith Bogans missed a shot in the lane with a half-minute remaining, Jones secured the rebound and Tech took a timeout with 23 seconds left to set up the game-winning play, on which Fein took a pass in the corner, faked a three-pointer, dribbled and shot. The victory snapped Tech's six-game losing streak in the series, Kentucky now leads 56-15. Freshman Halston Lane led the Yellow Jackets with a season-high 23 points on 9 of 13 shooting that included 4-of-7 from 3-point range. Fein added 18 points and Tony Akins, who fed Fein for the game-winning shot, finished with 10. Bogans led Kentucky with 22 points, Prince added 20, Saul Smith 13 and Marvin Stone 11. Prince also had a game-high 10 rebounds. Kentucky opened with a 10-2 run, then saw the Jackets come back with a 9-0 burst to take a 27-22 lead. Tech led 52-50 at the half. After a see-saw start to the second, Akins converted a four-point play with 11:21 left to give Tech a 64-63 lead and start a 14-1 run that stretched the lead to 74-64 on Lane's 3-pointer with 8:48 to play. Lane's 3-pointer at the 7:08 mark made it 81-68 before Kentucky started its late rally that erased the deficit and set the stage for Fein's game-winner.

KENTUCKY	FG-A	3P-A	FT-A	RB	A	TO	BL	ST	TP	MP
Prince	7-13	0-4	6-8	10	5	2	1	1	20	37
Parker	3-10	0-0	1-2	5	2	0	3	1	7	26
Stone	4-7	0-1	3-3	7	1	1	0	1	11	23
Bogans	7-15	4-8	4-6	2	3	0	0	2	22	33
Smith	4-10	4-7	1-3	5	2	1	0	2	13	34
Hawkins	1-2	0-0	0-0	0	1	4	0	1	2	10
Blevins	0-1	0-1	0-1	0	0	0	0	1	0	18
Fitch	0-0	0-0	0-0	0	0	0	0	0	0	2
Daniels	0-2	0-0	0-2	2	2	1	0	0	0	10
Estill	2-2	0-0	5-7	5	1	1	1	0	9	15
Team				2						
Totals	28-62	8-21	20-32	38	17	10	5	9	84	200

FG:	1st (16-31)	.516	2nd (12-31)	.387	Game (28-62)	.452
3PT:	1st (6-11)	.545	2nd (2-10)	.200	Game (8-21)	.381
FT:	1st (12-19)	.632	2nd (8-13)	.615	Game (20-32)	.625

TECH	FG-A	3P-A	FT-A	RB	A	TO	BL	ST	TP	MP
Babul	2-5	0-0	5-6	4	1	0	0	0	9	26
Lewis	2-8	1-4	0-0	2	1	2	0	2	5	28
Jones	1-4	0-0	3-6	8	0	1	1	1	5	21
Akins	3-12	2-7	2-3	2	5	4	0	1	10	26
Fein	6-12	3-8	3-4	4	2	1	0	0	18	29
Moore	0-1	0-0	1-2	2	4	0	0	1	1	13
Vines	3-5	2-3	1-2	3	4	0	0	0	9	18
Lane	9-13	4-7	1-2	3	0	1	0	0	23	17
Brooks	3-5	0-0	0-1	5	3	2	0	2	6	26
Isenhour	0-0	0-0	0-0	0	0	0	0	0	0	2
Team				2		1				
Totals	29-65	12-29	16-26	35	20	12	1	7	86	200

FG:	1st (20-39)	.513	2nd (9-26)	.346	Game (29-65)	.446
3PT:	1st (8-17)	.471	2nd (4-12)	.333	Game (12-29)	.414
FT:	1st (4-8)	.500	2nd (12-18)	.667	Game (16-26)	.615

Kentucky	50	34	-	84
Georgia Tech	52	34	-	86

Officials: Scagliotta, Shaw, Luckie

Attendance: 16,388

GEORGIA TECH 78, IDAHO STATE 56

12-18-00 • Maples Pavilion • Stanford, Calif.

Georgia Tech got 13 points from Shaun Fein and Darryl LaBarrie and held Idaho State to 30.6-percent shooting from the floor to defeat the Bengals, 78-56, in the first round of the Stanford Invitational at Maples Pavilion. Tech blistered the Bengals in the first half by shooting 69.2 percent, hitting 18 of 26 field goal attempts, while Idaho State made just seven of 32 attempts (21.9 percent). LaBarrie, whose 13 points were a career high at Tech, scored 12 of them before intermission as the Yellow Jackets took a 45-21 lead into the locker room. Tech extended its lead to as many as 33 points in the second half, taking a 59-26 advantage after T.J. Vines' free throw at the 15:10 mark. Idaho State whittled the lead down to 20 at one points, but never threatened. LaBarrie made all five of his field goal attempts in the game, as did Fein. Marvin Lewis chipped in with 12 points on 4-of-7 shooting, and Alvin Jones scored nine and grabbed a game-high 11 rebounds. Jon Babul scored nine points, going 3-for-3 from the floor, and Tony Akins added seven points with five assists. D'Marr Suggs led Idaho State with 17 points, the only Bengal in double figures, while Jordie McTavish and Tim Erickson each scored eight.

IDAHO ST	FG-A	3P-A	FT-A	RB	A	TO	BL	ST	TP	MP
Erickson	2-10	0-3	4-4	1	2	1	0	0	8	22
Tracy	1-6	0-0	2-4	3	0	2	0	0	4	22
Silva	1-4	0-1	0-0	4	0	0	0	0	2	22
McTavish	2-8	2-4	2-2	1	4	6	0	2	8	27
Suggs	7-14	2-7	1-3	8	0	1	0	1	17	31
Kirkland	1-9	0-0	3-3	9	0	2	1	0	5	19
Nelson	3-4	0-0	0-1	3	0	0	1	0	6	17
Boticki	1-3	0-1	2-3	3	1	2	0	0	4	14
Rafiq	0-1	0-1	0-0	1	0	3	0	1	0	14
Bradley	1-3	0-2	0-0	0	1	1	0	0	2	10
Dixon	0-0	0-0	0-0	0	0	0	0	0	0	2
Team				4						
Totals	19-62	4-19	14-20	37	8	18	2	4	56	200

FG:	1st (7-32)	.219	2nd (12-30)	.400	Game (19-62)	.306
3PT:	1st (4-14)	.286	2nd (0-5)	.000	Game (4-19)	.211
FT:	1st (3-5)	.600	2nd (11-15)	.733	Game (14-20)	.700

TECH	FG-A	3P-A	FT-A	RB	A	TO	BL	ST	TP	MP
Babul	3-3	1-1	2-2	4	2	0	1	0	9	19
Lewis	4-7	1-4	3-5	3	2	0	0	2	12	26
Jones	3-9	0-0	3-5	11	0	3	5	0	9	23
Akins	3-7	1-3	0-0	4	5	2	0	2	7	22
Fein	5-5	1-1	2-2	2	2	1	0	1	13	17
Vines	3-6	0-1	1-1	3	3	2	0	2	7	19
Brooks	0-1	0-0	0-0	2	2	3	0	0	0	18
Lane	2-6	2-5	0-0	1	0	2	0	1	6	15
Moore	1-1	0-0	0-0	0	0	0	0	0	2	5
LaBarrie	5-5	2-2	1-2	3	0	0	0	1	13	19
Isenhour	0-1	0-0	0-0	0	1	5	0	0	0	13
Neal	0-2	0-1	0-0	1	0	0	0	0	0	2
Harping	0-2	0-0	0-0	0	0	0	0	0	0	2
Team				2						
Totals	29-55	8-18	12-17	36	17	18	6	9	78	200

2000-01 BOXSCORES

FG:	1st (18-26)	.692	2nd (11-29)	.379	Game (29-55)	.527
3PT:	1st (7-12)	.583	2nd (1-6)	.167	Game (8-18)	.444
FT:	1st (2-2)	1.000	2nd (10-15)	.667	Game (12-17)	.706

Idaho State	21	35	-	56
Georgia Tech	45	33	-	78

Officials: Sitov, McRoy, Brill

Attendance: 7,391

STANFORD 80, GEORGIA TECH 66

12-19-00 • Stanford Invitational • Stanford, Calif

Casey Jacobsen scored 19 points and Jason Collins had 16 points and 11 rebounds as third-ranked Stanford beat Georgia Tech 80-66 to win the Stanford Invitational. In their toughest test of the young season, the Cardinal (8-0) handled Georgia Tech's full-court press with tough inside play and proficient outside shooting. Twin brothers Jason and Jarron Collins combined for 31 points and 19 rebounds while playing excellent defense. Stanford also got 15 points apiece from Ryan Mendez, who hit four 3-pointers, and Jarron Collins to remain undefeated. The Cardinal needed a few minutes to adjust to Georgia Tech's press, which caused five straight turnovers early in the first half. The Yellow Jackets led 24-20 before the Cardinal scored 12 unanswered points during an 18-3 run. Shaun Fein led the Yellow Jackets with 24 points, hitting six 3-pointers, while Tony Akins and Marvin Lewis scored 11 points apiece. The Collins twins led Stanford out of trouble with strong play around the basket, particularly against shot-blocking Georgia Tech center Alvin Jones, who was limited to five rebounds and two blocks. Fein single-handedly kept Georgia Tech close in the second half with 11 points in the first seven minutes after halftime.

TECH	FG-A	3P-A	FT-A	RB	A	TO	BL	ST	TP	MP
Babul	0-1	0-0	0-0	1	1	0	0	0	0	16
Lewis	4-8	3-6	0-0	5	2	4	0	2	11	31
Jones	4-8	0-0	2-6	5	0	2	2	2	10	27
Akins	3-9	1-6	4-4	2	5	2	0	0	11	30
Fein	9-13	6-8	0-0	2	3	0	0	0	24	32
Isenhour	0-1	0-0	0-0	1	0	2	0	1	0	14
Vines	1-5	1-2	2-2	2	2	0	0	0	5	10
Brooks	1-1	0-0	0-0	1	0	2	0	0	2	15
Lane	0-3	0-2	0-0	1	1	2	0	1	0	12
Moore	1-2	1-1	0-0	3	1	1	0	2	3	10
LaBarrie	0-1	0-0	0-0	0	1	1	0	1	0	3
Team				1						
Totals	23-52	12-25	8-12	24	16	16	2	9	66	200

FG:	1st (11-28)	.393	2nd (12-24)	.500	Game (23-52)	.442
3PT:	1st (7-14)	.500	2nd (5-11)	.455	Game (12-25)	.480
FT:	1st (0-0)	.000	2nd (8-12)	.667	Game (8-12)	.667

STANFORD	FG-A	3P-A	FT-A	RB	A	TO	BL	ST	TP	MP
Collins	3-10	0-0	9-10	8	2	3	0	2	15	33
Mendez	5-9	4-7	1-2	5	3	1	0	1	15	33
Collins	6-10	0-0	4-5	11	0	1	1	0	16	25
McDonald	2-5	0-3	1-3	3	7	1	0	1	5	29
Jacobsen	7-15	2-6	3-4	4	0	2	0	1	19	35
Borchardt	1-1	0-0	2-2	1	0	2	0	0	4	15
Giovacchini	0-3	0-2	4-4	1	1	1	0	0	4	13
Barnes	1-2	0-1	0-0	0	0	0	0	0	2	10
Davis	0-1	0-0	0-0	1	0	2	0	1	0	5
Lottich	0-1	0-1	0-0	0	0	0	0	0	0	2
Team				5						
Totals	25-57	6-20	24-30	39	13	13	1	6	80	200

FG:	1st (11-24)	.458	2nd (14-33)	.424	Game (25-57)	.439
3PT:	1st (4-10)	.400	2nd (2-10)	.200	Game (6-20)	.300
FT:	1st (14-16)	.875	2nd (10-14)	.714	Game (24-30)	.800

Georgia Tech	29	37	-	66
Stanford	40	40	-	80

Officials: Sitov, Reynold, Gianquint

Attendance: 7,391

GEORGIA TECH 94, MORGAN STATE 58

12-23-00 • Alexander Memorial Coliseum

Shaun Fein led the way with 18 points and Alvin Jones added 17 as Georgia Tech (7-3) buried Morgan State in the second half for a 94-58 victory. Tech forced 24 turnovers and was credited with 14 steals. Coming off an 80-66 loss at No. 3 Stanford, Tech shot 52.2 percent for the game, and led 84-48 on Robert Brooks' five-foot jump shot with 4:42 remaining. Jones was 7-for-7 from the field and pulled down a game-high eight rebounds. Darryl LaBarrie scored 14 points and Marvin Lewis had 13 for Tech. Morgan State (2-5) managed only a basket by Brandon Reece during a nearly six-

minute span of the second half. Curtis King led the Bears with 16 points. Every player on Tech's roster scored except Vines, who handed out eight assists. The Jackets' 31 assists were the second-most in school history, topped only by 34 they handed out against Youngstown State in 1993. Tech forced 24 turnovers and grabbed a season-high 14 steals. Fein, whose 24 points at Stanford led Tech, hit a 3-pointer to put his team up 44-27 with 2:48 left in the first half. His basket gave the Jackets their biggest lead before halftime.

MSU	FG-A	3P-A	FT-A	RB	A	TO	BL	ST	TP	MP
King	8-16	0-0	0-0	2	2	1	1	0	16	30
Sims	0-5	0-0	0-0	6	1	2	0	0	0	19
Canady	6-9	0-0	0-0	6	2	6	4	0	12	31
Winkfield	3-9	0-3	4-4	1	1	1	0	2	10	26
McNeill	2-6	0-0	0-0	4	2	4	0	2	4	22
Barrow	1-2	1-2	0-1	1	1	2	0	0	3	18
Reece	1-1	0-0	1-2	2	1	0	0	0	3	6
Jenifer	1-4	0-0	0-1	0	1	1	0	1	2	8
Dukes	3-5	1-1	1-2	1	1	3	0	1	8	22
Frederick	0-2	0-0	0-1	3	1	3	0	1	0	14
Ward	0-0	0-0	0-0	0	0	0	0	0	0	4
Team				5		1				
Totals	25-59	2-6	6-11	31	13	24	5	7	58	200

FG:	1st (14-35)	.400	2nd (11-24)	.458	Game (25-59)	.424
3PT:	1st (2-5)	.400	2nd (0-1)	.000	Game (2-6)	.333
FT:	1st (1-4)	.250	2nd (5-7)	.714	Game (6-11)	.545

TECH	FG-A	3P-A	FT-A	RB	A	TO	BL	ST	TP	MP
Babul	2-5	0-1	5-5	4	5	0	0	3	9	18
Lewis	5-9	1-3	2-2	4	4	1	0	0	13	24
Jones	7-7	0-0	3-4	8	1	3	2	0	17	27
Akins	2-7	2-5	0-0	2	6	3	0	2	6	23
Fein	7-11	2-6	2-2	2	2	1	0	2	18	23
LaBarrie	7-9	0-2	0-0	2	0	1	0	1	14	17
Vines	0-4	0-3	0-0	2	8	6	0	4	0	17
Neal	1-2	0-0	0-0	2	0	0	0	0	2	2
Lane	3-7	1-3	1-2	4	1	0	0	1	8	14
Brooks	1-2	0-0	0-0	4	2	1	0	1	2	17
Isenhour	0-3	0-0	2-2	3	2	0	0	0	2	16
Harpring	1-3	1-1	0-0	1	0	0	0	0	3	2
Team				2						
Totals	36-69	7-24	15-17	40	31	16	2	14	94	200

FG:	1st (18-31)	.581	2nd (18-38)	.474	Game (36-69)	.522
3PT:	1st (4-13)	.308	2nd (3-11)	.273	Game (7-24)	.292
FT:	1st (8-8)	1.000	2nd (7-9)	.778	Game (15-17)	.882

Morgan State	31	27	-	58
Georgia Tech	48	46	-	94

Officials: Wood, Hull, Humes

Attendance: 4,577

GEORGIA TECH 90, HARVARD 59

12-28-00 • Alexander Memorial Coliseum

Tony Akins scored 19 points and Marvin Lewis added 17 as Georgia Tech blew out Harvard 90-59 with a strong second half. Alvin Jones finished with 13 points, 15 rebounds and eight blocks for the Yellow Jackets (8-3). Harvard had no one big enough to match up with Jones, a 6-foot-11 center whose rebound total was his best since he pulled down 15 in a 64-61 overtime loss to Stanford on Dec. 11, 1999. Jones' presence allowed Tech to finish with a 57-35 advantage on the boards and hold Harvard to 30.1 percent shooting. Trailing by 13 at halftime, the Crimson (5-4) was held scoreless until Elliott Prasse-Freeman's layup cut Tech's lead to 51-32 with 15:16 remaining. Tech took its first 20-point lead with 11:58 remaining when Akins' 3-pointer from the left side of the key made it 57-37. The Jackets went up by 30 points on a pair of free throws by Halston Lane. They ran out to an early 15-3 lead on three of Akins' 3-pointers, but the Crimson cut it to 18-17 on Prasse-Freeman's layin with 12:54 to go in the first half. Patrick Harvey's layin with 10:13 remaining allowed Harvard to trim Tech's lead to 24-22, but the Crimson never got any closer. Dan Clemente led Harvard with 19 points. Tech improved to 117-5 against non-conference opponents in games at Alexander Memorial Coliseum since 1981.

HARVARD	FG-A	3P-A	FT-A	RB	A	TO	BL	ST	TP	MP
Gellert	2-9	0-1	0-0	3	3	0	0	1	4	30
Clemente	6-21	3-9	4-4	9	2	2	0	1	19	36
Mayshak	0-5	0-0	1-4	4	0	1	1	1	1	21
Prasse-Freeman	3-5	1-1	0-1	3	4	7	0	1	7	35
Harvey	6-19	1-6	0-0	5	2	1	1	0	13	32
Lowder	0-1	0-1	0-0	0	0	0	0	0	0	2
Merchant	2-6	0-3	0-0	2	0	1	0	1	4	10
Walton	0-0	0-0	0-0	0	0	0	0	0	0	1

2000-01 BOXSCORES

Parker	0-2	0-0	3-4	2	0	0	0	1	3	11
Winter	1-2	0-0	0-2	2	0	2	0	1	2	10
Sigafoos	2-3	0-0	2-2	0	0	0	0	0	6	12
Team				5						
Totals	22-73	5-21	10-17	35	11	14	2	7	59	200
FG: 1st (13-36)	.361	2nd (9-37)	.243						Game (22-73)	.301
3PT: 1st (4-10)	.400	2nd (1-11)	.091						Game (5-21)	.238
FT: 1st (0-3)	.000	2nd (10-14)	.714						Game (10-17)	.588

TECH	FG-A	3P-A	FT-A	RB	A	TO	BL	ST	TP	MP
Babul	0-6	0-0	3-4	4	2	0	0	1	3	15
Lewis	7-13	3-4	0-0	8	1	1	2	0	17	27
Jones	4-6	0-0	5-7	15	4	4	8	3	13	26
Akins	7-11	5-6	0-0	5	3	3	0	2	19	24
Fein	4-10	2-6	0-0	4	5	0	0	0	10	22
LaBarrie	1-3	0-1	0-0	2	1	1	0	0	2	12
Vines	2-6	1-4	0-0	0	1	3	0	0	5	16
Neal	0-0	0-0	0-0	0	0	1	0	0	0	3
Lane	0-5	0-3	6-6	3	1	2	0	1	6	17
Brooks	4-5	0-0	1-4	9	3	6	0	1	9	24
Isenhour	2-3	0-0	2-3	3	0	1	1	0	6	12
Harping	0-1	0-0	0-0	0	0	0	0	0	0	2
Team				4						
Totals	31-69	11-24	17-24	57	21	22	11	8	90	200
FG: 1st (16-34)	.471	2nd (15-35)	.429						Game (31-69)	.449
3PT: 1st (5-11)	.455	2nd (6-13)	.462						Game (11-24)	.458
FT: 1st (6-11)	.545	2nd (11-13)	.846						Game (17-24)	.708

Harvard	30	29	-	59
Georgia Tech	43	47	-	90

Officials: Scagliotta, Valentine, Ayers Attendance: 5,112

NORTH CAROLINA 84, GEORGIA TECH 70

1-2-01 • Alexander Memorial Coliseum

Joseph Forte scored 20 points, including eight on two possessions early in the second half, and No. 13 North Carolina bounced back from a 12-point halftime deficit to beat Georgia Tech, 84-70, in the Atlantic Coast Conference debut for both head coaches, the Yellow Jackets' Paul Hewitt and UNC's Matt Doherty. North Carolina (10-2) trailed 44-32 at the half after enduring a stunning 24-3 run by the Yellow Jackets (8-4), who made four 3-pointers during the spurt and put on a textbook display of their hectic, fullcourt style of play. Spurred on by Forte, the Tar Heels gained control after the break. Kris Lang opened with a dunk before Forte swooped under the basket and rolled in a shot with a graceful finger roll as he eluded Tech's shot-blocking specialist, 6-foot-11 Alvin Jones. Tech's Jon Babul was called for a foul under the basket as the shot fell in, allowing North Carolina to keep the ball, and Forte connected on a three from the top of the key, turning it into a five-point possession. Georgia Tech missed on its next trip down the floor, and Forte blew the other way, hitting the shot and drawing a foul. Forte converted the three-point play, bringing North Carolina within 44-42. The Yellow Jackets withstood the opening barrage, but North Carolina finally broke through with the decisive run a few minutes later. Forte hit another three, Max Owens tied the score with a jumper and Lang put the Tar Heels ahead to stay, 53-51, on a hook with 13:08 remaining. Georgia Tech managed only one basket during a 7 1/2-minute span as North Carolina pushed the lead into double digits. The Tar Heels, who shot 38 percent and had 11 turnovers in the first half, lost the ball only twice in the second half against Tech's full-court pressure and improved to 52 percent shooting. The Yellow Jackets, on the other hand, hit only 23 percent (7-of-30) from the field in the second half. Tony Akins led Tech with 23 points, but the other four starters combined to shoot 8-of-39 for the game. Lang had 18 points and Owens added 17 for North Carolina, which stretched its winning streak to eight in a row and beat Tech for the fifth straight time.

UNC	FG-A	3P-A	FT-A	RB	A	TO	BL	ST	TP	MP
Capel	3-5	1-3	7-7	5	2	1	1	0	14	23
Lang	7-14	0-0	4-6	12	0	0	2	0	18	31
Haywood	0-6	0-0	0-1	7	3	1	0	1	0	21
Curry	1-1	0-0	4-6	4	4	2	0	0	6	31
Forte	7-14	2-5	4-7	4	3	2	2	3	20	32
Morrison	1-3	0-0	0-0	1	1	1	1	0	2	8
Holmes	0-0	0-0	0-0	2	0	1	0	0	0	2
Owens	6-10	1-4	4-4	4	2	3	0	2	17	25
Boone	0-2	0-2	0-0	0	0	1	0	0	0	7
Johnson	0-0	0-0	0-0	1	1	0	0	0	0	4
Peppers	2-5	0-0	3-7	6	0	1	0	1	7	16
Team				3						
Totals	27-60	4-14	26-38	49	16	13	6	7	84	200

FG: 1st (11-29)	.379	2nd (16-31)	.516	Game (27-60)	.450
3PT: 1st (2-9)	.222	2nd (2-5)	.400	Game (4-14)	.286
FT: 1st (8-11)	.727	2nd (18-27)	.667	Game (26-38)	.684

TECH	FG-A	3P-A	FT-A	RB	A	TO	BL	ST	TP	MP
Babul	1-5	0-0	6-7	2	0	2	2	0	8	22
Lewis	1-8	0-3	0-0	4	1	1	0	1	2	23
Jones	3-12	0-0	5-8	8	2	3	3	1	11	31
Akins	7-13	6-10	3-4	5	1	3	0	1	23	33
Fein	3-14	1-4	3-4	2	2	1	0	0	10	32
LaBarrie	1-1	0-0	0-0	0	2	0	0	0	2	6
Vines	0-2	0-1	2-2	0	1	0	0	1	2	9
Lane	4-5	3-3	0-0	5	1	1	0	0	11	22
Brooks	0-0	0-0	0-0	1	1	1	1	0	0	10
Isenhour	0-1	0-0	1-2	0	1	1	0	1	1	12
Team				7						
Totals	20-61	10-21	20-27	34	12	13	6	5	70	200

FG: 1st (13-31)	.419	2nd (7-30)	.233	Game (20-61)	.328
3PT: 1st (6-10)	.600	2nd (4-11)	.364	Game (10-21)	.476
FT: 1st (12-16)	.750	2nd (8-11)	.727	Game (20-27)	.741

North Carolina	32	52	-	84
Georgia Tech	44	26	-	70

Officials: Rose, Jones, Cofer Attendance: 9,510

MARYLAND 93, GEORGIA TECH 80

1-6-01 • Cole Field House • College Park, Md.

Juan Dixon scored a season-high 28 points as No. 17 Maryland built a big first half lead to hold off Georgia Tech 93-80. Terence Morris had his first double-double of the season with 19 points and 13 rebounds for the Terrapins, who have won eight of the last nine meetings with the Yellow Jackets. All nine players who saw action scored at least four points for Maryland (11-3, 2-0 ACC), which is riding a 10-game winning streak. Tony Akins scored 20 points while Alvin Jones had 15 points, 14 rebounds and eight blocks for Georgia Tech (8-5, 0-2). Dixon made 11 of 11 free throws and also had eight steals, one shy of a Maryland record. Danny Miller had 10 points for Maryland, which ended a school-record streak of four-straight games scoring 100 points. Six different players scored as Maryland took control with an impressive 18-0 run during a five-minute span of the first half. Maryland led 19-15 when Drew Nicholas started the blitz with a pull-up jumper at the 12:14 mark. Dixon's layup off a turnover 4:46 later gave Maryland a commanding 37-15 advantage. Georgia Tech missed five shots and committed four turnovers during the run. Akins was the catalyst as Georgia Tech outscored Maryland 15-2 in the opening 5:28 of the second half to get within 55-49. The Terrapins committed five turnovers and did not score a field goal during the drought, which enabled the Jackets to get within six points for the first time since the 15:07 mark of the first half. Morris then scored seven straight points to help Maryland push the lead back to 72-57 with 9:11 remaining. It was back-and-forth the rest of the way with the Yellow Jackets never getting closer than 12 points. Darryl LaBarrie scored a career-high 15 points for Georgia Tech, which was out-rebounded 46-32 and committed 20 turnovers. Jones outplayed Baxter on both ends, using his three-inch size advantage to prevent the Maryland center from scoring inside. Baxter was held to seven points, his lowest output in more than a year, and got in foul trouble trying to defend Jones.

TECH	FG-A	3P-A	FT-A	RB	A	TO	BL	ST	TP	MP
Babul	3-8	0-0	3-4	3	1	1	1	1	9	30
Lewis	2-7	1-4	2-2	2	6	1	0	1	7	28
Jones	5-7	0-0	5-10	14	2	2	8	2	15	29
Akins	6-15	4-11	4-5	3	2	3	0	1	20	33
Fein	3-6	3-5	0-0	3	2	3	0	0	9	24
LaBarrie	7-8	1-2	0-0	3	3	6	0	2	15	23
Vines	2-3	0-1	1-1	1	1	2	0	0	5	9
Lane	0-2	0-1	0-0	0	0	0	0	0	0	3
Brooks	0-0	0-0	0-0	0	0	1	0	0	0	8
Isenhour	0-1	0-0	0-0	2	0	1	1	2	0	13
Team				1						
Totals	28-57	9-24	15-22	32	17	20	10	9	80	200

FG: 1st (13-29)	.448	2nd (15-28)	.536	Game (28-57)	.491
3PT: 1st (4-11)	.364	2nd (5-13)	.385	Game (9-24)	.375
FT: 1st (4-5)	.800	2nd (11-17)	.647	Game (15-22)	.682

MARYLAND	FG-A	3P-A	FT-A	RB	A	TO	BL	ST	TP	MP
Mouton	1-2	0-0	2-2	2	1	1	0	1	4	16
Morris	7-13	1-3	4-5	13	1	2	3	0	19	31
Baxter	3-9	0-0	1-2	6	0	1	1	0	7	23
Dixon	8-22	1-6	11-11	4	5	3	0	8	28	34

2000-01 BOXSCORES

Blake	2-5	0-1	2-2	2	9	5	0	2	6	29
Nicholas	4-5	0-0	1-1	1	3	2	0	0	9	17
Miller	3-7	1-3	3-4	5	3	0	0	0	10	24
Mardesich	2-8	0-0	2-4	7	1	1	0	1	6	19
Wilcox	2-3	0-0	0-0	4	1	0	0	0	4	7
Team				2						
Totals	32-74	3-13	26-31	46	24	15	4	12	93	200
FG: 1st (23-44)	.523	2nd (9-30)	.300	Game (32-74)	.432					
3PT: 1st (1-8)	.125	2nd (2-5)	.400	Game (3-13)	.231					
FT: 1st (6-6)	1.000	2nd (20-25)	.800	Game (26-31)	.839					

Georgia Tech	34	46	-	80
Maryland	53	40	-	93

Officials: Hess, Luckie, Patillo

Attendance: 14,500

GEORGIA TECH 73, VIRGINIA 68

1-9-01 • University Hall • Charlottesville, Va.

Only two games into its Atlantic Coast Conference schedule, Georgia Tech was winless and feeling the heat, but Shaun Fein scored 25 points, including a fall-away 3-pointer from about 24 feet with 46.9 seconds to play as the Yellow Jackets (9-5, 1-2 ACC) stunned No. 10 Virginia 73-68. The Cavaliers had 23 turnovers and only 20 field goals. The Yellow Jackets trailed 62-59 after Chris Williams' steal and dunk with five minutes left, but Georgia Tech outscored Virginia 14-6 the rest of the way, with Fein's rainbow 3-pointer the killer. Halston Lane had given Georgia Tech a 66-65 lead with a 3-pointer, and after a Virginia miss, Alvin Jones was fouled on the next trip downcourt. Jones fell to the floor in pain, allowing Tech to send a substitute shooter to the line. Instead of the sub-60 percent Jones, head coach Paul Hewitt sent Jon Babul, an 87.5 percent shooter, and he made them both to make it 68-65. After Williams was called for traveling, Fein sealed it. Lane added 10 points for the Yellow Jackets, who turned the ball over just 14 times and outscored Virginia 25-12 on points off mistakes. Donald Hand, scoreless the previous game against NC State, led the Cavaliers with 17 points, Williams had 15 and Travis Watson and Stephane Dondon had 11 each. Virginia hit only 6 of 25 3-pointers.

TECH	FG-A	3P-A	FT-A	RB	A	TO	BL	ST	TP	MP
Babul	0-3	0-0	2-2	0	1	0	0	0	2	9
Lewis	2-5	1-3	4-4	9	1	1	0	0	9	30
Jones	3-5	0-0	3-6	6	1	3	2	0	9	26
Akins	1-8	0-5	4-4	3	6	4	0	2	6	31
Fein	10-18	5-9	0-1	5	1	2	0	0	25	30
Lane	4-5	2-3	0-0	2	0	1	0	1	10	16
Brooks	2-7	0-0	1-2	5	1	0	2	0	5	21
LaBarrie	3-5	1-2	0-0	1	0	1	0	0	7	13
Isenhour	0-2	0-0	0-0	0	1	1	0	0	0	12
Vines	0-1	0-1	0-0	0	3	1	0	1	0	12
Team				1						
Totals	25-59	9-23	14-19	32	15	14	4	4	73	200
FG: 1st (13-29)	.448	2nd (12-30)	.400	Game (25-59)	.424					
3PT: 1st (3-7)	.429	2nd (6-16)	.375	Game (9-23)	.391					
FT: 1st (3-6)	.500	2nd (11-13)	.846	Game (14-19)	.737					

VIRGINIA	FG-A	3P-A	FT-A	RB	A	TO	BL	ST	TP	MP
Hall	2-5	0-2	1-2	2	0	2	0	0	5	29
Williams	5-16	3-9	2-2	6	3	5	1	1	15	33
Watson	5-11	0-0	1-2	11	1	2	1	1	11	30
Hand	5-11	2-6	5-6	5	6	4	0	0	17	37
Mason	2-8	1-4	4-6	6	1	4	0	1	9	31
Friel	0-3	0-3	0-0	1	1	1	0	0	0	14
Dondon	1-2	0-1	9-10	4	0	3	0	2	11	18
Mathis	0-1	0-0	0-0	2	0	0	1	0	0	5
Young	0-0	0-0	0-0	2	0	2	0	0	0	3
Team				4						
Totals	20-57	6-25	22-28	43	12	23	3	5	68	200
FG: 1st (10-31)	.323	2nd (10-26)	.385	Game (20-57)	.351					
3PT: 1st (4-15)	.267	2nd (2-10)	.200	Game (6-25)	.240					
FT: 1st (10-12)	.833	2nd (12-16)	.750	Game (22-28)	.786					

Georgia Tech	32	41	-	73
Virginia	34	34	-	68

Officials: Kitts, Range, Maxwell

Attendance: 8,392

GEORGIA TECH 95, WAKE FOREST 89

1-13-01 • Alexander Memorial Coliseum

Georgia Tech freshman Halston Lane scored 21 points and the Yellow Jackets upset their second Top 10 team in a row, beating No. 6 Wake Forest 95-89 in overtime. The Demon Deacons (13-2, 2-2 ACC) tied the game at 82 when Ervin Murray tipped in a missed shot just a split-second before the buzzer sounded at the end of regulation. But Georgia Tech (10-5, 2-2) scored the first six points of the extra period while Wake Forest was missing five straight shots. The Yellow Jackets were coming off an impressive road win at No. 10 Virginia 73-68. They didn't suffer a letdown back home at Alexander Memorial Coliseum, picking up the biggest victory yet for first-year coach Paul Hewitt. It was the first time since the 1985 NCAA tournament that Georgia Tech has defeated two Top 10 teams in a row, and the first consecutive victories over ranked teams since 1996. Shaun Fein put Tech ahead in regulation, converting a three-point play with 43.1 seconds remaining, but the Yellow Jackets couldn't ice the victory at the foul line. T.J. Vines made only one of two after being fouled and Tony Akins, a 77.5 percent foul shooter, missed three in a row before making one with seven seconds to go to put Georgia Tech ahead 82-80. Darius Songaila drove the length of the court and put up a shot that rolled off the rim, but Murray tipped it in ahead of the horn. Lane, who had just four points in the first half, ignited the Yellow Jackets after the break by hitting four shots from beyond the 3-point arc. The lightly recruited freshman keeps showing he belongs against big-time opponents, just missing his career high of 23 points against Kentucky. Trailing 88-85, Broderick Hicks had a chance to tie it with a 3-pointer. He missed with 50 seconds remaining, and this time the Yellow Jackets sealed the victory with free throws. Georgia Tech, playing its fourth straight ranked team, led throughout the first half and built the margin to 27-13 on Marvin Lewis' three-point play with 7:55 remaining. But the Jackets made only one of their last seven shots in the first half, allowing Wake Forest to close the gap to 36-31, and the Demon Deacons went ahead for the first time when Tech started the second half 1-of-7 from the field. Lane was one of five players in double figures for the Yellow Jackets. Alvin Jones had 17 points, plus 10 rebounds, while Fein added 16 points, Lewis 15 and Akins 14. Craig Dawson led Wake Forest with 16 points and Robert O'Kelley and Songaila had 15 apiece.

WFU	FG-A	3P-A	FT-A	RB	A	TO	BL	ST	TP	MP
Howard	5-13	0-3	4-4	6	1	0	1	1	14	32
Songaila	5-8	0-0	5-5	4	2	2	0	1	15	35
Shoemaker	1-3	1-1	5-6	6	4	1	1	0	8	31
O'Kelley	6-16	0-6	3-4	4	3	2	0	0	15	34
Murray	2-3	0-1	0-0	2	4	0	0	0	4	28
Hicks	3-6	1-3	2-2	1	3	1	1	0	9	15
Scott	4-8	0-0	0-1	4	0	1	0	0	8	18
Vidaureta	0-0	0-0	0-0	1	0	0	0	0	0	7
Dawson	7-16	2-5	0-0	5	0	2	0	0	16	25
Team				6						
Totals	33-73	4-19	19-22	39	17	9	3	2	89	225
FG: 1st (13-28)	.464	2nd (17-34)	.500	Game (33-73)	.452					
3PT: 1st (2-8)	.250	2nd (2-7)	.286	Game (4-19)	.211					
FT: 1st (3-3)	1.000	2nd (15-17)	.882	Game (19-22)	.864					

TECH	FG-A	3P-A	FT-A	RB	A	TO	BL	ST	TP	MP
Babul	3-8	0-0	1-2	4	1	0	1	0	7	26
Lewis	5-9	1-3	4-5	6	1	3	0	0	15	29
Jones	7-17	0-1	3-4	10	0	5	4	2	17	39
Akins	4-12	1-7	5-9	8	4	1	0	0	14	37
Fein	4-9	2-5	6-7	5	4	0	0	0	16	32
LaBarrie	1-1	0-0	2-2	1	4	1	0	1	4	14
Vines	0-2	0-1	1-2	1	1	0	0	1	1	12
Lane	7-10	4-5	3-6	1	1	1	0	0	21	25
Brooks	0-0	0-0	0-0	3	0	1	0	0	0	11
Team				1						
Totals	31-68	8-22	25-37	40	16	12	5	4	95	225
FG: 1st (13-32)	.406	2nd (16-27)	.593	Game (31-68)	.456					
3PT: 1st (3-9)	.333	2nd (5-10)	.500	Game (8-22)	.364					
FT: 1st (7-9)	.778	2nd (9-18)	.500	Game (25-37)	.676					

Wake Forest	31	51	7	-	89
Georgia Tech	36	46	13	-	95

Officials: Edsall, Sitton, Styons

Attendance: 9,857

2000-01 BOXSCORES

NC STATE 72, GEORGIA TECH 60

1-16-01 • The Entertainment & Sports Arena • Raleigh N.C.

Anthony Grundy scored 17 points and Kenny Inge added 15 as NC State (9-6, 1-3 ACC) defeated Georgia Tech, 72-60, for its first ACC win. Grundy, who was 6-for-27 from the field the previous game against Clemson, scored 11 first-half points on three 3-pointers. Inge was 11-for-12 from the foul line, while Damien Wilkins scored 14 points and Clifford Crawford 13. Damon Thornton added nine points and a career-high 15 rebounds off the bench. Georgia Tech (10-6, 2-3) was coming off a pair of wins over top 10 teams, Virginia and Wake Forest, but its offense struggled, shooting 41 percent with 20 turnovers. Alvin Jones led Georgia Tech with 21 points, but the Yellow Jackets' outside shooters were ineffective. NC State used a 20-4 run at the end of the first half and beginning of the second to take control. Georgia Tech pulled to 40-33 with 11:49 to play, but Wilkins and Crawford sank consecutive 3-pointers and Grundy made two free throws in a span of 49 seconds to push the margin to 15 as NC State beat Georgia Tech for the eighth time in the last nine meetings. The Jackets were limited to four points over a six-minute stretch late in the second half and turned it over six times in the final nine minutes. The Wolfpack missed 15 of its first 18 shots against Georgia Tech's zone defense to fall behind by seven in the opening 11 minutes, but NC State closed the period with a 14-4 run as Grundy hit two 3-pointers and a 17-footer for a three-point halftime lead it never surrendered.

TECH	FG-A	3P-A	FT-A	RB	A	TO	BL	ST	TP	MP
Akins	3-8	3-6	4-4	5	4	5	0	0	13	32
Jones	8-15	0-0	5-6	6	2	4	2	0	21	31
Fein	3-11	2-7	0-0	0	1	1	0	0	8	30
Babul	1-4	0-0	0-0	6	3	2	1	0	2	27
Lewis	5-7	2-3	0-0	2	1	1	0	3	12	28
LaBarrie	1-4	0-1	0-0	2	1	3	0	0	2	9
Vines	1-2	0-1	0-0	0	0	1	0	0	2	11
Lane	0-1	0-1	0-0	2	2	2	0	0	0	17
Brooks	0-1	0-0	0-0	0	0	1	0	0	0	9
Isenhour	0-1	0-0	0-0	1	0	0	0	0	0	6
Team				5						
Totals	22-54	7-19	9-10	29	14	20	3	3	60	200
FG:	1st (9-25)	.360	2nd (13-29)	.448					Game (22-54)	.407
3PT:	1st (2-8)	.250	2nd (5-11)	.455					Game (7-19)	.368
FT:	1st (1-2)	.500	2nd (8-8)	1.000					Game (9-10)	.900

NCS	FG-A	3P-A	FT-A	RB	A	TO	BL	ST	TP	MP
Wilkins	5-12	1-2	3-6	5	2	3	3	1	14	37
Grundy	6-12	3-6	2-2	3	3	1	1	0	17	34
Inge	2-6	0-0	11-12	8	2	2	2	1	15	33
Crawford	3-8	1-4	6-8	1	5	4	0	3	13	33
Williams	0-1	0-0	0-0	3	0	0	1	0	0	5
Thornton	4-7	0-0	1-3	15	0	2	0	0	9	29
Keeter	0-0	0-0	0-0	0	0	0	0	0	0	1
Sherrill	1-4	0-3	0-0	1	2	1	0	1	2	14
Guidry	0-1	0-0	0-0	0	0	0	0	0	0	4
Kelley	1-2	0-0	0-0	3	0	2	0	0	2	9
Melvin	0-0	0-0	0-0	0	0	0	0	0	0	1
Team				0		2				
Totals	22-53	5-15	23-31	39	14	17	7	6	72	200
FG:	1st (9-29)	.310	2nd (13-24)	.542					Game (22-53)	.415
3PT:	1st (3-12)	.250	2nd (2-3)	.667					Game (5-15)	.333
FT:	1st (3-5)	.600	2nd (20-26)	.769					Game (23-31)	.742

Georgia Tech 21 39 - 60
NC State 24 48 - 72

Officials: Wood, Hartzell, Sittton

Attendance: 15,218

DUKE 98, GEORGIA TECH 77

1-20-01 • Alexander Memorial Coliseum

With a devastating 1-2-3 punch, second-ranked Duke made sure that Georgia Tech had no hope of pulling off another upset. Jason Williams and Carlos Boozer combined for 34 points in the first half, then Shane Battier scored 30 of his 34 points in the second as the Blue Devils beat Georgia Tech 98-77 Saturday. Duke (17-1, 5-0 ACC) built a 52-33 lead by halftime against Tech (10-7, 2-4), with Williams accounting for 18 points and Boozer 16. Tech was within eight points at 32-24 with 5:20 left in the first half when Jones fouled Boozer for his third foul and then was whistled for a technical, resulting in his fourth foul. Jones was limited to just 14 minutes of action. Battier, held to four points before the break, took over in the second half, scoring 20 straight points. Williams stretched the Tech defense

early by making three straight 3-pointers. The Blue Devils pulled away in the final 10 minutes of the first half, outscoring the Yellow Jackets 29-14. Georgia Tech shot only 27 percent (9-of-34) in the opening half. Duke went to the free-throw line 20 times in the first half, making 16. Boozer did most of his scoring at the line, hitting 10-of-12. Battier hit 11-of-14 shots in the second half, including four 3-pointers. Williams and Boozer each finished with 24 points.

TECH	FG-A	3P-A	FT-A	RB	A	TO	BL	ST	TP	MP
Battier	12-19	4-9	6-8	7	3	3	5	2	34	38
Dunleavy	2-9	0-2	0-0	3	3	2	0	1	4	21
Boozer	7-11	0-0	10-13	9	3	0	0	2	24	33
James	2-6	2-6	2-2	5	0	2	2	2	8	31
Williams	6-12	3-4	9-10	1	7	3	0	1	24	34
Simpson	0-0	0-0	0-0	1	0	0	0	0	0	4
Buckner	0-0	0-0	0-0	1	0	0	0	0	0	1
Sanders	0-2	0-0	0-0	2	1	1	0	0	0	4
Duhon	1-2	1-1	1-2	3	5	2	0	0	4	29
Christensen	0-0	0-0	0-0	1	0	1	0	0	0	4
Love	0-0	0-0	0-0	0	0	0	0	0	0	1
Team				4						
Totals	30-61	10-22	28-35	37	22	14	7	8	98	200
FG:	1st (15-28)	.536	2nd (15-33)	.455					Game (30-61)	.492
3PT:	1st (6-12)	.500	2nd (4-10)	.400					Game (10-22)	.455
FT:	1st (16-20)	.800	2nd (12-15)	.800					Game (28-35)	.800

TECH	FG-A	3P-A	FT-A	RB	A	TO	BL	ST	TP	MP
Babul	1-7	0-1	6-6	6	0	1	0	0	8	19
Jones	3-6	0-0	7-10	5	3	2	1	0	13	14
Akins	3-11	2-5	1-2	4	4	1	0	1	9	28
Fein	3-11	1-2	4-4	2	2	2	0	2	11	30
Lewis	1-4	0-1	2-2	6	2	1	0	0	4	20
LaBarrie	2-5	1-1	2-2	1	0	2	0	0	7	20
Vines	4-8	2-6	0-0	1	1	4	0	3	10	15
Lane	2-4	1-1	3-4	2	0	2	0	1	8	20
Brooks	0-1	0-0	2-2	4	0	1	0	0	2	20
Isenhour	2-4	0-0	1-2	1	0	2	1	1	5	14
Team				5						
Totals	21-61	7-17	28-34	37	12	18	2	8	77	200
FG:	1st (9-34)	.265	2nd (12-27)	.444					Game (21-61)	.344
3PT:	1st (4-9)	.444	2nd (3-8)	.375					Game (7-17)	.412
FT:	1st (11-13)	.846	2nd (17-21)	.810					Game (28-34)	.824

Duke 52 46 - 98
Georgia Tech 33 44 - 77

Officials: Gordon, Shaw, Donato

GEORGIA TECH 111, CLEMSON 108

1-24-01 • Littlejohn Coliseum • Clemson, S.C.

Alvin Jones scored 26 points, Shaun Fein had seven of Georgia Tech's school-record 17 3-pointers and the Yellow Jackets survived Will Solomon's 41 points to beat Clemson 111-108. The win was Tech's first at Clemson's Littlejohn Coliseum since 1993. Solomon had a chance to tie the game at 110-all with 16 seconds left but front-rimmed his shot, and then had a three-point try with five seconds to go that also missed the mark in a wild finish. Fein finished with 23 points for Georgia Tech (11-7, 3-4 ACC), which bettered its long-range goal mark of 16 accomplished twice in 1996 against North Carolina and Boston College. And Tech needed every one of them to hold off the Tigers (10-9, 1-5), who got a season-high effort from Solomon, the league's leading scorer, and were within 105-104 on Pasha Bains's 3-pointer with 1:18 to go. But Jones, who had six of Georgia Tech's last 16 points, got fouled as teammate Marvin Lewis made a short jumper. The senior center hit both free throws and the Jackets were up 109-104. It was the most points Tech scored since the getting 111 two seasons ago in an overtime victory at Florida State, while the combined 219 points is the fourth-highest for an ACC game. Jones' inside play pushed the Jackets to a 97-81 lead with 6:47 left, but Clemson went on a 20-6 run to set up the finish. Tony Stockman added 20 points for the Tigers, who had a season's best 14 3-pointers. Tech started the game by hitting 10 of 14 from 3-point range and led 39-22 with 9:16 to go. During one stretch, the team made five consecutive treys - two by T.J. Vines, two by Halston Lane and one by Fein. The Jackets ended the half with 13 3-pointers, one shy of their season high set in November against Wofford. They shot 62.1 percent (18 of 29) overall. Solomon looked like he was going to keep Clemson close by himself. The junior had 26 points and hit three 3-pointers during Georgia Tech's run of long-range success. The Tigers, who shot 58.6 percent (17 of 29) in the opening period, got themselves back in it with a 13-2 run that closed the

2000-01 BOXSCORES

gap to 54-48. Dwon Clifton's 3-pointer with 22.7 seconds left cut Georgia Tech's halftime lead to 59-53.

TECH	FG-A	3P-A	FT-A	RB	A	TO	BL	ST	TP	MP
Babul	5-7	1-1	3-3	6	3	1	0	0	14	30
Lewis	5-7	3-4	0-0	1	0	2	0	0	13	25
Jones	6-8	0-0	14-19	7	6	2	3	0	26	30
Akins	0-4	0-4	0-0	2	6	1	0	0	0	13
Fein	8-13	7-9	0-2	3	3	1	0	0	23	25
LaBarrie	2-4	0-2	3-4	1	2	2	0	0	7	19
Vines	3-6	3-4	0-2	0	2	1	0	2	9	24
Lane	4-9	3-7	6-9	1	1	1	0	1	17	21
Brooks	1-1	0-0	0-0	1	0	0	0	0	2	5
Isenhour	0-0	0-0	0-0	2	1	1	0	0	0	8
Team				3						
Totals	34-59	17-31	26-39	27	24	12	3	3	111	200

FG:	1st (18-29)	.621	2nd (16-30)	.533	Game (34-59)	.576
3PT:	1st (13-20)	.650	2nd (4-11)	.364	Game (17-31)	.548
FT:	1st (10-11)	.909	2nd (16-28)	.571	Game (26-39)	.667

CLEMSON	FG-A	3P-A	FT-A	RB	A	TO	BL	ST	TP	MP
Clifton	2-6	1-4	2-2	5	2	1	0	0	7	23
Hobbs	2-5	0-0	1-3	1	2	0	0	0	5	21
Henderson	3-4	0-0	6-6	5	0	2	0	0	12	22
Stockman	4-9	2-7	10-12	5	6	5	0	1	20	34
Solomon	13-22	7-12	8-9	2	3	6	1	0	41	40
McKnight	2-7	1-2	0-0	4	2	0	0	0	5	16
Braddick	0-1	0-0	4-4	6	0	2	0	1	4	20
Nagys	0-0	0-0	2-2	4	0	0	0	0	2	10
Bains	4-4	3-3	1-4	2	0	0	0	0	12	14
Team				2						
Totals	30-58	14-28	34-42	36	15	16	1	2	108	200

FG:	1st (17-29)	.586	2nd (13-29)	.448	Game (30-58)	.517
3PT:	1st (7-13)	.538	2nd (7-15)	.467	Game (14-28)	.500
FT:	1st (12-12)	1.000	2nd (22-30)	.733	Game (34-42)	.810

Georgia Tech	59	52	-	111
Clemson	53	55	-	108

Officials: Hess, Clougherty, Range

Attendance: 9,500

GEORGIA TECH 77, FLORIDA STATE 68

1-27-01 • Alexander Memorial Coliseum

Alvin Jones, Georgia Tech's 6-foot-11 senior, had 26 points, 14 rebounds and four blocked shots Saturday as Georgia Tech won 77-68, keeping Florida State winless in the Atlantic Coast Conference. Jones' performance helped the Yellow Jackets (12-7 overall, 4-4 ACC) overcome their worst 3-point shooting of the season. Tech entered the game averaging nearly 10 3-pointers a contest, including a school-record 17 one game earlier, but hit just 4-of-19 against Florida State. Jones scored 26 points for the second consecutive game. None of the players the Seminoles (5-15, 0-7) used at center could contain Jones, and starter Mike Mathews and reserve David Anderson both fouled out trying. Monte Cummings scored 17 points and Antwan Dixon added 15 for Florida State, which has lost six straight, and point guard Delvin Arrington had 10 points, seven assists, six rebounds and a career-high six steals. The Seminoles led just once, 4-3, and fell behind by double digits before rallying in the second half. Twice they cut their deficit to one point, the second time coming with more than 11 minutes left in the game on Andrew Wilson's layup. Florida State was still within 64-60 with about five minutes left but went without a field goal attempt over the next three and a half minutes. Tech scored 10 straight points, stretching the margin to 74-60, and the final score was as close as the Seminoles got. Shaun Fein scored 12 points for the Jackets, and Marvin Lewis and Tony Akins had 11 apiece. The Seminoles had 21 turnovers, including six by Arrington and five by Cummings, and shot just 41 percent.

FSU	FG-A	3P-A	FT-A	RB	A	TO	BL	ST	TP	MP
Joiner	1-6	1-2	0-0	5	2	1	1	2	3	28
Dixon	4-8	4-7	3-4	4	1	2	0	0	15	24
Mathews	1-2	0-0	2-2	1	0	2	0	1	4	13
Crawford	5-14	1-7	2-3	3	2	3	0	1	13	29
Arrington	4-11	2-7	0-0	6	7	6	0	6	10	39
Lowery	0-0	0-0	0-0	0	0	1	0	0	0	1
Wilson	2-7	0-1	0-0	2	0	0	0	0	4	17
Cummings	6-6	0-0	5-6	3	2	5	0	0	17	25
Anderson	1-4	0-0	0-3	5	0	1	0	0	2	24
Team				5						
Totals	24-58	8-24	12-18	34	14	21	1	10	68	200

FG:	1st (16-31)	.516	2nd (8-27)	.296	Game (24-58)	.414
3PT:	1st (4-10)	.400	2nd (4-14)	.286	Game (8-24)	.333
FT:	1st (2-4)	.500	2nd (10-14)	.714	Game (12-18)	.667

TECH	FG-A	3P-A	FT-A	RB	A	TO	BL	ST	TP	MP
Babul	1-3	0-1	6-10	7	2	0	0	1	8	28
Lewis	2-4	0-1	7-7	1	2	0	0	3	11	24
Jones	8-11	0-0	10-15	14	2	6	4	2	26	34
Akins	4-8	2-5	1-2	3	2	0	0	2	11	30
Fein	5-13	2-7	0-0	0	1	2	0	3	12	27
LaBarrie	2-4	0-0	1-2	1	0	1	0	0	5	13
Vines	0-3	0-3	0-0	2	2	1	0	1	0	13
Lane	1-3	0-2	0-0	4	0	1	0	1	2	16
Brooks	0-0	0-0	0-0	0	1	2	0	0	0	8
Isenhour	1-1	0-0	0-0	1	2	2	0	0	2	7
Team				2						
Totals	24-50	4-19	25-36	35	15	17	4	13	77	200

FG:	1st (13-30)	.433	2nd (11-20)	.550	Game (24-50)	.480
3PT:	1st (3-13)	.231	2nd (1-6)	.167	Game (4-19)	.211
FT:	1st (15-23)	.652	2nd (10-13)	.769	Game (25-36)	.694

Florida State	38	30	-	68
Georgia Tech	44	33	-	77

Officials: Rose, Gordon, Spainhour

Attendance: 7,369

NORTH CAROLINA 82, GEORGIA TECH 69

2-3-01 • Smith Center • Chapel Hill, N.C.

Joseph Forte scored 23 points and No. 4 North Carolina erased any thoughts of a letdown with 23 straight points in the first half as the Tar Heels (19-2, 9-0 ACC) beat Georgia Tech, 82-69, for their 16th consecutive victory. Georgia Tech opened on an 11-3 run as North Carolina missed five of its first six shots, but the Tar Heels followed with a 27-2 run, including 23 straight. Forte hit a runner at 13:52 to start the streak, and Adam Boone ended it with a pair of free throws with 7:14 left. Forte scored seven of his 16 first-half points during the run. Georgia Tech (12-8, 4-5) went seven minutes without scoring a basket until Tony Akins hit a 3-pointer with 6:44 left in the first half. The Yellow Jackets made just 13 of 36 shots in the half, including 3-for-12 from 3-point range. North Carolina held Georgia Tech to 35 percent shooting. The Jackets were 5-of-23 from 3-point range overall. Georgia Tech center Alvin Jones, who averaged 20.5 points in his previous five games, finished with 16 points and 18 rebounds, but was 5-for-15. Kris Lang had 15 points for North Carolina, Jason Capel added 11 points and 11 rebounds, and Julius Peppers had 14 points. Georgia Tech's Tony Akins had 18 points and five assists. Tech used full-court pressure to go on an 11-2 run and closed to 70-62 with 4:34 left but got no closer.

TECH	FG-A	3P-A	FT-A	RB	A	TO	BL	ST	TP	MP
Lewis	2-10	1-5	0-0	1	0	0	0	2	5	21
Babul	2-6	0-1	3-6	3	0	0	1	0	7	27
Jones	5-15	0-1	6-9	18	1	3	2	2	16	29
Akins	8-18	2-6	0-0	7	5	4	0	0	18	33
Fein	4-8	2-5	0-0	0	2	0	0	3	10	31
Isenhour	1-3	0-0	0-0	2	0	1	0	1	2	14
Lane	0-4	0-3	0-0	0	0	0	0	0	0	12
LaBarrie	4-9	0-2	0-1	1	2	1	0	0	8	18
Vines	0-2	0-0	1-3	1	1	0	0	2	1	9
Brooks	1-2	0-0	0-0	2	0	0	0	0	2	6
Team				3						
Totals	27-77	5-23	10-18	38	11	9	3	10	69	200

FG:	1st (13-36)	.361	2nd (14-41)	.341	Game (27-77)	.351
3PT:	1st (3-12)	.250	2nd (2-11)	.182	Game (5-23)	.217
FT:	1st (0-1)	.000	2nd (10-17)	.588	Game (10-18)	.556

UNC	FG-A	3P-A	FT-A	RB	A	TO	BL	ST	TP	MP
Capel	3-6	3-4	2-2	11	5	1	0	0	11	38
Lang	5-8	0-0	5-8	7	1	2	1	0	15	24
Haywood	2-5	0-0	3-7	5	0	2	5	1	7	21
Forte	7-16	2-4	7-7	9	2	2	0	1	23	37
Curry	0-1	0-1	0-0	1	1	1	0	0	0	12
Owens	1-3	0-2	0-0	2	1	4	0	0	2	15
Boone	2-6	1-3	5-8	5	2	3	0	0	10	28
Peppers	5-8	0-0	4-6	4	2	2	0	0	14	22
Morrison	0-0	0-0	0-0	0	0	0	0	0	0	3
Team				6						
Totals	25-53	6-14	26-38	50	14	17	6	2	82	200

FG:	1st (15-29)	.517	2nd (10-24)	.417	Game (25-53)	.472
3PT:	1st (2-6)	.333	2nd (4-8)	.500	Game (6-14)	.429
FT:	1st (12-18)	.667	2nd (14-20)	.700	Game (26-38)	.684

Georgia Tech	29	40	-	69
North Carolina	44	38	-	82

Officials: Scagliotta, Edsall, Kersey

Attendance: 21,750

2000-01 BOXSCORES

GEORGIA TECH 72, MARYLAND 62

2-6-01 • Alexander Memorial Coliseum

Tony Akins' long 3-pointer with the shot clock running down and just over a minute remaining carried Georgia Tech to a 72-62 victory over No. 13 Maryland as the Yellow Jackets (13-8, 5-5 ACC) equaled both their overall and Atlantic Coast Conference victory totals for all last season. Maryland (15-7, 6-4) lost for the third time in four games. The Terrapins committed a staggering 23 turnovers, failing to take advantage of Georgia Tech losing the ball 20 times in a sloppy game. The Yellow Jackets, who have defeated three ranked teams, following up victories over No. 6 Virginia and No. 19 Wake Forest, limited Maryland to just two points over the final four and a half minutes, going ahead for good when Alvin Jones hit a free throw to make it 61-60 with 3:38 remaining. Juan Dixon had a short jumper to put the Terps ahead but was blocked by Shaun Fein, who then grabbed a loose ball on Maryland's next possession and knocked down a three at the other end for a four-point lead. Actually, Akins gave Maryland its final basket, throwing away a pass that Drew Nicholas took the other way for a dunk that pulled the Terps to 64-62. But Akins hit the biggest shot of the night, which was only appropriate since the 5-foot-11 junior repeatedly countered Maryland's quickness by either penetrating the lane or hitting long jumpers from outside the arc. With the shot clock winding down and Dixon in his face, Akins had little choice but to launch a three. It swished through with 1:09 to go, and Georgia Tech sealed the victory at the foul line while Maryland failed to score another point. Akins equaled his season high for points, going 8-of-11 from the field, including all three of his attempts from outside the arc. The 6-11 Jones helped to shut down Maryland's imposing front line. Terence Morris was help to nine points on 4-of-17 shooting, while Lonny Baxter managed only three points before fouling out with more than eight minutes left. Jones had 11 points, 11 rebounds, three blocks and two steals. Georgia Tech kept drawing fouls, going 21-of-32 at the free-throw line, while Maryland was only 5-of-8 from the stripe and was held to its lowest total of the season. The Terps were just 10-of-27 from the field in the second half and finished at 40 percent for the game. Tech led 29-21 with 5:32 to play in the first half, but Maryland closed with a 19-5 spurt, taking a 40-34 halftime lead. Dixon hit a 3-pointer to begin the second half and Maryland grabbed its biggest lead, 45-34, on a Baxter layup. But Tech's Marvin Lewis then hit a trey to begin a 9-0 run for the Jackets.

MARYLAND	FG-A	3P-A	FT-A	RB	A	TO	BL	ST	TP	MP
Mouton	1-4	0-2	4-4	2	2	0	0	2	6	17
Morris	4-17	1-6	0-0	13	2	6	4	0	9	34
Baxter	1-5	0-0	1-2	7	1	3	1	0	3	20
Dixon	8-12	2-3	0-0	2	1	1	0	1	18	37
Blake	2-5	1-3	0-0	2	6	3	1	2	5	38
Nicholas	6-12	3-8	0-0	2	1	5	0	2	15	15
Miller	1-1	0-0	0-2	4	1	3	0	0	2	13
Mardesch	1-4	0-0	0-0	1	0	1	0	0	2	11
Holden	1-2	0-0	0-0	1	1	1	0	2	2	14
Wilcox	0-0	0-0	0-0	0	0	0	0	0	0	1
Team				5						
Totals	25-62	7-22	5-8	39	15	23	6	9	62	200
FG:	1st (15-35)	.429	2nd (10-27)	.370	Game (25-62)					.403
3PT:	1st (5-11)	.455	2nd (2-11)	.182	Game (7-22)					.318
FT:	1st (5-6)	.833	2nd (0-2)	.000	Game (5-8)					.625
TECH	FG-A	3P-A	FT-A	RB	A	TO	BL	ST	TP	MP
Babul	0-2	0-0	2-2	3	2	1	0	0	2	20
Lewis	4-6	3-4	1-2	5	1	1	0	1	12	22
Jones	2-5	0-0	7-13	11	1	4	3	2	11	31
Akins	8-11	3-3	9-12	4	4	8	0	1	28	35
Fein	3-7	2-5	0-0	2	2	1	1	0	8	30
LaBarrie	2-8	0-3	0-1	3	1	1	0	0	4	20
Vines	0-5	0-3	0-0	1	1	1	0	0	0	9
Lane	1-4	1-2	0-0	2	1	2	0	0	3	13
Brooks	1-2	0-0	2-2	1	0	0	0	1	4	9
Isenhour	0-1	0-0	0-0	0	0	1	0	0	0	11
Team				3						
Totals	21-51	9-20	21-32	35	13	20	4	5	72	200
FG:	1st (10-29)	.345	2nd (11-22)	.500	Game (21-51)					.412
3PT:	1st (3-8)	.375	2nd (6-12)	.500	Game (9-20)					.450
FT:	1st (11-17)	.647	2nd (10-15)	.667	Game (21-32)					.656

Maryland	40	22	-	62
Georgia Tech	34	38	-	72

Officials: Hartzell, Donato, Range Attendance: 8,802

GEORGIA TECH 62, VIRGINIA 56

2-11-01 • Alexander Memorial Coliseum

Georgia Tech knocked off another ranked team, beating No. 6 Virginia 62-56 as Tony Akins scored 19 points and freshman Halston Lane hit two key baskets. The Yellow Jackets (14-8, 6-5 ACC) defeated their second ranked team in five days and fourth of the season and are tied for third in the conference after sweeping the season series from Virginia. The Cavaliers (16-6, 5-6) again struggled on the road in league play, losing their second in a row and dropping to 1-5 for the season. Akins hit 7 of 10 shots, making him 23 of 39 over the last three games, and on defense, he held Cavalier point guard Donald Hand to 0-for-9 from the field and just two points. Akins also set up the biggest basket of the game. Drawing a double-team as he dribbled along the 3-point arc, Akins flipped a pass to Lane. The freshman swished a wide-open trey with 1:14 remaining for a 58-54 lead. Hand was blocked at the other end by Jones and Virginia was forced to foul after Akins scooped up the loose ball. He made both free throws with 58 seconds to go, sealing the victory. Lane, who scored 15 points, also made the basket that put Tech ahead for good. His 15-foot jumper after a timeout gave the Yellow Jackets a 55-54 advantage with 2:33 remaining, the eighth and final lead change of the second half. After the teams traded turnovers, Virginia had a chance to go back in front. But Travis Watson missed a pair of free throws with 1:40 to go. Overall, the Cavaliers made only 9 of 18 foul shots after entering the game with the ACC's best percentage (74.5). Jones, who picked up his fourth foul with more than 10 minutes remaining, managed to stay on the court and came up with 14 rebounds, four blocks and two steals. Roger Mason had 17 points but the Cavaliers couldn't overcome 22-of-57 (39 percent) shooting in losing again to the Jackets, who handed Virginia its only home loss of the season, 73-68 on Jan. 9.

VIRGINIA	FG-A	3P-A	FT-A	RB	A	TO	BL	ST	TP	MP
Hall	5-8	0-1	2-3	6	1	1	0	2	12	36
Williams	2-9	0-4	1-2	6	1	3	0	0	5	31
Watson	5-11	0-0	2-7	10	1	3	3	1	12	38
Hand	0-9	0-3	2-4	4	6	6	0	0	2	35
Mason	7-11	1-3	2-2	5	3	1	1	3	17	35
London	0-0	0-0	0-0	1	1	0	0	0	0	1
Friel	3-7	2-6	0-0	0	0	0	1	0	8	22
Young	0-1	0-1	0-0	0	0	0	0	0	0	0+
Mathis	0-1	0-0	0-0	0	0	0	0	0	0	2
Team				2		1				
Totals	22-57	3-18	9-18	34	13	16	5	6	56	200
FG:	1st (11-29)	.379	2nd (11-28)	.393	Game (22-57)					.386
3PT:	1st (0-7)	.000	2nd (3-11)	.273	Game (3-18)					.167
FT:	1st (1-4)	.250	2nd (8-14)	.571	Game (9-18)					.500
TECH	FG-A	3P-A	FT-A	RB	A	TO	BL	ST	TP	MP
Babul	3-7	1-2	2-2	3	1	1	2	0	9	20
Lewis	0-5	0-4	2-3	3	2	1	1	0	2	26
Jones	1-4	0-0	0-0	14	1	4	4	2	2	31
Akins	7-10	1-4	4-6	3	4	3	0	3	19	34
Fein	2-5	1-3	2-4	4	1	2	0	1	7	29
LaBarrie	2-6	1-1	1-2	4	0	2	0	0	6	19
Vines	0-1	0-1	0-0	0	1	1	0	0	0	6
Lane	6-10	1-5	2-2	3	1	1	0	1	15	23
Brooks	1-2	0-0	0-0	3	1	0	2	0	2	9
Isenhour	0-1	0-0	0-0	1	0	0	0	1	0	3
Team				1						
Totals	22-51	5-20	13-19	39	12	15	9	8	62	200
FG:	1st (10-26)	.385	2nd (12-25)	.480	Game (22-51)					.431
3PT:	1st (2-11)	.182	2nd (3-9)	.333	Game (5-20)					.250
FT:	1st (5-7)	.714	2nd (8-12)	.667	Game (13-19)					.684

Virginia	23	33	-	56
Georgia Tech	27	35	-	62

Officials: Boudreaux, Higgins, Sitton Attendance: 9,005

WAKE FOREST 81, GEORGIA TECH 65

2-14-01 • Lawrence Joel Coliseum • Winston-Salem, N.C.

Josh Howard and Robert O'Kelley had 18 points each as No. 23 Wake Forest broke out of a six-week slump with an 81-65 victory over Georgia Tech. The Demon Deacons (17-7, 6-6 ACC), ranked as high as No. 4 in early January, won consecutive games for the first time since starting the season 12-0. Howard and O'Kelley were a combined 7-for-10 from 3-point range as Wake Forest made a season-high 10 from beyond the arc, shot 50 percent and held a 36-24 rebounding advantage. The Yellow Jackets (14-9, 6-6) had

2000-01 BOXSCORES

won four of five and were trying to beat three straight ranked teams for the first time since the 1990 NCAA Tournament. Wake Forest extended a 14-point halftime lead to 22 less than seven minutes into the second period as Howard hit two 3-pointers and a 15-footer. Craig Dawson's 3-pointer with 13:28 left gave the Demon Deacons a 60-38 lead. The lead reached 25 three minutes later as O'Kelley hit a 3-pointer and added a layup. Tony Akins led Georgia Tech with 16 points, while Alvin Jones added 11 points and 13 rebounds for his ninth double-double of the season. The Demon Deacons used first-half runs of 15-3 and 10-0 to build double-digit leads as O'Kelley sank two 3-pointers in a 48-second span during the first run, and Darius Songaila had six points during Wake Forest's late spurt.

TECH	FG-A	3P-A	FT-A	RB	A	TO	BL	ST	TP	MP
Babul	4-6	0-2	0-0	3	2	1	0	0	8	23
Jones	3-8	0-0	5-7	13	3	2	1	0	11	32
Akins	5-10	3-8	3-4	0	2	4	0	1	16	31
Fein	4-11	2-6	0-0	2	4	1	0	1	10	29
Lewis	1-3	0-1	0-0	1	1	1	0	1	2	22
LaBarrie	0-0	0-0	0-0	0	3	2	0	1	0	11
Vines	3-4	2-3	0-1	2	1	3	0	2	8	17
Lane	0-3	0-1	0-0	0	1	0	0	0	0	18
Brooks	5-5	0-0	0-0	3	0	0	0	0	10	17
Team				0						
Totals	25-50	7-21	8-12	24	17	14	1	6	65	200

FG:	1st (11-24)	.458	2nd (14-26)	.538	Game (25-50)	.500
3PT:	1st (4-12)	.333	2nd (3-9)	.333	Game (7-21)	.333
FT:	1st (3-6)	.500	2nd (5-6)	.833	Game (8-12)	.667

WF	FG-A	3P-A	FT-A	RB	A	TO	BL	ST	TP	MP
Howard	6-11	3-3	3-6	9	1	2	1	3	18	33
Songaila	6-13	0-0	2-2	6	3	2	0	1	14	26
Shoemaker	4-5	0-0	1-1	8	1	1	1	0	9	25
Murray	0-1	0-1	0-0	0	0	0	0	0	0	6
Dawson	5-10	2-5	0-1	2	2	1	0	0	12	30
Hicks	2-4	1-2	0-0	2	5	2	0	0	5	24
O'Kelley	7-12	4-7	0-0	2	0	2	0	2	18	26
Hamilton	0-2	0-0	0-0	1	0	0	0	0	0	1
Scott	0-1	0-0	3-4	3	0	1	1	0	3	14
Vidaureta	0-1	0-0	2-2	2	2	0	0	0	2	15
Team				1						
Totals	30-60	10-18	11-16	36	14	11	3	6	81	200

FG:	1st (16-33)	.485	2nd (14-27)	.519	Game (30-60)	.500
3PT:	1st (3-9)	.333	2nd (7-9)	.778	Game (10-18)	.556
FT:	1st (8-11)	.727	2nd (3-5)	.600	Game (11-16)	.688

Georgia Tech	29	36	-	65
Wake Forest	43	38	-	81

Officials: Boudreaux, Maxwell, Styons

Attendance: 11,600

GEORGIA TECH 69, NC STATE 54

2-17-01 • Alexander Memorial Coliseum

Georgia Tech overcame a sluggish start and downed North Carolina State, 69-54, to remain lodged in a tie for third in the Atlantic Coast Conference. Tony Akins led the Jackets with 17 points, while Alvin Jones and Halston Lane each added 13 and Shaun Fein contributed 10. The Yellow Jackets (15-9, 7-6 ACC) used a 10-0 run three minutes into the second half to overcome a 35-32 deficit and take control. Lane started with a three-point play, added two free throws two minutes later, and Akins capped the run on a 3-pointer for a 42-35 lead with 12:41 to play. NC State (12-12, 4-8) never got closer than five points the rest of the way as the Wolfpack lost for only the second time in the last 10 games in the series. Anthony Grundy led State with 13 points and Ron Kelley added 12. Jones also had 14 rebounds for Tech, giving him the 31st double-double of his career and his fifth in the last seven games. He also blocked five shots. After hitting only one of its first 10 shots, the Wolfpack overcame a 9-4 deficit to build a 21-15 lead - its biggest of the game - on basket by Grundy 7:17 before halftime. Tech had the last seven points in the half to take a 31-29 lead at intermission on a 3-pointer by Akins and two layups in the final 20 seconds by T.J. Vines, first off a blocked shot by Jones, then off his own steal.

NCS	FG-A	3P-A	FT-A	RB	A	TO	BL	ST	TP	MP
Wilkins	1-8	0-3	0-1	7	5	0	0	2	2	36
Inge	2-10	0-2	6-10	8	0	1	0	0	10	29
Kelley	5-11	0-0	2-5	4	0	0	0	0	12	19
Gudry	3-7	1-3	0-0	2	0	0	0	0	7	23
Crawford	2-6	1-2	0-0	4	3	3	0	2	5	29
Grundy	5-12	2-5	1-3	5	0	3	0	1	13	25
Thornton	1-2	0-0	1-2	5	0	2	1	1	3	19

Miller	0-0	0-0	0-0	0	0	0	0	0	0	4
Sherrill	0-4	0-0	0-0	0	1	0	0	1	0	7
Williams	1-2	0-0	0-0	1	0	0	1	0	2	8
Melvin	0-1	0-0	0-0	0	0	0	0	0	0	1
Team				2						
Totals	20-63	4-18	10-21	38	9	9	2	7	54	200

FG:	1st (11-27)	.407	2nd (9-36)	.250	Game (20-63)	.317
3PT:	1st (3-7)	.429	2nd (1-11)	.091	Game (4-18)	.222
FT:	1st (4-8)	.500	2nd (6-13)	.462	Game (10-21)	.476

TECH	FG-A	3P-A	FT-A	RB	A	TO	BL	ST	TP	MP
Babul	2-3	0-0	0-0	3	1	4	0	1	4	21
Lewis	0-4	0-1	0-0	3	1	1	0	1	0	26
Jones	5-9	0-0	3-6	14	5	3	5	1	13	34
Akins	6-9	3-5	2-2	3	1	2	0	0	17	30
Fein	4-9	2-4	0-0	5	2	0	0	1	10	31
LaBarrie	1-5	0-1	4-4	1	0	2	0	1	6	15
Vines	2-4	0-1	0-0	2	1	1	0	1	4	11
Lane	4-6	1-3	4-6	1	2	2	0	0	13	18
Brooks	1-1	0-0	0-0	2	1	0	0	0	2	10
Isenhour	0-0	0-0	0-0	1	0	0	0	0	0	4
Team				4						
Totals	25-50	6-15	13-18	39	14	15	5	6	69	200

FG:	1st (14-30)	.467	2nd (11-20)	.550	Game (25-50)	.500
3PT:	1st (3-9)	.333	2nd (3-6)	.500	Game (6-15)	.400
FT:	1st (0-0)	.000	2nd (13-18)	.722	Game (13-18)	.722

NC State	29	25	-	54
Georgia Tech	31	38	-	69

Officials: Cahill, Edsall, Shows

Attendance: 8,768

DUKE 98, GEORGIA TECH 54

2-21-01 • Cameron Indoor Stadium • Durham, N.C.

Jason Williams scored 25 points and Shane Battier had 16 as No. 4 Duke beat Georgia Tech 98-54 in the Yellow Jackets' worst loss in 29 years. The 44 points was Duke's largest margin of victory this season. Georgia Tech (15-10, 7-7), which had won five of its last seven, had its worst loss since 118-73 to North Carolina on Feb. 12 1972. Battier, who had his No. 31 jersey retired in a ceremony before the game, had a turnover on Duke's first possession and missed his first three shots, but ignited two key first-half runs. Battier had a steal that led to a three-point play, followed by a long 3-pointer that capped a 14-0 run midway through the first half to put the Blue Devils up 29-15. Battier then started a 7-0 run to end the first half with a blocked shot that led to a 3-pointer by Chris Duhon as Duke built a 54-30 lead. Battier also had seven rebounds, four assists, three steals and three blocked shots. Tech had 20 turnovers and made just 10 of 36 shots in the first half. It got worse to start the second half for the Yellow Jackets, who had three turnovers and missed three shots in their first six possessions as Duke scored the first 13 points. Mike Dunleavy had consecutive 3-pointers during the run, the second making the score 61-30. Dunleavy finished with 18 points. Duke's Carlos Boozer and Casey Sanders combined to frustrate Georgia Tech center Alvin Jones, the Jackets' leading scorer at 14.5 points per game who was held to five on 2-for-9 shooting and had four turnovers. Tony Akins led Georgia Tech with 19 points.

TECH	FG-A	3P-A	FT-A	RB	A	TO	BL	ST	TP	MP
Babul	2-3	2-2	0-0	2	0	1	0	0	6	10
Lewis	1-5	0-2	0-0	10	0	2	0	1	2	23
Jones	2-9	0-0	1-6	11	2	4	3	1	5	33
Akins	6-17	4-8	3-3	1	2	3	0	0	19	31
Fein	3-13	2-6	0-0	5	1	6	0	0	8	30
LaBarrie	1-7	0-1	0-0	2	1	2	0	3	2	20
Vines	0-3	0-2	0-0	0	2	3	0	1	0	13
Neal	0-0	0-0	0-0	1	0	1	0	0	0	1
Lane	4-10	2-4	2-2	8	0	4	0	2	12	29
Brooks	0-0	0-0	0-0	0	0	2	0	0	0	3
Isenhour	0-1	0-0	0-0	0	0	1	0	0	5	6
Harpring	0-0	0-0	0-0	0	0	0	0	0	0	1
Team				5						
Totals	19-68	10-25	6-11	45	8	29	3	8	54	200

FG:	1st (10-36)	.278	2nd (9-32)	.281	Game (19-68)	.279
3PT:	1st (6-12)	.500	2nd (4-13)	.308	Game (10-25)	.400
FT:	1st (4-5)	.800	2nd (2-6)	.333	Game (6-11)	.545

DUKE	FG-A	3P-A	FT-A	RB	A	TO	BL	ST	TP	MP
Battier	6-16	1-5	3-3	7	4	2	3	3	16	31
Dunleavy	6-12	3-6	3-4	6	2	2	1	3	18	28
Boozer	4-5	0-0	1-2	5	1	0	1	0	9	19
James	5-11	1-5	2-2	7	2	0	0	5	13	26

2000-01 BOXSCORES

Williams	8-14	4-9	5-5	3	6	3	0	0	25	31
Caldbeck	0-0	0-0	0-0	0	0	0	0	0	0	3
Simpson	0-1	0-0	0-0	0	0	0	0	0	0	3
Buckner	0-1	0-0	1-2	0	0	0	0	1	1	4
Sanders	1-1	0-0	3-4	4	1	4	1	1	5	18
Duhon	3-7	2-5	2-7	3	3	1	0	2	10	24
Borman	0-0	0-0	0-0	0	0	0	0	0	0	1
Christensen	0-0	0-0	0-0	1	0	0	0	0	0	5
Love	0-1	0-0	1-2	3	0	1	1	1	1	7
Team				3						
Totals	33-69	11-30	21-31	42	19	13	7	16	98	200
FG: 1st (20-41)	.488		2nd (13-28)	.464			Game (33-69)		.478	
3PT: 1st (7-18)	.389		2nd (4-12)	.333			Game (11-30)		.367	
FT: 1st (7-10)	.700		2nd (14-21)	.667			Game (21-31)		.677	
Georgia Tech	30	24	-	54						
Duke	54	44	-	98						
Officials: Wood, Hartzell, Range							Attendance: 9,314			

GEORGIA TECH 85, CLEMSON 64

2-25-01 • Alexander Memorial Coliseum

Shaun Fein scored 22 points, capping his final home game with a rare dunk for his final basket as Georgia Tech downed Clemson 85-64. It was the sixth victory in nine games for the Yellow Jackets (16-10, 8-7) and clinched at least a .500 conference mark. Tony Akins and Marvin Lewis each added 14 points and T.J. Vines 12 for the Jackets, who used a 9-0 run early in the second half to build a 51-37 lead that stretched to 66-47 at the midway point. Clemson (11-16, 2-12) got 14 points from Tony Stockman, who hit 4-of-7 3-pointers. Will Solomon, the ACC's No. 2 scorer, added 13, eight below his average. The first half saw nine lead changes and four ties before Tech, which trailed 26-22 with 5:19 in the half, scored 11 straight points to go up 33-26. Fein missed his first six shots of the game but scored 10 points in the final four minutes of the half as the Jackets built the lead to 36-31 at the intermission. After a basket by Vines made it 66-47 with 9:44 in the game, Clemson went on an 8-0 run that featured two free throws and a layup by Chris Hobbs to cut the lead to 66-55, but that was as close as the Tigers got. Hobbs and Edward Scott each added 10 points for Clemson and Hobbs had 10 rebounds.

CLEMSON	FG-A	3P-A	FT-A	RB	A	TO	BL	ST	TP	MP
Solomon	3-11	1-7	6-8	3	5	4	0	1	13	30
Hobbs	4-4	0-0	2-2	10	1	2	0	0	10	18
Henderson	0-1	0-0	0-0	2	0	1	0	0	0	5
Stockman	4-10	4-7	2-2	2	1	4	0	0	14	30
Scott	5-6	0-1	0-0	3	7	3	0	0	1	36
McKnight	1-4	0-1	0-0	3	1	0	0	0	2	15
Holt	0-0	0-0	0-0	0	0	0	0	0	0	0+
Braddick	0-2	0-1	0-2	3	0	0	0	0	0	21
Nagys	2-8	0-0	1-2	6	0	1	2	0	5	15
Bains	0-0	0-0	0-0	0	0	0	0	0	0	1
Clifton	1-3	0-2	0-1	0	1	1	0	1	2	10
Douglas	0-0	0-0	0-0	0	0	0	0	0	0	0+
Allenspach	4-10	0-0	0-0	2	1	1	0	1	8	19
Team				3						
Totals	24-59	5-19	11-17	37	17	17	2	3	64	200
FG: 1st (11-30)	.367		2nd (13-29)	.448			Game (24-59)		.407	
3PT: 1st (5-13)	.385		2nd (0-6)	.000			Game (5-19)		.263	
FT: 1st (4-5)	.800		2nd (2-6)	.333			Game (6-11)		.545	

TECH	FG-A	3P-A	FT-A	RB	A	TO	BL	ST	TP	MP
LaBarrie	1-5	0-2	0-0	1	2	0	0	2	2	11
Babul	3-6	0-1	3-5	8	2	2	0	0	9	29
Jones	0-6	0-0	2-4	9	1	1	3	1	2	30
Vines	5-8	2-4	0-0	3	0	3	0	3	12	17
Fein	7-16	3-9	5-5	5	5	3	0	0	22	32
Akins	5-8	2-4	2-2	4	4	3	0	1	14	22
Neal	1-1	0-0	0-0	0	0	0	0	0	2	1
Lewis	5-7	2-4	2-2	3	1	0	0	1	14	25
Lane	2-3	1-2	3-3	0	3	1	0	1	8	19
Brooks	0-2	0-0	0-0	2	0	0	1	0	0	12
Isenhour	0-0	0-0	0-0	0	0	0	0	0	0	1
Harpring	0-0	0-0	0-0	0	0	0	0	0	0	1
Team				2						
Totals	29-62	10-26	17-21	35	18	13	4	9	85	200
FG: 1st (13-35)	.371		2nd (16-27)	.593			Game (29-62)		.468	
3PT: 1st (4-12)	.333		2nd (6-14)	.429			Game (10-26)		.385	
FT: 1st (6-7)	.857		2nd (11-14)	.786			Game (17-21)		.810	

Clemson	31	33	-	64
Georgia Tech	36	49	-	85

Officials: Clougherty, Lopes, Burr

Attendance: 8,641

FLORIDA STATE 69, GEORGIA TECH 59

2-28-01 • Tallahassee-Leon Co. Civic Center • Tallahassee, Fla.

Adrian Crawford scored 20 points and sparked a second-half rally to lead Florida State to a 69-59 win over Georgia Tech. Florida State used an 18-3 run to take control of the game in the second half after falling behind 44-42. Crawford, a senior playing in his last home game, scored 12 points during the run and had 16 in the second half. Georgia Tech (16-11, 8-8 ACC) made only 25 percent of its shots in the game. Mike Mathews and Delvon Arrington each scored 13 points for Florida State (8-20, 3-12) and each had nine in the second half. Tony Akins led Georgia Tech with 20 points, while Marvin Lewis added 12. Florida State led 24-22 at halftime after leading for most of the first half. Tech shot poorly in the first half, making only 22 percent of its shots and scoring only 10 points in the first 12 minutes. After FSU opened the second half with a three-pointer, Tech went on a 15-4 run, sparked by a pair of treys by Akins, to take a 37-31 lead. The Jackets still led 44-42 with nine minutes to play when Crawford hit back-to-back threes to put the Seminoles ahead to stay.

TECH	FG-A	3P-A	FT-A	RB	A	TO	BL	ST	TP	MP
Babul	1-2	0-0	3-4	6	0	4	1	0	5	24
Lewis	5-13	2-7	0-0	5	1	2	0	0	12	33
Jones	3-12	0-0	5-9	9	1	2	3	1	11	34
Akins	6-15	6-10	2-2	4	5	0	0	4	20	34
Fein	1-14	1-7	2-2	3	1	0	0	1	5	29
LaBarrie	0-3	0-0	0-0	1	1	1	0	0	0	11
Vines	1-5	0-3	2-2	3	0	0	0	0	4	12
Lane	1-5	0-3	0-0	2	3	0	0	0	2	18
Brooks	0-2	0-0	0-0	2	0	1	0	0	0	5
Team				5						
Totals	18-71	9-30	14-19	40	12	10	4	6	59	200
FG: 1st (7-32)	.219		2nd (11-39)	.282			Game (18-71)		.254	
3PT: 1st (2-8)	.250		2nd (7-22)	.318			Game (9-30)		.300	
FT: 1st (6-8)	.750		2nd (8-11)	.727			Game (14-19)		.737	

TECH	FG-A	3P-A	FT-A	RB	A	TO	BL	ST	TP	MP
Joiner	4-10	0-0	0-0	6	1	2	1	1	8	30
Dixon, A.	3-6	1-2	0-0	8	3	3	2	3	7	35
Dixon, N.	1-2	0-0	0-1	4	0	1	0	0	2	6
Crawford	7-8	3-4	3-7	5	0	0	0	0	20	27
Arrington	4-8	0-3	5-6	9	5	3	0	0	13	36
Wilson	0-2	0-1	0-0	0	1	1	0	1	0	7
Haywood	0-0	0-0	0-0	2	2	0	0	0	0	4
Cummings	2-6	0-1	2-2	2	1	3	0	0	6	21
Mathews	5-9	0-0	3-6	3	1	3	1	0	13	24
Anderson	0-0	0-0	0-0	2	0	0	1	0	0	10
Team				4						
Totals	26-51	4-11	13-22	45	14	16	5	5	69	200
FG: 1st (10-24)	.417		2nd (16-27)	.593			Game (26-51)		.510	
3PT: 1st (0-4)	.000		2nd (4-7)	.571			Game (4-11)		.364	
FT: 1st (4-7)	.571		2nd (9-15)	.600			Game (13-22)		.591	

Georgia Tech	22	37	-	59
Florida State	24	45	-	69

Officials: Hess, Rose, Nestor

Attendance: 4,757

GEORGIA TECH 74, VIRGINIA 69

3-9-01 • ACC Tournament Quarterfinals • Georgia Dome, Atlanta Ga.

Alvin Jones scored 20 points, grabbed 12 rebounds and blocked six shots as Georgia Tech solidified its NCAA credentials with a 74-69 victory Friday over No. 12 Virginia in the quarterfinals of the Atlantic Coast Conference tournament. No. 5 seed Georgia Tech (17-11) completed a three-game sweep of the fourth-seeded Cavaliers (20-8) with its first ACC tournament victory in five years. Virginia simply didn't have anyone who could handle the 6-foot-11 Jones, an All-ACC selection who lived up to the pregame assessment of Cavs coach Pete Gillen. Georgia Tech, one of the country's most surprising teams under first-year coach Paul Hewitt, earned its seventh victory over a ranked team. Playing just a mile from campus before a tournament record crowd of 40,083 at the Georgia Dome, Tech advanced to a semifinal meeting with No. 3 North Carolina. After a sloppy first half, the final 20 minutes were thrilling with 16 lead changes and four ties. Darryl LaBarrie hit a 3-pointer with 1:31 remaining to put the Jackets ahead for good at 69-67, but it was

2000-01 BOXSCORES

left to Jones to finish off the Cavaliers. First, he blocked an attempt at the tying basket by Donald Hand. Then, Jones fought off a triple team to hit a basket with 49.8 seconds remaining that pushed the margin to four points. Roger Mason, who led Virginia with 20 points, hit a pair of free throws with 19 seconds left, making it 71-69. But Jon Babul countered with two free throws for Georgia Tech with 18 seconds left, and then Jones swatted away the Cavs' last gasp, a drive by Chris Williams, who fouled out going for the loose ball. Teammates Travis Watson and Adam Hall already had picked up five fouls in a futile attempt to stop Jones. Tony Akins scored 16 points and LaBarrie added 13, including a couple of key 3-pointers. Hall had 14 points and 11 rebounds, and Watson managed 12 points and 11 rebounds. But Virginia could not overcome 36-percent shooting (24-of-67) and ran its ACC tournament losing streak to seven in a row.

TECH	FG-A	3P-A	FT-A	RB	A	TO	BL	ST	TP	MP
Babul	1-4	0-2	2-2	1	1	1	0	1	4	20
Lewis	1-4	0-3	1-2	3	2	2	0	2	3	22
Jones	9-14	0-0	2-6	12	1	2	6	1	20	35
Akins	5-13	4-11	2-5	7	6	0	0	1	16	33
Fein	2-6	1-3	1-3	2	1	2	0	0	6	17
LaBarrie	5-10	2-5	1-3	2	2	0	0	2	13	20
Vines	2-3	1-2	0-0	0	2	1	0	1	5	13
Lane	2-4	1-2	0-0	2	3	2	0	0	5	20
Brooks	1-4	0-0	0-0	5	0	1	0	0	2	11
Isenhour	0-0	0-0	0-0	2	0	1	0	0	0	9
Team				3						
Totals	28-62	9-28	9-21	39	18	12	6	8	74	200
FG:	1st (11-32)	.344	2nd (17-30)	.567	Game (28-62)	.452				
3PT:	1st (3-14)	.214	2nd (6-14)	.429	Game (9-30)	.321				
FT:	1st (1-2)	.500	2nd (8-19)	.421	Game (14-19)	.429				

UVA	FG-A	3P-A	FT-A	RB	A	TO	BL	ST	TP	MP
Hall	5-11	2-2	2-2	11	0	4	0	0	14	28
Williams	2-8	0-3	3-5	9	2	4	0	2	7	30
Watson	6-12	0-0	0-1	11	0	0	0	1	12	33
Hand	3-14	1-5	0-1	2	5	1	0	1	7	39
Mason	6-18	2-7	6-7	7	3	3	0	2	20	33
Dondon	1-1	1-1	0-2	4	0	0	0	0	3	14
Friel	1-3	0-1	3-3	3	1	1	0	0	5	20
Hare	0-0	0-0	0-0	0	0	0	0	0	0	0+
Mathis	0-0	0-0	1-2	0	0	1	0	0	1	3
Team				3						
Totals	24-67	6-19	15-23	50	11	14	0	6	69	200
FG:	1st (9-33)	.273	2nd (15-34)	.441	Game (24-67)	.358				
3PT:	1st (0-6)	.000	2nd (6-13)	.462	Game (6-19)	.316				
FT:	1st (6-8)	.750	2nd (9-15)	.600	Game (15-23)	.652				

Georgia Tech 26 48 - 74
 Virginia 24 45 - 69

Officials: Clougherty, Kersey, Jones

Attendance: 40,083

NORTH CAROLINA 70, GEORGIA TECH 63

3-10-01 • ACC Tournament Semifinals • Georgia Dome, Atlanta, Ga.

No. 6 North Carolina knocked off the hometown favorite to advance to the championship game of the Atlantic Coast Conference tournament. Joseph Forte ignored foul trouble to score 27 points and the Tar Heels survived a scare from feisty Georgia Tech for a 70-63 semifinal victory. Forte, who also had 12 rebounds, hit two key free throws with 33.6 seconds remaining after a controversial foul call and added a finishing layup at the buzzer to put the Tar Heels (25-5) into the final against Duke. The Yellow Jackets (17-12) hung tough despite a horrible stretch in which they missed 17 shots in a row, encompassing the final eight minutes of the first half and the first two-and-a-half minutes after the break. During that time, in which Tech also made six turnovers, the Tar Heels turned a 23-16 deficit into a 35-25 lead. The Tar Heels were on the verge of turning the game into a rout when Jason Capel hit a free throw with 16 minutes remaining for a 43-30 lead. But Georgia Tech suddenly found its range. Shaun Fein, who led his team with 18 points, hit back-to-back threes, T.J. Vines tied the score at 53 with a three-point play and Robert Brooks put Tech ahead for the final time, 55-53, on a lay-in with 7:02 left. At that point, North Carolina seemed on the ropes, with many of the Duke and Maryland fans at the Georgia Dome waiving gold pompoms in support of the underdog. Forte picked up his fourth foul with more than 11 minutes remaining, but coach Matt Doherty left his star on the court. Forte avoided his fifth foul and made most of the key baskets down the stretch - 3-pointer than sneaked over the rim, a 15-foot jumper with about two minutes left, and those two free throws in the

final minute after Fein hit a 3-pointer to bring Tech within 64-63. Tech still had a chance to tie, but Tony Akins misread Fein and threw the ball away before the Yellow Jackets could attempt a shot. Against a desperate press, Julius Peppers got loose at the other end for the clinching dunk. Brendan Haywood scored 13 points for the Tar Heels and did a stellar defensive job on Tech's star center Alvin Jones. After scoring 20 points, grabbing 12 rebounds and blocking six shots in the quarterfinals, Jones was held to seven points on 3-of-16 shooting. He did haul down 16 rebounds and block three shots.

TECH	FG-A	3P-A	FT-A	RB	A	TO	BL	ST	TP	MP
Babul	0-0	0-0	0-1	1	1	0	0	2	0	15
Lewis	1-3	1-3	0-0	2	0	0	0	1	3	17
Jones	3-16	0-0	1-2	16	1	4	3	1	7	35
Akins	5-11	5-10	2-3	4	4	5	0	0	17	30
Fein	6-17	3-11	3-4	3	2	2	0	3	18	28
LaBarrie	4-12	0-3	1-2	4	5	2	0	2	9	23
Vines	1-5	0-4	1-2	2	2	1	0	1	3	14
Lane	0-4	0-2	0-0	4	2	3	0	1	0	18
Brooks	2-2	0-0	0-0	1	0	1	0	0	4	14
Isenhour	1-1	0-0	0-0	1	1	0	0	0	2	6
Team				5						
Totals	23-71	9-33	8-13	43	18	18	3	11	63	200
FG:	1st (9-33)	.273	2nd (14-38)	.368	Game (23-71)	.324				
3PT:	1st (3-16)	.188	2nd (6-17)	.353	Game (9-33)	.273				
FT:	1st (4-5)	.800	2nd (4-8)	.500	Game (8-13)	.615				

UNC	FG-A	3P-A	FT-A	RB	A	TO	BL	ST	TP	MP
Capel	4-6	1-3	2-4	9	4	1	0	2	11	36
Lang	1-4	0-0	1-4	4	0	2	0	1	3	18
Haywood	5-9	0-0	3-4	4	2	1	3	1	13	30
Curry	0-2	0-0	0-2	7	3	4	0	1	0	30
Forte	10-25	2-4	5-5	12	0	4	0	2	27	35
Morrison	1-4	1-3	1-2	2	2	3	0	0	4	22
Owens	4-8	0-4	2-2	4	2	3	0	1	10	22
Boone	0-0	0-0	0-0	0	0	0	0	0	0	2
Peppers	1-1	0-0	0-0	1	0	2	1	0	2	5
Team				3						
Totals	26-59	4-14	14-23	46	13	20	4	8	70	200

Georgia Tech 25 38 - 63
 North Carolina 29 41 - 70

Officials: Rose, Edsall, Scagliotta

Attendance: 40,083

