

# CONTENTS

## GEORGIA TECH UNIVERSITY?

Just five institutions that play NCAA Division I-A football do not use the word "University" in their official titles. They are: Air Force, Army, Navy, Boston College and Georgia Tech.

The Georgia Institute of Technology is the official title, but Georgia Tech will work fine, or just Tech (unless you're in Virginia or Texas). We would appreciate it if you would use our name in those ways. Thanks.

## FACTS ABOUT GEORGIA TECH

Location .....	Atlanta, Ga. 30332
Founded .....	1885
Enrollment .....	15,000
Nicknames .....	Yellow Jackets, Rambling Wreck
Mascots .....	"Buzz," 1930 Model "A" Ford
Colors .....	Old Gold, White and Blue
Conference .....	Atlantic Coast Conference (ACC)
Stadium .....	Bobby Dodd Stadium/Grant Field (55,000)
Surface .....	Natural Grass
Head Football Coach .....	Chan Gailey (Florida '74)
Record at Tech .....	7-6 (2nd Year)
Overall Record .....	31-17 (5th Year)
2002 Record .....	7-6 Overall, 4-4 ACC / T-5th
2002 Bowl Game .....	Silicon Valley Classic (I. Fresno St., 30-21)
Offensive / Defensive Formation .....	Multiple / Multiple
Starters Returning/Lost .....	12 (6 Off., 6 Def., 0 Spec.) / 12

## CREDITS

**Editor:** Allison George

**Contributors:** John Martin, Mike Stamus, Melissa Jenkins, Chris Capo, Cheryl Watts, Caroline Clayton, Melissa Durley, Georgia Tech Institute Communications and Public Affairs

**Color Photography:** Color photos by Pete Casabonne/Color Genesis, Mike Jula, Stanley Leary, Jack Reimer, Rob Skinner, Phillip Williams, Darrell McAllister.

**Inside Photography:** Action Sports International, Atlanta Falcons, Bradley Photographers, Buffalo Bills, Chicago Bears, Pete Casabonne/Color Genesis, Jimmy Cribb, Scott Cunningham, John Gilman, Mike Jula, Stanley Leary, Van Martin, Darrell McAllister, Gary Meek, Stephen Miller, Minnesota Vikings, New York Jets, Philadelphia Eagles, Jack Reimer, Rob Skinner, Tampa Bay Buccaneers, Corky Trewin, Washington Redskins, Phillip Williams, and many unidentified photographers of the past.

**Lithography:** Printed by Harris Lithography

Georgia Tech fans can obtain copies of the 2003 Georgia Tech Football Media Guide by sending a check for \$20 (includes postage), payable to GTAA, to Georgia Tech Sports Information, 150 Bobby Dodd Way, N.W., Atlanta, Ga. 30332-0455.

## General

### Information (16)

Atlantic Coast Conference .....	174
Bowl Schedule .....	175
Directions .....	24
Directory .....	17
Media Information .....	20-21
Opponents' Schedules .....	19
Pronunciation Guide .....	35
Radio & Television .....	22-23
Travel Plans .....	19

### Year Ahead (25)

Depth Chart .....	34-35
Georgia Tech 2003 Schedule .....	18
Opponent Information .....	176-181
Season Preview .....	26-33
Squad Analysis .....	37

### The Players (47)

Alphabetical Roster .....	38-39
Freshmen Profiles .....	89-94
Numerical Roster .....	40-41
Pronunciation Guide .....	37
Varsity Profiles .....	48-88
Where They're From .....	36

### Football Staff (95)

Assistant Coaches .....	100-108
Head Coach .....	96-99
Support Staff .....	109-112

### The Institute (113)

Georgia Tech .....	12-13, 114-116
Olympic Legacy .....	117
Tech Traditions .....	118-119
Total Person Program .....	132-134

### Facilities (120)

Attendance Figures .....	125, 233
Bobby Dodd Stadium .....	6-9, 120-123
Edge Center .....	130
Hearn Academic Center .....	11, 127
Homer Rice Center .....	128-129, 131
Sports Medicine .....	129
Stadium Chronology .....	122-123
Stadium Records .....	229
Strength & Conditioning .....	10, 126
Student Success Center .....	125
Wardlaw Building .....	124

### Administration (135)

Administration .....	140-143
Alexander-Tharpe Fund .....	148-150
Athletic Board .....	137
Director of Athletics .....	138-139
President .....	136
Sports Information Staff .....	20
Tech Faces .....	144-147

### 2002 Review (151)

2002 Statistics & Results .....	168-172
2002 ACC Statistics .....	174-176

Game Summaries .....	157-167
Honors .....	157
Season Review .....	156
Starting Lineups .....	172
Superlatives .....	173

### Records (191)

ACC Game Superlatives .....	230
All-Purpose .....	197
Annual Team Statistics .....	224-225
Game Highs & Lows .....	226-227
Half Superlatives .....	230
Interceptions .....	221
Kicking .....	210-211
Kickoff Returns .....	212-213
Last Time .....	223
Longest Plays .....	222
Opponent Superlatives .....	232-233
Passing .....	200-204
Punting .....	216-217
Punt Returns .....	214-215
Receiving .....	204-207
Rushing .....	192-196
Series Results .....	182-190
Scoring .....	208-209, 229
Statistical Leaders .....	234
Tackles .....	218-220
Total Offense .....	198-199

### Honors (235)

Academic All-America .....	243
All-ACC .....	246-247
All-America .....	236-239
All-Conference .....	248-250
All-Star Games .....	239
All-Time Teams .....	251
Career Statistics .....	252-263
Draft Picks .....	264-265
Hall of Fame .....	244-245
Pro Players .....	266-268

### History (269)

Assistant Coach Roster .....	306-307
Bowl Games .....	270-285
Coaching History .....	306
Governor's Cup .....	327
Great Games .....	301-305
Homecoming Games .....	327
Lettermen .....	286-294
National Championships .....	341-345
Rankings .....	330-332
Starting Lineups .....	295-300
Televised Games .....	328-329
Winning Streaks .....	309
Year-by-Year Scores .....	310-326
Year-by-Year Records .....	308-309

### Tradition (333)

Alexander, William .....	336-337
Castleberry, Clint .....	346-347
Ciraldo, Al .....	340
Cumberland Game .....	350-351
Dodd, Bobby .....	338-339
Heisman, John .....	334-335
Ivery, Eddie Lee .....	348
National Champions .....	341-345
1929 Rose Bowl .....	349
Uniform Chronology .....	42-43

# DIRECTORY

## FOOTBALL COACHING STAFF

Chan Gailey (Florida '74) .....	<i>Head Coach</i>	404-894-5419
Joe D'Alessandris (Western Carolina '77) .....	<i>Offensive Line</i>	404-894-5430
Buddy Geis (Lock Haven '72) .....	<i>Wide Receivers /Passing Game Coordinator</i>	404-894-4351
Brick Haley (Alabama A&M '89) .....	<i>Linebackers</i>	404-894-5476
Curtis Modkins (Texas Christian '93) .....	<i>Running Backs</i>	404-894-5465
Patrick Nix (Auburn '95) .....	<i>Quarterbacks/Running Game Coordinator</i>	404-894-5469
Tommie Robinson (Troy State '85) .....	<i>Tight Ends</i>	404-894-4425
Glenn Spencer (Georgia Tech '87) .....	<i>Defensive Line</i>	404-894-5472
Jon Tenuta (Virginia '82) .....	<i>Defensive Coordinator/Defensive Backs</i>	404-894-5470
David Wilson (Troy State '84) .....	<i>Special Teams/ Recruiting Coordinator</i>	404-894-5464

## FOOTBALL SUPPORT STAFF

FOOTBALL OFFICE .....	404-894-5420
Administrative Assistants: Linda Watts (Head Coach), Shanny Burge, Donna Reed, Teri Anton	
Butch Brooks, <i>Director of Football Operations</i> .....	404-894-5468
Jay Shoop, <i>Director of Sports Medicine</i> .....	404-894-5461
Ed Ellis, <i>Director of Player Development</i> .....	404-894-8648
Bob Griffith, <i>Director of Clinics, Camps &amp; Events</i> .....	404-385-0404
Tom Conner, <i>Equipment Manager</i> .....	404-894-5462
Todd McCarthy, <i>Director of Video Operations</i> .....	404-894-8653
Bryan Cook, <i>Graduate Assistant</i> .....	404-894-0693
Craig Page, <i>Graduate Assistant</i> .....	404-894-0693

## OTHER IMPORTANT NUMBERS

### TICKET INFORMATION: 1-888-TECH-TIX

Georgia Tech Information .....	404-894-2000
Edge Athletic Center .....	404-894-5400
Equipment Room .....	404-894-5462
Facilities .....	404-894-5474
Ticket Office .....	404-894-5447
Alexander-Tharpe Fund .....	404-894-5414
Sports Information .....	404-894-5445
Sports Medicine .....	404-894-5460
Accounting Office .....	404-894-5439
Athletic Dining Hall .....	404-894-5456
Athletic Facilities Office .....	404-894-5474

## ADMINISTRATION

Dr. G. Wayne Clough .....	404-894-5051
<i>President, Georgia Institute of Technology</i>	
Dave Braine .....	404-894-5411
<i>Director of Athletics</i>	
George Nemhauser .....	404-894-2306
<i>Faculty Representative for Athletics</i>	
Sterling Brown .....	404-894-9004
<i>Senior Associate Director of Athletics</i>	
Paul Griffin .....	404-894-3780
<i>Senior Associate Director of Athletics</i>	
Mary McElroy .....	404-385-0956
<i>Senior Associate Director of Athletics/Senior Woman Administrator</i>	
Larry New .....	404-894-5845
<i>Senior Associate Director of Athletics</i>	
Jack Thompson .....	404-894-5427
<i>Senior Associate Director of Athletics</i>	
Mollie Simmons Mayfield .....	404-894-5441
<i>Assistant Director of Athletics for Business</i>	
Scott McLaren .....	404-894-5447
<i>Director of Ticket Operations</i>	
Jennifer Condaras .....	404-894-8792
<i>Director of Compliance</i>	
Wes Durham .....	404-385-0594
<i>Director of Broadcasting</i>	
Jim Stevens .....	404-894-4433
<i>Director of Academic Services</i>	

## SPORTS INFORMATION

Sports Information Phone: 404-894-5445 • FAX: 404-894-1248 • Internet Address: [www.ramblinwreck.com](http://www.ramblinwreck.com)

Mailing Address: Georgia Tech Athletic Association, 150 Bobby Dodd Way, N.W., Atlanta, Ga. 30332-0455

Allison George, <i>Director of Communications</i> .....	(Home) 678-595-7728	e-mail: <a href="mailto:ageorge@at.gtaa.gatech.edu">ageorge@at.gtaa.gatech.edu</a>
Mike Stamus, <i>Associate Director</i> .....	(Home) 770-951-1939	e-mail: <a href="mailto:mstamus@at.gtaa.gatech.edu">mstamus@at.gtaa.gatech.edu</a>
Chris Capo, <i>Assistant Director</i> .....	(Home) 404-314-1635	e-mail: <a href="mailto:ccapo@at.gtaa.gatech.edu">ccapo@at.gtaa.gatech.edu</a>
Melissa Jenkins, <i>Assistant Director</i> .....	(Home) 404-603-9953	e-mail: <a href="mailto:mjenkins@at.gtaa.gatech.edu">mjenkins@at.gtaa.gatech.edu</a>
Jeremy Noel, <i>Assistant Director</i> .....	(Home) 404-355-4364	e-mail: <a href="mailto:jnoel@at.gtaa.gatech.edu">jnoel@at.gtaa.gatech.edu</a>

# SCHEDULE

## 2003 GEORGIA TECH FOOTBALL SCHEDULE

Date	Opponent .....	Time	Series	Location
Aug. 28	at Brigham Young (Thursday, ESPN2) .....	9:30 p.m.	1-0	LaVell Edwards Stadium, Provo, Utah
Sept. 6	AUBURN (ABC) .....	3:30 p.m.	39-47-4	BOBBY DODD STADIUM/GRANT FIELD
Sept. 13	at Florida State (ABC) .....	8 p.m.	7-11-1	Doak Campbell Stadium, Tallahassee, Fla.
Sept. 20	CLEMSON .....	TBA	43-22-2	BOBBY DODD STADIUM/GRANT FIELD
Sept. 27	at Vanderbilt .....	TBA	17-15-3	Vanderbilt Stadium, Nashville, Tenn.
Oct. 4	NC STATE (Homecoming) .....	TBA	14-8	BOBBY DODD STADIUM/GRANT FIELD
Oct. 11	at Wake Forest .....	TBA	18-7	Groves Stadium, Winston-Salem, N.C.
Oct. 23	MARYLAND (Thursday, ESPN) .....	7:45 p.m.	10-5	BOBBY DODD STADIUM/GRANT FIELD
Nov. 8	at Duke .....	TBA	40-29-1	Wallace Wade Stadium, Durham, N.C.
Nov. 15	NORTH CAROLINA .....	TBA	19-16-3	BOBBY DODD STADIUM/GRANT FIELD
Nov. 22	at Virginia .....	TBA	13-11-1	Carl Smith Center/Scott Stadium, Charlottesville, Va.
Nov. 29	GEORGIA .....	TBA	38-54-5	BOBBY DODD STADIUM/GRANT FIELD

*Schedule subject to change • All times Eastern*

*Times listed as TBA will be announced 12 days prior to the game.*

## 2002 GEORGIA TECH RESULTS

**Record: 7-6 Overall • 4-4 ACC (T-5th)**

Date	Opponent .....	Result	Score	Att.	Location
Aug. 31	VANDERBILT .....	hW	45-3	43,719	BOBBY DODD STADIUM/GRANT FIELD
Sept. 7	at Connecticut (YES) .....	aW	31-14	16,751	Memorial Stadium, Storrs, Conn.
Sept. 14	at Clemson (ESPN) .....	aL	19-24	78,000	Clemson Memorial Stadium, Clemson, S.C.
Sept. 21	BRIGHAM YOUNG (ABC) .....	hW	28-19	43,719	BOBBY DODD STADIUM/GRANT FIELD
Sept. 28	at North Carolina (ABC) .....	aW	21-13	57,000	Kenan Memorial Stadium, Chapel Hill, N.C.
Oct. 5	WAKE FOREST (ABC) .....	hL	21-24	43,719	BOBBY DODD STADIUM/GRANT FIELD
Oct. 17	at Maryland (Thursday, ESPN) .....	aL	10-34	41,766	Byrd Stadium, College Park, Md.
Oct. 26	VIRGINIA (ABC) .....	hW	23-15	42,727	BOBBY DODD STADIUM/GRANT FIELD
Nov. 2	at NC State (ABC) .....	aW	24-17	51,500	Carter-Finley Stadium, Raleigh, N.C.
Nov. 9	FLORIDA STATE (ABC) .....	hL	13-21	43,719	BOBBY DODD STADIUM/GRANT FIELD
Nov. 16	DUKE .....	hW	17-2	41,335	BOBBY DODD STADIUM/GRANT FIELD
Nov. 30	at Georgia (CBS) .....	aL	7-51	86,520	Sanford Stadium, Athens, Ga.
Dec. 31	Fresno State (ESPN2) .....	nL	21-30	10,132	Spartan Stadium, San Jose, Calif.

*Silicon Valley Football Classic*



# OPPONENTS' SCHEDULES

	BYU	AUBURN	FSU	CLEMSON	VANDERBILT	NC STATE	WAKE	MARYLAND	DUKE	UNC	VIRGINIA	GEORGIA
Aug. 30	Georgia Tech <i>home (8/28)</i>	USC <i>home</i>	N. Carolina <i>away</i>	Georgia <i>home</i>	Mississippi <i>home</i>	W. Carolina <i>home</i>	Boston College <i>away</i>	N. Illinois <i>away (8/28)</i>	Virginia <i>away</i>	Florida State <i>home</i>	Duke <i>home</i>	Clemson <i>away</i>
Sept. 6	USC <i>away</i>	Georgia Tech <i>away</i>	Maryland <i>home</i>	Furman <i>home</i>	Chattanooga <i>home</i>	Wake Forest <i>away</i>	NC State <i>home</i>	Florida State <i>away</i>	W. Carolina <i>home</i>	Syracuse <i>home</i>	South Carolina <i>away</i>	MTSU <i>home</i>
13	New Mexico <i>away</i>	Vanderbilt <i>away</i>	Georgia Tech <i>home</i>	MTSU <i>home</i>	Auburn <i>home</i>	Ohio State <i>away</i>	Purdue <i>home</i>	The Citadel <i>home</i>	Rice <i>home</i>	Open	W. Michigan <i>away</i>	South Carolina <i>home</i>
20	Stanford <i>home</i>	Open	Colorado <i>home</i>	Georgia Tech <i>away</i>	TCU <i>away</i>	Texas Tech <i>home</i>	E. Carolina <i>home</i>	W. Virginia <i>home</i>	Northwestern <i>home</i>	Wisconsin <i>away</i>	Open	LSU <i>away</i>
27	Air Force <i>home</i>	W. Kentucky <i>home</i>	Duke <i>away</i>	Open	Georgia Tech <i>home</i>	N. Carolina <i>home</i>	Virginia <i>away</i>	E. Michigan <i>away</i>	Florida State <i>home</i>	NC State <i>away</i>	Wake Forest <i>home</i>	Open
Oct. 4	San Diego State <i>away</i>	Tennessee <i>home</i>	Open	Maryland <i>away</i>	Miss. State <i>away</i>	Georgia Tech <i>away</i>	Open	Clemson <i>home</i>	Open	Virginia <i>home</i>	North Carolina <i>away</i>	Alabama <i>home</i>
11	Colorado State <i>home (10/9)</i>	Arkansas <i>away</i>	Miami <i>home</i>	Virginia <i>home</i>	Navy <i>home</i>	Connecticut <i>home</i>	Georgia Tech <i>home</i>	Duke <i>home</i>	Maryland <i>away</i>	East Carolina <i>away</i>	Clemson <i>away</i>	Tennessee <i>away</i>
18	Wyoming <i>away</i>	Mississippi State <i>home</i>	Virginia <i>away</i>	NC State <i>away</i>	Georgia <i>home</i>	Clemson <i>home</i>	Duke <i>away</i>	Open	Wake Forest <i>home</i>	Arizona State <i>home</i>	Florida State <i>home</i>	Vanderbilt <i>away</i>
25	UNLV <i>away</i>	LSU <i>away</i>	Wake Forest <i>home</i>	North Carolina <i>home</i>	S. Carolina <i>away</i>	Duke <i>away</i>	Florida State <i>away</i>	Georgia Tech <i>away (10/23)</i>	NC State <i>home</i>	Clemson <i>away</i>	Troy St. <i>home</i>	UAB <i>home</i>
Nov. 1	Boise State <i>home (10/31)</i>	La.-Monroe <i>home</i>	Notre Dame <i>away</i>	Wake Forest <i>away</i>	Open	Virginia <i>home</i>	Clemson <i>home</i>	North Carolina <i>home</i>	Tennessee <i>away</i>	Maryland <i>away</i>	NC State <i>away</i>	Florida <i>neutral</i> <sup>1</sup>
8	Open	Mississippi <i>home</i>	Clemson <i>away</i>	Florida State <i>home</i>	Florida <i>away</i>	Open	North Carolina <i>away</i>	Open	Georgia Tech <i>home</i>	Wake Forest <i>home</i>	Open	Open
15	Notre Dame <i>away</i>	Georgia <i>away</i>	NC State <i>home</i>	Duke <i>home</i>	Kentucky <i>home</i>	Florida State <i>away</i>	Connecticut <i>home</i>	Virginia <i>home (11/13)</i>	Clemson <i>away</i>	Georgia Tech <i>away</i>	Maryland <i>away (11/13)</i>	Auburn <i>home</i>
22	Utah <i>home</i>	Alabama <i>home</i>	Open	South Carolina <i>away</i>	Tennessee <i>away</i>	Maryland <i>home</i>	Open	NC State <i>away</i>	North Carolina <i>away</i>	Duke <i>home</i>	Georgia Tech <i>home</i>	Kentucky <i>home</i>
29			Florida <i>away</i>				Maryland <i>home</i>	Wake Forest <i>away</i>			Virginia Tech <i>home</i>	Georgia Tech <i>away</i>

1-Alltel Stadium, Jacksonville, Fla.

## ROAD HEADQUARTERS

### BRIGHAM YOUNG

*Aug. 28 • Provo, Utah*

Headquarters: Provo Marriott  
Address: 101 West 100 North, Provo, Utah,  
84606  
Phone: (801) 377-4700

### FLORIDA STATE

*Sept. 13 • Tallahassee, Fla.*

Headquarters: Tallahassee Ramada Inn &  
Conference Center  
Address: 2900 West Monroe Street,  
Tallahassee, Fla., 32304  
Phone: (850) 386-1027

### VANDERBILT

*Sept. 27 • Nashville, Tenn.*

Headquarters: Nashville Marriott  
Address: 600 Marriott Drive, Nashville, Tenn.,  
37214  
Phone: (615) 889-9300

### WAKE FOREST

*Oct. 11 • Winston-Salem, N.C.*

Headquarters: Greensboro-High Point Marriott  
Address: One Marriott Drive, Greensboro, N.C.,  
27409  
Phone: (336) 852-6450

### DUKE

*Nov. 8 • Durham, N.C.*

Headquarters: Holiday Inn RDU Airport  
Address: 4810 Page Road, Research Triangle  
Park, N.C., 27709  
Phone: (919) 941-6000

### VIRGINIA

*Nov. 22 • Charlottesville, Va.*

Headquarters: Doubletree Hotel  
Address: 990 Hilton Heights Road,  
Charlottesville, Va., 22901  
Phone: (434) 973-2121



# FOR THE MEDIA

## Satellite Feed

Georgia Tech interviews and highlights are available via the Atlantic Coast Conference's weekly satellite feed. The package will feature an interview with head coach Chan Gailey, as well as practice footage and highlights of the previous week's game. The interviews will be oriented to the upcoming game.

The ACC satellite feed will be available from 2:30-3:30 p.m. each Wednesday afternoon during the season, beginning Aug. 27. Each ACC school is featured with a six-minute segment.

Please contact Scott McBurney in the ACC Media Relations Office (336-851-6062) to obtain satellite coordinates and further information.

The Georgia Tech Sports Information office will provide supplemental feeds during the preseason and as necessary during the season, including post-game highlight feeds for any non-televvised home games. Media outlets will be notified via e-mail prior to each additional feed.

## ACC Coaches' Teleconference

The nine ACC head coaches are featured on a weekly teleconference each Wednesday, from August 27 through November 26. Appearing in alphabetical order by school, each coach will be available for 10 minutes from 11 a.m. - 12:30 p.m. There will be an instant replay of each tele-conference on the Conference's internet site TheACC.com each Wednesday afternoon.

Media phone number: (913) 981-5510

### The order of ACC coaches:

11:00 a.m.	Tommy Bowden, Clemson
11:10 a.m.	Carl Franks, Duke
11:20 a.m.	Bobby Bowden, Florida State
11:30 a.m.	Chan Gailey, Georgia Tech
11:40 a.m.	Ralph Friedgen, Maryland
11:50 a.m.	John Bunting, North Carolina
12:00 p.m.	Chuck Amato, NC State
12:10 p.m.	Al Groh, Virginia
12:20 p.m.	Jim Grobe, Wake Forest

## Sports Information Phone

(404) 894-5445

## Sports Information Fax

(404) 894-1248

## Mailing Address

150 Bobby Dodd Way, N.W.  
Atlanta, Ga. 30332-0455

## Press Box Phone

(404) 894-1204, 1205

## Internet Site

[www.ramblinwreck.com](http://www.ramblinwreck.com)

If time permits, passes will be mailed. If not, they will be held at Media Will Call.

Media Will Call is located at the Georgia Tech Ticket Office at the North End of Bobby Dodd Stadium, near the corner of Techwood Drive and Bobby Dodd Way.

## Photo Credentials

Sideline passes will be issued only to photographers on assignment and working members of the television media. For admission to the sidelines at Bobby Dodd Stadium/Grant Field, a press credential and an arm band must be displayed. Photographers must present their credential in the Press Box to receive an armband. All sideline photographers must stay behind the dotted restraining line that surrounds the playing field and are not permitted in the team bench areas.

## Telephones

The Bobby Dodd Stadium Press Box is equipped with 10 telephones, which require credit card or collect calls. Writers or photographers desiring their own phones should make the request to Bell South (800-356-3093) using Mike Stamus as the local contact for phone placement. Please inform the Sports Information Office at least two days prior to the game if you have ordered your own phone.

## Press Box Services

Game notes, statistics, play-by-play, and post-game coaches quotes are provided in the Press Box. An inside public address announcer keeps the media abreast of play-by-play, records and game notes. A pregame meal is served two hours before kickoff with refreshments available throughout the game.

## Parking

Media parking at Bobby Dodd Stadium is extremely limited. Requests for parking passes should be made well in advance. Media parking is located in Peters Parking Deck across Bobby Dodd Way at the

## The Press Box

The Georgia Tech Press Box is for working members of the media only and admission is by credential only. The Press Box is located underneath the upper deck in the West Stands. It is accessible by entering the West concourse and taking the elevator to the press level. Also located on the press level are the photo deck, radio and TV booths, and stadium operations/security.

## Press Credentials

Press credentials will be issued to members of the working media only. Working space in the Bobby Dodd Stadium/Grant Field Press Box is limited, and children and other non-workers are not allowed in the Press Box.

Requests for credentials should be made in writing on letterhead stationery to Director of Communications Allison George well in advance of each game. Requests via e-mail are also acceptable. Requests are accepted from Sports Editors and Directors only.

## GEORGIA TECH SPORTS INFORMATION STAFF



**ALLISON GEORGE**  
*Director of  
Communications /  
Football Contact*



**MIKE STAMUS**  
*Associate Director of  
Communications*



**CHRIS CAPO**  
*Assistant Director of  
Communications*



**MELISSA JENKINS**  
*Assistant Director of  
Communications*



**JEREMY NOEL**  
*Assistant Director of  
Communications*

# FOR THE MEDIA

north end of Bobby Dodd Stadium, or at Alexander Memorial Coliseum in the AMC and O'Keefe Lots.

## Post-Game Interviews

Coach Chan Gailey and several Tech players will meet the media after each home game in the new Football Players Lounge in the north end of Bobby Dodd Stadium/Grant Field. The Tech post-game interview area is accessible from the service drive at the northwest corner of the field. Please note that this location is a change from previous years.

Tech's football locker room is closed immediately after each game but will be open to the media 30 minutes after Coach Gailey has left the locker room for his press conference, in accordance with Atlantic Coast Conference policy.

The visitor's locker room is located on the field level of the Wardlaw Building in the south end zone.

Admittance to all post-game press conferences is by credential only. The Press Box Elevator will leave the Press Level at the four-minute mark of the fourth quarter for anyone going to the locker rooms.

## Interview Policy

Tech players and coaches will be available to the media throughout the season. All interviews must be arranged through the Sports Information Office. To insure availability, please allow 24-hour notice. Player interviews are permitted through Wednesday during the week of a game.

## Attending Practice

Georgia Tech practices are generally open to the media, subject to change. Media planning to attend

## IMPORTANT DATES TO REMEMBER

Aug. 1..... Georgia Tech Players Report (Freshmen & Varsity)  
Aug. 2..... Practice Begins  
Aug. 2..... MEDIA DAY (Media Only), 12 noon  
Aug. 2..... Fan Photo Day, Bobby Dodd Stadium, 1 p.m.  
Aug. 28..... Season Opener at Brigham Young

practice must call the Sports Information office in advance. A member of the Sports Information staff attends all practices to assist the media.

Practices are normally held at Rose Bowl Field, located on Fowler Street adjacent to Chandler Baseball Stadium. Media should enter Rose Bowl Field at the corner of Fowler and Fifth Streets and identify themselves to the manager on duty at the gate.

There is no parking available inside the gates of Rose Bowl Field.

Tech players and coaches can be made available just prior to the start of practice with prior arrangement, although for media other than television, this is discouraged. Coach Gailey and Tech players are also available after practice.

## Filming at Practice

Television crews are permitted to film at Tech's practices provided they adhere to certain guidelines. Video access is available at selected times during fundamental and individual drills at the beginning of practice, with no filming during team work, including pass skeleton. Also, no audio taping of the snap count is allowed. Tripods are not permitted on the practice

field, and media must stand at least five yards off the sidelines and not in the end zones. At all times, filming at practice is at the discretion of Sports Information personnel and the coaching staff.

## Weekly Press Luncheon

A press luncheon with head coach Chan Gailey and Tech players will be held each week during the football season. Although Coach Gailey and Tech players are available at selected times during the week, this is the best time for interviews.

The press conferences are normally held on Tuesdays at 11:30 a.m. in the new Football Players Lounge, followed by lunch in the Edge Center dining hall.

For Tech's Thursday games, the weekly press conference will be held on Monday.

## Georgia Tech Hotline

Coach Gailey will make daily comments regarding his team's progress on tape. The Hotline begins August 2, and the number is 404-894-5507.

## Releases via E-Mail

All Georgia Tech releases and media advisories are available via e-mail. Any media member or media outlet wishing to receive releases and other information via e-mail should send a request, via e-mail, to Sports Information Director Allison George at the following address: [ageorge@at.glaa.gatech.edu](mailto:ageorge@at.glaa.gatech.edu).

## RAMBLINWRECK.COM

Georgia Tech's official athletics website, [www.ramblinwreck.com](http://www.ramblinwreck.com), is continuously updated with all of Tech's releases, statistics, game notes and other information. Bios and photos of players and coaches are also available, along with live statistics for football, basketball, baseball and selected other events.

## MEDIA TEAM LINK

Media Team Link is a website on which you can view Georgia Tech releases, statistics, and other information in digital format. Available on the system are weekly releases in all sports, plus schedules, rosters, statistics and game notes. These documents are in PDF form, which you can view online or print in high quality.

Log on to the Media Team Link website, [www.mediateamlink.com](http://www.mediateamlink.com), click the "Sign Up Here" button and complete the form. It is also necessary to download the free Adobe Acrobat software to view the documents. Documents requested by e-mail are free of charge to accredited media members. Documents can also be sent to your fax machine for a fee of 15 cents per page.

## ACC Media Relations

Director: Brian Morrison  
e-mail:

[bmorrison@theacc.org](mailto:bmorrison@theacc.org)

Phone: 336-851-6062  
336-851-6063

Fax: 336-854-8797  
336-547-6261

Internet Site: [TheACC.com](http://TheACC.com)

# RADIO NETWORK

## THE GEORGIA TECH ISP SPORTS NETWORK

*The multimedia rights for the Georgia Tech Athletic Association are handled by International Sports Properties of Winston-Salem, N.C. ISP Sports and the GTAA are in a multi-year agreement that coordinates the radio broadcasts of Tech football and basketball as well as the coaches' radio and television shows. The package also includes the marketing of Georgia Tech athletics through corporate sponsorship stadium and arena signage, publications and other avenues. Ben C. Sutton, Jr., is the president of ISP Sports, while Jeff Salisbury is the general manager of the property in Atlanta.*

**T**he radio broadcast team is headlined by play-by-play announcer Wes Durham and long time analyst Kim King, who celebrates his 30th anniversary with the broadcast this season.

King's insightful comments have been a part of over 300 Tech broadcasts since he joined the network in 1974 alongside the legendary "Voice of the Rambling Wreck," Al Ciraldo. It was Ciraldo who dubbed King "The Young Left-hander" when he starred at quarterback for Bobby Dodd in the 1960s and led the Jackets to appearances in the Gator and Orange Bowls.

A 1996 inductee into the State of Georgia Sports Hall of Fame, King is a highly successful real estate developer in Atlanta. In 1998, King received the Athletic Association's highest alumni honor with the Total Person Award. He was also named in the fall of 2000 as one of the "50 Greatest Tech Athletes of the 20th Century."

The 37-year old Wes Durham is in his ninth season as the "Voice of the Yellow Jackets." Durham arrived in Atlanta in 1995 to handle football, basketball and baseball play-by-play after spending three seasons at Vanderbilt. Named the 1999 Georgia Sportscaster of the Year by the National Sportscasters and Sportswriters Association, Durham has also worked at Marshall and Radford.

A 1988 graduate of Elon, Durham is the son of North Carolina announcer Woody Durham, who is in his 33rd season with the Tar Heels. The younger Durham is also the host of the weekly call-in and television shows featuring head coach Chan Gailey.

The football broadcast team also includes veteran engineer and producer Miller Pope and long-time spotters Al Ciraldo, Jr., and Tommy Barber.

Each broadcast begins two hours prior to

kickoff with "Yellow Jacket Countdown," and following each game, head coach Chan Gailey will break down the contest with Durham and King, and fans will get statistics and scores on "The Locker Room Show."

WQXI-AM, Sports Talk 790 The Zone, is in the third year of a four-year agreement as the flagship station for Georgia Tech football and basketball. Recognized as "Atlanta's sports leader," the station has been managed by Big League Broadcasting since 1997. Andrew Saltzman is the President/General Manager of The Zone.



**VOICES OF THE JACKETS:** Play-by-play announcer Wes Durham and analyst Kim King.

WTSH-FM, South 107, in Rome will join the network for each football broadcast in 2003. The 45,000-watt signal of the country station provides coverage throughout most of metro Atlanta and northwest Georgia.

## GEORGIA TECH RADIO AFFILIATES

Albany .....	WALG-AM (1590)	Jesup.....	* WLOP-AM (1370)
Atlanta .....	WQXI-AM (790)	LaGrange .....	* WGSE-AM (720)
Augusta .....	WRDW-AM (1480)	Lexington, N.C.....	* WLXN-AM (1440)
Augusta .....	WRDW-AM (1630)	Lincolnton, N.C.....	* WLON-AM (1050)
Brunswick .....	* WSNF-AM (790)	Louisville.....	WPEH-AM (1420)
Buford .....	* WLKQ-FM (102.3)	Macon.....	WMAC-AM (940)
Calhoun .....	WEBS-AM (1110)	Macon.....	WDEN-AM (1500)
Canton/Marietta.....	WNSY-FM (100.1)	Macon.....	WMKS-FM (92.3)
Cartersville.....	WXYC-AM (1270)	Milledgeville.....	WMVG-AM (1450)
Cedartown .....	WGAA-AM (1340)	Moultrie.....	* WMTM-AM (1300)
Cherryville, N.C. ....	* WCSL-AM (1590)	Rome.....	WTSH-FM (107.1)
Claxton .....	WCLA-AM (1470)	Shelby, N.C. ....	* WOHS-AM (730)
Commerce .....	WJJC-AM (1270)	Statesboro .....	WPMX-FM (102.9)
Cordele.....	WOXZ-FM (98.3)	Tenille-Sandersville .....	WJFL-FM (101.9)
Cuthbert.....	WCUG-AM (850)	Thomaston .....	WTGA-AM (1590)
Dalton .....	WBLJ-AM (1230)	Thomson.....	WTWA-AM (1240)
Gainesville .....	WGGA-AM (1240)	Toccoa.....	WNEG-AM (630)
Gastonia, N.C.....	* WGNC-AM (1450)	Vidalia.....	WTCQ-FM (97.7)
Greensboro.....	* WDDK-FM (103.9)	Vienna.....	WKTF-AM (1550)
Griffin.....	WKEU-AM (1450)	Warner Robins .....	WNNG-AM (1350)
Hinesville/Savannah.....	WSKX-FM (92.3)	Waycross/Blackshear.....	WXR-AM (1350)
Hogansville/LaGrange/ Newnan/Columbus .....	WMGP-FM (98.1)	Winder .....	WIMO-AM (1300)

\* Selected games

Radio affiliate information is current as of July 1, 2003 and is subject to change. For up-to-date information on the Georgia Tech ISP Sports Network, please contact ISP Sports at 336-768-3400.

## TELEVISION

### GEORGIA TECH SPORTS TODAY

*With Head Coach Chan Gailey*



**G**eorgia Tech Sports Today with Chan Gailey" is the weekly half-hour television show that features the Georgia Tech head coach. Each week Coach Gailey and co-host Wes Durham give fans a unique insight into the big plays from the week before and a full scouting report on the upcoming opponent.

"Georgia Tech Sports Today with Chan Gailey" airs in the Atlanta area on WAGA-TV (Fox 5) each Saturday at 11 a.m.

The show also airs throughout the region on Fox Sports Net South and Comcast Sports Southeast (CSS), along with stations and cable systems in Georgia and around the Southeast. For times and stations in your area, please consult local listings or visit the Radio/TV link on Tech's official athletics website, [www.ramblinwreck.com](http://www.ramblinwreck.com).

The 2003 edition of "Georgia Tech Sports Today with Chan Gailey" debuts on Saturday, Aug. 23 and then resumes on Saturday, Sept. 6.

"Georgia Tech Sports Today with Chan Gailey" is produced by ISP Sports with Mark Covington and Terrance Beavers serving as the producers.

#### GEORGIA TECH FOOTBALL ON CSS

**I**SP Sports in conjunction with Comcast Sports Southeast (CSS) has agreed to show all 12 regular season games on a tape delay basis this fall. CSS is available in nine states and to approximately 4 million subscribers. A full replay of the previous week's game will be available in prime time to fans throughout their coverage area. Check your local listings or Tech's official athletics website, [www.ramblinwreck.com](http://www.ramblinwreck.com), for air dates and times.

#### CHAN GAILEY CALL-IN SHOW

Yellow Jacket fans can speak with head coach Chan Gailey on his weekly radio call-in show on Thursdays at 12 noon this fall. The show will be carried live by "790 The Zone" and selected affiliates and then will be replayed later by other affiliates. Check local listings for the affiliate and air time in your area.

Fans can call in with their questions and comments at 1-888-ISP-RADIO (477-7234).

#### YELLOW JACKET COUNTDOWN

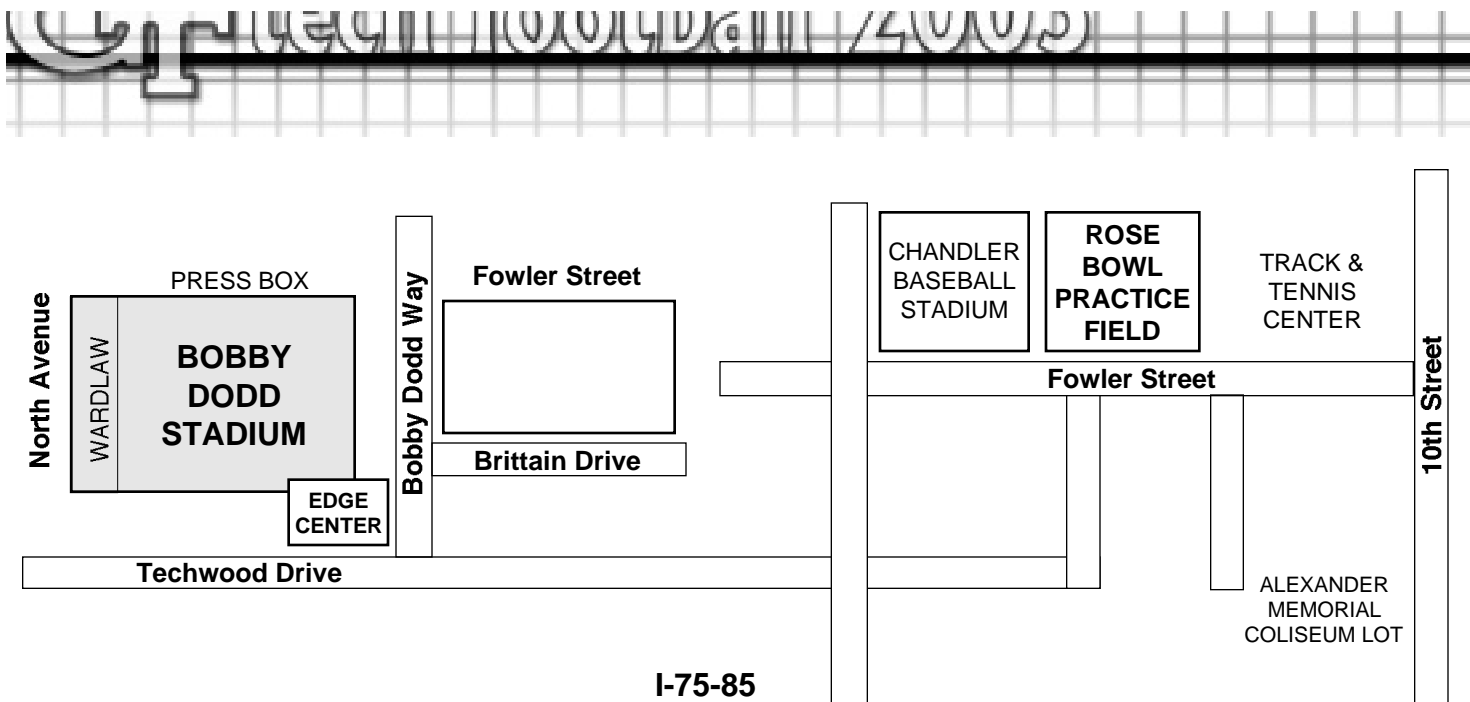
"Yellow Jacket Countdown with Dave Braine" kicks off the game day coverage of Georgia Tech football, beginning two hours prior to every contest. The Georgia Tech athletics director and Wes Durham interview a wide variety of guests, while special features and insight into college football help make for an informative program each week.

#### ON THE INTERNET

Georgia Tech offers live statistics and play-by-play on its official athletics website, [www.ramblinwreck.com](http://www.ramblinwreck.com). Tech's radio broadcasts, featuring the call of Wes Durham and Kim King, are also available live on the website. Links to the live game stats and audio broadcasts will appear on the front page.



**YELLOW JACKET COUNTDOWN:** *Director of Athletics Dave Braine (left) and Wes Durham (center) interview a wide range of guests before each game.*



### From North

Travelling south on I-75/85, exit at 10th Street/14th Street. Cross 14th Street and continue to 10th Street; turn right onto 10th. At the first light, turn left onto Fowler Street. Alexander Memorial Coliseum will now be on your left. To reach the AMC lot, turn left onto 8th Street. To reach the O'Keefe lot, turn left onto 6th Street. To reach Peters Parking Deck, continue on Fowler Street, which will dead end into the deck. Bobby Dodd Stadium and the Edge Center are just south of Peters Parking Deck.

### From South (Airport)

Travelling north on I-75/85, exit at 10th Street. Turn left onto 10th Street. At the second light, turn left onto Fowler Street. Alexander Memorial Coliseum will now be on your left. To reach the AMC lot, turn left onto 8th Street. To reach the O'Keefe lot, turn left onto 6th Street. To reach Peters Parking Deck, continue on Fowler Street, which will dead end into the deck. Bobby Dodd Stadium and the Edge Center are just south of Peters Parking Deck.

### MARTA

Bobby Dodd Stadium/Grant Field is easily accessible via MARTA, Atlanta's rapid transit system.

From the North-South line, exit at the North Avenue station. Walk west on North Avenue three blocks to the intersection of Techwood Drive, and you have reached the south end of Bobby Dodd Stadium. To reach will call, the Edge Athletic Center or any of the north gates, turn right on Techwood Drive and then left on Bobby Dodd Way.



## SEASON PREVIEW

### Yellow Jackets Christen New & Improved Bobby Dodd Stadium at Historic Grant Field

**F**rom four national championships to one of the nation's top bowl records, from 47 first-team all-America players to 16 members of the College Football Hall of Fame, Georgia Tech's football tradition is second to none.

Nowhere is the Tech tradition more evident than at Bobby Dodd Stadium at Historic Grant Field. Originally built in 1913, the home to Yellow Jacket football is the oldest on-campus stadium in NCAA Division I-A, and yet, thanks to the just-completed expansion and renovation project, it is a beautiful, modern facility.

Bobby Dodd Stadium at Historic Grant Field now seats 55,000 and is filled with numerous amenities, making it one of the nation's most unique venues. The North end zone now features a new locker room, a state-of-the-art players' lounge and media area, and football coaches' offices that overlook the playing field.

"I wake up every day excited about this program and the direction we are headed," says Georgia Tech's second-year head coach Chan Gailey, a 29-year veteran of the coaching profession at the collegiate and professional levels.

In his first season at Tech, Gailey led the Yellow Jackets to a school-record sixth straight bowl game. In fact, Tech is one of only 13 schools in the nation that have played in a bowl game each of the last six years, and Gailey is just the second head coach in Tech's storied history to take the Jackets to a bowl in his first season.

The Jackets, who posted a record of 7-6 overall, 4-4 in the Atlantic Coast Conference in 2002, have faced adversity in the last 18 months, including major injuries to key players in Gailey's first campaign. Tech overcame these obstacles to post a sixth consecutive winning season and earn a school-record sixth straight bowl berth, highlighted by a win over eighth-ranked NC State.

"We have faced some adversity, but we tell our players all the time, it's not whether or not you are going to have adversity, it's how you handle it," said Gailey, whose squad returns 12 starters and 45 letterwinners. "I'm excited about the players who will take the field for us this fall."

Tech's top offensive weapons should be versatile receiver Jonathan Smith and an offensive line that returns four of five starters, including all-America candidates Nat Dorsey at left tackle and Hugh Reilly at center.

The Rambling Wreck defense performed well last fall, and many of the key players return, led by the linebacker tandem of Daryl Smith and Keyaron Fox. Tech also welcomes back all-America defensive end Greg Gathers, who missed most of last season due to a kidney ailment and was granted a medical hardship.

Tech's biggest losses on defense were in the secondary, where three of four starters graduated, including three-time all-ACC free safety Jeremy Muyres. The Jackets also graduated all-ACC linebacker Ricardo Wimbush.

The Jackets must completely rebuild their kicking game following the graduation of record-setting placekicker Luke Manget, punters Dan Dyke and Chris Morehouse, and punt return specialist Kelley Rhino.

Because of Tech's lack of depth, the incoming freshmen will be looked upon for contributions in several areas.

"The incoming freshmen start off much higher on the depth chart than anyone had anticipated," said Gailey. "They will get a lot of reps, and they will get a lot of opportunities. We are going to have to scrimmage maybe more than we would have wanted in order to let them see how they react at the speed of this game as opposed to the game they have been playing for the last few years."

Tech will be working with a restructured coaching staff, particularly on offense. Gailey hired his former Dallas Cowboys' assistant Buddy Geis to be Tech's passing game coordinator and receivers coach, while Patrick Nix was elevated to running game coordinator and quarterbacks coach. Both will be involved in developing the game plan, with Gailey expected to handle the majority of the play-calling duties.

"You might see a little bit more two back than we've used in the past and there will be some other subtle changes," said Gailey of this year's offensive system. "The terminology is different, but many of the plays are the same and we're still going to use a lot of formations and a lot of movement with different personnel groupings."

The Jackets tackle one of the nation's most difficult schedules, facing eight teams that played in bowl games last season. In addition to the ACC slate, which features nationally ranked teams Florida State, Maryland, NC State and Virginia, Tech's non-conference schedule includes top 10 teams Auburn and Georgia as well as a trip to Brigham Young.

## QUARTERBACKS

### *1 Starter, 3 Lettermen Returning*

**A**ll eyes will be on the quarterback position when Tech opens preseason camp because Gailey has said that the job is wide open. Senior A.J. Suggs returns after starting all 13 games in 2002, but the Jackets seek more consistent play under center. Sophomore Damarius Bilbo took the majority of the first-team reps during the spring and but did not win the job outright. Two highly-touted, athletic freshmen join the fray in Patrick Carter of St. Petersburg, Fla., and Reggie Ball of Stone Mountain, Ga., while heady senior Brian Camp also returns.

Suggs threw for 2,242 yards and completed 57.3 percent of his passes, but he threw just 12 touchdown passes against 15 interceptions. He played well at times, particularly in leading Tech to back-to-back victories over a pair of bowl-bound teams in Virginia and eighth-ranked NC State, but the 6-4, 215-pounder was inconsistent at other times.


Bilbo, a 6-3, 225-pounder with very good arm strength and athleticism, displayed great skills and play-making ability at times last fall, but he, too, must play with more consistency and fewer mistakes. Bilbo saw his most extensive action in the final game of 2002, playing the entire second half against Fresno State in a performance that could be considered a microcosm of his season. He tossed a pair of touchdown passes but had four interceptions in the Jackets' 30-21 loss. For the season, Bilbo threw for 487 yards and three touchdowns while rushing for 118 yards and two scores, but he must improve on his 43.3 percent completion rate and five interceptions.



# SEASON PREVIEW



**T**ech's quarterback position is wide open. Last year's starter, A.J. Suggs (left) returns, and sophomore Damarius Bilbo has displayed big play ability.



Carter, the younger brother of New York Giants wide receiver Tim Carter, stands 6-3 and 185 pounds. Ball, 6-0, 180, was one of the top prospects in the state of Georgia at Stephenson High.

Camp, 6-1, 225, is a dependable backup who saw action in two games last fall but did not throw a pass.

## *Quoting Coach Gailey:*

"The quarterback position is still an open position, which we have said all along, and it will be up until the first ball game, when we will make a decision and go. We have not ruled out the possibility of playing more than one quarterback in a ball game. Right now we're open to whatever happens in preseason.

"Any time you talk about the quarterback position, you're talking about consistency and accuracy. Those will be two of the biggest issues that we'll continue to evaluate.

On the possibility of playing a freshman quarterback: "I've only done this one other time and that freshman had come in January, so we had

gone through spring practice with him and had a great idea about him. This will be a new experience, and it's not like handling a rookie, who has a lot more practice time with the team than a true freshman does."

## RUNNING BACKS

### *0 Starters, 3 Lettermen Returning*

**A** pair of sophomores will counted upon at tailback in Ajenavi "Ace" Eziemefe and P.J. Daniels.

Eziemefe stepped in as a true freshman last fall and was named Atlantic Coast Conference Rookie of the Week for his first start, when he rushed for 136 yards to lead the Jackets to a win at North Carolina. But he was then hampered by a sprained ankle and finished the season as Tech's third-leading rusher with 282 yards and two touchdowns, averaging 4.0 yards per carry. With his size and power, the 6-1, 225-pound Eziemefe could also play fullback.

Daniels, a 5-10, 205-pound former walk-on who has earned a



# SEASON PREVIEW

scholarship, rushed for 255 yards and two touchdowns, highlighted by a 95-yard performance in Tech's win over Virginia, when he was named ACC Rookie of the Year.

Senior Jermaine Hatch, 6-2, 210, could also be a factor if he can return to the form he displayed before a knee injury in 2001. Hatch played in three games last fall and gained 79 yards on just 18 carries.

True freshman Rashaun Grant, 5-11, 190, a highly regarded prospect from Tampa, Fla., will get a chance to play.

## *Quoting Coach Gailey:*

"Ace Eziemefe and P.J. Daniels will both have to share some of the load. Jermaine Hatch has still not had an entirely healthy spring or fall since his knee injury. So we'll see how one of our incoming freshmen, Rashaun Grant, does."

## FULLBACKS

### *0 Starters, 2 Lettermen Returning*

**A**t fullback, Tech lacks a proven player. Juniors Jimmy Dixon and Johnathan Jackson saw most of the action there last fall, though neither carried the ball much as Tech primarily used one-back sets, and both are coming off injuries.

Dixon, a former tailback, entered the spring as the top fullback, but suffered a broken ankle. The 6-1, 220-pound junior caught two passes for eight yards last fall. Jackson, who had three carries and two catches, suffered a broken ankle late in the season against Duke and did not participate in spring practice.

With Dixon and Jackson sidelined in the spring, redshirt freshman Michael Matthews moved from defensive end to fullback and showed promise in his limited time on offense. He has excellent size (6-4, 260) pounds, and with continued progress, should be a contributor at fullback.

Sophomore Brian Johnson, 6-3, 240, who was hampered last fall by a sprained ankle and did not see any game action, and senior walk-on Gavin Bourgeois, 6-2, 230, a converted tight end, provide depth. Incoming freshman Kyle Pupello, 6-1, 230, could be a factor.


## *Quoting Coach Gailey:*

"The fullback position is very important for us and what we want to do offensively, but we're still searching for that guy. I don't know who our starting fullback will be. There have been some injuries with Jimmy Dixon and Johnathan Jackson both coming off the injuries. Michael Matthews was moved there in the spring to see if he could play the position and did fairly well. Brian Johnson has not played up to the hype that surrounded him when he came here so that job is another one that is open."

## WIDE RECEIVERS

### *1 Starter, 4 Lettermen Returning*

**E**ven with the graduation of two of the top receivers in school in Kerry Watkins and Will Glover, the Jackets still boast potent weapons at this position, most notably senior Jonathan Smith. The versatile Smith, who also lined up at tailback and quarterback at times last fall, is one of four returning letterwinners, along with juniors Nate Curry, Levon Thomas and



**A**jenavi "Ace" Eziemefe is Tech's top returning rusher with 282 yards and two touchdowns. He was named ACC Rookie of the Week after his first start.

Mark Logan. Redshirt freshman Xavier McGuire, Tech's tallest receiver (6-3, 215), should also be a factor.

Also in the receiver corps are redshirt freshman Eddie Ivery, 5-10, 165, who is coming off a knee injury, and walk-ons Robbie Rollins, 6-2, 185, and Charlie Saunders, 5-9, 160. Freshman Chris Dunlap, 6-0, 185, joins the group this fall.

Smith, 5-10, 189, should be one of Tech's top offensive weapons this fall. Last season he totalled 626 all-purpose yards, including 430 yards on 36 receptions, along with 118 yards rushing and 78 punt return yards.

Curry, 5-10, 190, caught just one pass as he continued to recover from 2001 knee surgery that was compounded by a broken kneecap in the offseason.

Thomas, 6-0, 205, has good size and excellent speed but needs to be more consistent in catching the ball. He had 20 receptions for 222 yards (11.1 yards per catch) and one touchdown. Logan, 5-11, 200, a former quarterback, added six catches for 55 yards.

## *Quoting Coach Gailey:*

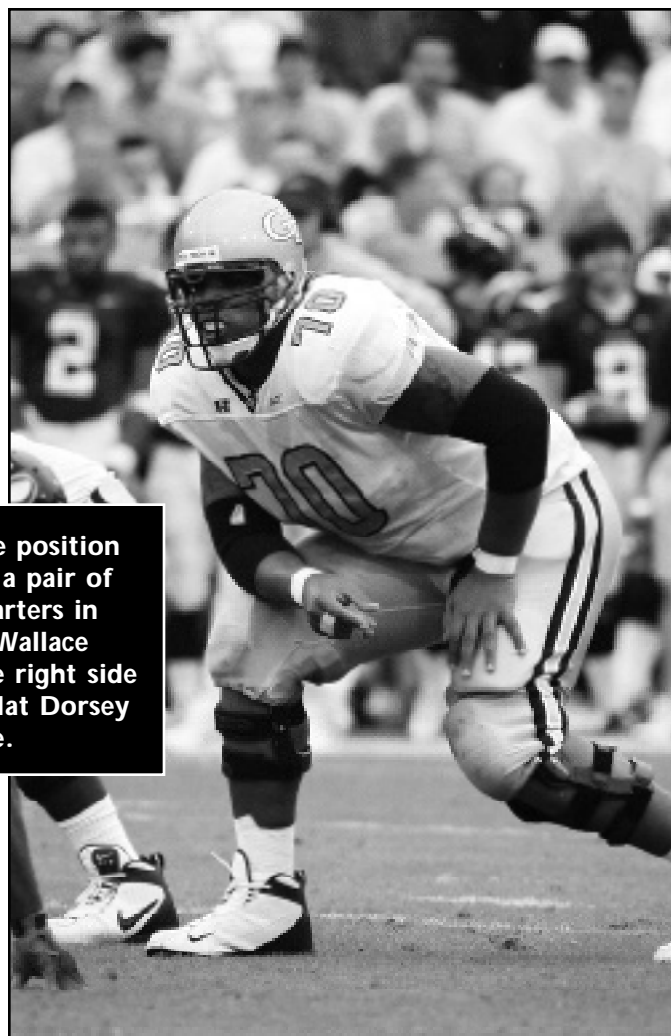
"Jonathan Smith is probably our biggest playmaker this time. He had a good year despite playing all last year with a nagging injury. He has proven that he gives us a big play threat when the ball is in his hands.

"We think Nate Curry will be back to 100 percent and will be a big contributor. Levon Thomas played some and played well at times last year, and Mark Logan has some experience. So we have a little bit of skill and depth. Xavier McGuire has to continue to develop as a young player."

# SEASON PREVIEW



**T**he tackle position features a pair of returning starters in junior Kyle Wallace (left) on the right side and junior Nat Dorsey at left tackle.



## TIGHT ENDS

### *1 Starter, 1 Letterman Returning*

**T**ech graduated senior starter Will Heller, but the Jackets return an experienced and talented performer in John Paul Foschi.

Tech will need to develop some depth to go along with Foschi, 6-4, 270, and that could come from George Cooper, a 6-6, 260-pound redshirt freshman, or junior Darius Williams, who at 6-6 and 265 pounds has excellent size but has yet to see any game action. In the spring, 6-3, 270-pound sophomore Gavin Tarquinio moved here after two injury-plagued seasons on the offensive line. Senior walk-on Joseph Rearden, 6-0, 235, another offensive line convert, add depth.

### *Quoting Coach Gailey:*

"J.P. Foschi is a very good tight end. I'd love for him to be an important part of our offense this year. That doesn't necessarily mean numbers and passes caught; just an important part to our overall offense.

"We need someone to step up behind J.P., and we have several candidates, but nobody proven: Darius Williams, George Cooper and some others who will be vying to provide depth."

## TACKLES

### *2 Starters, 3 Lettermen Returning*

**T**he tackle position is one of the strengths of the Tech squad with both starters returning, including all-America candidate Nat Dorsey at left tackle. Dorsey's opposite number, right tackle Kyle Wallace, is also an all-conference candidate, and Jeremy Phillips provides a high quality backup.

Dorsey, Tech's largest player at 6-6 and 324 pounds, is a two-time all-Atlantic Coast Conference selection who should be one of the top linemen in the ACC and the nation this time around. He has tremendous talent, and he has worked in the offseason to drop a little weight from his massive frame.

Dorsey is backed up by fifth-year senior Will Hardy, 6-4, 295, a former walk-on who has earned a scholarship.

The 6-6, 285-pound Wallace enjoyed a solid season in 2002 and should also be one of the league's top tackles in the coming season.

Phillips, 6-7, 285, is a remarkable story after returning last fall from a year-and-a-half battle with a left knee injury. In fact, last summer his career was in doubt, but he made his Tech debut in the second game of the season at Connecticut and developed into Tech's top backup at tackle,

# SEASON PREVIEW

including two starts.

A pair of newcomers, sophomore Kenton Johnson, a 6-6, 315-pound, transfer from Morris Brown, and incoming freshman Eddy Parker, 6-5, 280, add depth.

## *Quoting Coach Gailey:*

"We have two talented returning starters at tackle. We need Nat Dorsey to stay closer to the playing weight of his freshman year, and we've been working very hard to get that done.

"Will Hardy made a nice move in practice and proved that he might be able to help us. We were hoping to get some more look at Salih, but he was injured. We have to continue to work and search for depth."

## GUARDS

### *1 Starter, 4 Lettermen Returning*

**T**he one vacancy on the offensive line occurred at right tackle with the graduation of Raymond Roberts-Blake. Sophomore Brad Honeycutt earned that position with a strong spring, joining returning starter Leon Robinson at left guard.

Robinson, a 6-4, 320-pound junior, has started 18 of Tech's last 19 games. A 6-4, 305-pounder, Honeycutt was a backup tackle last season, including one start.

Junior Andy Tidwell-Neal, 6-4, 295, who can also play center, is Tech's top backup at guard. Sophomore Salih Besirevic, 6-7, 290, could also earn playing time at guard. Senior Garren Findlay, 6-5, 290, redshirt freshman walk-on Travis Kelly, 6-0, 255, and incoming freshman Matt Rhodes, 6-4, 275, add depth.

## *Quoting Coach Gailey:*

"Brad Honeycutt made a big jump in the spring. The best part about it is he got to work with Kyle Wallace and Hugh Reilly the whole spring. Those three got to work together, which really helped Brad's jump to get better. He is a good athlete who just needs a lot of work and a lot of time at the position to become comfortable there."

## CENTERS

### *1 Starter, 2 Lettermen Returning*

**T**he anchor of the offensive line and the leader of the offense is senior center Hugh Reilly, an all-conference and all-America candidate. A two-year starter, the 6-4, 285-pounder moved from guard to center last season and earned honorable mention all-ACC honors in his first year at the position. Reilly actually started his Tech career on the defensive line.

Senior Clay Hartley, 6-4, 280, is an experienced backup who can also play guard. True freshman Kevin Tuminello, 6-4, 285, is slated third here.

## *Quoting Coach Gailey:*

"Hugh is a very solid football player; I hope he takes the next step to be a great player and a great leader. I really expect some great things from him this year."

## DEFENSIVE ENDS

### *2 Starters, 3 Lettermen Returning*

**T**he return of all-America defensive end Greg Gathers would be a tremendous boost to the Tech defense.

Tech's all-time leader in sacks (31) and tackles for loss (57), Gathers can provide veteran leadership and toughness to the defense along with his outstanding pass rush skills. He missed almost all of the 2002 with a kidney ailment and was granted a medical hardship. He is expected to be able to play this season, but exactly how much he will be able to contribute will be a question mark.

With Gathers, 6-1, 270, sidelined, Eric Henderson stepped in and enjoyed a very good season as a freshman.

The 6-3, 265-pounder earned Freshman All-America honors with a team-leading 15 tackles for loss and five sacks. He added 58 tackles and two pass breakups.

A pair of true freshmen will be in the mix in Adamm Oliver, 6-4, 250, and Joe Anoai, 6-3, 235. Junior Chirod Williams, 6-4, 235, adds depth.

## *Quoting Coach Gailey:*

"Again, we'll rely on speed and quickness, not bulk. We got some productive play out of Eric Henderson, and we're looking for him to continue to improve.

"Greg's return would be a huge plus. With the great things that he's done in the past what it will be wonderful to have that kind of player on the field for us. We'll know more the closer we get to camp about exactly what he'll be able to do. We did get him into some pads and drills in the spring but no full speed scrimmaging. We hope to get a full release so we can get him on the field and get going."



**D**efensive end Eric Henderson earned Freshman All-America honors last fall.

# SEASON PREVIEW

## DEFENSIVE TACKLES

### *1 Starter, 2 Lettermen Returning*

**W**ith sophomore Travis Parker as the only returnee with any experience, Tech will have look to true freshmen to help man the defensive line. Parker is somewhat undersized at 6-5 and 270 pounds but has good quickness and was very productive as a freshman last fall. He contributed 49 tackles, five tackles for loss and two pass breakups.

Tech will look to redshirt freshman Brad Brezina, a 6-2, 275-pounder who is the son of former Atlanta Falcon great Greg Brezina, and sophomore Omar Billy, 6-2, 270, for contributions.

Freshmen Mansfield Wrotto, 6-4, 310, of Snellville, Ga., and LeShawn Newberry, 6-0, 310, of Port Orange, Fla., will also be relied upon for immediate help.

### *Quoting Coach Gailey:*

"Travis Parker may have been our most productive lineman last year. He and Eric Henderson played a lot of football as freshmen. These guys are good football players, they play the game the way it's supposed to be played, they stay after it every snap. So, we'll just have to continue to let them play and get better.

"We have some young guys who are going to have to contribute in Brad Brezina and Omar Billy.

**L**inebacker Daryl Smith, an all-ACC candidate, has led Tech in tackles two of the last three seasons.



"We have several freshman on the defensive line who are going to have to come in and play. It's a good thing we signed four of what we feel like are quality football players at that position, and they will have to come in and make an immediate contribution."

## LINEBACKERS

### *2 Starters, 5 Lettermen Returning*

**L**inebacker has been the strength of the Tech defense the last several years, and this season should be no exception as the Jackets return a pair of all-star candidates in seniors Daryl Smith and Keyaron Fox.

Smith, 6-2, 235, has led the Jackets in tackles two of the last three years, including last fall, when he boasted 99 tackles, 15 tackles for loss, five sacks, one interception and five pass breakups.

The 6-3, 220-pound Fox had a breakout season in 2002 with 92 tackles, 13 tackles for loss, three sacks, an interception and six pass breakups, despite missing time with a sprained ankle. He was also Tech's most versatile defender, lining up at defensive end at times in addition to his outside linebacker duties.

Fifth-year senior Ather Brown, 6-3, 230, is a key member of the linebacker corps as an experienced and very versatile player who can play all three linebacker positions.

The leading candidate to replace four-year starter Recardo Wimbush is sophomore Gerris Wilkinson, 6-3, 230, who made great strides in the spring.

The Jackets also have some experienced depth in junior Tabugbo Anyansi, 6-1, 220, who has good speed. Also providing depth is redshirt freshmen walk-on Jay Forester, 5-10, 200.

Tech also signed three talented linebackers who will get a chance to earn playing time, led by Nick Moore, 6-1, 225, of Arlington, Texas, who will work at middle linebacker. Slated at outside linebacker is another Texan in KaMichael Hall, 6-1, 205, of Houston, as well as Philip Wheeler, 6-2, 215, of Columbus, Ga.

### *Quoting Coach Gailey:*

"Daryl Smith and Keyaron Fox are proven veterans and we're going to have to have them step up and really play well this year. They both do some very good things and they both get a lot of production on the field.

"Gerris made as big a jump as anybody this spring practice. He really made a lot of improvement, and we need him to carry that improvement that he made in spring practice onto the field this fall, and then on into games.

"Ather is a veteran player who has played almost every position, and gives you some versatility and is a great special teams player. So, we get a plus with him as well with some experience."

## SAFETIES

### *0 Starters, 5 Lettermen Returning*

**T**his position was hit hard by graduation as the Jackets said good-bye to three time all-ACC free safety Jeremy Muyres and three-year starting strong safety Cory Collins. Junior James Butler, 6-3, 210, Tech's most experienced returnee, steps into the starting lineup at free safety

# SEASON PREVIEW

after making 19 tackles and one pass breakup last fall. The other starter is sophomore Dawan Landry, 6-2, 215, a former quarterback who moved to defense last season, when he made eight tackles.

Junior free safety Nathan Burton, 6-2, 200, and sophomore strong safety Chris Reis, 6-0, 210, a pair of special teams standouts, should also earn playing time. Walk-ons Jack Rogers, 6-1, 205, another special teams contributor, and Jerry Coffee, 5-11, 180, and true freshmen Avery Roberson, 6-2, 190, and Joe Gaston, 6-0, 200, add depth.

## ***Quoting Coach Gailey:***

"We lost four very good players out of the secondary, but I really like James Butler and Dawan Landry stepping into starting roles at the safeties. I think everybody anticipated that they would be good safeties, but they came on faster in the spring than maybe we had anticipated. We could have a very young secondary, but a very athletic secondary. They will need to get some experience in a hurry. Chris Reis is another fine young player, and I'm looking forward to seeing what he can do."

## **CORNERBACKS**

### ***1 Starter, 4 Lettermen Returning***

**S**enior Jonathan Cox returns at one corner, while sophomore Reuben Houston steps in at the other cornerback position, replacing three-year starter Marvious Hester.

Cox, 5-10, 190, started every game in 2002, making 51 tackles and eight pass breakups. Houston, 6-0, 195, gained experience as Tech's nickel back last fall, when he collected 33 tackles, three tackles for loss, one interception, four forced fumbles and three pass breakups.

In Houston and backups Dennis Davis, 6-0, 185, and I-Perfection Harris, 5-10, 175, the cornerback position features a trio of track standouts. One of Tech's fastest players, Davis earned all-ACC honors with a second-place finish in the 200 meters at this year's ACC indoor meet. Houston placed fourth in this year's triple jump after an all-conference performance in 2002, while Harris finished fifth in the long jump.

Sophomore Venice Gilliam, 5-10, 195, who lettered last year on special teams, adds depth.

True freshman Kenny Scott, 6-1, 175, of Daytona Beach, Fla., is one of the most highly regarded members of Tech's 2003 recruiting class and will be looked upon for a contribution in the secondary. Freshmen Sam Williams, 5-11, 170, and Brian Fleuridor, 5-11, 180, also will get a look.


## ***Quoting Coach Gailey:***

"Reuben Houston is another one of those guys who made a big jump in the spring. Jonathan Cox is our most experienced player in the secondary, and he played well at times last year, but we're looking for consistency. We're looking for somebody to go out and make plays on a day-by-day, down-by-down basis."

## **PLACEKICKERS**

### ***0 Starters, 1 Letterman Returning***

**T**ech must replace one of the top placekickers in Atlantic Coast Conference history in Luke Manget, who scored 322 points, booted 54 field goals and connected on 160 consecutive extra points, just one



**C**ornerback Jonathan Cox is Tech's only returning starter in the secondary.

shy of the NCAA record, in his four-year career. Senior Dan Burnett, Manget's backup the last three years, steps into a starting role. Burnett is a perfect 8-for-8 on extra points but has yet to make a field goal. He will be challenged by redshirt freshman David Jordan, whose strong leg could be utilized on kickoffs.

## ***Quoting Coach Gailey:***

"In the kicking game, Dan Burnett ended up a little bit ahead in spring. He could do both jobs, or he could just be the field goal and extra point kicker with David Jordan as the kickoff guy."

## **PUNTERS**

### ***0 Starters, 1 Letterman Returning***

**T**he Jackets were blessed last season with not one, but two, very effective punters in Dan Dyke and Chris Morehouse, who shared duties last fall. Senior Hal Higgins, who has lettered as Tech's holder the last two years, will get a shot at punting, along with junior walk-on Andy Thomson, a lefty who joined the program last fall. Tech could also look to an incoming freshman for help here in the fall.

## ***Quoting Coach Gailey:***

"The punting job is still open right now, and we're looking for consistency there. Hal Higgins and Andy Thomson will be vying for the job, but a freshman could be in that mix as well."

# DEPTH CHART

## — OFFENSE —

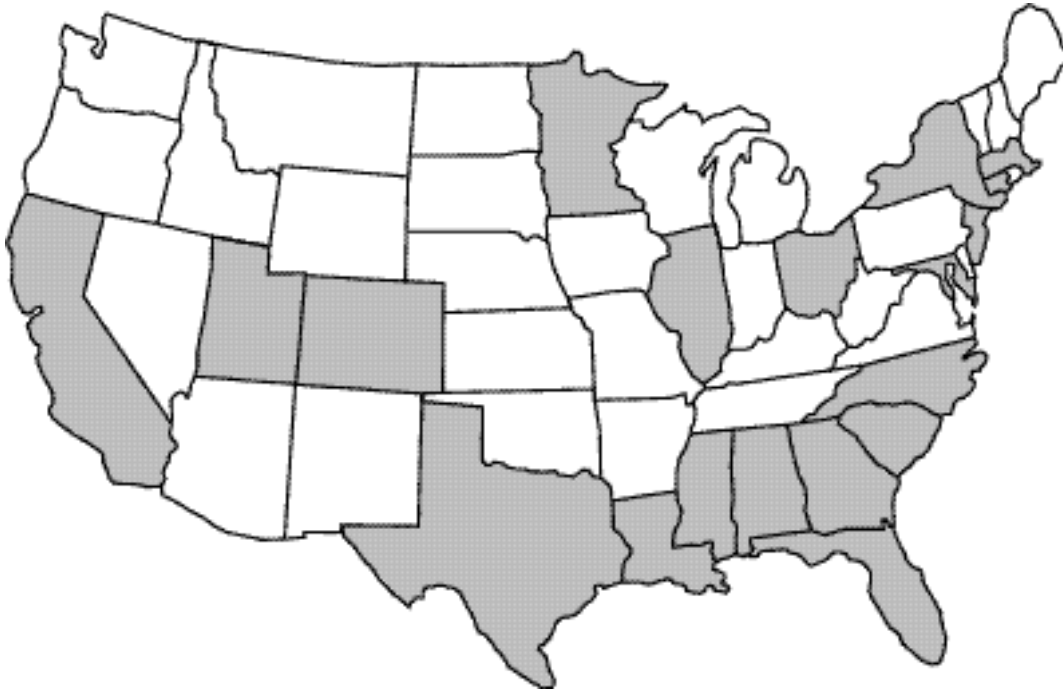
Pos	No	OFFENSE	Ht.	Wt.	Cl.	Note
WR	5	Nate Curry	5-10	190	Jr.-R	Caught 22 passes for 298 yards and 2 TD as a freshman
	7	Levon Thomas	6-0	195	Jr.	20 receptions, 22 yards, 1 TD in 2002
	80	Xavier McGuire	6-3	205	Fr.-R	Tech's tallest receiver, redshirted in 2002
	16	Charlie Saunders	5-9	160	Jr.-R	Played in one game last fall
LT	70	Nat Dorsey	6-6	324	Jr.	All-America candidate, two-time all-ACC
	69	Will Hardy	6-4	295	Sr.-R	Former walk-on in his fifth year in the program
	79	Eddy Parker	6-5	280	Fr.	First-team all-state (Class 3-A) at Burnett (Texas) High
LG	74	Leon Robinson	6-4	320	Jr.-R	Two-year starter at left guard
	65	Andy Tidwell-Neal	6-4	295	Jr.	Lettered as a backup the last two years
	78	Garren Findlay	6-5	290	Sr.-R	Veteran who adds depth at guard, can also play tackle
C	67	Hugh Reilly	6-4	285	Sr.-R	Honorable mention all-ACC in 2002
	62	Clay Hartley	6-4	280	Sr.-R	Versatile lineman who can play center or guard
	60	Kevin Tuminello	6-4	285	Fr.	Brother was an Academic All-America football player at Toledo
RG	72	Brad Honeycutt	6-4	305	So.-R	Started one game at left tackle in 2002
	76	Salih Besirevic	6-7	290	So.-R	Native of Bosnia
	79	Travis Kelly	6-0	255	Fr.-R	Walk-on who redshirted in 2002
	61	Matt Rhodes	6-4	275	Fr.	One of four 2003 signees from Texas
RT	77	Kyle Wallace	6-6	285	Jr.	Returning starter at right tackle, all-ACC candidate
	75	Jeremy Phillips	6-7	285	Jr.-R	Started one game at right tackle, one at left tackle in 2002
	71	Kenton Johnson	6-6	305	So.-R	Transfer from Morris Brown
TE	89	John Paul Foschi	6-4	270	Sr.	Career totals of 17 receptions, 192 yards, 2 TD
	80	George Cooper	6-5	252	Fr.-R	Tight end prospect who redshirted in 2001
	83	Darius Williams	6-6	260	Jr.-R	Tech's biggest tight end
	84	Gavin Tarquinio	6-3	250	So.-R	Moves from offensive line after two injury-plagued years
	87	Joseph Rearden	6-0	235	Sr.	Walk-on who moves here from the offensive line
QB	8	Damarius Bilbo	6-3	225	So.-R	Passed for 487 yds, 3 TD, rushed for 118 yds, 2 TD
	17	A.J. Suggs	6-4	215	Sr.-R	Passed for 2,242 yds (208-363), 12 TD, 15 int
	10	Brian Camp	6-1	225	Sr.-R	Played in two games last fall
	4	Patrick Carter	6-3	185	Fr.	Rated one of the nation's Top 20 QBs by several publications
	1	Reggie Ball	6-0	180	Fr.	Named first-team all-state at Stephenson (Ga.) High
FB	47	Jimmy Dixon	6-1	220	Jr.-R	Caught two passes for eight yards in 2002
	48	Michael Matthews	6-4	260	Fr.-R	Redshirted in 2002, has added 30 pounds since enrolling
	46	Brian Johnson	6-3	240	So.-R	Fullback prospect with good size
	32	Johnathan Jackson	6-2	225	Jr.-R	Missed spring while recovering from broken ankle
	86	Gavin Bourgeois	6-2	230	Sr.	Played in one game at tight end in 2002
	39	Kyle Pupello	6-1	230	Fr.	Named to the Tampa Tribune's Hardnosed Throwback Team
TB	28	Ajenavi Eziemefe	6-1	225	So.	Tech's third-leading rusher in 2002 (282 yds, 2 TD)
	45	P.J. Daniels	5-10	205	So.-R	Rushed for 255 yds, 2 TD in 2002
	6	Jermaine Hatch	6-2	210	Sr.-R	Rushed for 148 yds on 35 att as a freshman in 2000
	3	Rashaun Grant	5-11	190	Fr.	Rated the nation's No. 2 all-purpose running back by Rivals
WR	21	Jonathan Smith	5-10	189	Sr.	Career totals of 96 receptions, 1,100 yds, 7 TD
	12	Mark Logan	5-11	200	Jr.-R	Former quarterback who caught 6 passes for 55 yds
	23	Robbie Rollins	6-2	185	So.-R	Played in one game last fall
	36	Eddie Ivery	5-10	165	Fr.-R	Son of former Tech great Eddie Lee Ivery
	88	Chris Dunlap	6-0	185	Fr.	Caught 38 passes for 715 yards and 8 TD at Miramar (Fla.) High

# DEPTH CHART

## — DEFENSE —

Pos	No	DEFENSE	Ht.	Wt.	Cl.	
DE	55	Greg Gathers	6-1	270	Sr.-R	Tech's career leader with 31 sacks, 57 TFL
	42	Adamm Oliver	6-4	250	Fr.	First-team all-state (Class 4-A) at Ridgewood (Fla.) High
DT	94	Travis Parker	6-5	270	So.-R	42 tackles, 5 TFL, 2 sacks in 2002
	99	Omar Billy	6-2	270	So.-R	Reserve who played in two games in 2002
	97	Mansfield Wrotto	6-4	310	Fr.	First-team all-state in Class 5-A at Brookwood (Ga.) High
DT	98	Brad Brezina	6-2	275	Fr.-R	Son of long-time Atlanta Falcons linebacker Greg Brezina
	98	LeShawn Newberry	6-0	310	Fr.	Second-team all-state (Class 5-A) at Spruce Creek (Fla.) High
DE	56	Eric Henderson	6-3	265	So.-R	Freshman all-America in 2002
	91	Chirod Williams	6-4	235	Jr.-R	Played on special teams in 2002
	96	Joe Anoai	6-3	235	Fr.	Defensive Player of the Year by Pensacola (Fla.) News Journal
LB	54	Keyaron Fox	6-3	220	Sr.	92 tackles, 13 TFL, 3 sacks, 6 PB in 2002
	57	Tabugbo Anyansi	6-1	220	Jr.	Backup with very good speed
	35	KaMichael Hall	6-1	205	Fr.	Made 160 tackles as a senior at Klein Forest (Texas) High
LB	51	Daryl Smith	6-2	235	Sr.	Tech's leading tackler in 2002 with 99 tackles, 15 TFL
	43	Ather Brown	6-3	230	Sr.-R	Former starter at outside linebacker; 85 career tackles
	90	Nick Moore	6-1	225	Fr.	Second-team all-state (Class 5-A) at Arlington (Texas) High
LB	49	Gerris Wilkinson	6-3	230	So.-R	Played on special teams in 2002
	43	Ather Brown	6-3	230	Sr.-R	Former starter at outside linebacker; 85 career tackles
	41	Philip Wheeler	6-2	215	Fr.	First-team all-state in Class AAAA at Shaw (Ga.) High
CB	9	Reuben Houston	6-0	195	So.-R	Finished 4th in triple jump at 2003 ACC indoor meet
	11	I-Perfection Harris	5-10	175	Fr.-R	Finished 5th in long jump at 2003 ACC indoor meet
	2	Kenny Scott	6-1	175	Fr.	Second-team prep all-America by USA Today
	26	Brian Fleuridor	5-11	180	Fr.	One of nine 2003 signees from Florida
CB	23	Jonathan Cox	5-10	190	Sr.	Only returning starter in secondary; 51 tackles, 8 PB in 2002
	25	Dennis Davis	6-0	185	Jr.	Earned all-ACC honors in track in 200 meters
	27	Venice Gilliam	5-10	195	So.	Lettered on special teams in 2002
	29	Sam Williams	5-11	170	Fr.	Had six interceptions and 15 PB as a senior at Mays (Ga.) High
FS	22	James Butler	6-3	210	Jr.	Made 19 tackles, 1 PB as a backup in 2002
	15	Nathan Burton	6-2	200	Jr.-R	Had 5 tackles, 1 int in 2002
	30	Avery Roberson	6-2	190	Fr.	Named to Atlanta Journal-Constitution preseason Super 11
SS	14	Dawan Landry	6-2	215	So.-R	Former quarterback moved to defense in 2002
	18	Chris Reis	6-0	210	So.	Lettered on special teams in 2002
	34	Jack Rogers	6-1	205	Sr.-R	Lettered on special teams in 2002
	37	Joe Gaston	6-0	200	Fr.	All-state selection (Class 5-A) at Walton (Ga.) High
Pos	No	SPECIALISTS	Ht.	Wt.	Cl.	
P	13	Hal Higgins	5-10	195	Sr.-R	Granted a sixth year of eligibility; also Tech's holder
	1	Andy Thomson	5-11	180	Jr.-R	Left-footed punter who walked on last fall
PK	40	Dan Burnett	6-2	250	Sr.-R	Perfect 8-for-8 on extra points in his career
	33	David Jordan	6-4	200	Fr.-R	Redshirted in 2002, could be used on kickoffs
HO	13	Hal Higgins	5-10	195	Sr.-R	Granted a sixth year of eligibility by NCAA
SN	68	Andrew Economos	6-1	215	Jr.-R	Entering his second season as long-snapper

# WHERE THEY'RE FROM



## California (2)

Travis Parker ..... Hacienda Heights  
Gerris Wilkinson ..... Oakland

## Colorado (1)

Salih Besirevic ..... Denver

## Florida (19)

Joe Anoai ..... Pensacola  
Omar Billy ..... Orlando  
Patrick Carter ..... St. Petersburg  
Nate Curry ..... Miami  
Chris Dunlap ..... Miramar  
Brian Fleuridor ..... Delray Beach  
Jay Forester ..... Fort Lauderdale  
Venice Gilliam ..... Tallahassee  
Rashaun Grant ..... Tampa  
Clay Hartley ..... Bryceville  
Eddie Ivery ..... Tampa  
Kenton Johnson ..... Hollywood  
Johnathan Jackson ..... Jacksonville  
LeShawn Newberry ..... Port Orange  
Adamm Oliver ..... New Port Richey  
Kyle Pupello ..... Tampa  
Kenny Scott ..... Daytona Beach  
Andy Thomson ..... Coral Springs  
Chirod Williams ..... Jacksonville

## Georgia (44)

Tabugbo Anyansi ..... Austell  
Reggie Ball ..... Stone Mountain  
Adam Blizzard ..... Buena Vista  
Gavin Bourgeois ..... Peachtree City  
Brad Brezina ..... Greensboro  
Ather Brown ..... Macon  
Robby Brown ..... Blairsville  
Dan Burnett ..... Lilburn  
Nathan Burton ..... Lilburn  
James Butler ..... Bainbridge  
Jerry Coffee ..... Milledgeville  
Andrew Economos ..... Atlanta  
Keyaron Fox ..... Atlanta  
Joe Gaston ..... Marietta  
Eric Griswold ..... Marietta  
Will Hardy ..... Conyers  
Craig Hensley ..... Ellijay  
Hal Higgins ..... Cornelia  
Reuben Houston ..... Peachtree City  
Brian Johnson ..... Evans  
David Jordan ..... Columbus  
Travis Kelly ..... Warner Robins  
Jeremy Phillips ..... Watkinsville  
Joseph Rearden ..... Warner Robins  
Jay Reid ..... Carnesville  
Hugh Reilly ..... Roswell  
Chris Reis ..... Roswell  
Leon Robinson ..... Garden City  
Avery Roberson ..... Atlanta  
Jack Rogers ..... Gainesville  
Robbie Rollins ..... Lyons  
Jonathan Rowe ..... Rentz

Charlie Saunders ..... Alpharetta  
Christian Schroeder ..... Rome  
Daryl Smith ..... Albany  
Jonathan Smith ..... Argyle  
A.J. Suggs ..... Powder Springs  
Levon Thomas ..... Marietta  
Levon Thomas ..... College Park  
Kyle Wallace ..... Lawrenceville  
Philip Wheeler ..... Columbus  
Darius Williams ..... Clarkston  
Sam Williams ..... Atlanta  
Mansfield Wrotto ..... Snellville

## Illinois (1)

Jonathan Cox ..... Chicago

## Louisiana (6)

Nat Dorsey ..... New Orleans  
Ajenavi Eziemefe ..... New Orleans  
Greg Gathers ..... LaPlace  
Jermaine Hatch ..... Baton Rouge  
Eric Henderson ..... New Orleans  
Dawan Landry ..... Ama

## Minnesota (1)

Andy Tidwell-Neal ..... Plymouth

## Mississippi (1)

Damarius Bilbo ..... Moss Point

## New Jersey (1)

Dennis Davis ..... Atco

## New York (2)

John Paul Foschi ..... Glen Head  
I-Perfection Harris ..... Staten Island

## Ohio (4)

Brian Camp ..... Dublin  
George Cooper ..... Westerville  
Michael Matthews ..... Cincinnati  
Kevin Tuminello ..... Youngstown

## Pennsylvania (1)

Karl Graves ..... Philadelphia

## South Carolina (1)

Mark Logan ..... Greenwood

## Texas (8)

P.J. Daniels ..... Houston  
Jimmy Dixon ..... Arlington  
KaMichael Hall ..... Houston  
Brad Honeycutt ..... Mesquite  
Xavier McGuire ..... Dallas  
Nick Moore ..... Arlington  
Eddy Parker ..... Burnet  
Matt Rhodes ..... Angleton

## Utah (1)

Garren Findlay ..... North Logan

## Virginia (1)

Jesse Hundley ..... Chesapeake



# SQUAD ANALYSIS

## LETTERMEN RETURNING (45)

### Offense (22)

Wide Receivers: JONATHAN SMITH, Nate Curry, Levon Thomas, Mark Logan

Tight Ends: John Paul Foschi

Tackles: NAT DORSEY, KYLE WALLACE, Jeremy Phillips

Guards: LEON ROBINSON, Brad Honeycutt, Clay Hartley, Salih Besirevic

Centers: HUGH REILLY, Andy Tidwell-Neal

Quarterbacks: A.J. SUGGS, Damarius Bilbo, Brian Camp

Fullbacks: Johnathan Jackson, Jimmy Dixon

Tailbacks: Ajenavi Eziemefe, P.J. Daniels, Jermaine Hatch

### Defense (19)

Defensive Ends: GREG GATHERS <sup>1</sup>, ERIC HENDERSON, Chirod Williams

Defensive Tackles: TRAVIS PARKER, Omar Billy

Linebackers: DARYL SMITH, KEYARON FOX, Ather Brown, Tabugbo Anyansi, Gerris Wilkinson

Cornerbacks: JONATHAN COX, Reuben Houston, Venice Gilliam, Dennis Davis

Safeties: James Butler, Chris Reis, Nathan Burton, Dawan Landry, Jack Rogers

### Specialists (3)

Punters: None

Placekickers: Dan Burnett

Holder: Hal Higgins

Snapper: Andrew Economos

## LETTERMEN LOST (27)

### Offense (14)

Wide Receivers: KERRY WATKINS, WILL GLOVER, Lekeldrick Bridges

Tight Ends: WILL HELLER, Brian Lee

Tackles: None

Guards: RAYMOND ROBERTS-BLAKE, Casey Loesch

Centers: Beau Cleland

Quarterbacks: None

Fullbacks: None

Tailbacks: TONY HOLLINGS, Gordon Clinkscale, Sidney Ford, Michael Sampson

Placekickers: LUKE MANGET, Max DiPace

### Defense (13)

Defensive Ends: TONY HARGROVE, Fred Wright

Defensive Tackles: ALFRED MALONE, Gary Johnson

Linebackers: RECARDO WIMBUSH, Matthew Etheridge, Anthony Lawston

Cornerbacks: MARVIOUS HESTER, Kelley Rhino

Safeties: JEREMY MUYRES, CORY COLLINS

Punters: DAN DYKE, CHRIS MOREHOUSE

*1-Lettered in 2001*

## PRONUNCIATION GUIDE

No.	Name	Pronunciation
	Joe Anoai	an-uh-WHY-ee
57	Tabugbo Anyansi	tie-BOO-bo on-YON-zee
85	Salih Besirevic	SA-lee buh-SHEER-uh-vich
8	Damarius Bilbo	duh-MARR-ee-us
86	Gavin Bourgeois	bouge-WA
98	Brad Brezina	bruh-ZEE-na
43	Ather Brown	AAA-thur
64	Andrew Economos	ee-CON-uh-moce
35	Ajenavi Eziemefe	ah-juh-NAH-vee eh-ZEM-uh-fay
	Brian Fleuridor	FLOOR-uh-door
89	John Paul Foschi	FA-shee
54	Keyaron Fox	key-AIR-un
55	Greg Gathers	GA-thers (not GAY-thers)
	Hometown: LaPlace, La	luh-PLAS
	Rashaun Grant	ruh-SHAWN
	KaMichael Hall	KAY-mike-ull

No.	Name	Pronunciation
11	I-Perfection Harris	EYE-per-FECK-shun
14	Dawan Landry	duh-WON
	Xavier McGuire	EXX-a-vee-ur
	Kyle Pupello	puh-PELL-o
18	Chris Reis	REESE
	Avery Roberson	ROW-ber-sun
64	Gavin Tarquinio	tar-KWIN-ee-o
7	Levon Thomas	luh-VON
	Kevin Tuminello	too-min-ELL-o
91	Chirod Williams	shuh-ROD
	Gerris Wilkinson	JER-is
	Mansfield Wrotto	ROTT-o

### Assistant Coaches

Joe D'Alessandris	dal-uh-SAN-dris
Buddy Geis	GICE
Jon Tenuta	tuh-NOOT-uh

# ALPHABETICAL ROSTER

No.	Name .....	Pos.	Ht.	Wt.	Cl.	Hometown (High School)
96	Joe Anoai .....	DE	6-3	235	Fr.	Pensacola, Fla. (Escambia)
57	** Tabugbo Anyansi .....	LB	6-1	220	Jr.	Austell, Ga. (Pebblebrook)
1	Reggie Ball .....	QB	6-0	180	Fr.	Stone Mountain, Ga. (Stephenson)
76	* Salih Besirevic .....	G	6-7	290	So.-R	Denver, Colo. (South)
8	* Damarius Bilbo .....	QB	6-3	225	So.-R	Moss Point, Miss. (Moss Point)
99	* Omar Billy .....	DT	6-2	270	So.-R	Orlando, Fla. (Colonial)
58	Adam Blizzard .....	SN	5-11	210	Jr.-R	Buena Vista, Ga. (Tri-County)
86	Gavin Bourgeois .....	FB	6-2	230	Sr.	Peachtree City, Ga. (Sandy Creek)
50	Brad Brezina .....	DT	6-2	275	Fr.-R	Greensboro, Ga. (Athens Academy)
43	*** Ather Brown .....	LB	6-3	230	Sr.-R	Macon, Ga. (Jones County)
9	Robby Brown .....	QB	6-1	180	Jr.-R	Blairsville, Ga. (Union County)
40	* Dan Burnett .....	PK	6-2	250	Sr.-R	Lilburn, Ga. (Parkview)
15	** Nathan Burton .....	FS	6-2	200	Jr.-R	Lilburn, Ga. (Greater Atlanta Christian)
22	** James Butler .....	FS	6-3	210	Jr.	Bainbridge, Ga. (Bainbridge)
10	** Brian Camp .....	QB	6-1	225	Sr.-R	Dublin, Ohio (Coffman)
4	Patrick Carter .....	QB	6-3	185	Fr.	St. Petersburg, Fla. (Lakewood)
39	Jerry Coffee .....	FS	5-11	180	Fr.-R	Milledgeville, Ga. (Georgia Military College)
80	George Cooper .....	TE	6-5	252	Fr.-R	Westerville, Ohio (Westerville North)
23	*** Jonathan Cox .....	CB	5-10	190	Sr.	Chicago, Ill. (De La Salle)
5	** Nate Curry .....	WR	5-10	190	Jr.-R	Miami, Fla. (Monsignor Pace)
45	* P.J. Daniels .....	RB	5-10	205	So.-R	Houston, Texas (Elsik)
25	** Dennis Davis .....	CB	6-0	185	Jr.	Atco, N.J. (Edgewood)
47	** Jimmy Dixon .....	FB	6-1	220	Jr.-R	Arlington, Texas (Martin)
70	** Nat Dorsey .....	T	6-6	324	Jr.	New Orleans, La. (St. Augustine)
88	Chris Dunlap .....	WR	6-0	185	Fr.	Miramar, Fla (Miramar)
68	* Andrew Economos .....	SN	6-1	215	Jr.-R	Atlanta, Ga. (Marist)
28	* Ajenavi Eziemefe .....	RB	6-1	225	So.	New Orleans, La. (Edna Karr)
78	Garren Findlay .....	G	6-5	290	Sr.-R	North Logan, Utah (Skyview/Snow College)
26	Brian Fleuridor .....	CB	5-11	180	Fr.	Delray Beach, Fla. (Boca Raton)
59	Jay Forester .....	LB	5-10	200	Fr.-R	Fort Lauderdale, Fla. (Westminster Academy)
89	*** John Paul Foschi .....	TE	6-4	270	Sr.	Glen Head, N.Y. (Chaminade)
54	*** Keyaron Fox .....	LB	6-3	220	Sr.	Atlanta, Ga. (Westlake)
37	Joe Gaston .....	S	6-0	200	Fr.	Marietta, Ga. (Walton)
55	*** Greg Gathers .....	DE	6-1	270	Sr.-R	LaPlace, La. (East St. John)
27	* Venice Gilliam .....	CB	5-10	195	So.	Tallahassee, Fla. (Rickards)
3	Rashaun Grant .....	RB	5-11	190	Fr.	Tampa, Fla. (Jefferson)
4	Karl Graves .....	DB	5-9	170	Fr.-R	Philadelphia, Pa. (Central)
45	Eric Griswold .....	P	6-1	195	Fr.-R	Marietta, Ga. (Kennesaw Mountain)
35	KaMichael Hall .....	LB	6-1	205	Fr.	Houston, Texas (Klein Forest)
69	Will Hardy .....	T	6-4	295	Sr.-R	Conyers, Ga. (Salem)
11	I-Perfection Harris .....	CB	5-10	175	Fr.-R	Staten Island, N.Y. (Poly Prep)
62	*** Clay Hartley .....	C	6-4	280	Sr.-R	Bryceville, Fla. (West Nassau)
6	** Jermaine Hatch .....	RB	6-2	210	Sr.-R	Baton Rouge, La. (Catholic)
56	* Eric Henderson .....	DE	6-3	265	So.-R	New Orleans, La. (Edna Karr)
20	Craig Hensley .....	RB	5-10	200	Fr.-R	Ellijay, Ga. (Gilmer County)
13	** Hal Higgins .....	P	5-10	195	Sr.-R	Cornelia, Ga. (Habersham Central)
72	* Brad Honeycutt .....	G	6-4	305	So.-R	Mesquite, Texas (Mesquite)
9	* Reuben Houston .....	CB	6-0	195	So.-R	Peachtree City, Ga. (Starr's Mill)

# ALPHABETICAL ROSTER

No.	Name .....	Pos.	Ht.	Wt.	Cl.	Hometown (High School)
40	Jesse Hundley .....	DB	5-9	178	So.-R	Chesapeake, Va. (Western Branch)
36	Eddie Ivery .....	WR	5-10	165	Fr.-R	Tampa, Fla. (Chamberlain)
32	** Johnathan Jackson .....	FB	6-2	225	Jr.-R	Jacksonville, Fla. (Bolles)
46	Brian Johnson .....	FB	6-3	240	So.-R	Evans, Ga. (Lakeside)
71	Kenton Johnson .....	T	6-6	305	So.-R	Hollywood, Fla. (South Broward/Morris Brown)
33	David Jordan .....	PK	6-4	200	Fr.-R	Columbus, Ga. (Brookstone)
64	Travis Kelly .....	G	6-0	255	Fr.-R	Warner Robins, Ga. (Warner Robins)
20	* Dawan Landry .....	SS	6-2	215	So.-R	Ama, La. (Hahnville)
12	** Mark Logan .....	WR	5-11	200	Jr.-R	Greenwood, S.C. (Greenwood)
48	Michael Matthews .....	FB	6-4	260	Fr.-R	Cincinnati, Ohio (Sycamore)
81	Xavier McGuire .....	WR	6-3	205	Fr.-R	Dallas, Texas (Carter)
90	Nick Moore .....	LB	6-1	225	Fr.	Arlington, Texas (Arlington)
98	LeShawn Newberry .....	DT	6-0	310	Fr.	Port Orange, Fla. (Spruce Creek)
42	Adamm Oliver .....	DE	6-4	250	Fr.	New Port Richey, Fla. (Ridgewood)
79	Eddy Parker .....	OL	6-5	280	Fr.	Burnet, Texas (Burnet)
94	* Travis Parker .....	DT	6-5	270	So.-R	Hacienda Heights, Calif. (Los Altos)
75	* Jeremy Phillips .....	T	6-7	285	Jr.-R	Watkinsville, Ga. (Oconee County)
39	Kyle Pupello .....	FB	6-1	230	Fr.	Tampa, Fla. (Plant)
87	Joseph Rearden .....	TE	6-0	235	Sr.	Warner Robins, Ga. (Houston County)
44	Jay Reid .....	FB	6-1	235	So.-R	Carnesville, Ga. (Franklin County)
67	*** Hugh Reilly .....	C	6-4	285	Sr.-R	Roswell, Ga. (Marist)
18	* Chris Reis .....	SS	6-0	210	So.	Roswell, Ga. (Roswell)
61	Matt Rhodes .....	OL	6-4	275	Fr.	Angleton, Texas (Angleton)
74	** Leon Robinson .....	G	6-4	320	Jr.-R	Garden City, Ga. (Groves)
30	Avery Roberson .....	S	6-2	190	Fr.	Atlanta, Ga. (Washington)
34	* Jack Rogers .....	SS	6-1	205	Sr.-R	Gainesville, Ga. (North Hall)
31	Robbie Rollins .....	WR	6-2	185	So.-R	Lyons, Ga. (Robert Toombs Christian Academy)
53	Jonathan Rowe .....	LB	5-11	200	Sr.-R	Rentz, Ga. (West Laurens)
82	Charlie Saunders .....	WR	5-9	160	Jr.-R	Alpharetta, Ga. (Milton)
86	Christian Schroeder .....	PK	6-2	245	Sr.-R	Rome, Ga. (Rome)
2	Kenny Scott .....	CB	6-1	175	Fr.	Daytona Beach, Fla. (Seabreeze)
51	*** Daryl Smith .....	LB	6-2	235	Sr.	Albany, Ga. (Dougherty County)
21	*** Jonathan Smith .....	WR	5-10	189	Sr.	Argyle, Ga. (Clinch County)
17	* A.J. Suggs .....	QB	6-4	215	Sr.-R	Powder Springs, Ga. (McEachern)
84	Gavin Tarquinio .....	TE	6-3	250	So.-R	Marietta, Ga. (Wheeler)
7	** Levon Thomas .....	WR	6-0	195	Jr.	College Park, Ga. (Banneker)
1	Andy Thomson .....	P	5-11	180	Jr.-R	Coral Springs, Fla. (Coral Springs)
65	** Andy Tidwell-Neal .....	C-G	6-4	295	Jr.	Plymouth, Minn. (Wayzata)
60	Kevin Tuminello .....	OL	6-4	285	Fr.	Youngstown, Ohio (Boardman)
77	** Kyle Wallace .....	T	6-6	285	Jr.	Lawrenceville, Ga. (Collins Hill)
41	Philip Wheeler .....	LB	6-2	215	Fr.	Columbus, Ga. (Shaw)
49	* Gerris Wilkinson .....	LB	6-3	230	So.-R	Oakland, Calif. (Skyline)
91	* Chirod Williams .....	DE	6-4	235	Jr.-R	Jacksonville, Fla. (Trinity Christian)
83	Darius Williams .....	DE	6-6	260	Jr.-R	Clarkston, Ga. (Avondale)
29	Sam Williams .....	CB	5-11	170	Fr.	Atlanta, Ga. (Mays)
97	Mansfield Wrotto .....	DT	6-4	310	Fr.	Snellville, Ga. (Brookwood)

\* Denotes number of letter earned

# NUMERICAL ROSTER


No.	Name .....	Pos.	Ht.	Wt.	Cl.	Hometown (High School)
1	Reggie Ball .....	QB	6-0	180	Fr.	Stone Mountain, Ga. (Stephenson)
1	Andy Thomson .....	P	5-11	180	Jr.-R	Coral Springs, Fla. (Coral Springs)
2	Kenny Scott .....	CB	6-1	175	Fr.	Daytona Beach, Fla. (Seabreeze)
3	Rashaun Grant .....	RB	5-11	190	Fr.	Tampa, Fla. (Jefferson)
4	Patrick Carter .....	QB	6-3	185	Fr.	St. Petersburg, Fla. (Lakewood)
4	Karl Graves .....	DB	5-9	170	Fr.-R	Philadelphia, Pa. (Central)
5	** Nate Curry .....	WR	5-10	190	Jr.-R	Miami, Fla. (Monsignor Pace)
6	** Jermaine Hatch .....	RB	6-2	210	Sr.-R	Baton Rouge, La. (Catholic)
7	** Levon Thomas .....	WR	6-0	195	Jr.	College Park, Ga. (Banneker)
8	* Damarius Bilbo .....	QB	6-3	225	So.-R	Moss Point, Miss. (Moss Point)
9	* Reuben Houston .....	CB	6-0	195	So.-R	Peachtree City, Ga. (Starr's Mill)
9	Robby Brown .....	QB	6-1	180	Jr.-R	Blairsville, Ga. (Union County)
10	** Brian Camp .....	QB	6-1	225	Sr.-R	Dublin, Ohio (Coffman)
11	I-Perfection Harris .....	CB	5-10	175	Fr.-R	Staten Island, N.Y. (Poly Prep)
12	** Mark Logan .....	WR	5-11	200	Jr.-R	Greenwood, S.C. (Greenwood)
13	** Hal Higgins .....	P	5-10	195	Sr.-R	Cornelia, Ga. (Habersham Central)
15	** Nathan Burton .....	FS	6-2	200	Jr.-R	Lilburn, Ga. (Greater Atlanta Christian)
17	* A.J. Suggs .....	QB	6-4	215	Sr.-R	Powder Springs, Ga. (McEachern)
18	* Chris Reis .....	SS	6-0	210	So.	Roswell, Ga. (Roswell)
20	* Dawan Landry .....	SS	6-2	215	So.-R	Ama, La. (Hahnville)
20	Craig Hensley .....	RB	5-10	200	Fr.-R	Ellijay, Ga. (Gilmer County)
21	*** Jonathan Smith .....	WR	5-10	189	Sr.	Argyle, Ga. (Clinch County)
22	** James Butler .....	FS	6-3	210	Jr.	Bainbridge, Ga. (Bainbridge)
23	*** Jonathan Cox .....	CB	5-10	190	Sr.	Chicago, Ill. (De La Salle)
25	** Dennis Davis .....	CB	6-0	185	Jr.	Atco, N.J. (Edgewood)
26	Brian Fleuridor .....	CB	5-11	180	Fr.	Delray Beach, Fla. (Boca Raton)
27	* Venice Gilliam .....	CB	5-10	195	So.	Tallahassee, Fla. (Rickards)
28	* Ajenavi Eziemefe .....	RB	6-1	225	So.	New Orleans, La. (Edna Karr)
29	Sam Williams .....	CB	5-11	170	Fr.	Atlanta, Ga. (Mays)
30	Avery Roberson .....	S	6-2	190	Fr.	Atlanta, Ga. (Washington)
31	Robbie Rollins .....	WR	6-2	185	So.-R	Lyons, Ga. (Robert Toombs Christian Academy)
32	** Johnathan Jackson .....	FB	6-2	225	Jr.-R	Jacksonville, Fla. (Bolles)
33	David Jordan .....	PK	6-4	200	Fr.-R	Columbus, Ga. (Brookstone)
34	* Jack Rogers .....	SS	6-1	205	Sr.-R	Gainesville, Ga. (North Hall)
35	KaMichael Hall .....	LB	6-1	205	Fr.	Houston, Texas (Klein Forest)
36	Eddie Ivery .....	WR	5-10	165	Fr.-R	Tampa, Fla. (Chamberlain)
37	Joe Gaston .....	S	6-0	200	Fr.	Marietta, Ga. (Walton)
39	Kyle Pupello .....	FB	6-1	230	Fr.	Tampa, Fla. (Plant)
39	Jerry Coffee .....	FS	5-11	180	Fr.-R	Milledgeville, Ga. (Georgia Military College)
40	* Dan Burnett .....	PK	6-2	250	Sr.-R	Lilburn, Ga. (Parkview)
40	Jesse Hundley .....	DB	5-9	178	So.-R	Chesapeake, Va. (Western Branch)
41	Philip Wheeler .....	LB	6-2	215	Fr.	Columbus, Ga. (Shaw)
42	Adamm Oliver .....	DE	6-4	250	Fr.	New Port Richey, Fla. (Ridgewood)
43	*** Ather Brown .....	LB	6-3	230	Sr.-R	Macon, Ga. (Jones County)
44	Jay Reid .....	FB	6-1	235	So.-R	Carnesville, Ga. (Franklin County)
45	* P.J. Daniels .....	RB	5-10	205	So.-R	Houston, Texas (Elsik)
45	Eric Griswold .....	P	6-1	195	Fr.-R	Marietta, Ga. (Kennesaw Mountain)
46	Brian Johnson .....	FB	6-3	240	So.-R	Evans, Ga. (Lakeside)

# NUMERICAL ROSTER

No.	Name .....	Pos.	Ht.	Wt.	Cl.	Hometown (High School)
47	** Jimmy Dixon .....	FB	6-1	220	Jr.-R	Arlington, Texas (Martin)
48	Michael Matthews .....	FB	6-4	260	Fr.-R	Cincinnati, Ohio (Sycamore)
49	* Gerris Wilkinson .....	LB	6-3	230	So.-R	Oakland, Calif. (Skyline)
50	Brad Brezina .....	DT	6-2	275	Fr.-R	Greensboro, Ga. (Athens Academy)
51	*** Daryl Smith .....	LB	6-2	235	Sr.	Albany, Ga. (Dougherty County)
53	Jonathan Rowe .....	LB	5-11	200	Sr.-R	Rentz, Ga. (West Laurens)
54	*** Keyaron Fox .....	LB	6-3	220	Sr.	Atlanta, Ga. (Westlake)
55	*** Greg Gathers .....	DE	6-1	270	Sr.-R	LaPlace, La. (East St. John)
56	* Eric Henderson .....	DE	6-3	265	So.-R	New Orleans, La. (Edna Karr)
57	** Tabugbo Anyansi .....	LB	6-1	220	Jr.	Austell, Ga. (Pebblebrook)
58	Adam Blizzard .....	SN	5-11	210	Jr.-R	Buena Vista, Ga. (Tri-County)
59	Jay Forester .....	LB	5-10	200	Fr.-R	Fort Lauderdale, Fla. (Westminster Academy)
60	Kevin Tuminello .....	OL	6-4	285	Fr.	Youngstown, Ohio (Boardman)
61	Matt Rhodes .....	OL	6-4	275	Fr.	Angleton, Texas (Angleton)
62	*** Clay Hartley .....	C	6-4	265	Sr.-R	Bryceville, Fla. (West Nassau)
64	Travis Kelly .....	G	6-0	255	Fr.-R	Warner Robins, Ga. (Warner Robins)
65	** Andy Tidwell-Neal .....	C-G	6-4	295	Jr.	Plymouth, Minn. (Wayzata)
67	*** Hugh Reilly .....	C	6-4	285	Sr.-R	Roswell, Ga. (Marist)
68	* Andrew Economos .....	SN	6-1	215	Jr.-R	Atlanta, Ga. (Marist)
69	Will Hardy .....	T	6-4	295	Sr.-R	Conyers, Ga. (Salem)
70	** Nat Dorsey .....	T	6-6	324	Jr.	New Orleans, La. (St. Augustine)
71	Kenton Johnson .....	T	6-6	305	So.-R	Hollywood, Fla. (South Broward/Morris Brown)
72	* Brad Honeycutt .....	G	6-4	305	So.-R	Mesquite, Texas (Mesquite)
74	** Leon Robinson .....	G	6-4	320	Jr.-R	Garden City, Ga. (Groves)
75	* Jeremy Phillips .....	T	6-7	285	Jr.-R	Watkinsville, Ga. (Oconee County)
76	* Salih Besirevic .....	G	6-7	290	So.-R	Denver, Colo. (South)
77	** Kyle Wallace .....	T	6-6	290	Jr.	Lawrenceville, Ga. (Collins Hill)
78	Garren Findlay .....	G	6-5	290	Sr.-R	North Logan, Utah (Skyview/Snow College)
79	Eddy Parker .....	OL	6-5	280	Fr.	Burnet, Texas (Burnet)
80	George Cooper .....	TE	6-5	252	Fr.-R	Westerville, Ohio (Westerville North)
81	Xavier McGuire .....	WR	6-3	205	Fr.-R	Dallas, Texas (Carter)
82	Charlie Saunders .....	WR	5-9	160	Jr.-R	Alpharetta, Ga. (Milton)
83	Darius Williams .....	DE	6-6	260	Jr.-R	Clarkston, Ga. (Avondale)
84	Gavin Tarquinio .....	TE	6-3	250	So.-R	Marietta, Ga. (Wheeler)
86	Gavin Bourgeois .....	FB	6-2	230	Sr.	Peachtree City, Ga. (Sandy Creek)
86	Christian Schroeder .....	PK	6-2	245	Sr.-R	Rome, Ga. (Rome)
87	Joseph Rearden .....	TE	6-0	235	Sr.	Warner Robins, Ga. (Houston County)
88	Chris Dunlap .....	WR	6-0	185	Fr.	Miramar, Fla (Miramar)
89	*** John Paul Foschi .....	TE	6-4	270	Sr.	Glen Head, N.Y. (Chaminade)
90	Nick Moore .....	LB	6-1	225	Fr.	Arlington, Texas (Arlington)
91	* Chirod Williams .....	DE	6-4	235	Jr.-R	Jacksonville, Fla. (Trinity Christian)
94	* Travis Parker .....	DT	6-5	270	So.-R	Hacienda Heights, Calif. (Los Altos)
96	Joe Anoai .....	DE	6-3	235	Fr.	Pensacola, Fla. (Escambia)
97	Mansfield Wrotto .....	DT	6-4	310	Fr.	Snellville, Ga. (Brookwood)
98	LeShawn Newberry .....	DT	6-0	310	Fr.	Port Orange, Fla. (Spruce Creek)
99	* Omar Billy .....	DT	6-2	270	So.-R	Orlando, Fla. (Colonial)

\* Denotes number of letter earned

# JACKETS AND UNIFORMS



*The earliest football uniforms did not include numbers, like the 1917 model worn by Everett Strupper (left). Georgia Tech wore navy blue jerseys with gold pants at Grant Field in the 1940s.*




*Head coach Bobby Dodd with quarterback Darrell Crawford, 1950.*



*The most well-known Georgia Tech uniform is the combination of white jersey, gold pants and gold helmet (above center) that the Jackets wore during their 1950s heyday. Tech switched to a white helmet in 1964-65 (Lenny Snow, above left), and then returned to the gold helmet in 1967 (Kim King, right), adding a stripe and a GT logo.*



*Georgia Tech wore various gold jerseys with white or gold helmets from 1968-71. From left, Brent Cunningham in 1971, Rock Perdoni in 1969 and Larry Good in 1968.*



*To go along with their new commitment to the head coach, the Cowboys introduced new uniforms in '64. [Tex] Schramm, always keenly attuned to images and appearances, was displeased with the old look. He borrowed from several sources to arrive at the new look. "I wanted to get away from white pants," he said. "I liked Green Bay's uniform, with the gold pants. Then I saw Georgia Tech. They also had gold pants, but they had a real good looking white jersey with the numbers on top of the shoulder pads rather than on the arms. I thought that look was terrific. I copied Georgia Tech for the Cowboy uniform."*

*From Cotton Bowl Days: Growing up with Dallas and the Cowboys in the 1960s by John Eisenberg*

# JACKETS AND UNIFORMS




*All-America Randy Rhino in 1972 (right) and then in 1974 (left). Notice the stripe on the helmet in the earlier photo.*



*Tech wore black jerseys with gold pants under head coach Bill Curry (1980-86). The 1984 helmet was plain gold, while the 1985 version featured a black GT and stripe for the members of the Black Watch club only.*




*From 1987-94, Tech's home jersey was navy blue, worn with gold pants (1987, 1992-94) or white pants (1988-91). The Jackets have occasionally worn gold jerseys (right) since 1993.*



**THE LATEST FASHION:** For 2003, Georgia Tech's primary uniform, home and away, is a white jersey with blue numerals and gold trim, gold pants and gold helmet. The gold jerseys with white pants can be worn occasionally.



*Thanks to an NCAA rule change, Tech resumed wearing white jerseys, gold pants and gold helmets, home and away, in 1995.*



*The Jackets have worn all white on a few occasions in recent years, including last year in the Silicon Valley Football Classic.*



*Georgia Tech debuted white jerseys with gold numerals in the 1997 Carquest Bowl.*

# TECH TIDBITS

## TECH BY THE NUMBERS

- 2** Georgia Tech head coaches who have led the Yellow Jackets to a bowl game in their first season: Chan Gailey in 2002 and Bill Fulcher in 1972
- 4** National Championships won by Georgia Tech (1917, 1928, 1952, 1990)
- 6** Consecutive bowl games in which Tech has played, tying the school record set from 1951-56.
- 8** 2002 bowl teams on Tech's 2003 schedule (Auburn, Florida State, Clemson, NC State, Wake Forest, Maryland, Virginia, Georgia)
- 9** Number of current Division I-A head coaches, including Chan Gailey, who have been head coaches in the NFL
- 13** Georgia Tech is one of 13 schools in the nation to play in a bowl game each of the last six years
- 14** Number of ESPN Thursday night games Georgia Tech has played ; the Yellow Jackets have two more this season
- 15** Conference Championships won by Georgia Tech (2 ACC, 5 SEC, 3 Southern, 5 SIAA)
- 16** Number of former Tech players and coaches in the College Football Hall of Fame
- 20** Bowl victories by Georgia Tech (only five schools have won more)
- 21.84** Dennis Davis' time in the indoor 200 meters at the 2003 ACC Championships, in which he placed second
- 22** Round in which Damarius Bilbo was selected by the Milwaukee Brewers in the 2001 Major League Baseball draft
- 31** Career sacks by Greg Gathers, Tech's career leader and the active leader among all ACC players
- 47** Georgia Tech players who have earned first-team all-America honors
- 50** Number worn by freshman defensive tackle Brad Brezina, the same number donned by his father, Greg Brezina, for the Atlanta Falcons.
- 616** Number of all-time victories by Georgia Tech, which ranks 19th in the nation
- 55,000** Capacity of the new and improved Bobby Dodd Stadium at Historic Grant Field

## SIX STRAIGHT BOWL BERTHS

Georgia Tech has tied a school record by earning six consecutive bowl berths, a first for the program since the 1950s and the halcyon days of legendary head coach Bobby Dodd, who guided the Yellow Jackets to six consecutive bowl games—winning them all—from 1951-56.

On their current streak, the Yellow Jackets have played in the 1997 Carquest Bowl, the 1999 and 2000 Toyota Gator Bowls, the 2000 Chick-fil-A Peach Bowl, the 2001 Seattle Bowl, and the 2002 Silicon Valley Football Classic.

## ELITE COMPANY

Georgia Tech is one of just 13 schools in the nation that have played in a bowl game each of the last six years.

Florida State is the only other Atlantic Coast Conference school in this elite group. The list also includes Florida, Georgia, Kansas State, Marshall, Michigan, Nebraska, Oregon, Purdue, Tennessee, Texas, Virginia Tech and Washington.

## GATHERS GATHERS SACKS

Defensive end Greg Gathers is Georgia Tech's career leader in sacks (31) and tackles for loss (57). The senior all-America led the ACC with 10 sacks in 2001 and ranks sixth in ACC history in career sacks.

Gathers broke the previous Tech records of 28.5 sacks and 52 tackles for loss set by all-America Coleman Rudolph from 1989-92.

## ACC CAREER SACK LEADERS

1. Chris Slade, UVa.....	1989-92	35.5
2. Reinard Wilson, FSU .....	1993-96	35.5
3. Peter Boulware, FSU .....	1994-96	34.0
4. Greg Ellis, UNC .....	1994-97	32.5
5. Mike McCrary, WF .....	1989-92	31.0
6. Greg Gathers, GT .....	Active	31.0

## NFL HEAD COACHING EXPERIENCE

Georgia Tech's second-year head coach Chan Gailey is a veteran with 28 years of coaching experience, including 14 years in the National Football League. Gailey spent two years (1998-99) as the head coach of the Dallas Cowboys, compiling an 18-14 regular-season record and leading the Cowboys to the playoffs both years, including the NFC Eastern Division title in 1998.

Gailey is one of nine current head coaches in NCAA Division I-A who have previous head coaching experience in the NFL. The others are Rich Brooks (Kentucky), Pete Carroll (Southern California), Mike Riley (Oregon State), Al Groh (Virginia), Lou Holtz (South Carolina), June Jones (Hawaii), John Mackovic (Arizona) and John Robinson (UNLV).

Of those nine, only Gailey, and Robinson (Los Angeles Rams) have led a team to the NFL playoffs and compiled a winning NFL record. Mackovic (Kansas City Chiefs in 1986) also made one playoff appearance but did not post a winning career record, while Groh (New York Jets in 2001) had a winning record in his one NFL season but did not reach the playoffs.



# TECH TIDBITS

## GRADUATION RATE HONORED

Georgia Tech was honored by the American Football Coaches' Association (AFCA) in 2003 for graduating at least 70 percent of its freshman class from 1997-98. Tech was one of 32 Division I-A schools so honored.

## BOWLING 'EM OVER

Georgia Tech owns the nation's third best winning percentage in bowl games. Tech's record now stands at 20-11 for a winning percentage of .645 in postseason play. The Jackets trail Oklahoma (.653) and Penn State (.667) for the highest bowl winning percentage among all teams with at least 15 bowl appearances.

Tech ranks sixth all-time in bowl victories with 20 and 13th in appearances with 31.

In 1955, the Jackets were the first team to win each of the four traditional major bowls—Rose, Orange, Sugar and Cotton.

### BEST BOWL WINNING PERCENTAGE

1. Oklahoma .....	23-12-1	.653
2. Penn State .....	23-12-2	.649
3. GEORGIA TECH .....	20-11	.645
4. Southern California .....	26-15	.634
5. Florida State .....	18-11-2	.613

### MOST BOWL VICTORIES

1. Alabama .....	29
2. Southern California .....	26
3. Penn State .....	23
Tennessee .....	23
Oklahoma .....	23
6. GEORGIA TECH .....	20

## RAND McNALLY ROSTER

Sixteen different states are represented on Georgia Tech's 2003 roster. The bulk of the roster—44 players—is, of course, from Georgia. Florida is next with 19 Yellow Jackets, followed by Texas with eight and Louisiana with six. California, Colorado, Illinois, Minnesota, Mississippi, New York, New Jersey, Ohio, Pennsylvania, South Carolina, Utah and Virginia have also produced current Yellow Jackets.

The roster also has an international flavor with two foreign countries represented. Junior linebacker Tabugbo Anyansi (pronounced tie-BOO-bo on-YON-zee) is a native of Nigeria. Sophomore offensive lineman Salih Besirevic (pronounced SAH-lee buh-SHEER-uh-vich) left war-torn Bosnia with his family in 1997 and settled in Denver, Colo.

## 616 AND COUNTING

Georgia Tech enters the 2003 season with an all-time record of 616-415-43 (.594). Now in their 111th year of intercollegiate competition, the Yellow Jackets rank 19th among all Division I-A teams in all-time victories.

## CONSISTENT SUCCESS IN THE ACC

### Most Victories, 1997-2002

School .....	Overall Wins	ACC Wins
1. Florida State .....	62	44
2. Georgia Tech .....	49	31
3. NC State .....	45	24
4. Virginia .....	43	30
5. Clemson .....	39	24
6. North Carolina .....	38	23
7. Maryland .....	36	20
8. Wake Forest .....	30	15
9. Duke .....	11	5

### Most All-ACC Players, 1997-2002

School .....	Total	1st Team
1. Florida State .....	76	37
2. Georgia Tech .....	39	18
3. Clemson .....	36	14
4. Maryland .....	31	19
5. Virginia .....	30	17
6. NC State .....	27	15
7. North Carolina .....	26	15
8. Duke .....	14	6
9. Wake Forest .....	12	4

## OLDEST, AND WINNINGEST, I-A STADIUM

Built in 1913 and now in its 91st season, Georgia Tech's Bobby Dodd Stadium/Grant Field is the oldest on-campus stadium in NCAA Division I-A. In fact, the only older on-campus facilities in the nation are Harvard Stadium and Penn's Franklin Field. The next oldest I-A stadium is Mississippi State's Scott Field, built in 1915. Tech has a record of 405-169-23 (.698) at its home facility.

Not only is Bobby Dodd Stadium/Grant Field the oldest on-campus stadium, but it is also the site of more victories by the home team than any other facility. Since 1913 Georgia Tech has 405 wins at Bobby Dodd Stadium/Grant Field, leading Tennessee (392) and Harvard (386).

### OLDEST STADIUMS



#### Division I-A Only

Georgia Tech (Bobby Dodd Stadium/Grant Field) .....	1913
Mississippi State (Scott Field) .....	1915
Cincinnati (Nippert Stadium) .....	1916
Wisconsin (Camp Randall Stadium) .....	1917
Washington (Husky Stadium) .....	1920

#### All Stadiums

Penn (Franklin Field) .....	1895
Harvard (Harvard Stadium) .....	1903
Georgia Tech (Bobby Dodd Stadium/Grant Field) .....	1913
Yale (Yale Bowl) .....	1914
Mississippi State (Scott Field) .....	1915

# TECH TIDBITS



**ACROSS THE USA:** Sixteen different states are represented on the Georgia Tech roster, including (from left) California (Travis Parker), Florida (Clay Hartley), New Jersey (Dennis Davis), Ohio (Brian Camp) and Louisiana (Jermaine Hatch).

## THURSDAY NIGHT LIVE

For the 11th year in a row, Georgia Tech will participate in ESPN's Thursday night, national television package. This fall, the Yellow Jackets have two Thursday night games. Tech opens the season at Brigham Young on Thursday, Aug. 28, and then the Jackets host Maryland on Thursday, Oct. 23.

*Georgia Tech has been selected to play in more ESPN Thursday night games—16—than any other school in the nation.*

Tech has a 7-7 record when playing in ESPN's Thursday night games, and all but three of the games have been in Atlanta. Two of Tech's last five Thursday night games have gone to overtime.

Maryland has been Tech's most frequent Thursday night opponent as this year's game will be the sixth such affair between the two schools since 1995. Maryland has won the last two Thursday night contests to take a 3-2 lead.

In addition to the 14 ESPN dates, the Jackets have also played two other Thursday prime-time games in recent years, defeating Virginia, 31-27, in 1983 on TBS and falling to Arizona, 20-19, in 1995 on Prime. Counting Thanksgiving, Tech's record on Thursday is 28-19-2.

## ESPN THURSDAY NIGHT GAMES

Year	Opponent .....	Result
1991	#20 Virginia .....	hW 24-21
1993	#25 Virginia .....	hL 35-14
1994	#7 Arizona .....	hL 19-14
1995	#16 Maryland .....	hW 31-3
1996	Duke .....	hW 48-22
1996	at Maryland .....	aL 13-10
1997	#5 North Carolina .....	hL 16-13
1998	at Clemson .....	aW 24-21
1999	Maryland .....	hW 49-31
2000	at NC State .....	(ot) aL 30-23
2000	Virginia .....	hW 35-0
2001	Maryland .....	(ot) hL 20-17
2001	North Carolina .....	hW 28-21
2002	at Maryland .....	aW 34-10
2003	at Brigham Young .....	Aug. 28
2003	Maryland .....	Oct. 23

## NFL RELATIONS

A pair of redshirt freshmen, wide receiver Eddie Ivery and defensive tackle Brad Brezina, are the sons of former NFL standouts.

Ivery's father, Eddie Lee Ivery, Sr., is one of the top running backs in Rambling Wreck annals. The elder Ivery, who is now on the Tech strength and conditioning staff, is the third-leading rusher in Yellow Jacket history with 3,517 yards from 1975-78. He set the then-NCAA single-game rushing record with 356 yards against Air Force in 1978 and went on to play 10 years with the Green Bay Packers.

Brezina is the son of longtime Atlanta Falcons linebacker Greg Brezina, who played collegiately at Houston and then played for the Falcons from 1968-69 and 1971-79, including a Pro Bowl selection in 1969.

Incoming freshman Patrick Carter is the younger brother of New York Giants wide receiver Tim Carter.

## TOUGH SLEDDING

Georgia Tech's 2003 schedule is easily one of the nation's toughest slates, including eight games against teams that participated in bowl games last season: Auburn, Florida State, Clemson, NC State, Wake Forest, Maryland, Virginia and Georgia. Six of the eight were ranked in the final ESPN/USA Today coaches' poll for 2002.

In fact, *College Football News* ranks Tech's schedule as the third toughest in the nation. Only Florida State and California face tougher slates, according to the website's calculations.


Among the four games against non-bowl teams are a road test at Brigham Young and a home game with ACC rival North Carolina. Road games at Vanderbilt and Duke round out the schedule.

## WINNING RECORDS VS. SEVEN ACC FOES

The only Atlantic Coast Conference school to post a winning record against Georgia Tech is Florida State. Tech's all-time records against each ACC school: Clemson, 43-22-2; Duke, 40-29-1; Florida State, 7-11-1; Maryland, 10-5; North Carolina, 19-16-3; NC State, 14-8; Virginia, 13-11-1; Wake Forest, 18-7.

# GT tech football 2003

## PLAYER PROFILES



### Tabugbo ANYANSI

Linebacker ★★  
6-1, 220 - Jr.  
Austell, Ga.

57

**AT TECH:** Backup linebacker with very good speed . . . Slated to back up at outside linebacker but has also played in the middle . . . Hampered by nagging injuries during the first half of the 2002 season but returned to become a special teams contributor . . . Played in seven games and made three tackles . . . Was pressed into action as a true freshman in 2001 . . . Played most of the game against Duke following injuries to Daryl Smith and Ather Brown . . . Had a tackle for loss against Duke . . . Also saw some action on special teams.

**HIGH SCHOOL:** Named to the Marvelous Metro 11, the Super Southern 100 and the Top 50 in Georgia by the *Atlanta Journal-Constitution* . . . Tabbed to Max Emfinger's Super 20 in Georgia . . . Ranked among the Top 100 players in the South by BorderWars.com . . . All-Southeast Region by *Prep Star* . . . First-team all-state (Class AAAA) by the *AJC* and the *Augusta Chronicle* . . . Collected 81 tackles, four sacks, four fumble recoveries and two interceptions as a senior . . . Also punted 26 times for a 40-yard average . . . As a junior had 80 tackles, six sacks and two blocked punts . . . Four-year letterwinner for coach Chuck Stines at Pebblebrook High . . . Chosen for the Georgia-Florida All-Star Game.

**PERSONAL:** Tabugbo Anyansi . . . Pronounced tie-BOO-bo on-YON-zee . . . Native of Nigeria . . . Parents are Ikebudu and Louisa Anyansi . . . Born October 4, 1981 . . . Majoring in Industrial Engineering.

### CAREER STATISTICS

Year.....	G-GS	P-A	Total	TFL	Sck	FC	FR	Int	PB	PR
2001.....	4-0	0-1	1	1-1	0	0	0	0	0	0
2002.....	7-0	3-0	3	0	0	0	0	0	0	0
Total.....	11-0	3-1	4	1-1	0	0	0	0	0	0

### KEY TO STATISTICS

★ Letters Earned      ‡ Game Started  
# Bowl Game stats do not count in season or career totals

Tackles are broken into primary and assists.

TFL—Tackle for loss; FC—Fumble Caused; FR—Fumble Recovered;  
Int—Interception; PB—Pass Broken Up; PR—Pressure



### Salih BESIREVIC


Guard ★  
6-7, 290 - So.-R  
Denver, Colo.

76

**AT TECH:** Backup offensive lineman who has played both tackle and guard . . . Played in two games in 2002 . . . Moved to the offensive line in the spring of 2002 after playing tight end during a redshirt season in 2001.

**HIGH SCHOOL:** The No. 22 prospect in Colorado by the *Denver Post* . . . All-state and all-conference selection . . . Caught 27 passes for 579 yards and nine touchdowns as a senior . . . Added nine receptions for 450 yards and seven touchdowns as a junior . . . Team captain for coach Herman White at South High . . . Played football for the first time as a sophomore.

**PERSONAL:** Salih Besirevic . . . Pronounced SA-lee buh-SHEER-uh-vich . . . Parents are Nedim and Nadira Besirevic . . . Native of Bosnia who moved to the U.S. with his family in 1997 . . . Born April 16, 1983 . . . Majoring in Management.



Salih Besirevic is a native of Bosnia who immigrated to the U.S. with his family in 1997.

# GT tech football 2003

## PLAYER PROFILES



**Damarius  
BILBO**

Quarterback ★  
6-3, 225 - So. - R  
Moss Point, Miss.

**8**

**AT TECH:** Athletic quarterback with a strong arm . . . Has displayed big-play ability but needs to be more consistent . . . Will continue to battle senior A.J. Suggs as well as incoming freshmen Patrick Carter and Reggie Ball for the starting job . . . Showed progress as he received the majority of the repetitions in the spring but did not win the job outright.

**2002:** Played in eight games off the bench . . . Completed 29 of 67 passes for 487 yards with three touchdowns and five interceptions . . . Rushed 43 times for a net of 118 yards with two scores . . . Played the entire second half of Silicon Valley Football Classic against Fresno State . . . Passed for 178 yards, rushed for 30 and led Tech to two touchdowns



but completed just seven of 20 passes and tossed four interceptions . . . Threw a 42-yard touchdown pass to Jonathan Smith and scored on a one-yard plunge against Fresno State . . . Connected with Kerry Watkins for a 69-yard touchdown pass against Wake Forest, Tech's longest pass play of the season . . . Hit Watkins for a 10-yard touchdown pass in Tech's win at North Carolina, in which he was 4-for-6 for 45 yards . . . Completed five of seven passes for 53 yards against Connecticut . . . Was 5-for-11 for 50 yards against Vanderbilt . . . Passed for 52 yards (3-for-7) and rushed for 11 against fifth-ranked Georgia.

**2001:** Played in a lopsided win over Navy and rushed three times for 23 yards, including a six-yard touchdown run . . . Had his only pass intercepted . . . Received a medical redshirt because he played in just one game in 2001 before a recurring thumb injury on his throwing hand ended his season . . . Had surgery on the ulnar collateral ligament following the 2001 season.

**HIGH SCHOOL:** The Dick Butkus Football Network National High School Player of the Year . . . Mississippi Player of the Year by *USA Today* and *Gatorade* . . . Passed for 3,338 yards and 32 touchdowns while rushing for 326 yards and five more scores . . . Led Moss Point High to a 13-1 record and the 5A state title . . . MVP of the state championship game as he completed 18 of 28 passes for 317 yards and four touchdowns in the championship game against nationally-ranked Clinton . . . Also kicked 10 field goals . . . Added 1,540 yards passing and 17 touchdowns and 527 yards rushing and nine scores as a junior . . . Ranked the No. 5 passing quarterback in the nation by Max Emfinger . . . Rated among the nation's Top 25 quarterbacks by Tom Lemming . . . One of the *SuperPreps'* Top 285 prospects in the nation . . . Tabbed to *Prep Star's* Dream Team as one of the nation's Top 120 prospects . . . Chosen for the Mississippi-Alabama All-Star Game . . . Team captain for coach Jerry Alexander at Moss Point High . . . Also an all-state baseball player who was selected by the Milwaukee Brewers in the 22nd round of the 2001 draft as an outfielder..

**PERSONAL:** Full name is Damarius Antonio Bilbo (First name pronounced duh-MARR-ee-us) . . . Nicknamed D-Bo . . . Son of Deborah Ann Coney . . . Born December 3, 1982 . . . Majoring in Management.

### GAME-BY-GAME STATISTICS

2002.....	Att-Cmp	Int	Yds	TD	LP	Sk	Rsh	Yds	TD	LP	TO	TDR
Vandy.....	11-5	0	50	0	17	0	3	15	1	7	65	1
UConn.....	7-5	0	53	0	17	1	7	0	0	5	53	0
Clemson.....	DNP											
BYU .....	DNP											
UNC.....	6-4	1	45	1	20	1	7	10	0	7	55	1
Wake.....	6-3	0	76	1	69	0	3	23	0	9	99	1
Maryland.....	8-2	0	33	0	21	0	4	21	0	16	54	0
Virginia.....	DNP											
NC State.....	DNP											
FSU.....	DNP											
Duke.....	2-0	0	0	0	0	0	2	8	0	5	5	0
Georgia .....	7-3	0	52	0	33	1	5	11	0	11	63	0
Fresno St. ....	20-7	4	178	1	47	2	12	30	1	14	208	2

**Damarius Bilbo was drafted by the Milwaukee Brewers in 22nd round of the 2001 Major League Baseball draft.**

# GT tech football 2003

## PLAYER PROFILES

### CAREER STATISTICS

Passing.....G	Eff	Att-Cm	Int	Pct	Yds	TD	LP	PG
2001.....1	—	1- 0	1	.000	0	0	—	0.0
2002.....8	104.2	67-29	5	.433	487	3	69	60.9
Total.....9	99.7	68-29	6	.426	487	3	69	54.1
Rushing..... G	Att	Yds	Avg	TD	LP	Ply	TO	TDR
2001..... 1	3	23	7.7	1	11	4	23	1
2002..... 8	43	118	2.7	2	16	110	605	5
Total..... 9	46	141	3.1	3	16	114	628	6

### CAREER HIGHS

Pass Attempts: 20 vs. Fresno State, 2002 (7 cmp)  
 Pass Completions: 7 vs. Fresno State, 2002 (20 att)  
 Yards Passing: 178 vs. Fresno State, 2002  
 TD Passes: 1 vs. North Carolina, Wake Forest, Fresno State, 2002  
 Long Pass: 69 vs. Wake Forest, 2002  
 Rushing Attempts: 12 vs. Fresno State, 2002  
 Yards Rushing: 30 vs. Fresno State, 2002 (12 att)  
 TD Rushing: 1 vs. Navy, 2001; Vanderbilt, 2002; Fresno State, 2002  
 Long Rush: 16 vs. Maryland, 2002




**Adam**  
**BLIZZARD**  
 Snapper  
 5-11, 210 - Jr.-R  
 Buena Vista, Ga. **58**

**AT TECH:** Backup long snapper . . . Joined the program as a walk-on last spring.

**HIGH SCHOOL:** Four-year letterwinner at Tri-County High . . . Named all-area by the *Americus Times-Recorder* . . . Team captain for coach David Wells . . . Also lettered in baseball . . . Student Council President . . . Wendy's High School Heisman honoree.

**PERSONAL:** Full name is Adam Christopher Blizzard . . . Born May 11, 1982 . . . Parents are Joel and Jody Blizzard.



**Omar**  
**BILLY**  
 Defensive Tackle ★  
 6-2, 270 - So.-R  
 Orlando, Fla. **99**

**AT TECH:** Will get a chance to earn playing time at defensive tackle after serving as a reserve last fall . . . Played in two games in 2002 . . . Saw action against Vanderbilt and Connecticut . . . Redshirted in 2001.

**HIGH SCHOOL:** First-team all-state by the *Florida Times Union* . . . First-team all-Central Florida by the *Orlando Sentinel* . . . Tabbed to Bill Buchalter's Dandy Dozen . . . Orange County Defensive Player of the Year . . . Collected 62 solo tackles and 47 assists with seven sacks and four fumble recoveries at Colonial High . . . The No. 13 defensive lineman in Florida by *SuperPrep* . . . All-Southeast Region by *Prep Star*.

**PERSONAL:** Omar Billy . . . Mother is Ertha Billy . . . Born July 30, 1983 . . . Majoring in History, Technology and Society.



**Gavin**  
**BOURGEOIS**  
 Fullback  
 6-2, 230 - Sr.  
 Peachtree City, Ga. **86**


**AT TECH:** Former tight end who moved to fullback in the spring . . . Played in one game in 2002, seeing action against Vanderbilt . . . Walk-on who joined the program in 2000.

**HIGH SCHOOL:** All-county selection . . . Three-year letterwinner as a defensive end and kicker at Sandy Creek High School . . . Team captain for coach Rodney Walker as a senior.

**PERSONAL:** Full name is Gavin Joseph Bourgeois (pronounced boo-j-WAH) . . . Parents are Chris and Kathy Bourgeois . . . Born Sept. 1, 1981 . . . Majoring in Industrial Engineering . . . Named to the 2000-01 Atlantic Coast Conference Academic Honor Roll.

# GT tech football 2003

## PLAYER PROFILES



**Brad  
BREZINA**

**Defensive Tackle**  
**6-2, 275 - Fr.-R**  
**Greensboro, Ga.**

**50**

**AT TECH:** Defensive line prospect who redshirted in 2002 . . . Changed to jersey No. 50 this year, the same number worn by his father in the National Football League.

**HIGH SCHOOL:** One of the Top 50 prospects in Georgia, according to the *Atlanta Journal-Constitution* . . . Class A first-team all-state honoree by the AJC . . . Named to the "Georgia 60" by *SuperPrep* . . . Played in the Georgia-Florida all-star game at the Georgia Dome . . . Made 82 tackles as a senior with four sacks, two caused fumbles and two fumble recoveries . . . Added 64 tackles, six sacks, five caused fumbles, four fumble recoveries and a blocked punt as a junior . . . Coached by Michael Gunn at Athens Academy.

**PERSONAL:** Full name is Bradford Paul Brezina (pronounced bruh-ZEE-nuh) . . . Parents are Greg and Connie Brezina . . . Father played linebacker for the Atlanta Falcons (1968-69, 1971-79) . . . Majoring in Management.

**Brad Brezina now sports No. 50, the same number worn by his father, Greg Brezina, for the Atlanta Falcons.**



**Ather  
BROWN**

**Linebacker ★★★**  
**6-3, 230 - Sr.-R**  
**Macon, Ga.**

**43**

**AT TECH:** Veteran defender and former starter at outside linebacker who is Tech's top backup at linebacker . . . Worked at middle linebacker in the spring and is capable of playing all three positions . . . Began 2001 as a starter but suffered a broken foot at mid-season and was lost for the year . . . Has made 15 career starts and has career totals of 85 tackles and five tackles for loss.

**2002:** Collected 23 tackles on the season . . . Started the Virginia game when starter Keyaron Fox was injured and made five tackles . . . Also played most of the Maryland game after Fox went down early in the contest as well as the second half against Georgia when Fox re-injured



**Ather Brown is a veteran defender with 15 career starts who can play all three linebacker positions.**

his ankle . . . Had five tackles with one tackle for loss against the Bulldogs . . . Season-high six tackles against Vanderbilt.

**2001:** Started three of the first five games before breaking a bone in his left foot . . . Began the year at outside linebacker but moved to middle linebacker when starter Daryl Smith was injured . . . Started at middle linebacker against Duke but suffered the injury in the first half . . . Underwent surgery and missed the remainder of the season . . . Made 14 tackles, one sack and one fumble recovery . . . Had a sack for a six-yard loss in win over Syracuse . . . Recovered a fumble against Navy.

**2000:** Started every game and finished sixth on the team in tackles . . . Made 48 hits with three tackles for loss . . . Caused a fumble that Tech recovered against Maryland . . . Season-high eight tackles in Tech's win at Clemson . . . Had six tackles with one tackle for loss against Florida State . . . Also had tackles for loss against UCF and Navy . . . Credited with six tackles and pass breakup against UNC . . . Earned starting position in the spring following a redshirt year in 1999.

**HIGH SCHOOL:** One of the Top 50 prospects in Georgia according

# GT tech football 2003

## PLAYER PROFILES

to the *Atlanta Journal-Constitution* . . . Rated a 9.25 by *Deep South Football* . . . Earned honorable mention all-state honors . . . Tabbed to the all-Middle Georgia second team . . . Named one of the Top 10 linebackers in Georgia . . . Honorable mention defensive lineman in the SEC Region by *Prep Star* magazine in its postseason edition . . . Lettered four times in football, three in basketball and three in track and field . . . Managed 76 tackles and eight sacks as a senior . . . Team captain for coach Jeff Lee of Jones County High.

**PERSONAL:** Full name is Ather Brown (first-name pronounced AAA-thur) . . . Mother is Christine Brown . . . Born February 2, 1981 . . . Majoring in Management.

### GAME-BY-GAME STATISTICS

2002.....P-A-T	TFL	Sks	FC	FR	Int	PB
Vanderbilt.....5-1-6	0	0	0	0	0	0
UConn.....1-1-2	0	0	0	0	0	0
Clemson.....0-0-0	0	0	0	0	0	0
BYU.....0-1-1	0	0	0	0	0	0
North Carolina.....0-1-1	0	0	0	0	0	0
Wake Forest.....0-0-0	0	0	0	0	0	0
Maryland.....2-0-2	0	0	0	0	0	0
Virginia†.....3-2-5	0	0	0	0	0	0
NC State.....0-0-0	0	0	0	0	0	0
Florida State.....0-0-0	0	0	0	0	0	0
Duke.....0-1-1	0	0	0	0	0	0
Georgia.....4-1-5	1-1	0	0	0	0	0
Fresno State.....0-0-0	0	0	0	0	0	0

2001.....P-A-T	TFL	Sck	FC	FR	Int	PB
Syracuse.....2-1-3	1-6	1-6	0	0	0	0
Citadel†.....0-3-3	0	0	0	0	0	0
Navy†.....1-2-3	0	0	0	1	0	0
Clemson.....1-2-3	0	0	0	0	0	0
Duke†.....1-1-2	0	0	0	0	0	0


2000.....P-A-T	TFL	Sck	FC	FR	Int	PB
UCF†.....1-5-6	1-1	0	0	0	0	0
Florida State†.....4-2-6	1-2	0	0	0	0	0
Navy†.....1-1-2	1-3	0	0	0	0	0
NC State†.....4-2-6	0	0	0	0	0	0
North Carolina†.....3-3-6	0	0	0	0	0	1
Wake Forest†.....2-1-3	0	0	0	0	0	0
Duke†.....2-2-4	0	0	0	0	0	0
Clemson†.....4-4-8	0	0	0	0	0	0
Virginia†.....1-2-3	0	0	0	0	0	0
Maryland†.....2-1-3	0	0	1	0	0	0
Georgia†.....0-1-1	0	0	0	0	0	0
LSU†#.....3-0-3	0	0	0	0	0	0

### CAREER STATISTICS

Year.....G-GS	P-A	Total	TFL	Sck	FC	FR	Int	PB
2000.....11-11	24-24	48	3-6	0-0	1	0	0	1
2001.....5-4	5-9	14	1-6	1-6	0	1	0	0
2002.....13-1	15-8	23	1-1	0-0	0	0	0	0
Total.....29-16	44-41	85	5-13	1-6	1	1	0	1

### CAREER HIGHS

Tackles: 8 vs. Clemson, 2000



**Robby BROWN**


Quarterback  
6-1, 180 - Jr. - R  
Blairsville, Ga.

9

**AT TECH:** Reserve quarterback who joined the program as a walk-on last spring . . . Transferred to Tech from Georgia Military College.

**HIGH SCHOOL:** Four-year letterwinner at Union County High . . . Team MVP and captain for coach Brian Allison . . . Also lettered in basketball and baseball . . . Attended Hargrave Military Academy in Virginia for one year.

**PERSONAL:** Full name is Robert Parks Brown . . . Born July 15, 1980 . . . Parents are Danny and Pat Brown.



**Dan BURNETT**

Placekicker ★  
6-2, 250 - Sr. - R  
Lilburn, Ga.

40

**AT TECH:** Expected to take over the placekicking duties after backing up Luke Manget the last two years . . . Filled in against North Carolina when Manget suffered a groin injury in pregame warmups . . . Hit all three of his extra points against the Tar Heels . . . Also converted a field goal that was nullified by a UNC penalty when Tech elected to go for a touchdown . . . Had at least one kickoff in four other games . . . Credited with on tackle on kickoff coverage . . . Did not see any action in 2001 . . . Played in one game in 2000 and booted five extra points against Virginia when Manget was injured . . . Also handled kickoffs in three games, Virginia, Maryland and Georgia . . . Former walk-on who joined the program in 1999 and has earned a scholarship.

**HIGH SCHOOL:** Member of 1997 state championship team at Parkview High, catching a 56-yard touchdown pass in the title game . . . Two-time all-county punter . . . Also an all-county performer in golf who reached the state championships as a senior . . . National runner-up in the NFL's Punt, Pass and Kick competition at age 11 in 1992.

**PERSONAL:** Full name is Daniel Reiss Burnett . . . Parents are Howard and Marnie Burnett . . . Born May 29, 1981 . . . Majoring in Management . . . Named to ACC Academic Honor Roll for 2000-01 and 2001-02.

# GT tech football 2003

## PLAYER PROFILES

### FIELD GOALS (Brackets indicate FG made)

2002: 38NC, 43NC

2000: 28VA, 34VA

### CAREER STATISTICS

Year.....	G-GS	PAT	0-29	30-39	40-49	50+	FG	LP	Pts
2000.....	3-1	5-5	0-1	0-1	0-0	0-0	0-2	0	5
2001.....	0-0	0-0	0-0	0-0	0-0	0-0	0-0	0	0
2002.....	5-1	3-3	0-0	0-1	0-1	0-0	0-2	0	3
Total.....	8-2	8-8	0-1	0-2	0-1	0-0	0-4	0	8

### CAREER HIGHS


Field Goals: 0

FG Attempts: 2 vs. Virginia, 2000; North Carolina, 2002

PAT: 5 vs. Virginia, 2000

PAT Attempts: 5 vs. Virginia, 2000

Points: 5 vs. Virginia, 2000 (5 PAT)



**Nathan  
BURTON**

Free Safety ★★  
6-2, 200 - Jr.-R  
Lilburn, Ga.

**15**

**AT TECH:** Backup safety who is a starter on several special teams units . . . Will compete for playing time in the secondary . . . Played in every game in 2002 and made five tackles and one interception. . . Played in the secondary in wins over Vanderbilt and Connecticut . . . Had two tackles and an interception against the Commodores . . . Moved from wide receiver to safety prior to spring practice in 2002 . . . Played on special teams in 2001 . . . Credited with five tackles on kickoff coverage . . . Former walk-on who has earned a scholarship.

**HIGH SCHOOL:** All-state and all-county selection who was named Gwinnett County Offensive Player of the Year as a senior . . . Selected for the GACA North-South All-Star Game . . . Four-year letterman at Greater Atlanta Christian.

**PERSONAL:** Full name is Nathan Isaac Burton . . . Born April 29, 1980 . . . Son of Bill and Linda Burton . . . Majoring in Biology.

### CAREER STATISTICS

Year.....	G-GS	P-A	Total	TFL	Sck	FC	FR	Int	PB	PR
2001.....	8-0	2-3	5	0	0	0	0	0	0	0
2002.....	13-0	4-1	5	0	0	0	0	1-0	0	0
Total.....	21-0	6-4	10	0	0	0	0	1-0	0	0



**James  
BUTLER**

Free Safety ★★  
6-3, 210 - Jr.  
Gainesville, Ga.

**22**

**AT TECH:** Tall, rangy safety who takes over a starting role at free safety . . . Backup the last two years whose playing time increased in the latter part of last season.

**2002:** Made 19 tackles and one pass breakup as a backup in 2002 . . . Had his most productive game in the Silicon Valley Classic with a career-best six tackles with one tackle for loss against Fresno State . . . Made one tackle and a pass deflection in Tech's win at eighth-ranked NC State . . . Added four tackles against Clemson.



Tech's top backup at safety last season, James Butler is slated to start at free safety in 2003.



# GT tech football 2003

## PLAYER PROFILES

**2001:** Earned playing time as a true freshman in 2001 as a backup at free safety and on special teams . . . Made 11 tackles on the season . . . Had four tackles, a forced fumble and two pass breakups against Navy . . . Added three tackles versus the Citadel.

**HIGH SCHOOL:** One of the Top 50 players in Georgia according to the *Atlanta Journal-Constitution* . . . Named to Max Emfinger's Super 75 in Georgia . . . Tabbed to the Border Wars Top 100 prospects in the South and to *Prep Star's* All-Southeast Region team . . . Class AAAAA honorable mention all-state selection by the *AJC* and the *Augusta Chronicle* . . . First-team all-region and all-South Georgia . . . Had 69 tackles and two interceptions as a senior, following 54 tackles and four interceptions as a junior . . . Also punted for three years and averaged almost 36 yards per kick . . . Four-year letterman for coach Bob Christmas at Bainbridge High . . . Chosen for the Georgia-Florida All-Star Game . . . State champion in the triple jump as a sophomore.

**PERSONAL:** Full name is James Oscar Butler, Jr. . . . Parents are James and Nadine Butler . . . Born September 7, 1982 . . . Majoring in Building Construction.

### CAREER STATISTICS

Year.....	G-GS	P-A	Total	TFL	Sck	FC	FR	Int	PB
2001.....	10-0	7-4	11	0	0	1	0	0	2
2002.....	13-0	13-6	19	1-3	0	0	0	0	1
Total.....	23-0	20-10	30	1-3	0	1	0	0	3

### CAREER HIGHS

Tackles: 6 vs. Fresno State, 2002  
PB: 2 vs. Navy, 2001



**Brian  
CAMP**  
Quarterback ★★  
6-1, 225 - Sr. - R  
Dublin, Ohio **10**


**AT TECH:** Veteran backup at quarterback . . . Played in two games in 2002 in lopsided wins over Vanderbilt and Connecticut but did not attempt a pass . . . Returned to quarterback in 2002 after spending the 2001 season at fullback . . . Worked on the kickoff return unit in 2001 . . . Also Tech's backup holder behind Hal Higgins . . . Served one game as the holder in 2001 . . . Moved to fullback in 2001 after two years at quarterback . . . Played in 2000 on special teams, including kickoff return and punt coverage . . . Enrolled for spring practice in 1999 but redshirted that fall.

**HIGH SCHOOL:** The Ohio prep Player of the Year by Gatorade and Associated Press . . . Rated the No. 37 prep prospect in the Midwest by *SuperPrep* and the No. 3 athlete in the Midwest Region by *PrepStar* . . . The No. 2 quarterback prospect in Ohio by the *Tom Lemming Report* . . .

. Named by *Buckeye Recruiting News* as the top quarterback prospect in Ohio . . . Completed 89 of 156 passes for 1,400 yards, 12 touchdowns and only five interceptions as a senior . . . Also ran for 420 yards and 11 touchdowns . . . Played linebacker and made 30 tackles with one interception, which he returned 60 yards for a touchdown . . . Completed 55 of 110 passes for 700 yards and three touchdowns as a junior, while rushing for 500 yards and seven scores . . . Started at outside linebacker as a sophomore . . . Lettered three times in football and once in baseball . . . Team captain for coach Eric Tudor at Coffman High.

**PERSONAL:** Full name is Brian James Walter Camp . . . Parents are James and Patricia Camp . . . A distant relative of Walter Camp, the father of American football . . . Born March 1, 1981 . . . Double major in Building Construction and Management . . . Named to the ACC Academic Honor Roll for 2000-01 and 2001-02.

**A backup quarterback, Brian Camp has also spent time at fullback, on special teams and as a holder.**



**Jerry  
COFFEE**  
Free Safety  
5-11, 180 - Fr. - R  
Milledgeville, Ga. **39**

**AT TECH:** Adds depth in the secondary, working at safety . . . Walk-on who joined the program in 2002 and redshirted.

**HIGH SCHOOL:** Prepped at Georgia Military College . . . Named the team's defensive player of the year as a senior . . . Four-year letterwinner and team captain for coach Derrick Allen . . . Also lettered in baseball and track . . . Wendy's High School Heisman nominee . . . An Eagle Scout and class valedictorian.

**PERSONAL:** Full name is Gerald William Coffee . . . Born Dec. 3, 1983 . . . Parents are Gerald and Clara Coffee . . . Majoring in Computer Science.

# GT tech football 2003

## PLAYER PROFILES



**George  
COOPER**

**Tight End**  
**6-5, 252 - Fr.-R**  
**Westerville, Ohio** **80**

**AT TECH:** Tight end prospect with excellent size . . . Should earn playing time as Tech graduated two players at the position . . . Redshirted in 2002.

**HIGH SCHOOL:** Second-team all-state selection who caught 20 passes for 420 yards as a senior . . . Also played defensive end and had 80 tackles and eight sacks . . . Added 17 receptions for 380 yards, 40 tackles and four sacks as a junior . . . Named conference player of the year . . . Ranked the No. 46 prospect on *SuperPrep's* Midwest 142 . . . Rated the No. 11 tight end in the nation in *SuperPrep's* preseason edition . . . Ranked the No. 16 tight end prospect in the nation by *Student Sports Magazine* . . . Received the "Service Above Self" award from the Westerville Rotary Club . . . Team captain for coach Bob Cavin at Westerville North High School . . . Lettered three times in football and three times in basketball.

**PERSONAL:** Full name is George Fitzgerald Cooper . . . Born March 19, 1984 . . . Parents are George and Michelle Cooper . . . Father played football at Ohio State . . . Majoring in Science, Technology and Culture.



**Jonathan  
COX**

**Cornerback ★★★**  
**5-10, 190 - Sr.**  
**Chicago, Ill.** **23**

**AT TECH:** Returning starter at cornerback . . . Tech's only starter returning in the secondary . . . Steady player whom coaches describe as a very good technician . . . Also started five games as a freshman in 2000.

**2002:** Started every game and made 51 tackles, with three tackles for loss and one sack . . . Had eight pass breakups and a fumble recovery . . . Made eight tackles, including one tackle for loss, and a pass deflection in Tech's win over Virginia . . . Career-high nine tackles versus Georgia . . . Had tackles for loss against BYU, North Carolina and Virginia . . . Made four tackles and two pass breakups while blocking a field goal in Tech's win over Duke; his blocked field goal was the first by a Yellow Jacket since 1996 . . . Had a sack and a fumble recovery to help Tech defeat North Carolina . . . Broke up two passes against Fresno State.

**2001:** Totalled 11 tackles on the season . . . Had three tackles and



**With 18 career starts, Jonathan Cox ranks as Tech's most experienced returnee in the secondary.**

a pass breakup against the Navy . . . Season-high five tackles against the Citadel . . . Missed the final two games due to a concussion.

**2000:** Started five games as a true freshman and made 25 tackles on the season . . . Saw his first action in the secondary against Florida State and had three tackles, a pass breakup and a fumble recovery . . . Made an interception against NC State . . . Season-high six tackles with two pass breakups against Wake Forest.

**HIGH SCHOOL:** Honorable mention all-America by *USA Today* . . . Rated the No. 65 prospect in the Midwest by *SuperPrep* . . . Recorded 140 tackles as a senior with four interceptions, including one returned for a touchdown . . . Had a school-record 18 tackles in one game . . . Also played wide receiver and caught 18 passes for 250 yards and seven touchdowns . . . Made 72 tackles and three interceptions as a junior, along with 500 all-purpose yards and five touchdowns . . . Two-time all-conference selection and the conference MVP as a senior . . . Coached by Jim Grannon at De La Salle, which won the Catholic League championship

# GT tech football 2003

## PLAYER PROFILES

in 1999 . . . Also lettered four years in track . . . Member of the National Honor Society.

**PERSONAL:** Full name is Jonathan Bond Cox . . . Parents are Lawrence and Beverly Cox . . . Born February 16, 1982 . . . Majoring in Psychology.

### GAME-BY-GAME STATISTICS

2002.....P-A-T	TFL	Sks	FC	FR	Int	PB
Vanderbilt†.....2-0-2	0	0	0	0	0	0
UConn†.....2-0-2	0	0	0	0	0	1
Clemson†.....0-1-1	0	0	0	0	0	1
BYU†.....3-3-6	1-1	0	0	0	0	0
North Carolina†.....1-2-3	1-3	1-3	0	1	0	0
Wake Forest†.....4-2-6	0	0	0	0	0	0
Maryland†.....6-1-7	0	0	0	0	0	0
Virginia†.....6-2-8	1-0	0	0	0	0	1
NC State†.....0-1-1	0	0	0	0	0	0
Florida State†.....0-0-0	0	0	0	0	0	0
Duke†.....3-1-4	0	0	0	0	0	2
Georgia†.....7-2-9	0	0	0	0	0	1
Fresno State†.....0-2-2	0	0	0	0	0	2

2001.....P-A-T	TFL	Sks	FC	FR	Int	PB
Syracuse.....0-1-1	0	0	0	0	0	0
Citadel.....4-1-5	0	0	0	0	0	0
Navy.....1-2-3	0	0	0	0	0	1
Clemson.....DNP						
Duke.....0-0-0	0	0	0	0	0	0
Maryland.....0-0-0	0	0	0	0	0	0
NC State.....0-1-1	0	0	0	0	0	0
North Carolina.....0-0-0	0	0	0	0	0	0
Virginia.....0-0-0	0	0	0	0	0	0
Wake Forest.....1-0-1	0	0	0	0	0	0
Georgia.....0-0-0	0	0	0	0	0	0
Florida State.....DNP - Injured						
Stanford.....DNP - Injured						

2000.....P-A-T	TFL	Sks	FC	FR	Int	PB
UCF.....0-0-0	0	0	0	0	0	0
Florida State.....2-1-3	0	0	0	1	0	1
Navy†.....5-0-5	0	0	0	0	0	0
NC State†.....2-0-2	0	0	0	0	1-0	1
North Carolina†.....2-1-3	0	0	0	0	0	0
Wake Forest†.....5-1-6	0	0	0	0	0	2
Duke†.....4-1-5	0	0	0	0	0	0
Clemson.....0-0-0	0	0	0	0	0	0
Virginia.....0-0-0	0	0	0	0	0	0
Maryland.....1-0-1	0	0	0	0	0	0
Georgia.....0-0-0	0	0	0	0	0	0
LSU#.....0-0-0	0	0	0	0	0	0

### CAREER STATISTICS

Year.....G-GS	P-A	Total	TFL	Sck	FC	FR	Int	PB
2000.....11-5	21-4	25	0-0	0-0	0	1	1-0	4
2001.....10-0	6-5	11	0-0	0-0	0	0	0-0	1
2002.....13-13	34-17	51	3-4	1-3	0	1	0-0	8
Total.....34-18	61-26	87	3-4	1-3	0	2	1-0	13

### CAREER HIGHS

Tackles: 9 vs. Georgia, 2002

Interception: 1 vs. NC State, 2000

PB: 2 vs. Wake Forest, 2000; Duke, 2002; Fresno State, 2002



**Nate  
CURRY**

Wide Receiver ★★  
5-10, 190 - Jr. - R  
Miami, Fla.

**5**

**AT TECH:** Speedy wideout who is expected to be a starter this fall after battling injury the last two years . . . Stated as a starter in 2001 before missing the season with a knee injury . . . Sustained a torn anterior cruciate ligament in his left knee in preseason drills in August of 2001 . . . Had a setback in June, 2002, when he broke his left kneecap and was not at full speed.



**Nate Curry caught 22 passes for 298 yards as a freshman in 2000.**

# GT tech football 2003

## PLAYER PROFILES

**2002:** Missed the first four games of the season before seeing his first action against North Carolina . . . Caught one pass with a seven-yard completion against NC State in his only start of the season . . . Also carried the ball once against the Wolfpack for an eight-yard gain.

**2000:** Did not catch his first pass until the fifth game but finished as Tech's fifth-leading receiver . . . Caught 22 passes for 298 yards and two touchdowns . . . Had his best game of the season against Virginia with eight receptions for 98 yards, including an 18-yard touchdown catch . . . Also had a nine-yard touchdown reception against Wake Forest . . . Had a 28-yard reception against Georgia on Tech's first touchdown drive . . . Had 16 catches for 227 yards in the final four games . . . Longest reception was a 33-yarder against North Carolina on his first catch of the season . . . Carried the ball three times for 17 yards . . . Also returned two kickoffs with a 21-yard return against Navy and a 20-yarder against NC State.

**HIGH SCHOOL:** Rated the No. 39 player in Florida by *SuperPrep* and the No. 59 player in the state by Florida Prep Football . . . Named to Florida's Fabulous Fifty by Florida Bluechips Report . . . Received a 9.50 rating from Jeff Whitaker's *Deep South Football* . . . Played running back at Monsignor Pace High and rushed for 1,000 yards and 10 touchdowns as a senior . . . Gained 1,400 yards rushing and scored 18 touchdowns as a junior . . . Rushed for 298 yards and five touchdowns in a playoff game as a junior . . . Honorable mention all-state and first-team all-county selection . . . Wendy's High School Heisman nominee . . . State champion in the 100 meters as a junior . . . Coached by Joe Zaccheo . . . National Honor Society member.

**PERSONAL:** Full name is Nathaniel Tyrone Curry . . . Born March 11, 1982 . . . Parents are Nathaniel, Sr. and Bettie Davis Curry . . . Majoring in Building Construction . . . Football team representative on the Georgia Tech Student-Athlete Advisory Board.

### GAME-BY-GAME STATISTICS

2002.....	Rec	Yds	TD	LP	Rush	Yds	TD	LP	TD
North Carolina.....	0	0	0	0	0	0	0	0	
Wake Forest .....	0	0	0	0	0	0	0	0	
Maryland.....	0	0	0	0	0	0	0	0	
Virginia.....	0	0	0	0	0	0	0	0	
NC State†.....	1	7	0	7	1	8	0	8	
Florida State .....	0	0	0	0	0	0	0	0	
Duke.....	0	0	0	0	0	0	0	0	
Georgia .....	0	0	0	0	0	0	0	0	
Fresno State.....	0	0	0	0	0	0	0	0	
2000.....	Rec	Yds	TD	LP	Rush	Yds	TD	LP	TD
UCF.....	0	0	0	0	0	0	0	0	
Florida State .....	0	0	0	0	0	0	0	0	
Navy.....	0	0	0	0	0	0	0	0	
NC State.....	0	0	0	0	0	0	0	0	
North Carolina†.....	4	55	0	33	1	2	0	2	
Wake Forest .....	2	16	1	9	1	6	0	6	9
Duke.....	0	0	0	0	1	9	0	9	
Clemson.....	4	37	0	11	0	0	0	0	
Virginia†.....	8	98	1	18	0	0	0	0	18
Maryland.....	3	64	0	29	0	0	0	0	
Georgia .....	1	28	0	28	0	0	0	0	
LSU#.....	2	25	0	20	1	4	0	4	

TOUCHDOWNS: 9WF, 18VA

### CAREER STATISTICS

Receiving.....	G-GS	Rec	Yds	Avg	TD	LP
2000.....	11-2	22	298	13.5	2	33
2001.....	INJURED					
2002.....	9-1	1	7	7.0	0	7
Total.....	21-3	23	305	13.3	2	33
Rushing.....	G-GS	Att	Yds	Avg	TD	LP
2000.....	11-2	3	17	5.7	0	9
2001.....	INJURED					
2002.....	9-1	1	8	8.0	0	8
Total.....	20-3	4	25	6.3	0	9
Kickoff Returns.....	G	Att	Yds	Avg	TD	LP
2000.....	11	2	41	20.5	0	21

### CAREER HIGHS

Rec: 8 vs. Virginia, 2000 (98 yds)  
 Rec Yards: 98 vs. Virginia, 2000 (8 rec)  
 Long: 33 vs. North Carolina, 2000  
 TD Receiving: 1 vs. Wake Forest, 2000; Virginia, 2000



**P.J.**  
**DANIELS**  
 Running Back ★  
 5-10, 205 - So.-R  
 Houston, Texas **45**

**AT TECH:** Young tailback who will compete for the starting job this fall . . . Former walk-on who earned a scholarship after last season.

**2002:** Tech's fourth-leading rusher with 72 carries for 255 yards and two touchdowns . . . Also caught five passes for 57 yards . . . Named ACC Rookie of the Week for his performance in Tech's win over Virginia . . . Rushed for 95 yards on 21 carries against the Cavaliers, including a one-yard touchdown run, while catching two passes for 17 yards . . . Gained 63 yards on 14 attempts against Florida State . . . Saw his first significant action against Maryland, when he carried 10 times for 23 yards, scoring Tech's only touchdown on a one-yard run . . . Averaged 21.3 yards on 11 kickoff returns, including a 59-yarder against Wake Forest . . . Redshirted in 2001.

**HIGH SCHOOL:** All-district selection at Elsie High School . . . Four-year letterwinner and team MVP as a senior for coach Bill Barron . . . Rushed for 1,600 yards as a senior . . . Played in the Houston North-South All-Star Game . . . Had an 80-yard run in a playoff game at the Houston AstroDome.

**PERSONAL:** Full name is Prince Ahadzie Daniels, Jr. . . . Son of Prince Daniels and Jo-Ann Keys . . . Born December 21, 1982 . . . Majoring in Management

# GT tech football 2003

## PLAYER PROFILES

**P.J. Daniels** was named **ACC Rookie of the Week** after rushing for 95 yards against Virginia.



### GAME-BY-GAME STATISTICS

2002.....	Rush	Yds	TD	LP	Rec	Yds	TD	LP	KOR	Yds	LP
Vanderbilt.....	9	26	0	6	0	0	0	0	0	0	0
Connecticut.....	0	0	0	0	0	0	0	0	0	0	0
Clemson.....	DNP										
BYU.....	0	0	0	0	0	0	0	0	0	0	0
North Carolina.....	0	0	0	0	0	0	0	0	1	26	26
Wake Forest.....	0	0	0	0	0	0	0	0	2	80	59
Maryland.....	10	23	1	7	1	19	0	19	1	23	23
Virginia.....	21	95	1	14	2	17	0	14	0	0	0
NC State.....	8	15	0	5	0	0	0	0	0	0	0
Florida State.....	14	63	0	25	1	11	0	11	1	22	22
Duke.....	6	17	0	9	0	0	0	0	0	0	0
Georgia.....	4	16	0	8	1	10	0	10	6	83	29
Fresno State.....	0	0	0	0	0	0	0	0	0	0	0

### CAREER STATISTICS

Rushing.....	G-GS	Att	Yds	Avg	TD	LP
2002.....	12-0	72	255	3.5	2	25
Receiving.....	G	Rec	Yds	Avg	TD	LP
2002.....	12	5	57	11.4	0	19
KO Returns.....	G	KR	Yds	Avg	TD	LP
2002.....	12	11	234	21.3	0	59

### CAREER HIGHS

**Rushing Attempts:** 21 vs. Virginia, 2002 (95 yds)  
**Yards Rushing:** 95 vs. Virginia, 2002 (21 att)  
**Long:** 25 vs. Florida State, 2002  
**Receptions:** 2 vs. Virginia, 2002 (17 yds)  
**Yards Receiving:** 19 vs. Maryland, 2002 (1 rec)  
**Long:** 19 vs. Maryland, 2002  
**KO Returns:** 6 vs. Georgia, 2002 (83 yds)  
**KOR Yards:** 83 vs. Georgia, 2002 (6 ret)  
**Long:** 59 vs. Wake Forest, 2002



**Dennis**  
**DAVIS**

**Cornerback ★★**  
**6-0, 185 - Jr.**  
**Ateo, N.J.**

**25**

**AT TECH:** Speedy cornerback and special teams contributor who is one of the Jackets' fastest players . . . Earned all-Atlantic Coast Conference as a member of the Tech track team.

**2002:** Credited with nine tackles in 2002, primarily on special teams . . . Made three tackles against Vanderbilt . . . Saw limited action as a reserve and on special teams as a true freshman in 2001, when he played in four games and made three tackles . . . Had two tackles against the Citadel and one versus Navy.

**TRACK:** Placed second in the 200 meters (21.84) at the 2003 ACC Indoor Track & Field Championships to earn all-conference honors . . . Finished fifth in the 60 meters (6.85) . . . Also placed fifth in the 60-meter dash at the 2002 Indoor Championships . . . In the 2002 outdoor season, he posted top times of 10.73 in the 100 meters and 21.91 in the 200 meters . . . Did not compete in the 2003 outdoor season.

**HIGH SCHOOL:** All-state cornerback who was named South Jersey Defensive Player of the Year by the *Newark Star Ledger* and *Philadelphia Inquirer* . . . Two-time all-South Jersey and three-time all-conference selection . . . Rated the No. 14 cornerback in the nation by Rivals.com and one of the nation's Top 25 receivers by Tom Lemming . . . One of *SuperPreps'* Top 285 prospects in the nation . . . Named All-Eastern Region Super 30 by *Prep Star* . . . Led South Jersey and was fifth in the state in scoring with 24 touchdowns (17 rushing and seven receiving) . . . Totalled 1,400 all-purpose yards as a running back, receiver and kick returner . . . Had six interceptions and six pass breakups . . . Coached by Derryk Sellers at Edgewood Regional High . . . 1999 state champion in the 100 meters . . . Anchored the top U.S. 4x100-meter relay team at the 2000 Penn Relays . . . Two-time South Jersey Sprinter of the Year.

**PERSONAL:** Full name is Dennis Lamont Davis, Jr. . . . Son of Dennis, Sr., and Carolyn Davis . . . Born November 24, 1982 . . . Majoring in Management . . . Named to the ACC Academic Honor Roll for 2001-02.

### CAREER STATISTICS

Year.....	G-GS	P-A	Total	TFL	Sck	FC	FR	Int	PB
2001.....	4-0	3-0	3	0	0	0	0	0	0
2002.....	13-0	8-1	9	0	0	0	0	0	0
Total.....	17-0	11-1	12	0	0	0	0	0	0

### CAREER HIGHS

**Tackles:** 3 vs. Vanderbilt, 2002

**Dennis Davis was the ACC runner-up in the indoor 200 meters in 2003.**

# GT tech football 2003

## PLAYER PROFILES



**Jimmy  
DIXON**

Fullback ★★  
6-1, 220 - Jr.-R  
Arlington, Texas **47**

**AT TECH:** Former tailback who now plays fullback . . . Was Tech's top returnee at the position entering spring practice but suffered a broken ankle . . . Expected to be ready for the fall.

**2002:** Did not carry the ball but caught two passes for eight yards . . . Had a seven-yard reception against Duke and a one-yarder versus Vanderbilt.

**2001:** Played in three games and scored four touchdowns . . . Carried the ball 22 times for 76 yards . . . Rushed for 41 yards on 12 carries and scored three times against Navy on runs of one, one and two yards . . . Also scored a one-yard touchdown against the Citadel and gained 30 yards on nine attempts . . . Redshirted in 2000.

**HIGH SCHOOL:** Honorable mention all-America by *USA Today* . . . The 5A Offensive Player of the Year in Texas by Fox Sports Net . . . Also named Offensive Player of the Year by the *Fort-Worth Star Telegram*, *Arlington Star-Telegram* and *Dallas Morning News* . . . First-team all-state by the Associated Press Sports Editors and the Texas Sports Writers Association . . . Among running backs he was rated No. 2 in the nation by Max Emfinger and No. 5 by RivalNet . . . Ranked the No. 16 prospect in Texas by *Lone Star Recruiting's* Hot 99 List . . . Listed among the South's Top 100 by Bill Buchalter of the *Orlando Sentinel* . . . *PrepStar* all-America . . . Led the state in rushing with 2,529 yards on 298 carries with 28 touchdowns . . . Averaged 8.4 yards per carry . . . Had two 300-yard games and five straight games with at least 200 yards rushing . . . Broke 17 city rushing records . . . Rushed for 937 yards as a junior . . . Coached by I.C. Little.

**PERSONAL:** Full name is Jimmy Dixon . . . Mother is Sydney Dixon of Detroit, Mich. . . Born April 26, 1982 . . . Majoring in Management.

### GAME-BY-GAME STATISTICS

2001.....	Rush	Yds	TD	LP	Rec	Yds	TD	LP
Citadel.....	9	30	1	11	0	0	0	0
Navy.....	12	41	3	9	0	0	0	0
Virginia.....	1	5	0	5	0	0	0	0

TOUCHDOWNS: 1CIT, 2NA, 1NA, 2NA

### CAREER STATISTICS

Year.....	G	Att	Yds	Avg	TD	LP	Rec	Yds	Avg	TD	LP
2001.....	3	22	76	3.5	4	11	0	0	0.0	0	0
2002.....	12	0	0	0.0	0	0	2	8	4.0	0	7
Total.....	15	22	76	3.5	4	11	2	8	4.0	0	7



**Jimmy Dixon  
scored three  
touchdowns vs.  
Navy in 2001.**

### CAREER HIGHS

Att: 12 vs. Navy, 2001  
Yards Rushing: 41 vs. Navy, 2001  
Long: 11 vs. Citadel, 2001  
TD: 3 vs. Navy, 2001



**Nat  
DORSEY**

Tackle ★★  
6-6, 324 - Jr.  
New Orleans, La. **70**

**AT TECH:** All-America candidate on the offensive line after earning all-ACC honors the last two years . . . Tech's starting left tackle and the Yellow Jackets' largest player . . . Rated the No. 5 offensive tackle in the nation *The Sporting News 2003 College Football Yearbook* . . . Tabbed preseason first-team all-ACC by *The Sporting News* and *Lindy's College Football Annual* . . . Named to the preseason watch lists for the Outland Trophy and the Rotary Lombardi Award.

# GT tech football 2003

## PLAYER PROFILES



**Nat Dorsey is on the preseason watch lists for the Outland Trophy and the Rotary Lombardi Award.**


**2002:** Earned all-Atlantic Coast Conference honors for the second straight year, making the second-team . . . Missed the Florida State and Duke games with an injured left shoulder . . . Tabbed to the Mid-Season All-America team by CNN-SI.com.

**2001:** First-team all-Atlantic Coast Conference selection as a true freshman . . . First-team freshman all-America by *The Sporting News* . . . Massive offensive lineman who earned a starting role at left tackle . . . The first freshman to be named first-team all-ACC since North Carolina cornerback Dré Bly in 1996 and the first true freshman on the first team since Clemson's Anthony Simmons in 1995 . . . One of only two true freshmen linemen in the nation to make first-team all-conference, along with Oklahoma defensive tackle Tommie Harris . . . Moved into the starting lineup in the fourth game of the season . . . Had an outstanding performance against North Carolina in which he helped limit the Tar Heels' all-America defensive end Julius Peppers to just two tackles.

**HIGH SCHOOL:** Rated the No. 21 prospect in Louisiana by *SuperPrep* . . . First-team all-state by *Louisiana Football Magazine* . . . Ranked among the Louisiana Top 30 by the *New Orleans Times Picayune*

. . . Named to Max Emfinger's Louisiana Elite 85 . . . All-district, all-Orleans Parish, all-metro and all-Catholic Elite League . . . Recorded 71 pancake blocks as a senior and 57 as a junior . . . Only allowed two sacks over two seasons . . . Prepped at St. Augustine High School.

**PERSONAL:** Full name is Nathaniel Willie Dorsey, III . . . Parents are Nathaniel and Arjell Dorsey . . . Born September 9, 1983 . . . Majoring in Management.



**Andrew  
ECONOMOS**


**Snapper ★  
6-1, 215 - Jr. - R  
Atlanta, Ga.**

**68**

**AT TECH:** Returns for his second year Georgia Tech's long-snapper on punts and placements . . . Recovered a fumbled punt by NC State's Jericho Cotchery in Tech's win over the eighth-ranked Wolfpack . . . Earned the job in the spring of 2002 . . . Originally joined the program as a walk-on in 2000 but did not play football in 2001.

**HIGH SCHOOL:** Three-sport letterwinner in football, basketball and baseball at Marist School . . . Earned all-county honors in football and baseball as a senior . . . Played defensive end and linebacker for coach Alan Chadwick . . . Member of 2000 state championship basketball team.

**PERSONAL:** Full name is Andrew John Economos . . . Born June 3, 1980 . . . Parents are John and Colleen Economos . . . Older brother Steve briefly played on the basketball and baseball teams at Georgia Tech . . . Brother Nick played baseball at the College of Charleston and younger brother Mike plays football at Georgia Southern . . . Majoring in Management . . . Named to the ACC Academic Honor Roll for 2001-02.



**Ajenavi  
EZIEMEFE**

**Running Back ★  
6-1, 225 - So.  
New Orleans, La.**

**28**

**AT TECH:** Powerful running back who is Tech's top returning rusher . . . Pressed into service as a true freshman last fall due to injuries at the tailback position . . . Primarily a between-the-tackles runner with good size and strength . . . Good receiver out of the backfield.

**2002:** Tech's third-leading rusher with 282 yards on 70 attempts . . . Scored two touchdowns . . . Saw his first action against BYU in the fourth


# GT tech football 2003

## PLAYER PROFILES

game of the season . . . Had nine carries for 25 yards against the Cougars, including a one-yard touchdown run in the third quarter . . . Made his first start one week later against North Carolina and rushed for 136 yards and a touchdown on 32 carries . . . Named ACC Rookie of the Week for his efforts against the Tar Heels . . . Caught his only pass against Maryland with a 12-yard completion . . . Suffered a sprained ankle against the Terrapins that limited his effectiveness for several weeks.

**HIGH SCHOOL:** The No. 16 prospect on *SuperPrep's* Louisiana 45 list . . . Named to the *Atlanta Journal-Constitution's* Super Southern 100 . . . Second-team all-state as a senior, when he rushed for 756 yards and 13 touchdowns . . . Three-time all-district selection . . . Team captain for coach Don Wattigny at Edna Karr High School, which also produced current Yellow Jacket Eric Henderson.

**PERSONAL:** Full name is Ajenavi Christopher Ezimefe . . . Name pronounced ah-juh-NAH-vee eh-ZEM-eh-fee . . . First name means "Let this child live" in Nigerian . . . Nicknamed "Ace," which comes from his initials . . . Parents are Carolyn Ezimefe of New Orleans, La., and Godslove Ezimefe of Jacksonville, Fla. . . . Born June 26, 1984 . . . Majoring in Management.



Ajenavi "Ace" Ezimefe rushed for 136 yards at North Carolina in his first collegiate start. He was named ACC Rookie of the Week.

### GAME-BY-GAME STATISTICS


2002.....	Rush	Yds	TD	LP	Rec	Yds	TD	LP	TD
BYU .....	9	25	1	6	0	0	0	0	1
North Carolina†.....	32	136	1	19	0	0	0	0	1
Wake Forest‡ .....	11	47	0	17	0	0	0	0	
Maryland.....	5	16	0	21	1	12	0	12	
Virginia.....	2	12	0	8	0	0	0	0	
NC State.....	7	8	0	3	0	0	0	0	
Florida State .....		DNP							
Duke.....	0	0	0	0	0	0	0	0	
Georgia .....	1	0	0	0	0	0	0	0	
Fresno State.....	3	38	0	24	0	0	0	0	

### CAREER STATISTICS

Rushing...G-GS	Att	Yds	Avg	TD	LP	Rec	Yds	TD	LP
2002.....9-2	70	282	4.0	2	24	1	12	0	12

### CAREER HIGHS

Att: 32 vs. North Carolina, 2002  
Yards Rushing: 136 vs. North Carolina, 2002  
Long: 24 vs. Fresno State, 2002  
TD: 1, vs. BYU, 2002; North Carolina, 2002  
Receptions: 1 vs. Maryland, 2002  
Yards Receiving: 12 vs. Maryland, 2002  
Long: 12 vs. Maryland, 2002



**Garren  
FINDLAY**

Guard  
6-5, 290 - Sr. - R  
North Logan, Utah **78**

**AT TECH:** Backup on the offensive line . . . Has not seen any game action . . . Former junior college standout who enrolled at Tech in 2001.


**JUNIOR COLLEGE/HIGH SCHOOL:** First-team all-conference and all-region selection at Snow College in Ephraim, Utah . . . The No. 55 junior college prospect in the nation by Max Emfinger . . . Helped Snow to a 7-3 record in 2000 . . . Began his career at Snow in 1996, when the Badgers finished as the No. 4 team in the NJCAA with a 10-1 record . . . Served a religious mission before returning to Snow in 2000 . . . All-state performer at Sky View High.

**PERSONAL:** Full name is Mark Garren Findlay . . . Born May 11, 1978 . . . Parents are Mark and Susan Findlay . . . Majoring in Chemical Engineering.



# GT tech football 2003

## PLAYER PROFILES




**Jay  
FORESTER**  
Linebacker  
5-10, 200 - Fr.-R  
Ft. Lauderdale, Fla. **61**

**AT TECH:** Walk-on who adds depth at middle linebacker . . . Joined the program in 2002 and took a redshirt year.

**HIGH SCHOOL:** Three-year letterwinner at Westminster Academy in Fort Lauderdale, Fla. . . Also lettered in track . . . Member of the National Honor Society.

**PERSONAL:** Full name is Samuel Johnson Forester . . . Born July 5, 1983 . . . Parents are Sam and Jan Forester . . . Majoring in Economics.



**John Paul  
FOSCHI**  
Tight End ★★★  
6-4, 270 - Sr.  
Glen Head, N.Y. **89**


**AT TECH:** The Jackets' top returnee at tight end who should be one of the leaders of the Tech offense . . . Has also played fullback at times during his career . . . Career totals of 17 receptions for an 11.3-yard average and two touchdowns.

**2002:** Caught nine passes for 75 yards with two touchdowns . . . Scored the tying touchdown in the fourth quarter of Tech's win at eighth-ranked NC State on a two-yard reception . . . Also caught a touchdown pass against Clemson . . . Had two catches each against Connecticut, Clemson and Wake Forest.

**2001:** Backup tight end who missed the final three regular season games after breaking a bone in his right eye socket . . . Had four receptions for 59 yards on the season . . . Caught three passes for 54 yards, including a career-best 31-yard completion against the Citadel . . . Added a five-yard reception against Navy.

**2000:** Earned playing time as a true freshman . . . Caught four passes for 58 yards, a 14.5-yard average . . . Had two catches for 29 yards against Virginia, one of 11 Jackets who caught at least one pass in the game . . . First reception was a 25-yard completion against Wake Forest.

**HIGH SCHOOL:** *SuperPrep* all-America who was rated the No. 14 tight end in the nation and the No. 4 prospect in New York by the magazine . . . Ranked No. 21 nationally among tight ends and No. 145 overall by Tom Lemming . . . All-America by *PrepStar* . . . Caught 18



**A Building Construction major, John Paul Foschi worked as an intern on the renovation of Bobby Dodd Stadium in the summer of 2001.**

passes for 250 yards and two touchdowns as a senior . . . Also made 45 tackles and 12 sacks on defense . . . Added 22 receptions for 330 yards and three scores as a junior . . . Selected to Governor's Bowl all-star team (New York vs. New Jersey) . . . Coached by Bill Basel at Chaminade, which captured the New York Catholic High School Championship his junior year . . . Lettered four years in football and four in basketball . . . Also earned first-team all-Catholic League honors in basketball . . . Member of the National Honor Society.

**PERSONAL:** Full name is John Paul Marino Foschi (pronounced FAH-shee) . . . Born May 19, 1982 . . . Parents are Robert and Margaret Foschi . . . Sisters Pam (Boston College) and Jessica (Stanford) swam collegiately . . . Majoring in Building Construction.

# GT tech football 2003

## PLAYER PROFILES

### GAME-BY-GAME STATISTICS

2002.....	Rec	Yds	TD	LP
Vanderbilt.....	0	0	0	0
Connecticut.....	2	23	0	17
Clemson†.....	2	14	1	7
BYU.....	0	0	0	0
North Carolina†.....	0	0	0	0
Wake Forest†.....	2	20	0	13
Maryland†.....	1	4	0	4
Virginia.....	0	0	0	0
NC State.....	1	2	1	2
Florida State.....	0	0	0	0
Duke†.....	0	0	0	0
Georgia.....	1	12	0	12
Fresno State†.....	0	0	0	0

2001.....	Rec	Yds	TD	LP
Syracuse†.....	0	0	0	0
The Citadel†.....	3	54	0	31
Navy.....	1	5	0	5
Clemson.....	0	0	0	0
Duke.....	0	0	0	0
Maryland.....	0	0	0	0
NC State†.....	0	0	0	0
North Carolina.....	0	0	0	0
Virginia.....	0	0	0	0
Wake Forest.....	DNP – Injured			
Georgia.....	DNP – Injured			
Florida State.....	DNP – Injured			
Stanford#.....	0	0	0	0


2000.....	Rec	Yds	TD	LP
UCF.....	0	0	0	0
Florida State.....	0	0	0	0
Navy.....	0	0	0	0
NC State.....	0	0	0	0
North Carolina.....	0	0	0	0
Wake Forest.....	1	25	0	25
Duke.....	0	0	0	0
Clemson.....	1	4	0	4
Virginia.....	2	29	0	23
Maryland.....	DNP-Injured			
Georgia.....	0	0	0	0
LSU#.....	0	0	0	0

### CAREER STATISTICS

Receiving.....	G-GS	Rec	Yds	Avg	TD	LP
2000.....	10-0	4	58	14.5	0	25
2001.....	9-3	4	59	14.8	0	31
2002.....	13-6	9	75	8.3	2	17
Total.....	32-9	17	192	11.3	2	31

### CAREER HIGHS

Receptions: 3 vs. The Citadel, 2001  
Yards Receiving: 54 vs. The Citadel, 2001  
Long: 31 vs. The Citadel, 2001




**Keyaron  
FOX**

Linebacker ★★★  
6-3, 220 - 5r.  
Atlanta, Ga.

**54**

**AT TECH:** Standout outside linebacker with excellent speed and big-play ability . . . An all-star candidate in 2003 . . . Can play either outside linebacker position . . . Tech's most versatile defender who has also lined up at defensive end in nickel packages . . . Career total of 221 tackles with 22 tackles for loss and 11 pass breakups.

**2002:** Tech's third-leading tackler with 92 hits, despite missing time with a sprained ankle . . . Recorded 13 tackles for loss, three sacks, six



**Keyaron Fox was named ACC Defensive Lineman of the Week for his performance against Duke last fall.**

# GT tech football 2003

## PLAYER PROFILES

pass breakups, an interception, one forced fumble and one fumble recovery . . . Named ACC Defensive Lineman of the Week after an outstanding performance in Tech's win over Duke with eight tackles, two tackles for loss, a sack, a fumble recovery and an interception, which he returned 35 yards . . . Had a career-high 16 tackles with two tackles for loss and a forced fumble against Fresno State in the Silicon Valley Classic . . . Made 10 tackles with three tackles for loss against Clemson . . . Collected 10 tackles, two tackles for loss with one sack, and a pass breakup in win over UNC . . . Made tackles versus Wake Forest with two tackles for loss . . . Suffered a high sprain in his left ankle early against Maryland and was lost for that game as well as the following contest against Virginia . . . Also sat out the second half of the Georgia game when he re-injured his left ankle.

**2001:** Tech's second-leading tackler with 95 hits . . . Had eight tackles for loss and two sacks, plus four pass breakups and three quarterback hurries . . . Career-high 16 tackles against Florida State, highlighted by a sack for a 16-yard loss . . . Made 10 tackles against North Carolina with three tackles for loss . . . Also had 10 tackles against Clemson with two tackles for loss, including one sack . . . Added 10 tackles and a pass breakup against Georgia . . . Named Tech's Most Improved Defensive Player.

**2000:** Suffered a broken left arm against North Carolina and missed three games, but was able to return for the final three contests, playing with a cast . . . Broke the radius in his left arm . . . Made five tackles and a fumble recovery against Virginia in his first game back . . . Followed with an excellent game in Tech's win at Maryland with a season-best 12 tackles . . . Had a tackle for loss in the Jackets' win at Georgia . . . Finished the season with 34 tackles . . . Added seven hits and one tackle for loss against LSU in the Chick-fil-A Peach Bowl.

**HIGH SCHOOL:** Rated the No. 43 prospect in Georgia by *SuperPrep* . . . Tabbed to the *Atlanta Journal-Constitution's* Top 75 in Georgia . . . Given a 9.50 rating by Jeff Whitaker's *Deep South Football* . . . Credited with 139 tackles, six interceptions, seven sacks, five caused fumbles and five fumble recoveries as a senior . . . Also caught nine passes for 400 yards . . . Collected 83 tackles, 20 sacks, eight interceptions and three fumble recoveries as a junior . . . Coached by Dallas Allen at Westlake High . . . Most Valuable Player of the Georgia-Florida All-Star Game with 10 tackles, two tackles for loss, and a pass breakup and caused a fumble that was returned for a touchdown.

**PERSONAL:** Full name is Keyaron James Fox . . . First name pronounced key-AIR-un, but goes by Fox . . . Born January 24, 1982 . . . Parents are James and June Fox . . . Majoring in Management.

### GAME BY GAME STATISTICS

2002.....	P-A-T	TFL	Sck	FC	FR	Int	PB
Vanderbilt†.....	2-3-5	0-0	0-0	0	0	0	1
UConn†.....	2-1-3	0-0	0-0	0	0	0	0
Clemson†.....	9-1-10	3-9	0-0	0	0	0	0
BYU†.....	3-3-6	1-1	0-0	0	0	0	0
UNC†.....	5-5-10	2-4	1-3	0	0	0	1
Wake†.....	7-8-15	2-2	0-0	0	0	0	0
Maryland†.....	1-0-1	0-0	0-0	0	0	0	0
Virginia†.....	DNP - Injured						
NC State†.....	4-0-4	0-0	0-0	0	0	0	2
Florida State†.....	3-5-8	1-4	0-0	0	0	0	1
Duke†.....	3-5-8	2-4	1-3	0	1-0	1-35	1
Georgia†.....	4-2-6	0-0	0-0	0	0	0	0
Fresno State†.....	6-10-16	2-13	1-12	1	0	0	1

2001.....	P-A-T	TFL	Sck	FC	FR	Int	PB	PR
Syracuse†.....	4-1-5	0	0	0	0	0	0	0
Citadel.....	5-3-8	0	0	1	0	0	0	0
Navy.....	4-3-7	0	0	0	0	0	1	0
Clemson†.....	7-3-10	2-6	1-4	0	0	0	0	0
Duke†.....	4-3-7	0	0	0	0	0	1	0
Maryland†.....	4-2-6	0	0	0	0	0	0	1
NC State†.....	7-0-7	1-6	0	0	0	0	0	1
North Carolina†.....	5-5-10	3-7	0	0	0	0	0	0
Virginia†.....	4-1-5	0	0	0	0	0	1	1
Wake Forest†.....	6-1-7	1-3	0	0	0	0	0	0
Georgia†.....	3-7-10	0	0	0	0	0	1	1
Florida State†.....	7-6-13	1-16	1-16	0	0	0	0	0
Stanford†#.....	4-3-7	1-3	1-3	0	0	0	0	0

2000.....	P-A-T	TFL	Sck	FC	FR	Int	PB	PR
UCF.....	1-0-1	0	0	0	0	0	0	0
Florida State.....	1-0-1	0	0	0	0	0	0	0
Navy.....	5-1-6	0	0	0	0	0	1	0
NC State.....	0-0-0	0	0	0	0	0	0	0
North Carolina.....	3-1-4	0	0	0	0	0	0	0
Wake Forest.....	DNP-Injured							
Duke.....	DNP-Injured							
Clemson.....	DNP-Injured							
Virginia.....	3-3-6	0	0	0	1	0	0	0
Maryland.....	7-5-12	0	0	0	0	0	0	0
Georgia.....	2-2-4	1-2	0	0	0	0	0	0
LSU#.....	6-1-7	1-1	0	0	1	0	1	0

### CAREER STATISTICS

Year.....	G-GS	P-A	Tkl	TFL	Sck	FC	FR	Int	PB
2000.....	8-0	22-12	34	1-2	0	0	1	0	1
2001.....	12-10	60-35	95	8-38	2-20	1	0	0	4
2002.....	12-12	49-43	92	13-37	3-18	1	1	1-35	7
Total.....	32-22	131-90	221	22-77	5-38	2	2	1-35	12

### CAREER HIGHS

Tackles: 16 vs. Fresno State, 2002

TFL: 3 vs. North Carolina, 2001; Clemson, 2002

PB: 2 vs. NC State, 2002

# GT tech football 2003

## PLAYER PROFILES



**Greg  
GATHERS**

**Defensive End ★★  
6-1, 270 - Sr. - R  
LaPlace, La.**

**55**

**AT TECH:** All-America defensive end who returns for a fifth year after battling a kidney ailment (minimal change disorder) in 2002 . . . Missed all but three games in 2002 and was granted a medical hardship for the season . . . Tried to play in Tech's first three games of 2002 but his condition sapped his strength and stamina . . . Returned for spring practice but did not participate in full contact drills.

Two-time, first-team all-Atlantic Coast Conference selection . . . Georgia Tech's career leader in quarterback sacks (31) and tackles for loss (57), which leads all active players in the Atlantic Coast Conference . . . Ranks sixth in ACC history in career sacks . . . Tied for 11th in Tech

**All-ACC defensive end Greg Gathers is Georgia Tech's career leader, and the active ACC leader, in sacks with 31 and tackles for loss with 57.**

history in career tackles by a defensive lineman . . . Preseason all-ACC selection by *The Sporting News 2003 College Football Yearbook*, *Lindy's College Football Annual* and *Athlon Sports* magazine.

**2001:** Second-team all-America selection by *Football News* and *The Sporting News* . . . Earned first-team all-ACC honors for the second straight year . . . Led the ACC with 10 sacks . . . Had 18 tackles for loss . . . Credited with 56 tackles and 31 quarterback hurries . . . Also had one pass breakup, one fumble recovery and four forced fumbles . . . Named ACC Defensive Lineman of the Week after recording eight tackles, two sacks, three tackles for loss and two pressures against Duke . . . Season-high nine tackles against Clemson with four tackles for loss and two sacks . . . Also had two sacks against Navy . . . Six quarterback pressures against North Carolina.

**2000:** First-team all-Atlantic Coast Conference selection, the only Tech defender named to the first team . . . Earned second-team all-America honors from *Rivals.com* . . . Second in the ACC and tied for third in the nation with 13 sacks . . . Also second in the league in tackles for loss . . . Had a total of 20 tackles behind the line of scrimmage for minus-105 yards . . . Also had an interception, a fumble return for a touchdown, six pass breakups and 17 quarterback pressures . . . Fifth on the team in tackles with 60.

Named ACC Defensive Lineman of the Week for his performance against Navy, when he returned a fumble six yards for a touchdown and also had a career-best 10 tackles, three tackles for loss and one sack . . . Made a key interception in Tech's win over North Carolina. With UNC leading 7-0 and facing a third-and-goal at the Tech 12-yard line, Gathers dropped back into coverage and picked off Ronald Curry's pass and returned it 21 yards to the 25-yard line, leading to a Tech touchdown . . . Also had a sack, a caused fumble and a quarterback pressure against the Tar Heels, along with three tackles . . . Made nine tackles with two sacks and three tackles for loss in Tech's win at fourth-ranked Clemson . . . Also had two sacks against NC State, Wake Forest and Duke . . . Broke up three passes in the Jackets' victory at Georgia.

**1999:** Started every game as a true freshman . . . Second-team Freshman All-America by *The Sporting News* . . . Led the Jackets in sacks and tackles for loss . . . Collected seven sacks and 11 other tackles behind the line of scrimmage . . . Tech's third-leading tackler with 71 . . . Collected a season-high nine tackles, two sacks and one tackle for loss in the season opener at Navy, when he also caused and recovered a fumble . . . Had one of his best games in Tech's 31-24 overtime win over North Carolina with a sack for a seven-yard loss and then two other tackles for five yards in losses, helping the Tech defense force four consecutive three-and-outs to set the stage for the Jackets' comeback . . . On UNC's final possession of regulation, after the Tar Heels got the ball at the Tech 10-yard line, Gathers was in on the fourth-down stop that allowed the Jackets to get the ball back with 1:10 left . . . Named ACC Rookie of the Week

# GT tech football 2003

## PLAYER PROFILES

after Tech's win over Maryland in which he had six tackles and four tackles for loss while helping Tech hold the Terrapins to 89 yards rushing.

**HIGH SCHOOL:** Honorable mention all-America by *USA Today* . . . Tabbed the No. 49 prep prospect in Louisiana by *SuperPrep* in its postseason magazine . . . Rated the No. 16 defensive lineman in the SEC Region by *Prep Star* magazine in its postseason edition . . . A two-time all-state defensive lineman . . . Also a two-time all-district and all-metro selection . . . 1998 District 6-A Defensive Player of the Year . . . Collected 20 sacks as a senior and 42 in his career . . . Made 79 tackles . . . Set a school record with five sacks in a single game . . . Played for coach Ronnie Stephens of East St. John's High School . . . Lettered four times in football, three times in basketball and twice in track.

**PERSONAL:** Full name is Gregory Alexander Gathers . . . Parents are Richard and Janice Gathers . . . Born Aug. 26, 1981 in Oklahoma City, Okla. . . Majoring in Management.

**Greg Gathers is a preseason all-ACC selection by The Sporting News 2003 College Football Yearbook, Lindy's College Football Annual and Athlon Sports magazine.**

### GAME BY GAME STATISTICS

2002.....P-A-T	TFL	Sck	FC	FR	Int	PB	PR
Vanderbilt†.....1-3-4	0	0	0	0	0	0	0
UConn†.....3-0-3	1-1	1-1	0	0	0	0	0
Clemson†.....0-0-0	0	0	0	0	0	0	0
2001.....P-A-T	TFL	Sck	FC	FR	Int	PB	PR
Syracuse†.....2-2-4	2-5	0	0	0	0	0	2
Citadel†.....1-1-2	1-10	1-10	0	0	0	0	0
Navy†.....2-0-2	2-14	2-14	1	0	0	0	0
Clemson†.....6-3-9	4-11	2-3	1	0	0	0	1
Duke†.....4-4-8	3-17	2-16	0	0	0	0	2
Maryland†.....3-1-4	1-8	1-8	0	0	0	0	4
NC State†.....5-1-6	1-7	1-6	0	0	0	0	4
North Carolina†.....1-3-4	1-2	0	0	0	0	0	6
Virginia†.....1-2-3	1-7	0	0	1	0	0	4
Wake Forest†.....4-1-5	2-14	1-10	1	0	0	1	2
Georgia†.....5-1-6	0	0	0	0	0	0	3
Florida State†.....2-1-3	0	0	0	0	0	0	3
Stanford†#.....2-1-3	2-5	1-3	0	0	0	0	0
2000.....P-A-T	TFL	Sck	FC	FR	Int	PB	PR
UCF†.....6-1-7	3-18	1-14	0	0	0	0	3
Florida State†.....3-1-4	1-3	0	0	0	0	0	1
Navy†.....7-3-10	3-5	1-3	0	*1	0	0	1
NC State†.....5-1-6	2-13	2-13	0	0	0	2	2
North Carolina†.....1-1-2	1-3	1-3	1	0	1-21	1	1
Wake Forest†.....5-2-7	3-19	2-14	0	0	0	0	1
Duke†.....5-1-6	2-14	2-14	0	0	0	0	2
Clemson†.....7-2-9	3-15	2-13	0	0	0	0	1
Virginia†.....2-1-3	1-6	1-6	0	0	0	0	1
Maryland†.....2-1-3	1-9	1-9	0	0	0	0	2
Georgia†.....1-2-3	0	0	0	0	0	3	2
LSU†#.....4-2-6	3-12	1-6	0	0	0	0	4

\* Returned six yards for touchdown

1999.....Ply	P-A-T	TFL	Sck	FC	FR	Int	PB	PR
Navy†.....48	8-1-9	3-15	2-14	1	1	0	0	2
Florida State†.....38	3-3-6	0	0	0	0	0	0	0
UCF†.....52	8-1-9	1-2	0	0	0	0	0	1
Maryland†.....64	5-1-6	4-13	0	0	0	0	0	1
North Carolina†.....63	4-2-6	3-12	1-7	0	0	0	0	0
Duke†.....69	3-1-4	1-12	1-12	0	0	0	0	3
NC State†.....43	2-1-3	0	0	0	0	0	0	3
Virginia†.....71	5-2-7	2-15	0	0	0	0	0	1
Clemson†.....55	5-2-7	2-10	1-9	1	0	0	0	0
Wake Forest†.....71	5-3-8	1-6	1-6	0	0	0	0	1
Georgia†.....75	4-2-6	1-5	1-5	0	0	0	0	4
Miami†#.....53	2-1-3	1-10	1-10	0	0	0	0	1

### CAREER STATISTICS

Year.....G-GS	P-A	Tkl	TFL	Sck	FC	FR	Int	PB	PR
1999.....11-11	52-19	71	18-90	7-53	2	1	0	0	16
2000.....11-11	44-16	60	20-105	13-89	1	1	1	6	17
2001.....12-12	36-20	56	18-95	10-67	3	1	0	1	31
2002.....3-3	4-3	7	1-1	1-1	0	0	0	0	0
Total.....37-37	136-58	194	57-291	31-210	6	3	1	7	64

### CAREER HIGHS


Tackles: 10 vs. Navy, 2000

TFL: 4 vs. Maryland, 1999; Clemson, 2001

Sacks: 2 vs. eight teams

PR: 6 vs. North Carolina, 2001

PB: 3 vs. Georgia, 2000



**Venice  
GILLIAM**

**Cornerback ★  
5-10, 195-lb.  
Tallahassee, Fla.**

**27**

**AT TECH:** Reserve cornerback and special teams contributor in 2002, when he was one of five true freshmen to earn playing time . . . Played in every game and was credited with one tackle on kickoff coverage.

**HIGH SCHOOL:** Named to Florida's All-Big Bend team . . . Collected 104 tackles, including 70 solo hits, as a senior, along with five interceptions, 14 pass breakups, four caused fumbles and two fumble recoveries . . . Also had 165 return yards . . . Added 105 tackles, eight pass breakups, three forced fumbles, two fumble recoveries and two interceptions as a junior . . . Wendy's High School Heisman nominee . . . Defensive captain for coach Algie Hendrieth at Rickards High . . . Lettered three years in football, two years in baseball and once in track.

**PERSONAL:** Full name is Venice Lorenzo Thomas Gilliam . . . Born November 30, 1983 . . . Parents are Roslyn Thomas and Melvin Gilliam . . . Majoring in Management.

# GT tech football 2003

## PLAYER PROFILES



**Karl  
GRAVES**

**Defensive Back**  
5-9, 170 - Fr.-R  
Philadelphia, Pa.

**4**

**AT TECH:** Reserve in the secondary . . . Joined the program as a walk-on in 2002.

**HIGH SCHOOL:** Two-year letterwinner as a running back and defensive back at Central High School . . . All-Public League selection in track.

**PERSONAL:** Full name is Karl Jordan Graves . . . Born May 21, 1984 . . . Parents are Carl and Kimberly Graves . . . Majoring in Biology.

**HIGH SCHOOL:** Named to academic all-state football team . . . All-area selection . . . Team captain for coach Johnny Tucker at Salem High . . . Participated in football, basketball, soccer, wrestling and track.

**PERSONAL:** Full name is William Rodgers Hardy . . . Born August 18, 1980 . . . Parents are Wayne and Joanne Hardy . . . Double-major in Building Construction and Management . . . Three-year member of the ACC Academic Honor Roll.



**I-Perfection  
HARRIS**

**Cornerback**  
5-9, 175 - Fr.-R  
Staten Island, N.Y.


**11**

**AT TECH:** Secondary prospect who will compete for playing time after a redshirt year in 2002 . . . Lacks size but has good speed and athletic ability . . . Also competes for the Tech track team.

**TRACK:** Placed fifth in the long jump at the 2003 Atlantic Coast Conference Indoor Track & Field Championships with a leap of 23 feet, 6.25 inches . . . Did not compete in the outdoor season.

**HIGH SCHOOL:** Rated the No. 6 prospect in New York state by *SuperPrep* . . . Ranked among the nation's top 25 skilled athletes in *SuperPrep* preseason magazine . . . As a senior, he rushed for 1,150 yards and 10 touchdowns for a team that went undefeated and was ranked No. 10 in the nation in *USA Today's* final poll . . . Also caught nine passes for 145 yards and three more scores and had 36 tackles and four interceptions on defense . . . Coached by Dino Mangiero at Poly Prep Country Day School in Brooklyn, N.Y. . . . Track standout with personal bests of 24-feet, 8-inches in the long jump and 48-feet, 6-inches in the triple jump . . . Won the state title in the long jump as a sophomore and the prestigious Penn Relays as a junior.

**PERSONAL:** Full name is I-Perfection Harris . . . Born March 23, 1984 . . . Son of Karen Harris of Staten Island and Michael Vassell of Lawrenceville, Ga. . . Majoring in Management.



**Eric  
GRISWOLD**

**Punter**  
6-1, 195 - Fr.-R  
Marietta, Ga.

**45**

**AT TECH:** Walk-on punter who joined the program in 2002, when he redshirted.

**HIGH SCHOOL:** Two-year letterwinner as a punter and placekicker for coach Scott Jones at Kennesaw Mountain High . . . Earned all-county honors . . . Also lettered in soccer . . . Spent his first two years at Westover High in Albany, Ga.

**PERSONAL:** Full name is Eric Clayton Griswold . . . March 30, 1984 . . . Son of Guy Griswold and Sue Keenan . . . Majoring in Management.



**Will  
HARDY**

**Tackle**  
6-4, 295 - Sr.-R  
Conyers, Ga.


**69**

**AT TECH:** Backup on the offensive line who is slated behind all-America candidate Nat Dorsey at left tackle . . . Can play tackle or guard . . . Former walk-on who has earned a scholarship . . . Joined the program in 1999.

**I-Perfection Harris is one of three Tech football players who also compete in track and field. He placed fifth in the long jump at the 2003 ACC Indoor Championships.**

# GT tech football 2003

## PLAYER PROFILES



**Clay  
HARTLEY**  
Center ★★★  
6-4, 280 - Sr - R  
Greeveville, Fla. **62**

**AT TECH:** Veteran backup on the offensive line who can play center or guard . . . Enters the season at center, backing up starter Hugh Reilly . . . Played in two games in 2002 . . . Played in six games off the bench in 2000 . . . Earned a spot on the travel squad in 1999 but was redshirted.

**HIGH SCHOOL:** Ranked the No. 61 prospect in Dixie by *SuperPrep* . . . Honorable mention all-SEC Region pick by *Prep Star*, which rated him the No. 19 offensive lineman in the SEC Region . . . Named to the *Florida Times Union* "Super 11" team . . . Earned all-state, all-area and all-district honors as a senior after all-district accolades his junior year . . . Made 66 tackles and nine sacks in first five games before suffering a knee injury . . . Had 21 tackles and five sacks in a single game . . . Team captain as a senior for coach Jim Culpepper at West Nassau High . . . Lettered four times in football, baseball and weightlifting and three times in track . . . Two-time Golden Glove Award winner in baseball while finishing second in the state in weightlifting competition . . . Graduated in the top 10 in his class.

**PERSONAL:** Full name is Michael Clayton Hartley . . . Parents are Mickey and Cindy Hartley . . . Born January 29, 1981 . . . Majoring in Management.



**Jermaine  
HATCH**  
Running Back ★★  
6-2, 210 - Jr - R  
Baton Rouge, La. **6**

**AT TECH:** Backup tailback who has been slow to return to form after missing the 2001 season with a knee injury . . . Suffered a torn anterior cruciate ligament in his left knee in the summer of 2001 and underwent reconstructive surgery.

**2002:** Played in Tech's first two games off the bench . . . Season totals of 79 yards on 18 attempts (4.4-yard average) . . . Rushed 13 times for 66 yards in the season-opening win over Vanderbilt . . . Added 13 yards on five carries against Connecticut.

**2000:** Earned playing time over the second half of the season . . . Saw his first action in the backfield against Duke and then played in every game from there on . . . Finished as Tech's fourth-leading rusher 148

yards on 35 attempts (4.2 average) . . . Caught two passes for 19 yards . . . Had his best game against Virginia, when he gained 82 yards on 16 carries and also caught a 13-yard pass . . . Scored Tech's second touchdown in the Chick-fil-A Peach Bowl on a nine-yard run . . . Finished the game against LSU with 45 yards on six carries . . . Also used along with Kelly Campbell on kickoff returns, although his only returns came in the Chick-fil-A Peach Bowl, when he had two for 38 yards . . . Redshirted in 1999.

**HIGH SCHOOL:** Powerful running back who was named the No. 25 prep prospect in Louisiana by the *SuperPrep* postseason magazine . . . Ranked a 9.25 by *Deep South Football* . . . Rushed for 954 yards and 15 touchdowns while catching 30 passes for 461 yards and six more scores . . . Played for coach Dale Weiner at Catholic High School.

**PERSONAL:** Full name is Jermaine Dewayne Hatch . . . Father is Robert Smith and mother is Lisa Hatch . . . Born March 18, 1980 . . . Majoring in Management.

### GAME-BY-GAME STATISTICS

2002.....	Rush	Yds	TD	LP	Rec	Yds	TD	LP
Vanderbilt.....	13	66	0	11	0	0	0	0
UConn.....	5	13	0	5	0	0	0	0
2000.....	Rush	Yds	TD	LP	Rec	Yds	TD	LP
North Carolina.....	0	0	0	0	0	0	0	0
Wake Forest .....	0	0	0	0	0	0	0	0
Duke.....	5	21	0	8	0	0	0	0
Clemson.....	0	0	0	0	0	0	0	0
Virginia.....	16	82	0	12	1	13	0	13
Maryland.....	10	31	0	9	1	6	0	6
Georgia .....	4	14	0	8	0	0	0	0
LSU#.....	6	45	1	14	1	4	0	4

### CAREER STATISTICS

Rushing .....	G-GS	Att	Yds	Avg	YPG	TD	LP
2000.....	7-0	35	148	4.2	21.1	0	12
2001.....	INJURED						
2002.....	3-0	18	79	4.4	26.3	0	11
<hr/>							
Total.....	10-0	48	227	4.7	22.7	0	12
Receiving.....	G-GS	Rec	Yds	Avg	TD	LP	
2000.....	7-0	2	19	9.5	0	13	
2001.....	INJURED						
2002.....	3-0	0	0	0.0	0	0	
<hr/>							
Total.....	10-0	2	19	9.5	0	13	

### CAREER HIGHS

Rush Att: 16 vs. Virginia, 2000  
Yards Rushing: 82 vs. Virginia, 2000  
Long Rush: 13 vs. Virginia, 2000  
Receptions: 1 vs. Maryland, 2000; Virginia, 2000  
Yards Receiving: 13 vs. Virginia, 2000  
Long Reception: 13 vs. Virginia, 2000

# GT tech football 2003

## PLAYER PROFILES



### Eric HENDERSON

Defensive End ★  
6-3, 265 - So.-R  
New Orleans, La. **56**

**AT TECH:** Freshman all-America and all-ACC selection in 2002 . . . Started six games at defensive end but also played inside on passing downs . . . Has good quickness . . . Redshirted in 2001.

**2002:** Named to the Freshman All-America third team and Freshman All-ACC first team by *The Sporting News* . . . Tied for the team lead with 15 tackles for loss, including five sacks, also first on the squad . . . Sixth on the team in tackles with 58 . . . Also has two pass breakups and a forced fumble . . . Moved into the starting lineup beginning with the Virginia game . . . Career-best 11 tackles with two tackles for loss against Fresno State . . . Added 10 tackles with one tackle for loss against Florida State . . . Collected five tackles with three tackles for loss, including two sacks, plus a forced fumble and a pass deflection, in Tech's win over BYU . . . Had eight tackles with three tackles for loss against Wake Forest . . . Had two tackles for loss, including one sack, in the Jackets' upset of eighth-ranked NC State . . . Made a key defensive play in the fourth quarter of Tech's win over UNC, when he had a tackle for loss on third down deep in Tech territory, helping to end the Tar Heels' final threat.

**HIGH SCHOOL:** All-state, all-district and all-Metro . . . Named to Max Emfinger's Louisiana Elite 85 . . . Made 131 tackles and 13 sacks as a senior . . . Had two sacks for safeties and a fumble recovery for a touchdown . . . Credited with 132 tackles and 12 sacks as a junior, when he returned a fumble 98 yards for a score . . . Broke the school record with 16 sacks as a sophomore and also had 101 tackles and six fumble recoveries . . . Coached by Don Wattigny at Edna Karr High School, where he was a teammate of sophomore running back Ajenavi Ezimefe . . . Also lettered in basketball and baseball.

**PERSONAL:** Full name is Eric Charles Henderson . . . Born January 8, 1983 . . . Majoring in Management.

#### GAME BY GAME STATISTICS

2002.....	P-A-T	TFL	Sck	FC	FR	Int	PB
Vanderbilt.....	2-2-4	0	0	0	0	0	1
UConn.....	1-0-1	0	0	0	0	0	0
Clemson.....	0-0-0	0	0	0	0	0	0
BYU.....	2-3-5	3-11	2-10	1	0	0	1
North Carolina.....	2-0-2	1-3	0	0	0	0	0
Wake Forest .....	2-6-8	3-4	0	0	0	0	0
Maryland.....	3-0-3	2-5	0	0	0	0	0
Virginia†.....	1-2-3	0	0	0	0	0	0
NC State†.....	3-1-4	2-10	1-9	0	0	0	0
Florida State†.....	4-6-10	1-2	0	0	0	0	0
Duke†.....	2-3-5	0	0	0	0	0	0
Georgia†.....	2-0-2	1-13	1-13	0	0	0	0
Fresno State†.....	4-7-11	2-3	1-2	0	0	0	0



**Eric Henderson  
garnered freshman  
All-America and  
All-ACC honors  
in 2002.**

#### CAREER STATISTICS

Defense.....	G-GS	P-A	Tkl	TFL	Sck	FC	FR	Int	PB
2002.....	13-6	28-30	58	15-51	5-34	1	0	0	2

#### CAREER HIGHS

Tackles: 11 vs. Fresno State, 2002  
TFL: 3 vs. BYU, 2002; Wake Forest, 2002  
Sacks: 2 vs. BYU, 2002



### Craig HENSLEY

Fullback  
5-10, 200 - Fr.-R  
Ellijay, Ga. **20**

**AT TECH:** Walk-on who adds depth in the offensive backfield . . . Joined the program in 2002.

**HIGH SCHOOL:** Two-year starter and four-year letterwinner for coach Mike Thompson at Gilmer County High . . . Team MVP as a senior . . . Rushed for 754 yads and eight touchdowns as a senior and 1,376 yards and 12 scores in his career . . . Set a school-record by rushing for 100 yards in three consecutive games as a fullback . . . All-area wrestler at 189 pounds.

**PERSONAL:** Full name is Joseph Craig Hensley . . . Born August 5, 1983 . . . Parents are Joe and Mary Hensley . . . Father is a Georgia Tech graduate . . . Majoring in Civil Engineering.



# GT tech football 2003

## PLAYER PROFILES



**Hal  
HIGGINS**  
Punter-Holder ★★  
5-10, 195 - Sr. - R  
Cornelia, Ga. **13**

**AT TECH:** Returns for third season as Tech's holder on extra points and field goals . . . Will also compete for the punting duties . . . Granted a sixth year of eligibility by the NCAA after battling Hodgkin's disease in 1999-2000 . . . Took over as the holder in the first game of the 2001 season . . . Walk-on who joined the football team in the spring of 1999.

**HIGH SCHOOL:** Earned all-area honors as a punter and wide receiver at Habersham Central . . . Lettered three times in football and

four times in basketball . . . Class president and salutatorian . . . Also an Eagle Scout.

**PERSONAL:** Full name is Hal Franklin Higgins . . . Born October 26, 1979 . . . Son of Don and Sally Higgins . . . Father is the long-time mayor of Cornelia, Ga. . . Earned his bachelor's degree in Management in December of 2002, graduating with honor . . . Now enrolled in graduate school, pursuing an MBA . . . Three-year member of the ACC Academic Honor Roll.



**Hal Higgins earned his degree last fall and is now in graduate school.**

### Higgins Overcomes the Odds

**C**ollege football is filled with inspirational stories of walk-on players who battle the odds to earn playing time and contribute to their teams.

Hal Higgins, Georgia Tech's holder the last two years who will also compete for the punting job this fall, takes that a step further.

In April of 1999, just a few weeks after he joined the Tech squad as an aspiring punter, Higgins ceased to be a typical walk-on.

"I got sick right before spring practice started," recalled Higgins. "I wasn't feeling well, and one night, I was running such a high temperature but still getting cold, too, so I called the campus police and had them take me to the hospital. I stayed six days, but they never knew what was wrong. They thought I had some kind of virus. Finally, I started feeling better, and then two weeks later spring practice started."

Higgins went through 15 sessions of spring practice, competing with fellow walk-on Dan Dyke for punting duties.

"I was feeling pretty good until the last day," he said. "I got a big knot right here [pointing to his neck] that swelled up. It was the same place they had aspirated before because my lymph nodes were swollen. The aspiration had been negative, but this time took they took it out and sent it off for a biopsy, and it came back positive."

"That's when the doctor told me I had Hodgkin's disease."

Higgins admits that at the time, he had no idea what to expect.

"I didn't know what Hodgkin's disease was," he said. "I thought it was some kind of virus or something, so I was like, OK, treat me and I'm out of here. But the doctor said, no, it's a type of cancer and you need chemotherapy. He told me that it was going to be serious, but he also told me it's one of the most curable types of cancer."

Higgins dropped out of school and began chemotherapy treatments.

"It was rough," he recalled.

"I went on Thursdays every other week for about four hours. I got four different drugs. The worst part was going in the room and seeing everybody else. It was a big room full of recliners. You go pick one out, and you might sit beside a guy who's dying. It's not a very happy place."

Still, Higgins chose to focus on the positive.

"It gave me a shock, but I read up on Hodgkins," he said. "Mario Lemeiux had it, and Andres Galarraga had a form of it. So I just took a positive attitude, and told myself I'm going to get through this and try to get back to playing football."

"I always had the mindset that I wasn't going to let this win. I never thought dealing with cancer would get the best of me. I never thought, I just want to be healthy; I always wanted to play football. The whole time I thought about staying in shape and making it back as quick as I could. I always kept in my mind that I wanted to play football for Georgia Tech."

Higgins tried to stay involved with the program, working in the football office, but even that was difficult at times.

"The lowest point, besides finding out, was coming around in the fall and seeing the guys out on the field for the first time," said Higgins. "I felt like I wasn't part of the team as much any more. I wasn't in school, plus that was about my 10th or 11th treatment [out of 14], so that really starts getting you down and discouraged."

But there was a light at the end of the tunnel.

"I finished chemo in December, and then in January (2000), I got cleared by the doctor to resume physical activity," said Higgins, who dropped about 15 pounds during his illness. "I had to get checkups once every three months for that whole year, then once every six months, and now once a year."


Once he was in remission, Higgins set his sights on playing football, rejoining the team for spring practice in March of 2000. That fall, he was Tech's third punter, but did not get into a game.

"Honestly, it was the summer of 2001 when I finally felt that nothing was wrong and that I was fully recuperated and had gotten all my weight and strength back," said Higgins, a native of Cornelia, Ga.

With the punting job filled, Higgins sought another way to get on the field.

"One day in a team meeting, the coaches asked who could hold."

After what he had been through, Hal Higgins certainly wasn't afraid to raise his hand.




# GT tech football 2003

## PLAYER PROFILES



**Brad  
HONEYCUTT**

Guard ★  
6-4, 305 - So. - R  
Mesquite, Texas **72**



**Reuben  
HOUSTON**


Cornerback ★  
6-0, 195 - So. - R  
Peachtree City, Ga. **9**

**AT TECH:** Moves into a starting role at right guard after one season as a backup at tackle . . . Earned the starting berth with an excellent spring, when he was one of Tech's most improved players.

**2002:** Started one game in 2002 . . . Pressed into service when tackles Nat Dorsey and Jeremy Phillips were injured . . . Replaced Phillips against Florida State, playing the entire second half at left tackle . . . Started at left tackle the following week against Duke . . . Redshirted in 2002.

**HIGH SCHOOL:** Offensive line prospect who was rated the No. 83 player and the No. 19 offensive lineman in Texas by SuperPrep . . . Member of *Prep Star's* All-Midlands Region team . . . Second-team all-state selection . . . First-team all-area and all-district . . . Team captain for coach Steve Halpin at Mesquite High . . . Graded 91 percent for his senior season . . . Helped team to state semifinals as a junior, when he was a second-team all-district selection.

**PERSONAL:** Full name is Bradley Truett Honeycutt . . . Born July 29, 1983 . . . Parents are Truett and Kathy Honeycutt . . . Majoring in Public Policy.



**Following a strong spring, Honeycutt moves into the starting spot at right guard for 2003.**

**AT TECH:** Earn a starting berth at cornerback in the spring after playing last fall as Tech's fifth-defensive back in nickel packages . . . Was one of the Jackets' most improved players in the spring . . . Excellent athlete who is an all-ACC triple jumper on the Tech track team.

**2002:** Named to the ACC All-Freshman team by *The Sporting News* . . . Played in every game and totalled 33 tackles, with three tackles for loss, two sacks, one interception, a fumble recovery, four forced fumbles and three pass breakups . . . Made two key defensive plays to help preserve Tech's win over eighth-ranked NC State . . . With Tech leading 24-17, he ended an NC State scoring threat by recovering a fumble at the Tech 31-yard line with eight minutes left . . . After an interception gave the ball back to the Wolfpack, he batted down Philip Rivers' fourth-down pass at the Tech 28 with four minutes to play . . . Made another big play in Tech's win over North Carolina when he stripped the ball from UNC tight end Bobby Blizzard, forcing a fumble at the one-yard line and preventing a touchdown . . . Season-high eight tackles, a sack for an 11-yard loss on third down, and a pass breakup against BYU.

**TRACK:** Earned all-Atlantic Coast Conference honors with a second-place finish in the triple jump at the 2002 ACC Indoor Track and Field Championships; leaped 47 feet, 7.0 inches . . . Jumped 49 feet, 9.25 inches at the 2003 ACC Championships and placed fifth.

**HIGH SCHOOL:** Georgia AAAAA Offensive Player of the Year by the *Atlanta Journal-Constitution* . . . Member of the *AJC's* Marvelous Metro 11, Super Southern 100 and Top 50 in Georgia . . . Also named Class AAAAA Player of the Year by the *Augusta Chronicle* . . . Tabbed to Max Emfinger's Super 20 in Georgia . . . Named to the Border Wars Top 100 prospects in the South . . . Atlanta Touchdown Club Offensive Back of the Year . . . All-Southeast Region by *Prep Star* . . . Outstanding two-way player who gained 2,138 all-purpose yards and made 68 tackles and two interceptions . . . Rushed 145 times for 1,401 yards (10.4 average) and 14 touchdowns . . . Caught 21 passes for 428 yards and five scores . . . Coached by Mike Earwood at Starr's Mill High . . . Chosen for the Georgia-Florida All-Star Game . . . Two-time state champion in the triple jump, winning the AAAAA title as a senior and the AAA crown as a junior . . . Leaped 47-9 1/2 feet to win the 2001 title, but had a personal best of 48-11 3/4 at the Georgia Indoor Championships.

**PERSONAL:** Full name is Reuben James Houston . . . Parents are Luther and Patricia Houston . . . Born October 30, 1982 . . . Majoring in Management.

# GT tech football 2003

## PLAYER PROFILES



Reuben Houston was an ACC All-Freshman choice by *The Sporting News* and an all-ACC honoree in track in 2002.

### GAME-BY-GAME STATISTICS

2002.....	P-A-T	TFL	Sck	FC	FR	Int	PB
Vanderbilt.....	1-0-1	0	0	0	0	0	0
UConn.....	0-0-0	0	0	0	0	1-0	1
Clemson.....	0-0-0	0	0	0	0	0	0
BYU .....	3-5-8	1-11	1-11	0	0	0	1
North Carolina.....	4-0-4	1-11	1-11	1	0	0	0
Wake Forest .....	1-1-2	0	0	0	0	0	0
Maryland.....	2-0-2	0	0	0	0	0	0
Virginia.....	1-0-1	0	0	0	0	0	0
NC State.....	1-0-1	0	0	1	1	0	1
Florida State .....	1-3-4	0	0	0	0	0	0
Duke .....	4-1-5	0	0	1	0	0	0
Georgia .....	1-0-1	0	0	0	0	0	0
Fresno State.....	4-0-4	1-2	0	1	0	0	0

### CAREER STATISTICS

Year.....	G-GS	P-A	Tkl	TFL	Sck	FC	FR	Int	PB
2002.....	13-0	23-10	33	3-24	2-22	4	1	1-0	3

### CAREER HIGHS

Tackles: 8 vs. Brigham Young, 2002



**Jesse  
HUNDLEY**

Defensive Back  
5-9, 178 - So. - R  
Chesapeake, Va.

**40**

**AT TECH:** Joined the program as a walk-on in 2002 . . . Adds depth in the secondary.

**HIGH SCHOOL:** All-district defensive back at Western Branch High School . . . Lettered two years for coach Lew Johnston . . . Member of the National Honor Society.

**PERSONAL:** Full name is Jesse Leonardo Hundley . . . Born December 30, 1983 . . . Parents are Jesse and Sharon Hundley . . . Majoring in Management.




**Eddie  
IVERY**

Wide Receiver  
5-10, 165 - Fr. - R  
Tampa, Fla.

**36**

**AT TECH:** Will try to earn playing time at wide receiver after sitting out last season with a knee injury . . . Suffered a torn anterior cruciate ligament in the summer of 2002 and had reconstructive surgery . . . Played running back in high school.




One of the top players in Tech history, Eddie Lee Ivery, Sr., is now on the Tech strength staff.

# GT tech football 2003

## PLAYER PROFILES

**HIGH SCHOOL:** Rushed for 1,430 yards and 14 touchdowns as a senior as he helped lead Chamberlain High to the Class 5A state championship game . . . Received the Guy Toph Award, Hillsborough County's version of the high school Heisman Trophy and the county's oldest athletic award . . . Member of the National Honor Society . . . Coached by Billy Turner.

**PERSONAL:** Full name is Eddie Lee Ivery, Jr. . . . Born March 3, 1984 . . . Parents are Anna Ivery and Eddie Lee Ivery, Sr. . . . The son of one of the top players in Georgia Tech history . . . Ivery, Sr., starred at running back for the Jackets from 1975-78, gaining 3,517 yards, and then played 10 years for the Green Bay Packers; he is now on staff at Tech as an assistant strength and conditioning coach . . . Majoring in Management.



**Johnathan  
JACKSON**

Fullback ★★  
6-2, 225 - Jr. - R  
Jacksonville, Fla. **32**

**AT TECH:** Fullback who is coming off an injury . . . Sustained a fractured and dislocated ankle on a punt return against Duke in the 11th game of the 2002 season . . . Missed spring practice but should be ready




for the fall . . . Played primarily on special teams but also saw time on offense in certain packages . . . Carried the ball three times for 13 yards and netted two yards on two pass receptions . . . Made six tackles on special teams . . . Earned limited playing time in 2001 but did not carry the ball . . . Redshirted in 2000.

**HIGH SCHOOL:** Rated the No. 51 prospect in Florida by *SuperPrep* and the No. 28 prospect in the state by *ACC Sports Journal* . . . Ranked among the top 75 players in Florida by *Florida Prep Football* . . . Named to the *Florida Times-Union* Super 24 . . . Caught 32 passes for 688 yards and nine touchdowns as a senior, averaging 21.5 yards per catch . . . Hails from Bolles School, a prep powerhouse that also produced former Tech receiver Dez White . . . Coached by Corky Rogers . . . Also lettered in basketball and track . . . Member of state championship teams in football and track as a junior.

**PERSONAL:** Full name is Johnathan DeWayne Jackson . . . Born February 20, 1982 . . . Parents are Johnnie Jackson and Paula Jackson . . . Majoring in Building Construction.

### CAREER STATISTICS

<b>Rushing.....</b>	<b>G-GS</b>	<b>Att</b>	<b>Yds</b>	<b>Avg</b>	<b>YPG</b>	<b>TD</b>	<b>LP</b>		
2002.....	11-0	3	13	4.3	1.2	0	6		
<b>Receiving.....</b>	<b>G-GS</b>	<b>Rec</b>	<b>Yds</b>	<b>Avg</b>	<b>YPG</b>	<b>TD</b>	<b>LP</b>		
2002.....	11-0	2	2	1.0	0.2	0	3		
<b>Defense.....</b>	<b>G-GS</b>	<b>P-A</b>	<b>Tkl</b>	<b>TFL</b>	<b>Sck</b>	<b>FC</b>	<b>FR</b>	<b>Int</b>	<b>PB</b>
2001.....	11-0	4-2	6	0	0	0	0	0	0
2002.....	11-0	5-1	6	0	0	0	0	0	0
Total.....	22-0	9-3	12	0	0	0	0	0	0



**Brian  
JOHNSON**

Fullback  
6-3, 240 - So. - R  
Evans, Ga. **46**

**AT TECH:** Was expected to be a contributor at fullback last fall but was sidelined by an ankle injury in the preseason . . . Could challenge for playing time this season . . . Redshirted in 2001.


**HIGH SCHOOL:** One of the Top 50 players in Georgia according to the *Atlanta Journal-Constitution* . . . Class AAAAA first-team all-state selection by the *AJC* . . . Versatile talent who played fullback, tight end and defensive end for coach Steve Crisplin at Lakeside High . . . Earned first-team all-metro, second-team all-area and honorable mention AAAAA all-state honors on defense by the *Augusta Chronicle* . . . As a senior he made 78 tackles and 11 sacks while catching 15 passes for 300 yards at tight end . . . Four-year letterwinner in football and basketball . . . Collected 52 tackles and six sacks as a junior, when he also rushed for 235 yards and six touchdowns on just 15 carries . . . First player in school

# GT tech football 2003

## PLAYER PROFILES

history to start as a freshman in both football and basketball.

**PERSONAL:** Full name is Brian Everrette Johnson . . . Son of Delores Johnson . . . Born December 31, 1982 . . . Majoring in Economics.




**Kenton  
JOHNSON**

**Tackle**  
**6-6, 305 - So. - R**  
**Hollywood, Fla. 71**

**AT TECH:** Offensive line prospect who is a transfer from Morris Brown in Atlanta . . . Eligible immediately because the program at Morris Brown no longer exists . . . Has good size.

**HIGH SCHOOL/COLLEGE:** Spent two years at Morris Brown . . . Lettered one year for coach Mike Pitts and redshirted one year . . . Prepped at South Broward High School, playing for coach Antonio Williams.

**PERSONAL:** Full name is Kenton Hemington Johnson . . . Son of Karen Johnson . . . Born September 29, 1982.



**David  
JORDAN**

**Placekicker**  
**6-4, 200 - Fr. - R**  
**Columbus, Ga. 33**

**AT TECH:** Young placekicker who redshirted in 2002 . . . Has a strong leg and will challenge senior Dan Burnett for a starting job.

**HIGH SCHOOL:** Class A first-team all-state selection by the *Atlanta Journal-Constitution* . . . Member of the *Columbus Ledger-Enquirer's* Dandy Dozen . . . Tabbed to *PrepStar's* Top 100 Dream Team . . . Made six of 10 field goals with a long of 47 yards as a senior, but two misses were beyond 50 yards . . . Career long field goal was a 52-yarder as a junior . . . Hit 24 of 25 PATs as a senior and 28 of 29 as a junior . . . Coached by Steve Sparks at Brookstone High School . . . Lettered four times in football and three times in soccer.

**PERSONAL:** Full name is David Moutes Jordan, Jr. . . . Born October 28, 1983 . . . Son of David and Judy Jordan . . . Majoring in Management



**Travis  
KELLY**

**Guard**  
**6-0, 255 - Fr. - R**  
**Warner Robins, Ga. 79**

**AT TECH:** Reserve who adds depth on the offensive line . . . Hard-working player who could be a contributor . . . Joined the program as a walk-on in 2002.

**HIGH SCHOOL:** Three-year letterwinner at Warner Robins High . . . Earned all-county honors . . . An Eagle Scout.

**PERSONAL:** Full name is Travis Grant Kelly . . . Parents are Clark and Lori Kelly . . . Born June 7, 1984 . . . Majoring in Mechanical Engineering.



**Dawan  
LANDRY**

**Strong Safety ★**  
**6-2, 215 - So. - R**  
**Ama, La. 20**

**AT TECH:** Former backup in the secondary who earned for a starting berth at strong safety after a good spring . . . A starter on special teams who played in every game in 2002 and collected seven tackles . . . Former left-handed quarterback who moved to safety in the spring of 2002 . . . Quarterbacked Tech's scout team while redshirting in 2001 but moved to defense to take advantage of his athletic ability.

**HIGH SCHOOL:** Rated the No. 24 quarterback in the nation by Rivals.com . . . Named to the All-Southern team by the *Orlando Sentinel* . . . Tabbed to Max Emfinger's Louisiana Super Elite 18 . . . Rated the No. 3 athletic quarterback in the nation by Emfinger . . . Named to *Prep Star's* All-Southeast Region team . . . Passed for 1,291 yards and rushed for 1,575 yards . . . Accounted for 25 touchdowns, including 15 rushing and 10 passing, with only two interceptions . . . All-state honorable mention . . . All-Metro and All-River Parishes MVP . . . Led Hahnville High to an 11-0 regular season before falling in the second round of the playoffs . . . Added 1,950 yards passing and 795 yards rushing as a junior . . . Three-year letterman for coach Lou Valdin . . . Also a standout basketball player.

**PERSONAL:** Full name is Dawan Frank Landry . . . Parents are Frank and Rhonda Landry . . . Born December 30, 1982 . . . Majoring in Management.

# GT tech football 2003

## PLAYER PROFILES

### CAREER STATISTICS

Year.....	G-GS	P-A	Tkl	TFL	Sck	FC	FR	Int	PB
2002.....	13-0	4-4	8	0	0	0	0	0	0



**Mark  
LOGAN**

Wide Receiver ★★  
5-11, 200 - Jr.-R  
Greenwood, S.C. **12**

**AT TECH:** Backup wide receiver who caught six passes for 55 yards in 2002 . . . Had two catches for 25 yards against Connecticut and two receptions for 15 yards versus Maryland . . . Longest reception was a 15-yard completion against Vanderbilt . . . Also ran the ball once for three yards against the Commodores . . . Played in three games on special teams on the kickoff return unit in 2001 . . . Former quarterback who moved to wide receiver in 2001 . . . Redshirted in 2000.

**HIGH SCHOOL:** The 1999 South Carolina Player of the Year by *USA Today* . . . Selected Mr. Football by the South Carolina Athletic Coaches Association . . . Named to the *Atlanta Journal-Constitution's* Super Southern 100 . . . Also named to the South's Top 100 by the *Orlando Sentinel* . . . Responsible for 45 touchdowns, including 27 passing and 18 rushing . . . Passed for 2,184 yards while rushing for 545 . . . Led Greenwood to the AAAA, Division II state title, scoring three touchdowns against Aiken in the title game . . . Played in the North Carolina-South Carolina Shrine Bowl . . . Passed for 1,314 yards and 15 touchdowns as a junior while rushing for 797 yards and 16 touchdowns . . . Coached by Shell Dula . . . Also lettered in basketball and track.


**PERSONAL:** Full name is Mark Anthony Logan, Jr. . . . Born June 27, 1982 . . . Parents are Mark, Sr. and Brenda Logan . . . Majoring in Management.

### CAREER STATISTICS

Year.....	G-GS	Rec	Yds	Avg	TD	LP	Att	Yds	TD	LP
2002.....	11-0	6	55	9.2	0	15	1	3	0	3

### CAREER HIGHS

Rec: 2 vs. Connecticut, 2002 (25 yds); Maryland, 2002 (15 yds)  
Rec Yards: 25 vs. Connecticut, 2002 (2 rec)  
Long: 15 vs. Vanderbilt, 2002




**Michael  
MATTHEWS**

Fullback  
6-4, 260 - Fr.-R  
Cincinnati, Ohio **48**

**AT TECH:** Talented young player who showed promise at fullback after moving there midway through the spring . . . Has excellent size for the position . . . Catches the ball well out of the backfield . . . Recruited as a defensive end and played there during a redshirt year in 2002.

**HIGH SCHOOL:** Two-way standout who was a first-team all-conference and all-city honoree and second-team all-district selection . . . Rated the No. 22 tight end in the nation by Tom Lemming on ESPN.com . . . Caught 22 passes for 300 yards as a senior . . . Played only 40 snaps on defense but had 10 tackles and two sacks . . . Three-time letterman for coach Tom Adams at Sycamore High . . . Also lettered in basketball and baseball.

**PERSONAL:** Full name is Michael Lee Matthews . . . Born October 9, 1983 . . . Parents are Michael and Anna Matthews . . . Majoring in Management.



**Xavier  
McGUIRE**

Wide Receiver  
6-3, 215 - Fr.-R  
Dallas, Texas **81**


**AT TECH:** Tall, lanky receiver who should make an impact at a position where Tech graduated its top two players . . . The tallest player in Tech's receiver corps . . . Redshirted in 2002.

**HIGH SCHOOL:** Caught 48 passes for 860 yards as a senior . . . The No. 47 prospect in Texas according to *SuperPrep* . . . Named to the *Dallas Morning News's* Top 100 prospects in the Dallas-Fort Worth area . . . Tabbed to *PrepStar's* all-America team . . . Three-time all-district selection . . . Coached by Marvin Sedberry at Carter High School.

**PERSONAL:** Full name is Xavier Rashad McGuire . . . Born March 3, 1984 . . . Parents are Lawrence and Bessie McGuire . . . Majoring in Management.

# GT tech football 2003

## PLAYER PROFILES



### Travis PARKER

Defensive Tackle ★  
6-5, 270 - So.-R  
Hacienda Hts, Calif. **94**

**AT TECH:** Returning starter at defensive tackle . . . Has good speed and quickness for the position . . . Played defensive end while redshirting in 2001.

**2002:** Started 12 of 13 games at defensive tackle . . . Collected 42 tackles, including 23 primary hits . . . Season-high seven tackles with two tackles for loss and a sack against Georgia . . . Find the season with six tackles, two tackles for loss, a sack and a pass breakup against Fresno State . . . Added five tackles and a pass breakup in Tech's win over Brigham Young . . . Had a tackle for loss against Wake Forest.

**Travis Parker is a returning starter at defensive tackle after starting 12 of 13 games last fall.**



Travis Parker

**HIGH SCHOOL:** Named first-team all-San Gabriel Valley by the *Los Angeles Times* . . . Also earned all-league honors . . . Collected 82 tackles and 12 sacks as a senior . . . Also played tight end and caught 19 passes for 370 yards and three touchdowns . . . Team MVP for coach Greg Gano at Los Altos High.

**PERSONAL:** Travis Andrew Parker . . . Son of Virginia Parker . . . Born January 9, 1983 . . . Majoring in Management.

### GAME-BY-GAME STATISTICS

2002.....	P-A-T	TFL	Sks	FC	FR	Int	PB
Vanderbilt†.....	0-1-1	0	0	0	0	0	0
UConn†.....	1-0-1	0	0	0	0	0	0
Clemson†.....	2-1-3	0	0	0	0	0	0
BYU.....	2-3-5	0	0	0	0	0	1
North Carolina†.....	3-0-3	0	0	0	0	0	0
Wake Forest†.....	1-2-3	1-1	0	0	0	0	0
Maryland†.....	1-1-2	0	0	0	0	0	0
Virginia†.....	2-1-3	0	0	0	0	0	0
NC State†.....	2-0-2	0	0	0	0	0	0
Florida State†.....	0-2-2	0	0	0	0	0	0
Duke†.....	2-2-4	0	0	0	0	0	0
Georgia†.....	5-2-7	2-8	1-4	0	0	0	0
Fresno State†.....	2-4-6	2-10	1-9	0	0	0	1

### CAREER STATISTICS

Year.....	G-GS	P-A	Tkl	TFL	Sck	FC	FR	Int	PB
2002.....	13-12	23-19	42	5-19	2-13	0	0	0	2

### CAREER HIGHS

Tackles: 7 vs. Georgia, 2002

TFL: 2 vs. Georgia, 2002; Fresno State, 2002



### Jeremy PHILLIPS

Tackle ★  
6-7, 285 - Jr.-R  
Watkinsville, Ga. **75**

**AT TECH:** Backup tackle who returned to action in 2002 after battling a knee injury for more than a year . . . Tore ligaments in his left knee in a 2001 spring scrimmage . . . Missed the 2001 season, and as late as the summer of 2002, his return was still in doubt.

**2002:** Saw his first action in a Tech uniform against Connecticut . . . Started two games . . . Started at right tackle against NC State when Kyle Wallace was injured, and then started at left tackle the following week against Florida State in place of Nat Dorsey . . . Left the FSU game in the first half when he injured his knee and missed the following game against Duke . . . Redshirted in 2000.

**HIGH SCHOOL:** Prep all-America by *Street & Smith's* as one of the top 50 seniors of 1999 . . . The No. 36 prospect in Georgia and No. 78 in Dixie by *SuperPrep* . . . Named to the *Atlanta Journal-Constitution's* Top

# GT tech football 2003


## PLAYER PROFILES



**Jeremy Phillips is Tech's top backup at tackle. He made two starts in 2002.**

75 in Georgia . . . First-team all-state his junior and senior years . . . Two-time all-area selection by the *Athens Banner-Herald* . . . Four-year starter for coach Jeff Herron at Oconee County High, which won the AAA state title in 1999 . . . Also lettered twice in track.

**PERSONAL:** Full name is Jeremy Michael Phillips . . . Born April 10, 1981 . . . Parents are Don and Arlene Phillips . . . Majoring in Management.



**Joseph  
REARDEN**

**Tight End  
6-0, 235 - Sr.  
Warner Robins, Ga. 87**

**AT TECH:** Reserve who moved from the offensive line to tight end in the spring . . . Walk-on in his fourth season in the Tech program.

**HIGH SCHOOL:** Three-year letterwinner for coach Doug Johnson at Houston County High . . . Also lettered three years in baseball . . . Honor student.

**PERSONAL:** Full name is Joseph Watson Rearden . . . Born October 27, 1981 . . . Parents are Neal and Cindy Rearden . . . Majoring in Management.



**Jay  
REID**

**Fullback  
6-1, 235 - So. - R  
Carnesville, Ga. 44**

**AT TECH:** Reserve fullback with good size . . . Originally joined the program as a walk-on in 2001 and was redshirted, but was ineligible in 2002.

**HIGH SCHOOL:** Three-year letterwinner for coach Jeff Davis at Franklin County High . . . Region champion in weightlifting in the 200-220-pound weight class . . . Also lettered in track and field.

**PERSONAL:** Full name is James Edward Reid, Jr. . . . Born November 24, 1983 . . . Parents are Jimmy and Vickie Reid . . . Majoring in History, Technology and Society.



**Hugh  
REILLY**

**Center ★★★  
6-4, 285 - Sr. - R  
Roswell, Ga. 67**

**AT TECH:** Two-year starter on the offensive line, including one season at guard before moving to center last fall . . . All-star candidate for 2003 who should be one of the leaders of the offense and the team . . . Preseason nominee for the Dave Rimington Award as the nation's top center . . . Rated among the nation's top 10 centers in the *The Sporting News 2003 College Football Yearbook* . . . Preseason all-Atlantic Coast Conference selection by *The Sporting News 2003 College Football Yearbook*, *Lindy's College Football Annual* and *Athlon Sports* magazine . . . Began his career as a defensive lineman but switched to offense in the spring of 2000.

**2002:** Started every game at center and earned honorable mention all-ACC recognition . . . Played every snap in every game but three . . . Preseason nominee for the Dave Rimington Award as the nation's top



# GT tech football 2003

## PLAYER PROFILES




**Hugh Reilly is one of the Jackets' most experienced offensive players, starting every game the last two years.**

center . . . Helped the Tech offense remain productive despite the loss of the nation's leading rusher.

**2001:** Started every game at right guard and played virtually every snap, except for lopsided wins over Navy and the Citadel . . . Named Tech's Most Improved Offensive Player for 2001 . . . Backup at center and guard in 2000, playing in five games . . . Redshirted in 1999.

**HIGH SCHOOL:** One of the Top 50 prospects in Georgia by the *Atlanta Journal-Constitution* . . . Tabbed by *SuperPrep* as the No. 98 prospect in Dixie . . . Prep all-America by *Prep Star*, which rated him the No. 17 defensive lineman in the SEC Region . . . Earned all-state honors . . . Rated the No. 4 offensive lineman in Georgia by the *Tom Lemming Report* . . . Had 10 quarterback sacks, five fumbles caused, five recovered fumbles and two blocked kicks as a senior . . . Also had 75 tackles and seven sacks as a junior, along with three caused fumbles and six fumble recoveries, including one for a touchdown . . . Played defensive tackle as a sophomore and managed six sacks . . . Played for coach Alan Chadwick at Marist School.

**PERSONAL:** Full name is Hugh Oscar Reilly . . . Parents are Michael and Julie Reilly . . . His father played for Bear Bryant at Alabama . . . Born November 24, 1980 . . . Majoring in Civil Engineering.



**Chris  
REIS**

**Strong Safety ★  
6-0, 210 - So.  
Roswell, Ga.**

**18**

**AT TECH:** Young defensive back who will try to earn playing time in a secondary that graduated three starters . . . Slated at strong safety behind Dawan Landry . . . Lettered last fall on special teams . . . Played in every game and was credited with four tackles.

**HIGH SCHOOL:** Member of the *Atlanta Journal-Constitution's* Super Southern 100 and Top 50 in Georgia . . . First-team AAAAA all-state selection by the *AJC* . . . Career totals of 226 tackles and 10 interceptions . . . Also played wide receiver and caught 183 passes for 2,595 yards in his career . . . Added 342 rushing yards and 823 return yards . . . Named to the "Georgia 60" by *SuperPrep* . . . *PrepStar* all-America . . . Rated the No. 22 safety prospect in the nation by *Student Sports Magazine* . . . Earned Player-of-the-Week awards from the Atlanta Touchdown Club and the *Atlanta Journal-Constitution* . . . Two-time all-North Fulton County and three-time all-region selection . . . Named to the all-South third-team by *Countdown to Signing Day* . . . Team captain who started a school-record 44 consecutive varsity games for coach Tim McFarlin at Roswell High . . . Three-time team MVP who also earned the team's Scholar Athlete Award . . . Earned four letters in football, four in track and three in basketball.

**PERSONAL:** Full name is Christopher Evan Reis (pronounced REESE) . . . Born September 19, 1983 . . . Parents are Stephanie Reis and Mike Reis . . . Majoring in Management . . . Serves on the Georgia Tech Student-Athlete Advisory Board.

### CAREER STATISTICS

Year.....	G-GS	P-A	Tkl	TFL	Sck	FC	FR	Int	PB
2002.....	13-0	3-1	4	0	0	0	0	0	0

**Chris Reis represents the football team on the Georgia Tech Student-Athlete Advisory Board.**

# GT tech football 2003

## PLAYER PROFILES



**Leon  
ROBINSON**  
Guard ★★  
6-4, 320 - Jr.-R  
Garden City, Ga. **74**

**AT TECH:** Returns for his third season as Tech's starting left guard . . . Joins junior left tackle Nat Dorsey to form a very talented tandem on the left side of the line . . . Has excellent size and skills.

**2002:** Started every game at left guard . . . Played his best game in Tech's win over eighth-ranked NC State, when he had 11 of the Jackets' season-best 38 knockdown blocks.


**2001:** Started five of the last six games at left guard . . . Named to the ACC All-Freshman Team by *The Sporting News* . . . Redshirted in 2000.



**Leon Robinson is one of four returning starters on the offensive line, which is one of Tech's most experienced units.**

**HIGH SCHOOL:** Rated the nation's No. 16 offensive guard by Max Emfinger . . . The No. 37 prospect in Georgia and No. 88 in Dixie by *SuperPrep* . . . Named to the *Atlanta Journal-Constitution's* Top 75 in Georgia . . . Given a 9.50 rating by *Jeff Whitaker's Deep South Football* . . . Graded 94 percent with 27 pancake blocks while allowing no sacks . . . Also played defensive line and had 29 tackles for losses . . . Selected for the Georgia-Florida All-Star Game . . . Coached by Erik Robinson (no relation) at Groves High . . . State runnerup in wrestling.

**PERSONAL:** Full name is Leon Alexis Robinson . . . Born July 31, 1980 . . . Mother is Viola Allen . . . Majoring in History, Technology and Society.




**Jack  
ROGERS**  
Strong Safety ★  
6-1, 205 - Sr.-R  
Gainesville, Ga. **34**

**AT TECH:** Walk-on defensive back who adds depth . . . Saw action special teams against Fresno State in the Silicon Valley Football Classic . . . Credited with a pass breakup against Vanderbilt . . . Joined the program in 1999 but sustained a season-ending knee injury.

**HIGH SCHOOL:** Prepped at North Hall High School in Gainesville, Ga.

**PERSONAL:** Full name is Eugene Jackson Rogers . . . Parents are John and Sue Ann Rogers . . . Born July 25, 1980 . . . Majoring in Management.



**Robbie  
ROLLINS**  
Wide Receiver  
6-1, 185 - Sr.-R  
Lyons, Ga. **31**


**AT TECH:** Walk-on receiver who adds depth . . . Joined the program in 2001.

**HIGH SCHOOL:** Four-sport letterwinner at Robert Toombs Christian Academy, competing in football, basketball, track and baseball . . . Earned GISA all-state honors in football, basketball and track . . . Gained over 2,000 all-purpose yards and scored 26 touchdowns as a senior.

**PERSONAL:** Full name is Robert Thomas Rollins . . . Born December 30, 1982 . . . Parents are Randy and Cynthia Rollins . . . Majoring in Management.

# GT tech football 2003

## PLAYER PROFILES




**Jonathan  
ROWE**

Linebacker  
5-11, 200 - Sr. - R  
Renz, Ga. **53**

**AT TECH:** Reserve linebacker . . . Walk-on who joined the football team in 2002.

**HIGH SCHOOL:** Football and wrestling standout at West Laurens High . . . Named all-Middle Georgia in both sports . . . Played defensive end, tight end and fullback for coach Tim Dixon . . . MVP of the wrestling team . . . Also lettered in baseball and golf . . . Named Star Student and Athlete of the Year for West Laurens High.

**PERSONAL:** Full name is Jonathan Roscoe Rowe . . . Born March 31, 1981 . . . Parents are Bill and Regina Rowe . . . Majoring in Industrial Engineering.




**Christian  
SCHROEDER**

Placekicker  
6-2, 245 - Sr. - R  
Rome, Ga. **86**

**AT TECH:** Walk-on placekicker who adds depth . . . Joined the program as a walk-on in 2001 after transferring from the University of the South in Seawane, Tenn. . . . Lettered one year (1999) at Seawane.

**HIGH SCHOOL:** Named to the all-area team by the *Rome News Tribune* . . . Set school record with a 47-yard field goal . . . Also set records for most field goals in a game (4) and season (11) and most points by kicking in a season . . . Lettered two years for coach Sam Pickett at Rome High School . . . National Honor Society member.

**PERSONAL:** Full name is Christian McCord Schroeder . . . Born June 12, 1981 . . . Parents are Charlie and Suzanne Schroeder . . . Father is a Tech graduate who lettered three years as a football student manager . . . Majoring in Computer Science . . . Named to the ACC Academic Honor Roll for 2001-02.



**Charlie  
SAUNDERS**

Wide Receiver  
5-9, 160 - Jr. - R  
Alpharetta, Ga. **82**

**AT TECH:** Joined the program as a walk-on in 2000 . . . Adds depth to the receiver corps . . . Played in one game in 2002, seeing action against Vanderbilt.

**HIGH SCHOOL:** Lettered in three sports at Milton High . . . Two-year football letterwinner for coach Ronnie Jackson . . . Also lettered in wrestling and baseball.

**PERSONAL:** Full name is Charles Steven Saunders . . . Born January 30, 1982 . . . Parents are Charles and Connie Saunders . . . Majoring in Management . . . Father is a Georgia Tech graduate.



**Daryl  
SMITH**

Linebacker ★★ ★  
6-2, 235 - Sr.  
Albany, Ga. **51**


**AT TECH:** Talented middle linebacker who has led Tech in tackles two of the last three seasons . . . Named to the Academic All-ACC football team for 2002 . . . All-star candidate in 2003 . . . Rated the No. 8 middle linebacker in the nation by *The Sporting News 2003 College Football Yearbook* . . . Named preseason first-team all-ACC by *The Sporting News* and *Lindy's College Football Annual* . . . Career totals of 242 tackles, 12 sacks, 32 tackles for loss and three interceptions . . . The Jackets' active leader in career tackles and interceptions . . . Ranks 20th in Tech history in career tackles by a linebacker and tied for seventh in career tackles for loss . . . Underwent off-season shoulder surgery and did not participate in spring practice.

**2002:** The Jackets' leading tackler with 99 hits . . . Had a team-leading 15 tackles for loss, including five sacks . . . Also contributed an interception and five pass breakups . . . Season-high 15 tackles against Wake Forest . . . Had nine tackles with three tackles for loss and a sack against Georgia . . . Added 12 tackles and pass breakup against Fresno State . . . Grabbed an interception against Vanderbilt and returned it 14

**Daryl Smith was  
named to the  
2002 Academic  
All-ACC football  
team.**

# GT tech football 2003

## PLAYER PROFILES



**Daryl Smith**

yards . . . Made two tackles for loss and three pass breakups in Tech's win over Virginia.

**2001:** Made 59 tackles, seven tackles for loss and three sacks despite missing three-and-a-half games . . . Suffered a dislocated left elbow in the first half of the Clemson game; missed the next three games before returning against North Carolina . . . Played the rest of the season with a cumbersome brace that limited his effectiveness . . . Had seven tackles and one tackle for loss in his return against the Tar Heels . . . Finished the regular season with a season-high 10 tackles, two tackles for loss and one sack against Florida State . . . Opened the season with 10 hits against Syracuse with two tackles for loss and a sack . . . Had an outstanding game in Tech's win over 11th-ranked Stanford in the Seattle Bowl and was named to *Sports Illustrated* magazine's All-Bowl team . . . Made perhaps the play of the game when he threw Stanford's Kerry Carter for a two-yard loss on fourth-and-one at the Tech one-yard line on the Cardinal's opening possession; Tech then drove 97 yards for a touchdown, setting the tone for the game . . . Had six tackles against the Cardinal.

**2000:** First-team Freshman All-America by *Football News* and *The Sporting News* . . . Georgia Tech's top tackler, the second straight true freshman to lead the Jackets . . . Became a starter in the season's third game and collected 96 tackles, including four sacks and 10 tackles for loss . . . Also had two interceptions, three fumble recoveries and three pass breakups . . . Played his best game of the season against Georgia and was named ACC Defensive Lineman and Rookie of the Week . . . Made perhaps the defensive play of the season against the Bulldogs with his interception and 70-yard return for a touchdown that gave Tech a 27-3 lead just before halftime . . . That was the longest interception return by a

**Daryl Smith is rated the No. 8 middle linebacker in the nation by *The Sporting News 2003 College Football Yearbook* and is preseason first-team All-ACC by *The Sporting News* and *Lindy's College Football Annual*.**

Yellow Jacket since 1997 . . . Also had a season-high 16 tackles, two tackles for loss and three pass breakups against Georgia . . . Honored as ACC Rookie of the Week for Tech's win at fourth-ranked Clemson, when he made 10 tackles, a pass breakup and a fumble recovery that set up a field goal . . . Had an interception and 11 tackles against Wake Forest . . . Made his first start against Navy and collected eight tackles, two tackles for loss, a sack and two fumble recoveries . . . Had seven tackles and a sack against Florida State . . . Made 13 tackles and a sack against NC State.

**HIGH SCHOOL:** Rated the No. 6 linebacker in the nation by Tom Lemming . . . Named to the *Atlanta Journal-Constitution's* Top 75 in Georgia . . . Earned a 9.75 rating from *Jeff Whitaker's Deep South Football* . . . Tabbed to the Consensus Super Southern 75 by *Florida Bluechips Report* . . . Rated among the top 150 players in the nation by Tom Lemming . . . Recorded 103 tackles, five sacks, four caused fumbles and two interceptions as a senior . . . Added 117 tackles and seven sacks as a senior . . . Coached by John Reynolds at Dougherty County High . . . Played in the Georgia-Florida All-Star Game and had three tackles, one tackle for loss and a pass breakup . . . Also lettered in baseball.

**PERSONAL:** Full name is Daryl Lamont Smith . . . Parents are Dan and Ruby Smith . . . Born April 14, 1982 . . . Majoring in Management.

# GT tech football 2003

## PLAYER PROFILES

### GAME-BY-GAME STATISTICS

2002.....P-A-T	TFL	Sks	FC	FR	Int	PB
Vanderbilt†.....1-2-3	0-0	0-0	0	0	1-14	0
UConn†.....3-1-4	2-13	2-13	0	0	0	0
Clemson†.....8-2-10	2-2	0-0	0	0	0	0
BYU†.....3-4-7	1-1	0-0	0	0	0	1
UNC†.....2-4-6	0-0	0-0	0	0	0	0
Wake†.....4-11-15	1-0	0-0	0	0	0	0
Maryland†.....4-2-6	1-2	1-2	0	0	0	0
Virginia†.....5-4-9	2-7	1-6	0	0	0	3
NC State†.....2-1-3	1-3	0-0	0	0	0	0
Florida State†.....0-7-7	1-1	0-0	0	0	0	0
Duke†.....2-6-8	0-0	0-0	0	0	0	0
Georgia†.....7-2-9	3-4	1-1	0	0	0	0
Fresno State†.....2-10-12	1-1	0-0	0	0	0	1

2001.....P-A-T	TFL	Sck	FC	FR	Int	PB	PR
Syracuse†.....9-1-10	2-4	1-2	0	0	0	0	0
Citadel†.....2-5-7	1-9	1-9	0	0	0	0	0
Navy†.....2-1-3	0	0	0	0	0	0	0
Clemson†.....2-1-3	0	0	0	0	0	0	0
Duke.....DNP-Injured							
Maryland.....DNP-Injured							
NC State.....DNP-Injured							
North Carolina†.....5-2-7	1-4	0	0	0	0	0	0
Virginia†.....5-2-7	0	0	0	0	0	1	0
Wake Forest†.....5-2-7	1-2	0	0	0	0	1	0
Georgia†.....3-2-5	0	0	0	0	0	0	2
Florida State†.....8-2-10	2-5	1-4	0	0	0	0	0
Stanford†#.....4-2-6	1-2	0	0	0	0	0	0

2000.....P-A-T	TFL	Sck	FC	FR	Int	PB	PR
UCF.....4-2-6	1-4	0	0	0	0	0	0
Florida State.....4-3-7	1-8	1-8	0	0	0	0	0
Navy†.....6-2-8	2-7	1-3	0	2	0	0	0
NC State†.....7-6-13	2-4	1-3	0	0	0	0	0
North Carolina†.....5-1-6	0	0	0	0	0	0	0
Wake Forest†.....8-3-11	1-1	0	0	0	1-5	1	0
Duke†.....5-3-8	1-7	1-7	0	0	0	0	0
Clemson†.....7-3-10	0	0	0	1	0	0	0
Virginia†.....1-3-4	0	0	0	0	0	0	1
Maryland†.....2-5-7	0	0	0	0	0	0	0
Georgia†.....10-6-16	2-2	0	0	0	*1-70	3	0
LSU†#.....7-4-11	1-2	0	0	0	0	1	1

\* Returned for touchdown

### CAREER STATISTICS

Year.....	G-GS	P-A	Tkl	TFL	Sck	FC	FR	Int	PB
2000.....	11-9	59-37	96	10-33	4-21	0	3	2-75	4
2001.....	9-9	41-18	59	7-24	3-15	0	0	0	2
2002.....	13-13	43-56	99	15-32	5-22	0	0	1-14	5
Total.....	33-31	143-111	254	32-89	12-58	0	3	3-89	11

### CAREER HIGHS


Tackles: 16 vs. Georgia, 2000

TFL: 3 vs. Georgia, 2002

Sacks: 2 vs. Connecticut, 2002

Int: 1 vs. Wake Forest, 2000; Georgia, 2000; Vanderbilt, 2002

PR: 2 vs. Georgia, 2001



**Jonathan  
SMITH**

Wide Receiver ★★★

5-10, 189 - Sr.

Argyle, Ga.

**21**

**AT TECH:** Versatile, big-play performer who will be one of Tech's top offensive weapons this fall . . . A talented wide receiver who also lined up at tailback and quarterback last season . . . Preseason all-Atlantic Coast Conference second-team selection by *The Sporting News 2003 College Football Yearbook* and *Lindy's College Football Annual* . . . Career totals of 96 catches for 1,100 yards . . . Ranks 11th in Tech history in career receptions and 14th in career receiving yards . . . Former high school quarterback with tremendous athletic ability . . . Changed to jersey No. 21 in 2002 after wearing 82 his first two years.

**2002:** The Jackets' third-leading receiver with 36 receptions for 430 yards and three touchdowns . . . Displayed his versatility late in the season by taking some snaps at quarterback and tailback . . . Rushed 19 times for 118 yards, highlighted by a 46-yard jaunt against Georgia . . . Also completed one of two passes for 12 yards and returned two punts for 19 yards against the Bulldogs . . . Caught a 42-yard touchdown pass in the Silicon Valley Classic that was the longest reception of his career . . . Also rushed seven times for 35 yards and returned four punts for 59 yards against Fresno State . . . Had one of his best games of the season in Tech's win at NC State as he caught three passes for 63 yards, including a 28-yard reception when Tech was facing third-and-19 at its own 11-yard line, helping set up the tying touchdown in the fourth quarter . . . Then caught the two-point conversion pass that tied the game at 17-all . . . Season-high seven catches for 69 yards against Maryland . . . Had four receptions for 59 yards and four rushes for 20 yards against Florida State . . . Caught six passes for 68 yards against Duke, including a 34-yard completion . . . Rushed 19 times for 118 yards, averaging 6.2 yards per carry . . . Averaged 13.0 yards on six punt returns.

**2001:** Tech's second-leading receiver with 53 catches for 590 yards and four touchdowns . . . Caught at least two passes in every game except Wake Forest . . . Career-high eight receptions in back-to-back games against North Carolina (86 yards) and Virginia (89 yards), including a 17-yard touchdown catch against the Tar Heels . . . Caught seven passes for a career-best 108 yards versus the Citadel . . . Scored the go-ahead touchdown in Tech's win over NC State with a four-yard catch . . . Did not catch a pass against Wake Forest but scored on a 22-yard run . . . Attempted one pass against Georgia but it was incomplete . . . Caught four passes for 58 yards against Stanford in the Seattle Bowl, including a 26-yard catch-and-run to the four-yard line that set up Tech's first touchdown . . . Also rushed once for three yards and attempted one pass against the Cardinal . . . Returned two punts for 35 yards against Navy.

**2000:** Worked his way into the lineup over the latter half of the season as a true freshman . . . Caught his first passes against Wake Forest with three receptions for 33 yards . . . Caught a two-point conversion pass

# GT tech football 2003

## PLAYER PROFILES

in Tech's win over Clemson . . . Longest reception of the year was 18 yards, against Wake Forest and Virginia . . . Also played on kickoff coverage and was one of Tech's top tacklers on special teams with eight hits.

**HIGH SCHOOL:** Standout athlete who played quarterback, wide receiver and defensive back . . . Had 710 yards rushing and 386 yards passing while scoring 12 touchdowns as a senior . . . Made 49 tackles and 10 interceptions . . . As a junior he caught 24 passes for 256 yards and three touchdowns and had 41 tackles and four interceptions . . . Earned all-state, all-area and all-region honors at Clinch County High . . . Coached by Cecil Barber . . . Had six tackles and an interception and returned four punts for 41 yards in the Georgia-Florida All-Star Game.

**PERSONAL:** Full name is Jonathan Dewayne Smith . . . Nicknamed Freddie . . . Born November 28, 1981 . . . Parents are Ethel Mae Smith and John Tolbert . . . Majoring in Management.

### GAME-BY-GAME STATISTICS


2002.....	Rec	Yds	TD	LP	Rsh	Yds	TD	LP	Pass, Yds
Vanderbilt.....	DNP	Injured							
UConn†.....	1	11	0	11	0	0	0	0	
Clemson.....	1	0	0	0	1	4	0	4	
BYU†.....	1	6	0	6	1	5	0	5	
UNC.....	4	33	0	13	0	0	0	0	
Wake.....	4	51	1	29	0	0	0	0	
Maryland.....	7	65	0	14	0	0	0	0	
Virginia†.....	3	28	0	12	1	6	0	6	
NC State.....	3	63	0	28	0	0	0	0	
Florida State†.....	4	59	0	30	4	20	0	10	
Duke.....	6	68	0	34	2	1	0	2	
Georgia†.....	1	4	1	4	3	47	0	46	2-1, 12
Fresno State†.....	1	42	1	42	7	35	0	11	

**TOUCHDOWNS:** 29WF, 4GA, 42FRES

2001.....	Rec	Yds	TD	LP	Rush	Yds	TD	LP	Pass, Yds
Syracuse†.....	2	16	0	9	0	0	0	0	
Citadel†.....	7	108	1	40	0	0	0	0	
Navy†.....	2	33	0	18	0	0	0	0	
Clemson†.....	4	29	0	13	0	0	0	0	
Duke†.....	6	86	0	32	1	6	0	6	
Maryland†.....	5	49	1	25	0	0	0	0	
NC State†.....	4	16	1	13	0	0	0	0	
North Carolina†.....	8	86	1	18	0	0	0	0	
Virginia†.....	8	89	0	20	0	0	0	0	
Wake Forest†.....	0	0	0	0	1	22	1	22	
Georgia.....	2	29	0	16	0	0	0	0	1-0, 0
Florida State.....	5	49	0	19	0	0	0	0	
Stanford#.....	4	58	0	26	1	3	0	3	1-0, 0

**TOUCHDOWNS:** 40CIT, 25MD, 4NCS, 17UNC, 22WF (Rush)

2000.....	Rec	Yds	TD	LP	Rush	Yds	TD	LP
Navy.....	0	0	0	0	0	0	0	0
NC State.....	0	0	0	0	0	0	0	0
North Carolina.....	0	0	0	0	0	0	0	0
Wake Forest.....	3	33	0	18	0	0	0	0
Duke.....	1	9	0	9	0	0	0	0
Clemson.....	0	0	0	0	1	3	0	3
Virginia.....	2	27	0	18	0	0	0	0
Maryland.....	0	0	0	0	0	0	0	0
Georgia.....	1	11	0	11	0	0	0	0
LSU#.....	1	7	0	7	0	0	0	0



**Jonathan Smith rates as a preseason All-ACC second-team choice by *The Sporting News 2003 College Football Yearbook* and *Lindy's College Football Annual*.**

### CAREER STATISTICS

Receiving.....	G-GS	Rec	Yds	Avg	TD	LP
2000.....	9-0	7	80	11.4	0	18
2001.....	12-10	53	590	11.1	4	40
2002.....	12-6	36	430	11.9	3	42
Total.....	33-16	96	1,100	11.5	7	42
Rushing.....	G-GS	Att	Yds	Avg	TD	LP
2000.....	9-0	1	3	3.0	0	3
2001.....	12-10	2	28	14.0	1	22
2002.....	12-6	19	118	6.2	0	46
Total.....	33-16	22	149	6.6	1	46

# GT tech football 2003

## PLAYER PROFILES

Year.....	Cmp-Att	Yds	PR	Yds	Avg	LP	All-P	TD
2000.....	0-0	0	0	0	0.0	0	80	0
2001.....	1-0	0	2	35	17.5	24	653	5
2002.....	2-1	12	6	78	13.0	21	626	3
Total.....	3-1	12	8	113	14.1	24	1,359	8

### CAREER HIGHS

Rec: 8 vs. North Carolina, 2001 (86 yds); Virginia, 2001 (89 yds)

Rec Yards: 108 vs. Citadel, 2001 (7 rec)

Long: 40 vs. Citadel, 2001 (TD)

Rushing Att: 7 vs. Fresno State, 2002 (35 yds)

Rushing Yards: 47 vs. Georgia, 2002 (3 att)

Long: 46 vs. Georgia, 2002

Punt Returns: 4 vs. Fresno State, 2002 (59 yds)

Rushing Yards: 47 vs. Georgia, 2002 (3 att)

Long: 46 vs. Georgia, 2002



**A.J.  
SUGGS**

**Quarterback ★**  
**6-4, 215 • Sr. - R**  
**Powder Springs, Ga. 17**



**A.J. Suggs, who started all 13 games a year ago, completed 61 percent of his passes for 431 yards in back-to-back wins over Virginia and NC State.**

**AT TECH:** Completed one season as Tech's starting quarterback . . . Transferred to Tech after two seasons at Tennessee . . . Sat out the 2001 season, in accordance with NCAA rules, while quarterbacking the scout team . . . Enrolled in January, 2001.

**2002:** Started every game and completed 57.3 percent of his passes (208-363) for 2,242 yards with 12 touchdown passes and 15 interceptions . . . Netted 21 yards rushing for 2,263 yards of total offense . . . Put together strong performances in Tech's back-to-back victories over Virginia and eighth-ranked NC State, completing 47 of 77 passes (61 percent) for 431 yards in those two contests . . . Completed 26 of 41 passes for 220 yards and one touchdown against the Cavaliers . . . Was 21-for-36 for 211 yards and a touchdown the following week against the Wolfpack . . . Made perhaps his biggest play of the season in the fourth quarter against NC State; with Tech trailing by a touchdown and facing third-and-19 at its own 11-yard line, he hit Jonathan Smith for a 28-yard completion to help set up the tying score . . . Season highs of 28 completions on 45 attempts for 272 yards against Maryland . . . Had a string of 126 consecutive passes without an interception, the third-longest streak in school history . . . Completed 10 f 13 passes for 132 yards and three touchdowns in his Tech debut, leading the Jackets to a 45-3 win over Vanderbilt.

**AT TENNESSEE:** Played in seven games in 2000, including four starts . . . Completed 81 of 139 passes for 785 yards with five touchdowns and three interceptions . . . Came off the bench in the season opener and hit four of nine passes for 75 yards and one touchdown against Southern Mississippi . . . Started the following week against Florida and hit 17 of 29 passes for 140 yards . . . Tossed a 68-yard touchdown pass against Louisiana-Monroe . . . Tied the school record with 37 completions on 59 attempts against LSU . . . Passed for 319 yards, three touchdowns and two two-point conversions against the Tigers, including the tying score with 1:30 left in regulation . . . Completed 13 of 21 passes for 96 yards against Georgia . . . Redshirted in 1999.

**HIGH SCHOOL:** Georgia Player of the Year by the Atlanta Touchdown Club, the Macon Touchdown Club and the *Atlanta Journal-Constitution* . . . *SuperPrep* all-America . . . Led McEachern High to an undefeated regular season and a berth in the Class AAAA state championship game his senior year . . . Passed for 2,056 yards and completed 125 of 191 passes with 21 touchdowns . . . Threw for 2,100 yards and 19 touchdowns as a junior, when he helped McEachern to a 10-2 record . . . Four-year starter for coach Jimmy Dorsey.

**PERSONAL:** Full name is Aaron Joseph Suggs . . . Born Dec. 8, 1980 . . . Parents are Mike and Judy Suggs . . . Majoring in Management.

# GT tech football 2003

## PLAYER PROFILES

### GAME-BY-GAME STATISTICS

2002.....	Att-Cmp	Int	Yds	TD	LP	Sk	Rsh	Yds	TD	LP	TO	TDR
Vandy†.....	13-10	0	132	3	37	0	3	3	0	2	135	3
UConn†.....	14-9	0	136	0	31	0	1	20	0	20	156	0
Clemson†.....	31-17	1	201	1	33	5	7	(-50)	0	3	151	1
BYU†.....	26-11	3	117	0	20	2	3	(-14)	0	2	103	0
UNC†.....	27-15	1	166	1	27	0	2	9	0	6	175	1
Wake†.....	24-15	1	178	2	29	1	4	(-3)	0	1	175	2
Maryland†.....	45-28	0	272	0	55	0	3	(-3)	0	4	276	0
Virginia†.....	41-26	0	220	1	19	0	5	30	0	11	250	1
NC State†.....	36-21	1	211	1	33	2	8	3	0	11	214	1
FSU†.....	44-22	3	211	1	30	3	9	4	0	11	215	1
Duke†.....	28-18	1	200	0	34	0	4	17	0	10	217	0
Georgia†.....	27-14	2	158	1	42	1	2	(-7)	0	2	160	0
Fresno St.†.....	7-2	2	40	1	35	0	1	12	0	12	52	1

2000.....	Att-Cmp	Int	Yds	TD	LP	Sk	Rsh	Yds	TD	LP	TO	TDR
So. Miss.....	9-4	0	75	1	51	0	0	0	0	-	75	1
Florida†.....	29-17	1	140	0	23	2	7	2	0	5	142	0
La.-Monroe†.....	16-8	1	141	1	68	1	2	(-3)	0	3	138	1
LSU†.....	59-37	0	319	3	49	3	7	(-3)	0	9	316	3
Georgia†.....	21-13	1	96	0	41	4	7	(-14)	0	8	82	0
Alabama.....	DNP											
S. Carolina.....	DNP											
Memphis.....	DNP											
Arkansas.....	4-2	0	14	0	12	0	0	0	0	-	14	0
Kentucky.....	1-0	0	0	0	0	0	0	0	0	-	0	0
Vanderbilt.....	DNP											
Kansas State.....	DNP											

### CAREER STATISTICS

Passing.....	G-GS	Eff	Att-Cm	Int	Pct	Yds	TD	LP	PG
2000 (UT).....	7-4	113.3	139-81	3	.583	785	5	68	112.1
2002.....	13-13	111.8	363-208	15	.573	2,242	12	55	172.5
Total.....	20-17	112.2	502-289	18	.576	3,027	17	68	151.4

Rushing.....	G	Att	Yds	Avg	TD	LP	Ply	TO	TDR
2000 (UT).....	7	23	(-18)	—	0	9	162	767	5
2002.....	13	52	21	0.2	0	20	415	2,242	12
Total.....	20	75	3	—	0	20	577	3,009	17

### CAREER HIGHS

Pass Attempts: 59 vs. LSU, 2000 (at UT)  
 Pass Completions: 37 vs. LSU, 2000 (at UT)  
 Yards Passing: 319 vs. LSU, 2000 (at UT)  
 TD Passes: 3 vs. LSU, 2000 (at UT)  
 Long Pass: 68 vs. La.-Monroe (TD), 2000 (at UT)




**Gavin**  
**TARQUINIO**  
 Tight End  
 6-3, 270 - So. - R  
 Marietta, Ga. **84**

**AT TECH:** Moved to tight end after two injury-plagued seasons on the offensive line . . . Missed the entire 2002 season with a shoulder injury . . . Sat out the 2001 season with a knee injury . . . Had surgery to repair torn ligaments in his right knee, suffered during spring practice . . . Member of Tech's 2001 recruiting class who enrolled at Georgia Tech in January of 2001 and participated in spring practice.

**HIGH SCHOOL:** One of the Top 50 players in Georgia according to the *Atlanta Journal-Constitution* . . . All-county, all-region and Cobb Super 11 honoree . . . Honored as Atlanta Touchdown Club Player of the Week . . . All-Southeast Region by Prep Star . . . Team captain for coach Mike Donnalley at Wheeler High . . . Received the Golden Helmet Award as team MVP.

**PERSONAL:** Full name is Gavin Cleveland Tarquinio (pronounced tar-KWIN-ee-o) . . . Born October 24, 1983 . . . Parents are Tom and Susan Tarquinio . . . Majoring in Management.



**Levon**  
**THOMAS**  
 Wide Receiver ★★  
 6-0, 195 - Jr.  
 College Park, Ga. **7**

**AT TECH:** Wide receiver with good size and speed . . . Should take on a more prominent role after playing primarily in three- and four-receiver sets last fall . . . Has good size and speed.


**2002:** Tech's fourth-leading receiver with 20 catches for 222 yards and one touchdown . . . Averaged 11.1 yards per catch . . . Came on late in the season and had 17 of his receptions over the final seven games . . . Career-best four receptions for 63 yards against Georgia . . . Had three catches each against Maryland, Virginia, NC State and Florida State . . . Caught a 20-yard touchdown pass from A.J. Suggs against the Seminoles . . . Ran the ball one time for a nine-yard gain against Maryland.

**2001:** Earned playing time as a true freshman until his season was ended by shoulder surgery . . . Had surgery on his left shoulder on Nov. 1 . . . Saw most of his action in the first three games when Will Glover was injured . . . Caught four passes for 116 yards, highlighted by a 50-yard touchdown reception against Navy . . . Also had a 50-yard reception



# GT tech football 2003

## PLAYER PROFILES



**Levon Thomas was Tech's fourth-leading receiver in 2002 with 20 catches for 222 yards and one touchdown.**

against the Citadel.

**HIGH SCHOOL:** One of the Top 50 players in Georgia according to the *Atlanta Journal-Constitution* . . . Named to Max Emfinger's Super 70 in Georgia and Border Wars Top 100 in the South . . . All-Southeast Region by *Prep Star* . . . One of the South Fulton Super 11 . . . Honorable mention all-state . . . Played quarterback as a senior at Banneker High and accounted for 1,686 yards and 20 touchdowns rushing and passing . . . Caught 21 passes for 876 yards as a junior.

**PERSONAL:** Levon Thomas (Pronounced luh-VON) . . . Parents are Leon and Cassandra Thomas . . . Born July 7, 1983 . . . Majoring in Management.

### GAME-BY-GAME STATISTICS


2002.....	Rec	Yds	TD	LP	Rsh	Yds	TD	LP	TD
Vanderbilt.....	2	23	0	17	0	0	0	0	
UConn.....	1	5	0	5	0	0	0	0	
Clemson.....	0	0	0	0	0	0	0	0	
BYU.....	0	0	0	0	0	0	0	0	
UNC.....	0	0	0	0	0	0	0	0	
Wake.....	0	0	0	0	0	0	0	0	
Maryland.....	3	31	0	13	1	9	0	9	
Virginia.....	3	25	0	19	0	0	0	0	
NC State.....	3	30	0	13	0	0	0	0	
Florida State.....	3	48	1	21	0	0	0	0	20
Duke.....	1	-3	0	—	0	0	0	0	
Georgia.....	4	63	0	42	0	0	0	0	
Fresno State.....	0	0	0	0	0	0	0	0	
2001.....	Rec	Yds	TD	LP	Rsh	Yds	TD	LP	TD
Syracuse.....	0	0	0	0	0	0	0	0	
Citadel.....	3	66	0	50	0	0	0	0	
Navy.....	1	50	1	50	0	0	0	0	50
Duke.....	0	0	0	0	0	0	0	0	
NC State.....	0	0	0	0	0	0	0	0	

### CAREER STATISTICS

Year.....	G-GS	Rec	Yds	Avg	TD	LP	Att	Yds	TD	LP
2001.....	5-0	4	116	29.0	1	50	0	0	0	0
2002.....	13-1	20	222	11.1	1	42	1	9	0	9
Total.....	18-1	24	338	14.1	2	50	1	9	0	9

### CAREER HIGHS

**Rec:** 4 vs. Georgia, 2002 (63 yds)  
**Rec Yards:** 66 vs. Citadel, 2001 (3 rec.)  
**Long:** 50 vs. Citadel, 2001; Navy, 2001 (TD)



**Andy  
THOMSON**

**Punter  
5-11, 180 - Jr.-R  
Coral Springs, Fla.**

**1**

**AT TECH:** Left-footed punter who will compete for the starting job this fall . . . Joined the program as walk-on in 2002.

**HIGH SCHOOL:** Three-year letterwinner as a placekicker and punter at Coral Springs High . . . Earned all-county honors from the *Fort Lauderdale Sun-Sentinel* and the *Miami Herald* . . . Team captain for coach Terry Dunn.

**PERSONAL:** Full name is Andrew Thomson . . . Born August 18, 1982 . . . Parents are Tom and Pat Thomson . . . Majoring in Computer Engineering.

# GT tech football 2003

## PLAYER PROFILES




**Andy  
TIDWELL-NEAL**

Center-Guard ★★  
6-4, 295 - Jr.  
Plymouth, Minn. **65**

**AT TECH:** Versatile offensive lineman who can play center or guard . . . Enters the season as the backup at left guard, behind two-year starter Leon Robinson . . . Backup in 2002 who saw most of his playing time in 2002 in wins over Vanderbilt and Connecticut . . . Earned a backup role at center as a true freshman in 2001 and played in three games . . . Has also played on the PAT-FG unit.

**HIGH SCHOOL:** All-state selection by the *St. Paul Pioneer Press* and the *Associated Press* . . . Named one of Minnesota's Top 12 by the *Minneapolis Star-Tribune* . . . Two-time all-conference selection . . . Averaged six pancake blocks per game . . . Team captain for coach Brad Anderson . . . Helped Wayzata High capture conference and section titles . . . Also an all-state heavyweight wrestler who posted a 39-2 record as a senior . . . Earned four letters in wrestling and three in football.

**PERSONAL:** Full name is Andrew Charles Tidwell-Neal . . . Parents are James Neal and Carol Tidwell . . . Born October 4, 1982 . . . Majoring in Economics.



**Kyle  
WALLACE**

Tackle ★★  
6-6, 285 - Jr.  
Lawrenceville, Ga. **77**


**AT TECH:** Returning starter at right tackle and one of four returnees on the offensive line . . . Enjoyed a very good season in 2002 . . . Combines with Nat Dorsey to give Tech a pair of talented junior bookends at the tackle positions.

**2002:** Named ACC Offensive Lineman of the Week twice during the season . . . Honored for his play in Tech's wins over North Carolina and Virginia . . . Missed the NC State game with a sprained ankle.

**2001:** Received some playing time as a true freshman, working his way into a rotation with senior Jason Kemble . . . Saw his most extensive action in the regular-season finale against Florida State.

**HIGH SCHOOL:** Member of the Super Southern 100 and Top 50 in Georgia by the *Atlanta Journal-Constitution* . . . Named to Max Emfinger's Super 75 in Georgia . . . Class AAAAA first-team all-state selection by the *AJC* and the *Augusta Chronicle* . . . Named Offensive Lineman of the Year by the Atlanta Touchdown Club . . . Tabbed to *Prep Star's* All-Southeast Region team . . . Average grade of 92 percent per game as a senior . . . Team captain for coach Alan Fahring at Collins Hill High . . . Chosen for the Georgia-Florida All-Star Game.

**PERSONAL:** Full name is Kyle Patrick Wallace . . . Born March 3, 1983 . . . Parents are Kieran and Pam Wallace . . . Majoring in Management.



A returning starter at tackle, Kyle Wallace was named ACC Offensive Lineman of the Week twice in 2002.

# GT tech football 2003

## PLAYER PROFILES



### Gerris WILKINSON

Linebacker ★  
6-3, 230 - So.-R 49  
Oakland, Calif.


**AT TECH:** Young defender who made great strides in the spring and is slated as a starter this fall . . . Served as a backup at outside linebacker and a starter on several special teams units last season . . . Credited with two tackles in 2002 . . . Redshirted in 2001.

**HIGH SCHOOL:** *SuperPreps* first-team all-America . . . Rated the No. 7 linebacker in the West Region by *Prep Star* . . . Second-team all-state and first-team all-city and all-East Bay . . . Made 127 tackles as a senior with six sacks, four forced fumbles and three fumble recoveries . . . Added 85 tackles and eight sacks as a junior . . . Chosen for the CaliFlorida Bowl between the top players in California and Florida . . . Coached by John Beam at Skyline High.

**PERSONAL:** Gerris Vernard Bowers Wilkinson . . . Son of Gregory Wilkinson and Denise Bowers . . . Born April 5, 1983 . . . Majoring in Management.

#### CAREER STATISTICS

Year.....	G-GS	P-A	Tkl	TFL	Sck	FC	FR	Int	PB
2002.....	13-0	2-0	2	0	0	0	0	0	0



### Chirod WILLIAMS

Defensive End ★  
6-4, 235 - Jr.-R 91  
Jacksonville, Fla.

**AT TECH:** Tall, rangy defender who has played both defensive end and linebacker . . . Enters the season at defensive end . . . Saw action on special teams in 2002 . . . Played on the scout team in 2001 . . . Redshirted in 2000.

**HIGH SCHOOL:** Rated the No. 50 prospect in Florida by *Florida BlueChips* . . . Second-team all-state (Class 2A) by the Florida Sports Writers Association . . . Ranked among the Top 100 prospects in Florida by Florida Prep Football . . . Named to the *Florida Times-Union* Super 25 . . . Credited with 71 tackles and 12 sacks as senior, following 53 tackles and eight sacks as a junior . . . Led Trinity Christian to a berth in the 2A state championship game . . . Coached by Verlon Dorminey.

**PERSONAL:** Full name is Chirod Alexander Williams . . . Born October 1, 1981 . . . Parents are Charles Williams and Mareedea Williams . . . Majoring in Management.



### Darius WILLIAMS

Tight End  
6-6, 265 - Jr.-R 83  
Clarkston, Ga.

**AT TECH:** Tight end prospect with good size . . . Could earn playing time this spring behind starter John Paul Foschi . . . Did not see any game action in 2002 . . . Experimented at defensive end during the spring . . . Redshirted in 2000.

**HIGH SCHOOL:** Rated the No. 19 tight end and No. 128 prospect in the nation by Tom Lemming . . . *SuperPrep* tabbed him the No. 20 prospect in Georgia . . . Named to the *Atlanta Journal-Constitution's* Top 75 in Georgia . . . All-America by *PrepStar* . . . Caught 15 passes for 163 yards in nine games as a senior at Avondale High . . . Also played defense and had 56 tackles and 12 sacks . . . Added 17 catches for 170 yards as a junior.

**PERSONAL:** Full name is Darius Lenard Williams . . . Born March 16, 1982 . . . Parents are Jerry and Patricia Williams . . . Majoring in Management . . . Named to the Atlantic Coast Conference Academic Honor Roll for 2001-02.

# GT tech football 2003

## PLAYER PROFILES

### Quarterbacks, Scott, Grant Highlight Tech's Incoming Class

**G**eorgia Tech head football coach Chan Gailey and his staff addressed several positions, particularly quarterback and on defense, with the signing of 20 prospective student-athletes to national letters of intent to play for the Rambling Wreck.

Headlining the class is *USA Today* prep all-America cornerback Kenny Scott of Daytona Beach, Fla., as well as running back Rashaun Grant of Tampa, Fla., quarterbacks Reggie Ball of Stone Mountain, Ga., and Stephenson High, and Patrick Carter from St. Petersburg, Fla., and linebacker Nick Moore of Arlington, Texas.

"We covered a lot of areas, and we were able to get some quality players at a lot of positions, particularly on the defensive side of the ball," said Gailey.

Tech's class of signees includes five defensive backs, three linebackers, four defensive linemen, three offensive linemen, two quarterbacks, one running back, one receiver and one combination fullback-linebacker. Tech signed six players from Georgia, as well as nine from Florida, four from Texas and one from Ohio.

The Yellow Jackets have added three talented quarterbacks to the program. In addition to Ball and Carter, who both signed on National Signing Day, Al Peña of Leander, Texas enrolled at Tech this semester.

"None of the quarterbacks that we are recruiting and will continue to recruit are just drop-back passers," said Gailey. "They all have the ability to move and make some things happen with their feet as well as their arms."

Ball, 6-0 and 180 pounds, was a first-team all-state selection and a member of the Super Southern 100 by the *Atlanta Journal-Constitution*. He passed for more than 2,000 yards as a senior with 19 touchdowns and just two interceptions. Carter, 6-3, 185, was rated the No. 19 quarterback in the nation by Tom Lemming and the No. 12 dual-threat quarterback in the country by Rivals. He threw for 2,304 yards and 21 touchdowns as a senior. Pena, 6-3, 205, was an honorable mention all-region selection by *PrepStar* while passing for 1,800 yards and rushing for 1,200 yards as a senior at Leander High.

Scott, 6-1, 180, was a second-team prep all-America by *USA Today*. He was rated the fifth-best cornerback in the nation by Rivals and the eighth-best by Tom Lemming. He earned first-team all-state honors at Seabreeze High.

Scott is one of five talented defensive backs signed by the Yellow Jackets, who graduated three of four starters in the secondary. Also signing with Tech were cornerbacks Sam Williams of Atlanta's Mays High and Brian Fleuridor of Boca Raton (Fla.) High, as well as safeties Avery Roberson of Atlanta's Washington High and Joe Gaston from Marietta's Wheeler High.

Roberson and Gaston were both named to Top 50 in Georgia and honorable mention all-state by the *Atlanta Journal-Constitution*. Roberson, 6-2, 190, was rated the No. 19 safety in the nation by Rivals while accumulating 324 tackles, 14 interceptions and 13 sacks in this career. Gaston made 80 tackles and four interceptions as a senior, when he also scored 13 touchdowns as a running back/kick returner.

Williams, 5-11, 170, and Fleuridor, 5-11, 180, bring very good speed to the cornerback position.

Moore is one of four linebacker prospects signed by the Jackets, along with Philip Wheeler of Shaw High in Columbus, Ga., and KaMichael Hall of Houston, Texas, as well as Kyle Pupello of Plant High in Tampa, Fla., who can play linebacker or fullback.

Moore, 6-1, 225, was a second-team all-state selection in Class 5-A at Arlington (Texas) High and was rated among the Top 100 players in the Dallas-Fort Worth area by the *Dallas Morning News*. He recorded 183 tackles as a senior, leading his district in tackles three straight years. Hall, another Texan from Klein Forest High, was rated the No. 67 linebacker in the nation by Rivals and was tabbed to Max Emfinger's Texas Super All-State team. The 6-1, 205-pounder registered 160 tackles as a senior. Wheeler, 6-2, 215, who had 106 tackles with 34 tackles for loss, was a first-team all-state selection by the *Atlanta Journal-Constitution*. Pupello made over 100 tackles each of the last three years.

On the defensive line, Tech signed two solidly built tackles in Mansfield Wrotto of Snellville, Ga., and LeShawn Newberry of Port Orange, Fla., as well as a pair of Florida defensive ends in Adamm Oliver of New Port Richey Ridgewood and Joe Anoai of Pensacola Escambia.

A first-team all-state selection at Brookwood High, Wrotto, 6-4, 310, was a member of the *Atlanta Journal Constitution's* Top 50 in Georgia and was rated the No. 46 player in the state by BorderWars. Newberry, 6-0, 310, was ranked No. 60 in Florida by BorderWars while earning second-team all-state honors.

Oliver, 6-4, 250, was a first-team all-state selection (Class 4-A) while registering a school-record 151 tackles as a senior. Anoai earned second-team all-state accolades (Class 5-A) and was rated No. 80 in Florida by BorderWars. He collected 119 tackles and 10 sacks as a senior.

Tech also added three offensive linemen in 6-4, 285-pound Kevin Tuminello of Youngstown, Ohio, and Boardman High, and a pair of Texans in 6-5, 280-pound Eddy Parker of Burnet and 6-4, 275-pound Matt Rhodes of Angleton. Parker was a first-team all-state selection and a member of Max Emfinger's Texas Super Team, while Tuminello and Rhodes were honorable mention all-region selections by *PrepStar*.

Regarded as one of the nation's top running backs, Grant rushed for 1,003 yards and 13 touchdowns in just eight games before his season was ended by a broken ankle. He was rated the nation's No. 2 all-purpose running back and No. 64 prospect overall by Rivals, as well as the No. 13 running back in the nation by Tom Lemming and No. 16 by TheInsiders.

"He has the kind of breakaway speed that you're looking for to make big plays," said Gailey of Grant.

Wide receiver Chris Dunlap of Miramar (Fla.) High School was an honorable mention all-region selection by *PrepStar* while catching 38 passes for 715 yards and eight touchdowns.


# GT tech football 2003

## PLAYER PROFILES

### JOE ANOAI

*DE, 6-3, 235, Pensacola, Fla. (Escambia)*

**R**ated the No. 80 player in Florida by BorderWars . . . Second-team all-state (Class 5-A) by the Florida Sportswriters Association . . . Defensive Player of the Year by the *Pensacola News Journal* . . . First-team all-Northwest Florida . . . Made 119 tackles as a senior, with 10 sacks, five forced fumbles and two interceptions . . . Added 96 tackles and six sacks as a junior . . . Coached by Ronnie Gilliland at Escambia High . . . Full name is Leah Joseph Anoai (pronounced an-uh-WHY-ee) . . . Mother is Lisa Anoai . . . Born May 25, 1985.



### REGGIE BALL

*QB, 6-0, 180, Stone Mountain, Ga. (Stephenson)*

**A**thletic quarterback who was named to the Super Southern 100 and Top 50 in Georgia by the *Atlanta Journal-Constitution* . . . Also named first-team all-state (5A) and DeKalb County Offensive Player of the Year by the *AJC* . . . Rated the No. 33 player in Georgia by BorderWars.com . . . Ranked among the nation's top 15 all-purpose quarterbacks by Rivals . . . All-region selection by *PrepStar* . . . Passed for more than 2,000 yards as a senior with 19 touchdowns and just two interceptions . . . Added 1,300 yards passing and 13 touchdowns along with 700 yards rushing and 13 scores as a junior . . . Played for coach Ron Gartrell at Stephenson High . . . Full name is Reggie Lewis Ball . . . Born Oct. 6, 1984 . . . Parents are Reggie Ball and Catherine Walker.

### PATRICK CARTER

*QB, 6-3, 185, St. Petersburg, Fla. (Lakewood)*

**T**he No. 12 rated dual-threat quarterback in the nation, according to Rivals . . . Rated the No. 19 quarterback in the nation by Tom Lemming . . . All-region selection by *PrepStar* . . . Member of the Florida Super 75 by the *Florida Times-Union*, which tabbed him the No. 5 quarterback in the state . . . Rated the No. 46 prospect in Florida by the *Orlando Sentinel* . . . Honorable mention all-state (Class 4-A) by the Florida Sportswriters Association . . . Also made the All-Conference Academic team . . . Threw for 2,304 yards and 21 touchdowns as a senior, when he also rushed for 300 yards and four scores . . . As a junior, he passed for 1,884 yards and 15 scores, along with 400 yards and four touchdowns on the ground . . . Three-year letterman and team captain for coach Brian Bruch at Lakewood High . . . Anchored 2003 state



championship relay team in the 4x100 meters . . . Older brother, Tim Carter, played wide receiver at Auburn and is now with the NFL's New York Giants . . . Parents are John and Laura Carter.

### CHRIS DUNLAP

*WR, 6-0, 185, Miramar, Fla. (Miramar)*

**H**onorable mention all-region selection by *PrepStar* . . . Caught 38 passes for 715 yards and eight touchdowns as a senior . . . Added 200 rushing yards and two touchdowns . . . Also played cornerback and had one interception and returned two fumbles for touchdowns as a senior . . . First-team all-district and third-team all-Broward County . . . Team captain for coach William Hendricks at Miramar High . . . Full name is Christopher Denard Dunlap . . . Parents are C.D. and Marylinn Dunlap . . . Born Nov. 16, 1985.

### BRIAN FLEURIDOR


*CB, 5-11, 180, Delray Beach, Fla. (Boca Raton)*

**S**econdary prospect with good speed . . . Three-time, first-team all-county selection . . . Earned second-team all-state honors as a junior . . . Had one interception, which he returned for a touchdown, and seven pass breakups, along with 35 tackles his senior year . . . Made 56 tackles, seven interceptions and 10 pass breakups as a junior . . . Selected for the Outback Bowl All-Star Game . . . Team and four-year letterman captain for coach Brian Dodds at Boca Raton High . . . Brian Fleuridor (pronounced FLOOR-uh-door) . . . Parents are Gilbert Fleuridor and Yvette Agusma . . . Born June 10, 1984.

### JOE GASTON

*S, 6-0, 200, Marietta, Ga. (Walton)*

**B**ig, athletic safety . . . Named to *Atlanta-Journal Constitution's* Top 50 in Georgia . . . Honorable mention all-region selection by *PrepStar* . . . First-team all-Cobb County and honorable mention all-state selection (Class 5A) by the *Atlanta Journal-Constitution* . . . Also earned all-county honors as a junior and honorable mention recognition as a sophomore . . . Ranked the No. 37 prospect in Georgia by BorderWars . . . Made 80 tackles and four interceptions as a senior, when he also scored 13 touchdowns as a running back/kick returner . . . Honored as Back of the Week by the Atlanta Touchdown Club . . . Credited with 120 tackles and six interceptions as a junior . . . Four-year letterman



# GT tech football 2003

## PLAYER PROFILES

for coach Ed Dudley at Walton High . . . Full name is Joseph Harling Gaston . . . Born July 12, 1984 . . . Parents are Bruce Gaston and Betty Gaston.

### RASHAUN GRANT

*RB, 5-11, 190, Tampa, Fla. (Jefferson)*

**T**alented running back who was rated the nation's No. 2 all-purpose running back by *Rivals*, which tabbed him the No. 64 prospect overall . . . Ranked the No. 13 running back in the nation by Tom Lemming and No. 16 by *TheInsiders* . . . Tabbed to the Super Southern 100 by the *Atlanta Journal-Constitution* . . . Member of the *Florida Times-Union* Florida Super 75 and *Orlando Sentinel* Florida Top 100 . . . Rated the No. 20 player in Florida by *BorderWars.com* . . . *PrepStar* Dream Team all-America . . . Second-team all-state (Class 4-A) by the Florida Sportswriters Association . . . Senior season was ended by a broken ankle but still rushed for 1,003 yards and 13 touchdowns in just eight games . . . Also had 18 catches for 330 yards and two punt returns for scores . . . Had 1,127 yards rushing, 456 yards receiving and 19 scores as a junior . . . Added 936 yards rushing as a sophomore . . . Full name is Rashaun Adari Grant . . . Son of James and Yvonne Robinson . . . Born Oct. 6, 1984.



### KaMICHAEL HALL

*LB, 6-1, 205, Houston, Texas (Klein Forest)*

**R**ated the No. 67 linebacker in the nation by *Rivals* . . . Named to Max Emfinger's Texas Super All-State team . . . Finalist for the Houston Touchdown Club's Defensive Player of the Year honor . . . District Most Valuable Defensive Player . . . Recorded 160 tackles, nine tackles for loss and two interceptions as a senior . . . Team captain and three-year letterman for coach Gene Johnson at Klein Forest High . . . Full name is KaMichael Charles Hall (first name pronounced KAY-mike-ull) . . . Parents are Richard and Nassia Hall . . . Born Jan. 22, 1985.

### NICK MOORE

*LB, 6-0, 225, Arlington, Texas (Arlington)*

**S**econd-team all-state selection in Class 5-A by the Texas Associated Press Sports Editors . . . Rated among the Top 100 prospects in the Dallas-Fort Worth area by the *Dallas Morning News* . . . Honorable mention all-region selection by *PrepStar* . . . Named all-area Defensive Player of the Year . . . Earned all-district honors on offense and defense the last two years . . . Led the district in tackles three straight years . . . Recorded 183 tackles as a senior, along with five interceptions, five forced

fumbles, four fumble recoveries and four sacks . . . Also played fullback, rushing for 230 yards and six touchdowns . . . Registered 142 tackles as junior with four sacks, three interceptions, four caused fumbles and three fumble recoveries . . . Junior year offensive statistics included eight receptions for 100 yards and three touchdowns . . . Added 135 tackles and two interceptions as a sophomore . . . Three-year letterman for coach Mickey Finley at Arlington High . . . Member of the National Honor Society . . . Full name is Nicholas Jordan Moore . . . Born Sept. 14, 1984 . . . Parents are Barry and Carole Moore.

### LeSHAWN NEWBERRY

*DT, 6-0, 310, Port Orange, Fla. (Spruce Creek)*

**S**olidly-built defensive lineman . . . Second-team all-state (Class 5-A) by the Florida Sportswriters Association . . . Earned second-team all-Central Florida honors from the *Orlando Sentinel* . . . The No. 60 prospect in Florida by *BorderWars* . . . Honorable mention all-region selection by *PrepStar* . . . Credited with 75 tackles, 15 tackles for loss, six sacks, five forced fumbles and two fumble recoveries as a senior . . . Played in the Central Florida All-Star Game . . . Team captain and four-year starter for coach Jared Zito at Spruce Creek High . . . Full name is LeShawn Levell Newberry . . . Parents are Leroy Newberry and Sheila Gordon . . . Born Feb. 1, 1985.

### ADAMM OLIVER

*DE, 6-4, 250, New Port Richey, Fla. (Ridgewood)*

**F**irst-team all-state (Class 4-A) by the Florida Sportswriters Association . . . Tabbed to the Florida Top 100 by the *Orlando Sentinel* . . . Two-way standout who also played running back . . . Earned first-team all-county honors on defense and second-team accolades on offense by the *Tampa Tribune* . . . Also named Pasco County Defensive Player of the Year by the *Tampa Tribune* . . . Sunshine Athletic Conference Offensive and Defensive Player of the Year . . . Registered a school-record 151 tackles as a senior, along with 6.5 sacks, six forced fumbles and five blocked punts . . . Set school record with nine sacks as a junior . . . Rushed for 1,154 yards and 15 touchdowns as a senior after gaining over 500 yards as a junior . . . Four-year letterman for coach Troy Cornwell at Ridgewood High . . . Full name is Adamm Lee Oliver . . . Parents are Stan Oliver and Cyndi Walker . . . Born Aug. 5, 1985.




# GT tech football 2003

## PLAYER PROFILES

### EDDY PARKER

*OL, 6-5, 280, Burnet, Texas (Burnet)*

**F**irst-team all-state (Class 3-A) by the Texas Associated Press Sports Editors . . . Named to Max Emfinger's Texas Super Team all-state team . . . Credited with 112 pancake blocks and 52 knockdown blocks in 15 games as a senior . . . Top-grading lineman on an offensive unit that produced 5,693 yards of total offense and 77 touchdowns . . . Three-time letterman for coach Bob Shipley at Burnet High . . . Helped his team reach the Texas 3-A state championship game . . . Also an Academic All-District . . . Full name is Edward Horace Parker . . . Parents are H.G. and Jane Parker . . . Born Aug. 19, 1984.



### KYLE PUPELLO

*FB/LB, 6-1, 230, Tampa, Fla. (Plant)*

**V**ersatile player who could play fullback or linebacker but is likely to begin his career at fullback . . . Led his team with 125 tackles as a senior while causing six fumbles . . . . . Named to the *Tampa Tribune's* Hardnosed Throwback Player team . . . Team MVP as a junior . . . Had over 100 tackles and more than 50 receptions both his sophomore and junior seasons . . . Four-year letterman for coach Darlee Nelson at Plant High . . . Full name is Kyle Kenneth Pupello (pronounced puh-PELL-o). . . Parents are Joe and Tracy Pupello . . . Born Sept. 1, 1985.



## GEORGIA TECH'S 2003 INCOMING FRESHMEN

Joe Anoai .....	DE	6-3	235	Pensacola, Fla. (Escambia)
Reggie Ball .....	QB	6-0	180	Stone Mountain, Ga. (Stephenson)
Patrick Carter .....	QB	6-3	185	St. Petersburg, Fla. (Lakewood)
Chris Dunlap .....	WR	6-0	185	Miramar, Fla. (Miramar)
Brian Fleuridor .....	CB	5-11	180	Delray Beach, Fla. (Boca Raton)
Joe Gaston .....	S	6-0	200	Marietta, Ga. (Walton)
Rashaun Grant .....	RB	5-11	190	Tampa, Fla. (Jefferson)
KaMichael Hall .....	LB	6-1	205	Houston, Texas (Klein Forest)
Nick Moore .....	LB	6-1	225	Arlington, Texas (Arlington)
LeShawn Newberry .....	DT	6-0	310	Port Orange, Fla. (Spruce Creek)
Adamm Oliver .....	DE	6-4	250	New Port Richey, Fla. (Ridgewood)
Eddy Parker .....	OL	6-5	280	Burnet, Texas (Burnet)
Kyle Pupello .....	FB/LB	6-1	230	Tampa, Fla. (Plant)
Matt Rhodes .....	OL	6-4	275	Angleton, Texas (Angleton)
Avery Roberson .....	S	6-2	190	Atlanta, Ga. (Washington)
Kenny Scott .....	CB	6-1	175	Daytona Beach, Fla. (Seabreeze)
Kevin Tuminello .....	OL	6-4	285	Youngstown, Ohio (Boardman)
Philip Wheeler .....	LB	6-2	215	Columbus, Ga. (Shaw)
Sam Williams .....	CB	5-11	170	Atlanta, Ga. (Mays)
Mansfield Wrotto .....	DT	6-4	310	Snellville, Ga. (Brookwood)

# GT tech football 2003

## PLAYER PROFILES

### MATT RHODES

*OL, 6-4, 275, Angleton, Texas (Angleton)*


**H**onorable mention all-region selection by *PrepStar* . . . Three-time all-county selection . . . Also an Academic All-District selection . . . Three-year letterman and team captain for coach Pat Fulbright at Angleton High . . . Full name is Matthew Derrell Rhodes . . . Born June 12, 1985 . . . Parents are Roy and Rosemary Rhodes.



### KENNY SCOTT

*CB, 6-1, 180, Daytona Beach, Fla. (Seabreeze)*


**S**econd-team prep all-America by *USA Today* . . . Talented cornerback with excellent size and speed . . . Rated the No. 37 player and the fifth best cornerback in the nation by *Rivals* . . . Ranked the nation's No. 8 cornerback by Tom Lemming . . . Member of *PrepStar's* Dream Team All-America squad . . . Tabbed to the Super Southern 100 by the *Atlanta Journal-Constitution* . . . Rated the No. 11 prospect in Florida by the *Orlando Sentinel* . . . Ranked the No. 16 player in Florida and one of the Top 101 players in the Southeast by *BorderWars* . . . Member of the *Florida Times-Union* Florida Super 75 . . . First-team all-state (Class 3-A) by the Florida Sportswriters Association . . . Also a standout prep running back who gained over 1,000 yards as a senior . . . Played for coach Mark Beach at Seabreeze High. (Photo courtesy of *Daytona Beach News-Journal/Nigel Cook*)



### AVERY ROBERSON

*S, 6-2, 190, Atlanta, Ga. (Washington)*

**N**amed to the *Atlanta Journal-Constitution's* preseason Georgia Super 11 . . . Honorable mention all-state selection in Class AAAA and member of Top 50 in Georgia by the *Atlanta Journal-Constitution* . . . Rated the No. 19 safety in the nation by *TheInsiders* and No. 31 by *Rivals* . . . Ranked the No. 15 prospect in Georgia and one of the Top 101 players in the Southeast by *BorderWars* . . . All-region selection by *PrepStar* . . . Career totals of 324 tackles, 14 interceptions and 13 sacks . . . Coached by Rodney Cofield at Washington High . . . Last name pronounced ROW-ber-sun.






# GT tech football 2003

## PLAYER PROFILES

### KEVIN TUMINELLO

*OL, 6-4, 285, Youngstown, Ohio (Boardman)*

**O**ffensive line prospect who is likely to play center . . . Honorable mention all-region selection by *PrepStar* . . . All-Northeastern Ohio honoree . . . Named to the *Youngstown Vindicator's* Elite 25 . . . First-team all-conference as a senior after earning second-team honors as a junior . . . Selected for the Ohio North-South All-Star Game . . . Three-year letterman and team captain and offensive MVP for coach Garry Smith at Boardman High . . . Earned the team's scholar-athlete award the last two years . . . Member of the National Honor Society . . . Brother Chris played offensive line for Toledo and was an academic all-America . . . Last name pronounced too-min-ELL-o . . . Parents are James and Debra Tuminello . . . Born Sept. 4, 1984



### PHILIP WHEELER


*LB, 6-2, 215, Columbus, Ga. (Shaw)*

**F**irst-team all-state selection in Class AAAA by the *Atlanta Journal-Constitution* . . . Honorable mention all-region selection by *PrepStar* . . . Recorded 106 tackles with 34 tackles for loss and five forced fumbles as a senior . . . Team captain and four-year letterman for coach Charles Flowers at Shaw High . . . Helped his team to state title as a sophomore . . . Mother is Phyllis Dent . . . Born Dec. 12, 1984.

### SAM WILLIAMS

*CB, 5-11, 170, Atlanta, Ga. (Mays)*


**C**ornerback prospect with excellent speed . . . Registered 65 tackles, six interceptions and 15 pass breakups as a senior . . . Also played receiver and 24 receptions for 703 yards . . . Named to the All-City team by the *Atlanta Journal Constitution* . . . Team captain for coach T. Davis at Mays High . . . Also a track standout in the 100 and 200 meters . . . Full name is Samuel Adonus Williams . . . Son of Rachel Williams . . . Born May 26, 1985.



### MANSFIELD WROTTO

*DT, 6-4, 310, Snellville, Ga. (Brookwood)*

**F**irst-team all-state selection in Class 5A by the *Atlanta Journal-Constitution* . . . Named to the *Atlanta Journal-Constitution's* Top 50 in Georgia . . . Rated the No. 46 player in Georgia by *BorderWars* . . . Ranked among the nation's top 50 defensive tackles by *Rivals*, which also tabbed him the No. 42 prospect in Georgia . . . Made 61 tackles, with five tackles for loss, 2.5 sacks and 16 quarterback hurries . . . Graded 92 percent with 46 knockdown blocks as an offensive lineman . . . Three-time letterman for coach Mark Crews at Brookwood High . . . Full name is Mansfield Chell Wrotto (pronounced ROT-o) . . . Parents are Mansfield and Jemmie Wrotto . . . Born Oct. 12, 1984.





**HEAD COACH**

**CHAN GAILEY**

## HEAD COACH

# CHAN GAILEY

**At Tech: 7-6, 2nd Year**

**Overall: 31-17, 5th Year**

**Named the Georgia Tech head coach on Dec. 29, 2001, Chan Gailey is just the second Yellow Jacket head coach to lead Tech to a bowl game in his first season.**



**C**han Gailey, a 29-year football coaching veteran, including 13 seasons in the college ranks and 16 years in the professional football, was named the 11th head coach in Georgia Tech football history on Dec. 29, 2001.

In his first season at the helm of the Tech program, Gailey steered the Yellow Jackets through adversity, including season-ending injuries to the team's top offensive and defensive players, to a school-record tying sixth consecutive bowl berth in the 2002 Silicon Valley Football Classic. His first Yellow Jacket edition posted a sixth straight year of seven or more wins, highlighted by an improbable victory at 8th-ranked NC State.

Gailey is just the second head coach in Georgia Tech history to lead the Jackets to a bowl game in his first season, joining Bill Fulcher, who guided his 1972 Tech to the Liberty Bowl.

Gailey, 51, brought to Tech a history of success at every stop in his coaching career, including three seasons as a college head coach at Troy State University and Samford University in Alabama, as well as two years as the head coach of the Dallas Cowboys in the National Football League and two at the helm of the Birmingham Fire of the World League of American Football. He made a name for himself as an innovative offensive mind during NFL stops in Pittsburgh, Dallas and Miami, among others.

In four years as a college head coach, Gailey has compiled a record of 31-17 (.646), including a 19-5 mark in two years at Troy State and a 5-6 slate at Samford.

"Chan Gailey is the right fit for Georgia Tech at this time," said Tech Director of Athletics Dave Braine upon Gailey's hiring. "Besides all the great qualities he possesses as a football coach, he's an even better human being."

Gailey came to Tech after two seasons (2000-01) as offensive coordinator for the Miami Dolphins under head coach Dave Wannstedt.

"How many times does a guy like myself get a chance to come to an institute like this?" said Gailey on the day he was introduced. "It's something that you can believe in, and when you talk to somebody you know what you're selling and you know what you're talking about. What's up

here with the alumni and the people that are involved, every day I get to go to work with people that exude character and class. That's an enjoyable situation.

"I did ask, 'Do we have the ability to win a national championship?' because I want to win and that's part of the process. I want to win a championship and that's why you play, that's why you line up and that's why you go out and work and lift weights in the off season, to have a chance to be the best of the best and that's one of the goals. I get a chance to come back to my home state and I get an opportunity to work in a great city and to be involved with an unbelievable institute."

Gailey joined the Dolphins after spending the previous two years (1998-99) as the head coach of the Dallas Cowboys. Under Gailey, the Cowboys compiled a composite regular season record of 18-14 in his two seasons, qualified for the playoffs both years, and captured the NFC Eastern Division title in 1998. In addition, the Cowboys finished in the top five in the NFL in both fewest turnovers and fewest interceptions in each of Gailey's two seasons as head coach, including a number one ranking in both categories in 1998.

In Gailey's first season with the Dolphins, he helped guide a running game which amassed 1,894 yards, the most by a Dolphin team since 1984. Lamar Smith finished tenth in the AFC with 1,139 yards rushing, the second-highest single-season total by a Dolphin, marking just the seventh time (fifth player) that a Dolphin has reached the 1,000-yard rushing plateau.

In seven of the eight seasons that Gailey was either a coordinator or head coach in the NFL, he had a player attain the 1,000-yard rushing mark each time, including Jerome Bettis of the Steelers and Emmitt Smith of the Cowboys.

Before joining the Cowboys in 1998, Gailey spent the previous four seasons (1994-97) with the Pittsburgh Steelers, including each of the last two as offensive coordinator. His first two years there were spent tutoring the club's wide receivers. In Gailey's four seasons with the Steelers, the team won the AFC Central Division crown each time, appeared in the AFC Championship Game on three occasions and made one trip to the Super

# HEAD COACH

## WHAT THEY SAY ABOUT CHAN GAILEY

*"Chan Gailey is the right fit for Georgia Tech at this time. Besides all the great qualities he possesses as a football coach, he's an even better human being."*

**Dave Braine, Tech Director of Athletics**

*"It's a great choice for Tech in my opinion because Chan has all the qualities you look for in a head coach. He's been successful everywhere he's been, and he's learned under some great coaches. He's done it all. He won a national championship at Troy State and was the head coach of the Cowboys. I think he'll be great for recruiting the state of Georgia. I'm happy for him because I know how much he loves this state."*

**Dan Reeves, Head Coach, Atlanta Falcons**

*"I want to congratulate Chan on being named Head Coach at Georgia Tech. I'm sure he will do a great job in continuing the long tradition of success the school's football program has enjoyed. I also know he is an outstanding coach who has been a winner on both the college and pro levels. I'm confident he will be a positive influence on the student-athletes he will coach there, and the school could not have picked a finer person for the head coaching position."*

**Dave Wannstedt, Head Coach, Miami Dolphins**

*"I think Chan is one of the best around, and I've worked with a lot of them in different places. He's a great communicator and is great at simplifying things to let guys go out and play football."*

**Jay Fiedler, Quarterback, Miami Dolphins**

*"Chan Gailey is a very good football coach. He is also an outstanding person. From a football perspective, he knows how to move the chains and control the tempo of a football game. He knows how to score points, and he knows how to win. Away from the field, he is a great person - about as solid a man as you are going to meet. He will have success at Georgia Tech, and I will be pulling for him."*

**Emmitt Smith, NFL's All-Time Leading Rusher**

Bowl. Pittsburgh finished second in the NFL in rushing offense in 1996, averaging 143.7 yards per game. In Gailey's final season with the Steelers, he presided over the league's top-ranked rushing team, one that amassed an average of 154.9 yards per contest.


The NFL team with which Gailey coached reached postseason play each of his last eight years in the league, and 11 of his 14 seasons overall.

Gailey is one of nine current NCAA Division I-A head coaches who have previously been head coaches in the NFL. The others are Rich Brooks (Kentucky), Pete Carroll (Southern California), Mike Riley (Oregon State), Al Groh (Virginia), Lou Holtz (South Carolina), June Jones (Hawaii), John Mackovic (Arizona) and John Robinson (UNLV).

Of those nine, only Gailey, and Robinson (Los Angeles Rams) have led a team to the NFL playoffs and compiled a winning NFL record.

Gailey got his start in the NFL coaching ranks as an assistant with the Denver Broncos in 1985. He served as a defensive assistant and special teams coach in his first season there before moving to the offensive side in 1986. He served two years (1986-87) as the Broncos' special teams and tight ends coach prior to taking over the task as quarterbacks coach in 1988. He was promoted to offensive coordinator/receivers coach in 1989, and served two years in that position.

During Gailey's six-year stay in Denver, the team finished first or second in the AFC West on five occasions and made three Super Bowl appearances. Following his tenure in Denver, Gailey was named head coach with the Birmingham Fire of the World League in 1991, and in his



**NFL EXPERIENCE:** Chan Gailey is one of nine current Division I-A head coaches who have NFL head coaching experience. He led the Dallas Cowboys to the playoffs in each of his two seasons as head coach.

# HEAD COACH



*Laurie and Chan Gailey.*

two seasons there, the Fire qualified for the playoffs both times. A stop as head coach at Samford University in 1993 preceded his stint with the Steelers.

Gailey began his coaching career as a graduate assistant at the University of Florida in 1974, where he spent the next two years. From there, he moved on to his first full-time position, as secondary coach at Troy (Ala.) State, where he served from 1976-78. That was followed by a four-year stint (1979-82) at the Air Force Academy, the final two as defensive coordinator under Ken Hatfield. He returned to Troy State in 1983 and spent the next two seasons there as the school's head coach. He led the team to a Division II national championship in 1984.

Born January 5, 1952 in Gainesville, Ga., Gailey was an all-state quarterback at Americus High School, and went on to letter three years (1971-73) as a quarterback at the University of Florida. He graduated from Florida in 1974 with a degree in physical education. Gailey and his wife, Laurie, have two sons, Tate and Andrew.

## Chan Gailey AS A HEAD COACH

Year	Team	Record
1983	Troy State	7-4
1984	Troy State	12-1 <i>NCAA Division II National Champions</i>
1993	Samford	5-6
2002	Georgia Tech	7-6
Total, College Head Coach (4 years)		31-17 (.646)
1991	Birmingham Fire (WIAF)	5-5 <i>Playoffs</i>
1992	Birmingham Fire (WIAF)	7-2-1 <i>Playoffs</i>
1998	Dallas Cowboys	10-6 <i>NFL Playoffs/Division Champion</i>
1999	Dallas Cowboys	8-8 <i>NFL Playoffs/Wild Card</i>
Total, NFL Head Coach (2 years)		18-14 (.563)

## Chan Gailey AT-A-GLANCE

**Full name:** Thomas Chandler Gailey, Jr.

**Born:** January 5, 1952 in Gainesville, Ga.

**Family:** Wife Laurie; sons Tate and Andrew

**Education:** Bachelor's degree in physical education, Florida, 1974; graduated from Americus (Ga.) High School, 1970

**College playing experience:** Florida, quarterback from 1971-73 (no pro playing experience)

**College coaching experience (13 seasons):**

Florida - graduate assistant, 1974-75

Troy State - defensive backs coach, 1976-78

Air Force - defensive assistant, 1979-80, defensive coordinator, 1981-82

Troy State - head coach, 1983-84

Samford - head coach, 1993

Georgia Tech - head coach, 2002-present

**Professional coaching experience (16 seasons):**

Denver Broncos - defensive assistant and special teams coach,

1985; special teams and tight ends, 1986-87; quarterbacks

coach, 1988; offensive coordinator/receivers coach, 1989-90

Birmingham Fire (WIAF) - head coach, 1991-92

Pittsburgh Steelers - wide receivers coach, 1994-95; offensive coordinator, 1996-97

Dallas Cowboys - head coach, 1998-99

Miami Dolphins - offensive coordinator, 2000-01

## ASSISTANT COACHES

### JOE D'ALESSANDRIS

#### Offensive Line

#### 2nd Year at Tech

**J**oe D'Alessandris, who possesses a wide range of experience at the collegiate and professional levels, enters his second season as Georgia Tech's offensive line coach.

D'Alessandris' offensive line helped the Tech rushing attack remain productive in 2002 despite numerous injuries to the Jackets' tailbacks, and he coached all-Atlantic Coast Conference tackle Nat Dorsey.

D'Alessandris came to Tech in 2002 after coaching the offensive line at Duke the last five years (1997-01). Five linemen that he coached during that time have gone on to the NFL in center Patrick Mannelly (5th round, Chicago, 1998), guard Lennie Friedman (2nd round, Denver, 1997), center Troy Andrew (free agent, Miami, 2001), Shawn Lynch (free agent, Kansas City, 2002) and John Miller (free agent, Houston, 2002).

In addition, D'Alessandris coached on the Gray squad at the 1999 Blue-Gray Classic.

He went to Duke after serving as offensive line coach at the University of Pittsburgh in 1996, and with the Memphis Mad Dogs of the Canadian Football League in 1995. Prior to his Memphis position, he was the offensive line coach at Texas A&M in 1994, helping the Aggies to a 10-0-1 record. He has also held posts with the World League Birmingham team (1991-92) and the CFL Ottawa team (1990).



A native of Aliquippa, Pa., D'Alessandris, 48, was a four-year letterman and a three-year starting offensive guard at Western Carolina, where he earned a bachelor's degree in 1977 and added a master's degree in 1979. As a senior, he received the Catamounts' Big Cat Award as the football team's most valuable player and served as team captain. He began his coaching career at Western Carolina as a graduate assistant before moving on to Livingston (1979-83), Memphis (1984-85) and Chattanooga (1986-89).

He and his wife Toni have three daughters, Anna, Kelly, and Emily.





## ASSISTANT COACHES

### BUDDY GEIS

**Wide Receivers /  
Passing Game Coordinator  
1st Year at Tech**

**W**ayne "Buddy" Geis, formerly an assistant coach with the Dallas Cowboys, joined the Georgia Tech staff in February of 2003 as passing game coordinator and wide receivers coach.

Geis reunites with Tech head coach Chan Gailey, under whom he worked in the National Football League.

Geis spent three seasons with the Cowboys, coaching the Dallas quarterbacks in 1998-99 under Gailey and then directing the offensive nickel package under Dave Campo in 2000. During his stint as quarterbacks coach, the Cowboy signal callers threw only 21 interceptions in two seasons, the lowest total in the NFL during that span. In 1998, the quarterback trio of Troy Aikman, who missed five games due to injury, Jason Garrett and Mike Quinn totalled just eight interceptions, fewest in the league. The following year, Aikman and his backups were second in the NFL with just 13 interceptions, and Aikman passed for 2,964 yards despite missing two games.

Before going to Dallas, Geis spent two years (1996-97) as offensive assistant and assistant quarterbacks coach with the Indianapolis Colts, where he worked with Colts' quarterback Jim Harbaugh, who recorded the second-best quarterback rating of his career under Geis in 1997.

Geis broke into the NFL as receivers coach for the Green Bay Packers from 1988-91 under Lindy Infante. While with the Packers, Geis tutored

all-pro receiver Sterling Sharpe, who led the NFL with 90 receptions in just his second season (1989) in the league. Under Geis' tutelage, Sharpe totaled 281 receptions for 4,280 yards and 23 touchdowns in four seasons.

Geis also coached in the Canadian Football League, serving as offensive coordinator for the Memphis Mad Dogs in 1995 on the staff of former Tech head coach Pepper Rodgers, and in the USFL with the Jacksonville Bulls, spending two years (1984-85) on Infante's staff.



Geis' college coaching experience includes one year each as the offensive coordinator at Tulane (1994) and Duke (1993) and two seasons as offensive coordinator and quarterbacks coach at Memphis State (1986-87). He originally worked with Infante during his first stint with Tulane (1977-82), which followed a three-year stop at Arizona (1974-76).

A native of Altoona, Pa., Geis earned his degree in health and physical education from Lock Haven University in 1972. He added a master's degree in education and administration at Arizona in 1976.

He and his wife, Jere, have two children, Adam and Jeni.



## ASSISTANT COACHES

### BRICK HALEY

#### Linebackers

#### 2nd Year at Tech

**A**ndrea "Brick" Haley enters his second season as Georgia Tech's linebackers coach.

Haley coached the Yellow Jackets' top three tacklers in 2002, the linebacker trio of all-Atlantic Coast Conference honoree Recardo Wimbush, who signed a free agent contract with the Atlanta Falcons, as well as Daryl Smith and Keyaron Fox.

Haley joined the Tech staff in February of 2002 after three seasons as the defensive coordinator and linebackers coach at Baylor.

A native of Gadsden, Ala., Haley entered the college ranks full-time as the defensive line coach at Austin Peay State from 1991-93. He became the defensive line coach at Troy State in 1994 and remained there through the 1996 season. He was named defensive coordinator after the 1996 season, but moved on to Houston to coach outside linebackers in 1997.

Haley also coached outside linebackers at Clemson for one year (1998) before taking the position at Baylor.



Haley, 37, graduated from Emma Sansom High School in Gadsden in 1984, and went on to play linebacker for the football team at Alabama A&M, where he earned a bachelor's degree in physical education with a minor in telecommunications in 1989.

After remaining at Alabama A&M as a student assistant coach for spring practice, Haley became an assistant coach at Enterprise (Ala.) High School, coaching tight ends, in 1989. He took a graduate assistant position at the University of Arkansas, working with the defensive line in 1990, before earning his first full-time position at Austin Peay State the following year.

Haley is married to the former Tina DeLaine, and the couple has one son, A.J.





## ASSISTANT COACHES

### CURTIS MODKINS

#### Running Backs

#### 2nd Year at Tech

**C**urtis Modkins begins his first year as Georgia Tech's running backs coach and his second year on the Tech staff after working with defensive backs last fall.

Modkins coached Tech's only first-team all-Atlantic Coast Conference honoree in 2002, free safety Jeremy Muires.

Modkins joined head coach Chan Gailey's staff in January of 2002 after four seasons as cornerbacks coach at the University of New Mexico.

In 2001, Modkins' cornerbacks helped New Mexico rank 18th in the nation in total defense and haul in 15 total interceptions, and senior Stephen Persely was named to the all-Mountain West Conference team with six interceptions.

From 1998 to 2000, UNM's passing yardage allowed declined each year.

In 1999, Modkins served a summer internship with the Dallas Cowboys, whose head coach at the time was Chan Gailey.

Modkins went to New Mexico from Texas Christian University, where he was a graduate assistant for one year (1995) and a full-time assistant coach for two years (1996-97).



Modkins was a three-year starter at running back at TCU, where he rushed for 2,763 yards and caught 54 passes during his career. He was a second team all-Southwest Conference selection in 1992 and ranked third on the Horned Frogs' career rushing list at the end of his career.

Upon the completion of his playing career, Modkins served for three years on Pat Sullivan's staff. He was a graduate assistant in 1995, the secondary coach in 1996 and the tight ends coach in 1997 before moving to New Mexico.

Modkins received his bachelor's degree in criminal justice from TCU in 1993 and then earned his M.L.A. degree from TCU in 1997. Modkins is married to the former Kristi Ford, and the couple has a son, Jett, age 7, and a daughter, Mariah, 3.



## ASSISTANT COACHES

### PATRICK NIX

**Quarterbacks /  
Running Game Coordinator  
2nd Year at Tech**

**E**ntering his second season at Georgia Tech, Patrick Nix will serve as the running game coordinator while coaching the quarterbacks, his former position as a player.

Last fall, Nix was Tech's running backs coach and recruiting coordinator. He helped the offensive backfield overcome the season-ending injuries to its top three tailbacks.

Nix came to Tech in 2002 after one year as wide receivers coach and recruiting coordinator at Samford University.

Prior to his one season at Samford, Nix was the head coach at Henderson State University, an NCAA Division II school in Arkadelphia, Ark., for two years (1999-2000). Under Nix, the HSU offense set 18 school records, four Gulf South Conference records and three national records.

Nix began his coaching career with a three-year stint at Jacksonville



State University, serving as running backs coach in 1996 and as quarterbacks coach and passing game coordinator in 1998. He helped the Gamecocks improve from 1-10 in 1997 to 7-4 in 1998.

A native of Attalla, Ala., Nix was a standout quarterback at Auburn, where as a sophomore he was part of the Tigers' 1993 squad that posted a perfect 11-0 record. In 1995, as captain and starting quarterback, he led Auburn to an 8-4 record and received the team's Pat Sullivan Award for Offensive Player of the Year as well as the Cliff Hare Award as the school's Student-Athlete of the Year. He finished his playing days as the Tigers' career passing efficiency leader and ranked among the top five in school history in numerous other statistical categories.

Nix, who earned a bachelor's degree in secondary education from Auburn in 1995, is married to the former Krista Chapman, and the couple has three children, Emma, Bo, and Caleb.



## ASSISTANT COACHES

### TOMMIE ROBINSON

#### Tight Ends

#### 2nd Year at Tech

In his second season at Georgia Tech, Tommie Robinson will coach the Rambling Wreck tight ends after working with wide receivers last season.

Robinson came to Tech in 2002, reuniting with Tech head coach Chan Gailey, for whom he played at Troy State and worked as an assistant coach with the Dallas Cowboys.

Last fall, Robinson worked with standout receivers Kerry Watkins and Will Glover, who both finished among the top five receivers in Georgia Tech history. Watkins earned all-ACC honors.

Robinson spent the 2001 season as the running backs coach at Oklahoma State after serving three years as an offensive assistant with the NFL's Cowboys, working with wide receivers and special teams.

Prior to his time in Dallas, Robinson spent four seasons at TCU (1994-97) and two at Utah State (1992-93) as a full-time assistant following a stint as a graduate assistant coach at Arkansas.


Robinson, 39, has served NFL coaching internships at New Orleans,



St. Louis and Dallas.

A native of Phenix City, Ala., Robinson played for Gailey at Troy State, where he was a part of the 1984 Division II national champions. He was a three-year starter as a strong safety for the Trojans and earned a bachelor's degree in criminal justice in 1985.

After pursuing professional football, he coached on the high school level, including four years (1987-90) at his alma mater, Central High in Phenix City, Ala. He and his wife Lartonyar, have three children, Dontrell, Tawanda and Trey.



## ASSISTANT COACHES

### GLENN SPENCER

#### Defensive Line

#### 3rd Year at Tech

In his third season as an assistant coach at his alma mater, Glenn Spencer is in his second season on the defensive staff, coaching Georgia Tech's defensive line. He also spent one year as the Rambling Wreck's running backs coach.

Last fall, Spencer worked with a very young defensive front that started two freshmen and two sophomores and remained productive despite the loss of its top player, all-America defensive end Greg Gathers.

As Tech's running backs coach in 2001, Spencer tutored all-Atlantic Coast Conference tailback Joe Burns, who became just the fifth 1,000-yard rusher in Georgia Tech history and is now with the NFL's Buffalo Bills.

Spencer returned to Tech in 2001 after 11 years at West Georgia, including a very successful three-year stint as head coach. He compiled a 28-7 record from 1998-2000, including two Gulf South Conference titles and two appearances in the NCAA Division II playoffs. With an .800 winning percentage, he left as the winningest coach in Gulf South Conference history.

In 1998 Spencer was named the NCAA Division II Regional Coach of the Year by the American Football Coaches Association after guiding the Braves to a 10-2 record, the conference championship and a playoff berth in his first season as head coach. West Georgia also posted a 10-2 record



in 2000, following an 8-3 mark in 1999.

Spencer began his coaching career in 1990, when he was hired as an assistant coach at West Georgia. Spencer coached the Braves' defensive line and linebackers for seven seasons and then was promoted to defensive coordinator in 1997, when he helped the Braves to a share of the school's first Gulf South Conference title as his defense allowed fewer points than any team in West Georgia history.

Spencer, 37, lettered four years as a defensive tackle for the Rambling Wreck, including Tech's 1985 All-American Bowl season, when he was a member of the "Black Watch" defense.

A native of Douglasville, Ga., Spencer was a prep standout at Lithia Springs High School. He earned his bachelor's degree in Management from Georgia Tech in 1987.

Spencer and his wife, the former Angela Folds of Carrollton, Ga., have two sons, Luke, 7, and Abraham, 4.



## ASSISTANT COACHES

### JON TENUTA

**Defensive Coordinator /  
Defensive Backs**

**2nd Year at Tech**




**J**on Tenuta is entering his second season as Georgia Tech's defensive coordinator and his first coaching the Tech defensive backs. This will be Tenuta's 23rd season coaching the aggressive, attacking defensive style that has become his trademark.

In 2002, two Tech defenders, free safety Jeremy Muires and linebacker Recardo Wimbush, earned all-ACC honors after thriving in Tenuta's system.

Tenuta came to Tech in 2002 after one season at North Carolina, which he guided to become the top-rated defense in the Atlantic Coast Conference in 2001. Under Tenuta, the Tar Heels led the ACC in total defense and pass defense while ranking third in run defense and scoring defense. Two members of that defense, Julius Peppers and Ryan Sims, were first-round picks in the 2002 NFL draft.

Tenuta coached at Ohio State from 1996-2000, where he was promoted from defensive backs' coach to defensive coordinator in 2000.

He developed several Ohio State defensive backs into NFL players, including first-round draft picks Shawn Springs, Antoine Winfield, Ahmed Plummer and Nate Clements. Springs was the 1996 Big Ten Defensive Player of the Year and a first-team all-America, while Winfield won the 1998 Jim Thorpe Award as the nation's top defensive back.



Ohio State's pass defense was consistently ranked among the nation's best during Tenuta's tenure.

Tenuta has previously served as a defensive coordinator at five other schools, including Marshall (1987), Kansas State (1988), SMU (1990-94), Ohio State (2000) and North Carolina (2001).

Other coaching stops for Tenuta include: graduate assistant at Virginia (1981-82) and Maryland (1983); assistant coach at Vanderbilt (1984-85); assistant coach and then defensive coordinator at Marshall (1986-87), defensive coordinator at Kansas State (1988); assistant coach and then defensive coordinator at SMU (1989-94) and assistant coach at Oklahoma (1995). In 1992, SMU led the Southwest Conference in pass defense.

The Columbus, Ohio, native graduated from Virginia, where he lettered three years as a defensive back. He earned the team's John Acree Memorial Football Trophy for leadership, service and spirit during his senior season. He also won the Kevin Bowie Award as the 1980 spring football Most Valuable Player.

Tenuta, 46, and his wife Dori have three sons, Zach, Matt and Luke.



## ASSISTANT COACHES

### DAVID WILSON

**Special Teams /  
Recruiting Coordinator  
2nd Year at Tech**

**D**avid Wilson is in his second year at Georgia Tech but his first on the coaching staff as a special teams coach and recruiting coordinator.

Wilson came to Tech in 2002 and spent one year as the Yellow Jackets' Director of Football Operations before moving to a coaching position.


Wilson joined the Tech staff after five years at Mississippi State, including the last year as the Bulldogs' Coordinator of Football Operations. He also spent two years (1999-00) as Mississippi State's tight ends coach and recruiting coordinator and two years (1997-98) as administrative assistant after arriving in Starkville in 1997. During his time there, the Bulldogs won the Southeastern Conference West title in 1998 and played in three bowl games.

Wilson, 52, served two one-year stints at Florida State in 1996 and 1992. The Seminoles finished 11-1 and ranked second in the nation both seasons he was on the staff, participating in the 1993 Orange Bowl and

the 1997 Sugar Bowl.

Wilson has also made coaching stops at Nicholls State, where he served as assistant head coach and recruiting coordinator in 1993, and at Troy State, where he was the running backs coach and recruiting coordinator from 1983-85. He spent two years as the head coach at Pensacola (Fla.) High School in 1994-95 and was an assistant coach on the high school level in Florida from 1986-91.

A native of Atlanta who attended Albany (Ga.) High School, Wilson played football at Troy State from 1974-77. He is married to the former Tammy Groce, and the couple has a daughter, Holly, and a son, Austin.



## FOOTBALL STAFF

### BUTCH BROOKS

#### Director of Football Operations 6th Year at Tech



**B**utch Brooks, a member of the Georgia Tech athletics staff since 1998, was named director of football operations in February of 2003.

Brooks, 56, came to Tech in 1998 as director of high school relations after spending 18 years as head football coach, athletics director and head golf coach at Washington-Wilkes High School in Washington, Ga. During that time he compiled a football record of 144-55, a .723 winning percentage, earning berths in the state football playoffs in 13 of his last 17 seasons at Washington-Wilkes.

In 1985, he was named the Atlanta Touchdown Club AA Coach of the Year, and in both 1991 and 1997, he was named the state AA Athletic Director of the Year.

During his time at Washington-Wilkes he coached the football team to six region championships and four appearances in the state championships while leading his golf teams to eight region titles.

Prior to his tenure at Washington-Wilkes, Brooks spent nine years (1971-80) as an assistant football coach and six years (1974-80) as

head baseball coach at Valdosta High School. While head of Valdosta's baseball program, he was named coach of the year in Georgia in 1977 and 1978 and led the team to four regional championships and the state AAA title in 1978. His overall baseball coaching record was 127-33, a .793 winning percentage.

Brooks is a native of Whiteville, N.C. and is a 1972 graduate of Valdosta State University, where he later earned a master's in Administration and Supervision.

He is married to the former Kathy Zelenka of Pascagoula, Miss., and the couple has three children, Rookie Gage, Farrah Gage, and Laura Norton, and three grandchildren.

## BOB GRIFFITH

### Director of Clinics, Camps & Events

**B**ob Griffith is in his first year as Georgia Tech's Director of Clinics, Camps and Events.

A long-time high school football coach in the state of Georgia with more than 200 victories, Griffith came to Tech after four years (1999-2002) as head football coach and director of athletics at Appling County High School in Baxley, Ga. That was his second stint at Appling County, where he also served as head football coach and head track coach from 1973-77.

He also spent 18 years (1981-98) as head coach and director of athletics at Effingham County High School in Springfield, Ga., following three years (1978-80) in the same position at Colquitt County High in Moultrie, Ga.

In his most recent stay at Appling County, Griffith led the school to the state playoffs all four years, including a berth in the state semifinals in 1999, and he was named Athletic Director of the Year in Region 2-AAA in 1999 and in Region 1-AAA in 2002. His tour at Effingham County was highlighted by an appearance in the state championship game in 1987.

He entered the Georgia high school ranks in 1970 as an assistant coach at Northside High School in Warner Robins.

Griffith, who served two years in the U.S. Army, is a 1968 graduate of Virginia Tech, where served as co-captain of the football team in 1967.

A native of Louisville, Ky., he is married to the former Stella Massee of Hawkinsville, Ga.



## ED ELLIS

### Director of Player Development

**E**d Ellis is in his third season as Georgia Tech's Director of Player Development, working directly with the football team while overseeing the strength and conditioning efforts for Tech's 17-sport athletics program.


In 2003, Ellis was awarded the distinction of Master Strength and Conditioning Coach, the highest honor bestowed by the Collegiate Strength and Conditioning Coaches' Association. In 2000, he was honored as the College Strength and Conditioning Professional of the Year for the Atlantic Coast Conference by the National Strength and Conditioning Association.

Ellis came to Tech in 2001 after seven years as the head strength and conditioning coordinator at Wake Forest.

Before going to Wake Forest in 1994, Ellis spent four years (1991-94) as the head strength and conditioning coordinator at Illinois State and two years (1989-91) as an assistant strength coach at Mississippi. He began his career as a graduate assistant at Arkansas from 1987-89.

Ellis earned his bachelor's degree in physical education from Alabama in 1987 and added a master's degree in education from Arkansas in 1989. An all-Southeastern Conference performer in the discus and shot put, he has held world and national drug-free powerlifting records, including a personal best of 620 pounds in the bench press.

Ellis is married to the former Dyann Edmondston, and the couple has four children: Jessica, Nicole, Eric, and Brian.



**BRYAN COOK**  
*Graduate Assistant*



**CRAIG PAGE**  
*Graduate Assistant*



**SCOTT SINCLAIR**  
*Assistant Director of  
Player Development*



**EDDIE LEE IVERY**  
*Assistant  
Strength Coach*



## TOM CONNER

### Equipment Manager

**T**om Conner is in his 12th season as Georgia Tech's Equipment Manager.

A certified athletic equipment manager, Conner is responsible for procuring and maintaining all equipment and uniforms for the football program and also assists in ordering gear for Tech's other sports programs.

Conner came to Tech in 1992 after four years as the equipment manager at the United States Naval Academy. He also has experience at the professional level after serving four years (1982-86) as the head equipment manager for the Birmingham Stallions of the United States Football League.

He then worked one year (1987) as Assistant Equipment Manager at Duke University before moving to Navy in 1988. Conner also spent two years as assistant equipment manager at the University of Missouri.

Conner earned his bachelor of science degree in physical education in 1980 from the University of Alabama, where he worked four years as a student manager for the football team.

Conner, who completed a two-year seat as a member of the Schutt Manufacturers Advisory Board, was honored as the AEMA District III Equipment Manager of the Year for 1997-98.

A native of Signal Mountain, Tenn., Conner is married to the former Pamela Bushman, and the couple has an eight -year-old son.



**PUNT WINDHAM**  
*Assistant Equipment Manager*

## TODD MCCARTHY

### Director of Video Operations

**T**odd McCarthy enters his sixth season at Georgia Tech as Director of Video Operations after joining the Tech staff in the spring of 1998.

McCarthy handles all practice, game and opponents' video for the coaching staff while overseeing Tech's video operations.

McCarthy spent two years (1996-98) as Director of Sports Video at the University of Pittsburgh and three years (1993-96) in the same capacity at the University of Richmond. He also worked two years as a videographer and editor in the sports department at WRIC-TV, the ABC affiliate in Richmond, Va.

A native of Richmond, Va., McCarthy earned his bachelor's degree in Broadcast Communications from Virginia Commonwealth University in 1992.



**JIM STEVENS**  
*Director of Academic Services*



**CEDRIC STALLWORTH**  
*Associate Director of Academic Services*



**SHANE OLIVETT**  
*Academic Advisor*



**TONYA SIMPSON**  
*Academic Advisor*

## SPORTS MEDICINE STAFF



**JAY SHOOP**  
*Director of Sports  
Medicine*




**CLAY FARR**  
*Assistant Athletic  
Trainer*



**DR. ANGELO  
GALANTE**  
*Team Physician*



**DR. JOHN  
XEROGEANES**  
*Team Physician -  
Orthopedic*



**DR. AARON  
KING**  
*Team Dentist*

## ADMINISTRATIVE STAFF



**LINDA WATTS**  
*Administrative  
Coordinator for  
Football*



**SHANNY BURGE**  
*Administrative  
Assistant for Football*



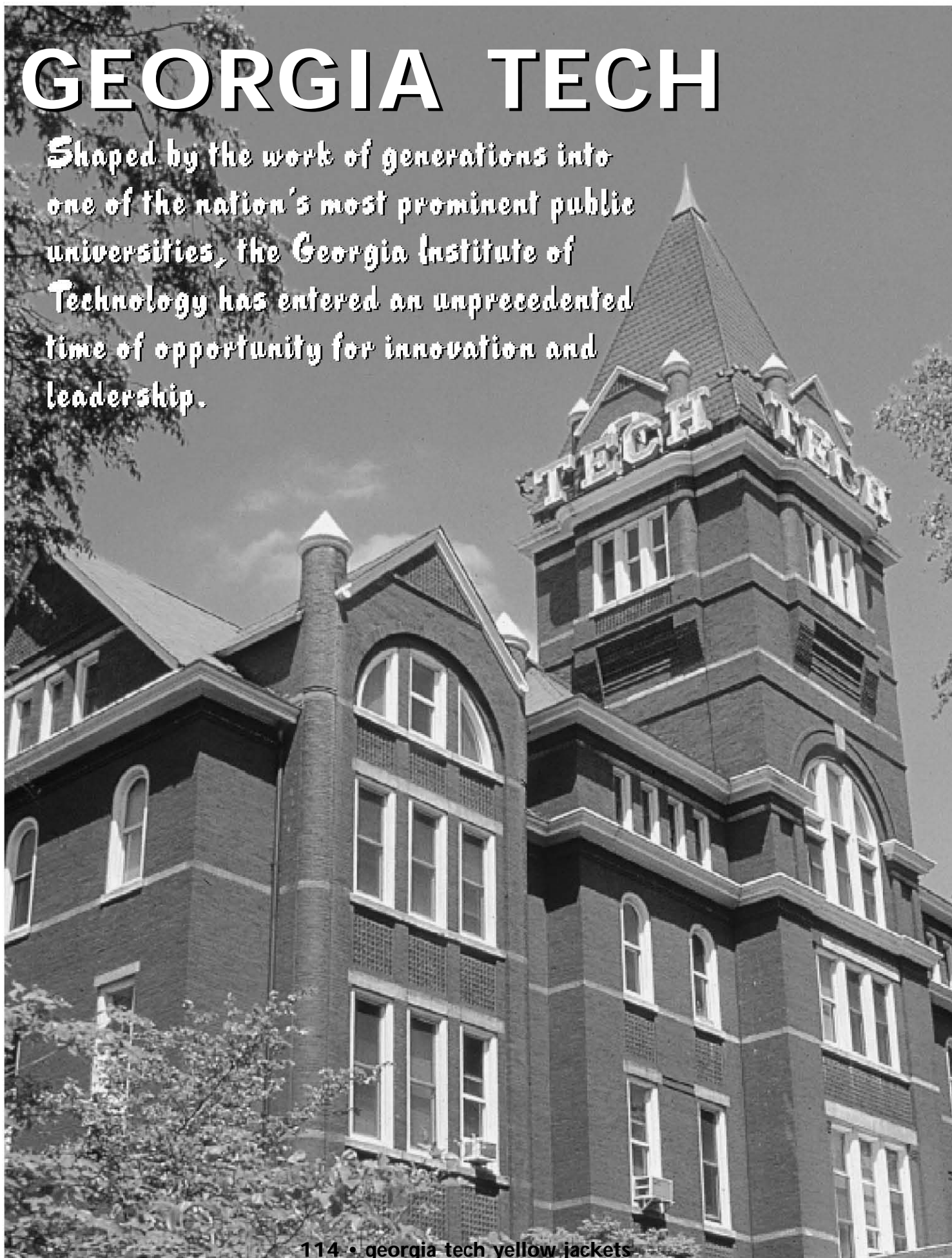
**DONNA REED**  
*Administrative  
Assistant for Football*



**TERI ANTON**  
*Administrative  
Assistant for Football*

# GEORGIA TECH

*Shaped by the work of generations into one of the nation's most prominent public universities, the Georgia Institute of Technology has entered an unprecedented time of opportunity for innovation and leadership.*



## Technological Leadership In a Changing World

**S**haped by the work of generations into one of the nation's most prominent public universities, the Georgia Institute of Technology has entered an unprecedented time of opportunity for innovation and leadership. "Although technology may have helped create many of the global problems we face, technology is also essential to many of the solutions," says President G. Wayne Clough. "The world needs scientists and engineers who understand the social and political implications of the technology they create. It needs management strategies, public policies, and structures that put technologies to positive, effective use."

Georgia Tech's goal is to become a source of the innovation that creates a sustainable, prosperous future for the Earth's inhabitants, and there are many signs that the Institute is on the fast track. *U.S. News & World Report* ranks Tech among the nation's top ten public universities, its College of Engineering among the top five programs, and its College of Computing among the top fifteen. The *Almanac of Architecture and Design* puts the College of Architecture in the nation's top five.

Factors like strong national rankings, a rigorous curriculum, a world-renowned faculty, and endowed scholarships enable the Institute to recruit outstanding students. Admission test scores and grade point averages are among the highest at the nation's public universities. Over the past two years Tech students have won virtually all of the world's most prestigious scholarships, including the Rhodes, Fulbright, British Marshall, Churchill, Truman, Gates Cambridge, and Goldwater scholarships.

As the caliber of its students has increased, the Institute has worked deliberately to strengthen and improve the undergraduate experience. At many major universities, research takes priority over teaching. However, Georgia Tech views itself as a community of learners, all engaged together in the discovery of knowledge. All faculty, even senior eminent scholars, are directly engaged with undergraduates in an effort to offer them the

best of both worlds: the attention to quality teaching of a liberal arts college and the exciting dynamics of discovery in the research lab.

The faculty is also achieving new levels of excellence, and 54 new faculty chairs endowed by the Campaign for Georgia Tech are enabling the Institute to attract some of the brightest minds in science and technology. Young faculty won nine CAREER Awards from the National Science Foundation during the past year, bringing the total number of CAREER Award winners on the Tech faculty to 81, second highest in the nation. Senior faculty also continue to win awards, many of them the highest honors offered in their fields.

Diversity is the key to creative thinking, innovation, and problem solving in a global environment, and Georgia Tech is the national leader in graduating African American and Hispanic engineers. Last year the Institute marked the 50th anniversary of the enrollment of women, and Tech also leads the nation in graduating female engineers at all degree levels combined.

The Institute opened its doors in 1888 with 129 students—all white males, all but one from Georgia. Today, Tech's enrollment of more than 15,000 includes students from all 50 states and more than 3,000 international students from some 124 nations. Female enrollment has grown from two in 1952, when the first women students were admitted, to nearly 4,500, and minority enrollment is over 5,000.

Since 1888, when only a bachelor's degree in mechanical engineering was offered, Tech's academic programs have expanded to include six world-class colleges: Architecture, Computing, Engineering, Liberal Arts, Management, and Sciences. Tech now offers degrees in 31 undergraduate programs, 45 masters degrees and 26 doctoral degree programs.

While most Tech students pursue their studies in Atlanta, a growing number earn degrees without ever setting foot on the Midtown campus. GT Lorraine, Tech's campus in Metz, France, enrolls 240 graduate students

*Diversity is the key to creative thinking, innovation, and problem solving in a global environment, and Georgia Tech is the national leader in graduating African American and Hispanic engineers. Last year the Institute marked the 50th anniversary of the enrollment of women, and Tech also leads the nation in graduating female engineers at all degree levels combined.*

and has begun an undergraduate degree program. Georgia Tech degrees can also be earned in Singapore through a partnership with the National University of Singapore, and in southeast Georgia, where more than 400 students are enrolled in the Georgia Tech Regional Engineering Program. Other students earn master's degrees in engineering over the Internet through programs designed specifically for online delivery.

Another aspect of Georgia Tech's enlarged vision is reflected in the Institute's increasing involvement in national policy discussions. Beyond creating new technology, Tech seeks to put it to work in responsible ways to promote a sustainable quality of life for all people. This effort to place technology in its broader societal context begins with President Clough, who serves on President Bush's Council of Advisors on Science and Technology and the executive committee of the U.S. Council on Competitiveness, and extends to faculty members like Aris Georgakakos, whose computerized monitoring system for the Nile River is designed to guide the nations through which it flows in making responsible policy decisions about water usage.



*"We are moving rapidly in our quest to become a leader that others want to emulate, but our success will come from balancing that quest with a steadfast commitment to the core values and traditions that have made Georgia Tech great."*

**GEORGIA TECH PRESIDENT  
DR. G. WAYNE CLOUGH**

More than a century ago, Georgia Tech shops produced castings, fittings, and gears for industry. Today Tech helps industries with the innovation that will keep them competitive in the new knowledge economy of the 21st century. Georgia Tech ranks among the nation's top universities in the percentage of research it conducts with industry and is considered the nation's best at transferring new technology from the research lab into practical applications and commercial products.

To shape a campus worthy of its aspirations, Georgia Tech continues not only to build

innovative state-of-the-art facilities, but also to gather related programs in strategically located interdisciplinary "neighborhoods" in a sustainable, "living" campus. Technology Square, which opens this fall, expands the campus across the interstate and places the DuPree College of Management, distance learning and continuing education programs, and economic development activities in the middle of the Midtown business community. It also includes the new and expanded Georgia Tech Bookstore and other retail outlets.

Closer to the heart of campus in the new Life Sciences and Technology Complex, the Ford Environmental Science and Technology Building, the largest academic structure in Tech history, has opened and the Whitaker Biomedical Engineering Building is nearing completion. Toward the western end of campus where many residence halls are located, a new student recreation center surrounds and encloses the Olympic swimming pool. Next door in the new Joseph B. Whitehead Building, the Dr. Edward Roe Stamps III Health Services offers expanded health and wellness programs. And of course, the magnificent expansion of Bobby Dodd Stadium at Historic Grant Field gives Tech fans one of the most unique venues in college football.

But even in the midst of change, Georgia Tech continues to hold fast to the best of its traditions. "We are moving rapidly in our quest to become a leader that others want to emulate," Clough says, "but our success will come from balancing that quest with a steadfast commitment to the core values and traditions that have made Georgia Tech great."



# THE INSTITUTE

## OLYMPIC GAMES LEGACY

**Georgia Tech's role as the site for the Olympic village in 1996, as well as venues for boxing and aquatics, provided a unique opportunity to showcase the Institute to the entire world.**

**A**nd Georgia Tech did just that, with thousands of news reports about the Institute broadcast or published around the United States and throughout the world. From its unique role as host of the Olympic village, to studies of the impact of sports drinks on Olympic athletes, to the analysis of world class divers from the 10-meter platform, Georgia Tech was spotlighted around the world.

The centerpiece of Georgia Tech's Olympic efforts was the Olympic Village. The majority of the more than 10,000 Olympic athletes were housed on the Tech campus during the Games. In preparation, Tech's housing facilities underwent a \$170 million facelift that resulted in the construction of 4,700 new student beds.

The new housing features apartment-style accommodations with private bathroom, kitchen and sitting area in each suite. New facilities include the Undergraduate Living Center, Graduate Living Center, Eighth Street Apartments, Sixth Street Apartments, Center Street Apartments, Hemphill Apartments and Fourth Street Apartments, as well as the University Apartments, now used by Georgia State University. Existing housing facilities were also renovated for the Games.

FutureNet, the largest fiber optic cable system on any college campus in the country is being used to supplement teaching, tap the Internet, and improve electronic delivery of information.

The Georgia Tech Plaza was constructed on the Tech campus to provide recreational and social activities for the athletes. The seven-acre

plaza is located at the heart of campus and includes the Alumni Fountain, a 150-foot tall campanile, a 300-seat amphitheater and a large lawn area to accommodate outdoor events.

Olympic competition was held on the Tech campus in boxing and aquatic events, which included swimming, diving, synchronized swimming, water polo and the swimming portion of modern pentathlon. These events featured nearly 1,500 athletes competing in 50 medal events.

To host the aquatic events, a new state-of-the-art natatorium was constructed on the west side of campus. Located adjacent to the Callaway Student Athletic Complex (SAC), the Georgia Tech Aquatic Center was officially dedicated August 1, 1995, at a cost of \$21 million, funded entirely by ACOG. The facility was covered but open-air for the Games, seating 14,000 and providing a dramatic setting for the competition.

Tech now reaps the benefits of a world-class aquatic facility capable of hosting major competitions. Opening in 2003 is a new student recreation center surrounding and enclosing the swimming facility.

Tech's prominent role in the Olympics enabled the Athletic Association to upgrade practically every one of its major facilities in a very short period of time.

Boxing was held on campus in the re-created Alexander Memorial Coliseum at McDonald's Center, the home of Georgia Tech basketball. Tech's historic arena, built in 1956, reopened on Jan. 21, 1996, after undergoing a



### Carrying the Torch

*Georgia Tech mechanical engineering Associate Professor Sam Shelton built the Olympic torches for the 1996 Centennial Games in Atlanta as well as for the 2002 Winter Games in Salt Lake City, Utah.*

*Shelton, pictured above left with the 1996 torch, and his team of engineers at Georgia Tech transformed an artistic design into a well-engineered working instrument capable of carrying the Olympic flame from Mt. Olympus in Greece to the site of the Games.*

nine-month, \$13-million facelift that upgraded virtually every aspect of the interior and exterior. The result is a modern, first-class arena that seats 10,000 while preserving the intimacy and tradition of the "Thrillerdome."

Bobby Dodd Stadium/Grant Field was not used for Olympics competition, but Tech's football facility provided a meeting and recreational area in the Village.

Also completed in time for the Olympics was the Homer Rice Center for Sports Performance, a unique facility that offers athletes the latest technology to improve performance levels. Olympic athletes were treated in Georgia Tech's main training facility on the ground floor of the Center for Sports Performance.



# TECH TRADITION



**It was September 30, 1961. The opponent was Rice University for the home opener. For the first time, the official Rambling Wreck car was unveiled to 43,501 fans at Grant Field, leading the Georgia Tech football team onto the field. It has happened at every home game since.**

**T**he event did not establish a new tradition at Georgia Tech, but it cemented one. The vehicle, a restored 1930 Model A Ford Sport Coupe, was Tech's first official Rambling Wreck car.

Since that time, the Rambling Wreck car has joined a much older tradition—the Yellow Jacket—as an official school mascot.

The current Wreck is the latest in a line of distinctive white and gold cars on campus. Before the official Rambling Wreck appeared in 1961, several fraternities took turns driving such vehicles.

The first reference to a Rambling Wreck was applied to a 1914 Ford owned by Floyd Field, Dean of Men. The *Technique* student newspaper was the first published reference to the car as the "Rambling Wreck" in 1927. The paper spoke out against Field when he considered trading the car that year, but he disposed of it anyway.

The *Technique* maintained the tradition by sponsoring a yearly collegiate auto race from Atlanta to Athens, beginning in 1929, known as the "Old Ford" race or the "Flying Flivver" race. As the years went by, though, the race became too dangerous, and it was discontinued.

In its place, the school instituted the familiar Rambling Wreck Parade, which is still held every year during Homecoming Weekend. The event challenges students to produce outlandish "mechanical monstrosities" capable of traversing a short course on campus.

Tech officials decided in the late 1950s that the school needed an official car that would be known forever as the Rambling Wreck. Vice President and Dean of Students James Dull began a search for a pre-1940 vintage model, and finally found one—parked in front of his apartment building. The owner, Capt. Ted J. Johnson, a Delta Air Lines pilot, had just finished restoring the 1930 Ford Cabriolet Sport Coupe, which he intended to give to his son as a gift.

Johnson decided to let Tech have the car for \$1,000 in May, 1961. He later returned the purchase price of the Wreck to the Athletic Association in the form of a contribution to the Alexander-Tharpe Fund, fulfilling a desire to go on record as having given the Rambling Wreck to Georgia Tech.

The Wreck was completely restored again in 1982, under the supervision of Tech alumnus Pete George, manager of the Ford assembly plant in Hapeville, Ga.

## White & Gold

**I**n the fall of 1891, before Georgia Tech organized a football team of its own, a game was scheduled between Auburn and Georgia. Due to the rivalry established in baseball games between Tech and Georgia, the Tech students were invited to the game to cheer, of course, for Auburn.

The students appointed a committee to recommend colors to be worn and cheers to be used at the game. The committee suggested white and gold, and about 200 students attended the game wearing those colors for the first time.

In 1893, when Tech's football team played Georgia for the first time, a group of young women from the Lucy Cobb Institute for Girls, dressed in white and gold, attended the game to cheer for Tech. These ladies were some of the earliest Tech supporters to show their allegiance by wearing white and gold.

*Oh well it's up with the White and Gold  
Down with the Red and Black  
Georgia Tech is out for the victory  
We'll drop the battle axe on Georgia's  
head*

*When we meet her, our team is sure to  
beat her*

*Down on the old farm there will be no  
sound*

*Till our bow-wows rip through the air  
When the battle is over, Georgia's team  
will be found*

*With the Yellow Jackets swarming  
around.*

## Rat Caps

**T**ech has several customs especially created for its freshman class members. One of the oldest freshman traditions, wearing Tech's gold-colored rat cap, originated with the ANAK society in 1915. The term rat, originally used for first-year military students, gradually expanded to include all freshmen.

The rat cap has been a distinctive symbol of membership in Tech's freshman class. Freshmen are to decorate their rat caps by writing winning football scores upright, losing scores upside down, and tie scores sideways. Co-ops circle the top button.



## TECH TRADITION

### "I'm a Ramblin' Wreck from Georgia Tech and a Hell of an Engineer . . ."

**I**t is doubtful that anything has ever meant as much to an American college as has this Georgia Tech fight song, a curious mixture of words and music that grew out of an old folk ballad, "The Sons of the Gamboliers." Since the early 1900s, it has been one of the most important vehicles in making Tech's name known around the world and in the development of the school as one of the most cosmopolitan institutions of higher learning in America.

Howard D. Cutter, a member of the first four-year graduating class who earned his mechanical engineering degree in 1892, wrote in the November-December 1942 issue of the *Georgia Tech Alumnus* that the "Ramblin' Wreck" had its beginnings during the first two years after Tech opened in 1888, inspired when almost the entire student body traveled to Athens to see Tech's baseball team defeat Georgia.

By the early 1900s, "Ramblin' Wreck" was an established tradition. The earliest existing published version of the song appeared in the *Blueprint*, the Institute's yearbook, in 1908.

In 1910, Michael A. Greenblatt, Tech's first bandmaster, discovered the band playing "Ramblin' Wreck" to the tune of "Sons of the Gamboliers," and made his first arrangement of the song in the form of a handwritten manuscript.

When Frank Roman succeeded Greenblatt as bandmaster in 1911, he wrote a new adaptation of "Ramblin' Wreck," accompanied by many trumpet flourishes, that was played by every name band in the country and became nationally known on radio. His is the version that continues to be popular today.

The fame of the song spread to such proportions that in 1959 it was sung by Richard Nixon and Nikita Khrushchev at their historic face-to-face meeting in Moscow.

In 1984, the law firm of Newton, Hopkins & Ormsby investigated the copyright situation as it applied to "Ramblin' Wreck" and found that a number of people have had various versions of the song copyrighted. The original version of the song is in the public domain and can be played without the payment of royalties.

*I'm a Ramblin' Wreck from Georgia  
Tech and a hell of an engineer,  
A helluva, helluva, helluva, helluva, hell  
of an engineer,  
Like all the jolly good fellows, I drink  
my whiskey clear,  
I'm a Ramblin' Wreck from Georgia  
Tech and a hell of an engineer.  
Oh, if I had a daughter, sir, I'd dress her  
in White and Gold,  
And put her on the campus, to cheer the  
brave and bold.  
But if I had a son, sir, I'll tell you what  
he'd do.  
He would yell, "To Hell with Georgia,"  
like his daddy used to do.  
Oh, I wish I had a barrel of rum and  
sugar three thousand pounds,  
A college bell to put it in and a clapper  
to stir it around.  
I'd drink to all good fellows who come  
from far and near.  
I'm a ramblin', gamblin', hell of an  
engineer.*


### George P. Burdell

**I**n 1927, a Tech tradition began when a mythical student named George P. Burdell appeared on class rosters, registration forms and grade reports, and he has since become one of Tech's most notable students.

The most accurate accounts claim that Burdell was the creation of student Ed Smith. While completing an application form, Smith was struck with the impish idea of enrolling a non-existent student. He even turned in separate exam papers for Burdell, convincing professors that George was a student in good standing. Burdell received a bachelor's degree from Tech and later a master's degree.

Since Smith's graduation, other students have kept George P. Burdell alive. In the spring of 1969, the first quarter that Tech used completely computerized registration, George beat the system by registering for every course the school offered—more than 3,000 credit hours.

Today, members of the Tech band delight in having George P. Burdell paged in opposing stadia.



### The Yellow Jacket

**T**he Yellow Jacket nickname and mascot are two of the most beloved trademarks of Georgia Tech athletic teams, but many conflicting accounts exist as to the origins and beginnings of the Yellow Jacket.

One thing that is clear, however, is that the nickname did not grow out of the familiar six-legged insect, but that the insect mascot, known as "Buzz," grew out of the nickname. As far as can be determined, the first reference to Tech students as "Yellowjackets" appeared in the *Atlanta Constitution* in 1905 and came into common usage at that time.

Historians say the name, spelled as one word, was first used to describe supporters who attended Tech athletic events, dressed in yellow coats and jackets. The actual mascot was conceived at a later date, still undetermined.

Other common nicknames which have applied to Georgia Tech teams include Engineers; the Tecks, the first known nickname which was phased out sometime around 1910; and the Blacksmiths, which was common between 1902 and 1904 and is thought to be an invention of sportswriters at the time.

The Golden Tornado is another former nickname thought to be created by sportswriters when John Heisman led Tech to its first national championship in football in 1917. Any Tech team thereafter which approached the same level of excellence was referred to as the Golden Tornado. The nickname was used as late as 1929, when Tech defeated California in the Rose Bowl.



# BOBBY DODD STADIUM AT HISTORIC GRANT FIELD



**Georgia Tech's storied football facility has been a cornerstone of college football for 90 years. Cozily nestled among Atlanta's skyscrapers, Bobby Dodd Stadium at Historic Grant Field is easily one of the nation's most unique settings for college football.**

**O**riginally built in 1913 by members of the Georgia Tech student body, Bobby Dodd Stadium at Historic Grant Field is the oldest on-campus stadium in NCAA Division I-A, but the venerable stadium adds another chapter to its storied history with a new look and an expanded capacity.

Completed for 2003 is a two-year expansion and renovation that raised capacity to 55,000 seats and added numerous amenities. The \$70 million endeavor includes the expansion and renovation of Bobby Dodd Stadium/Grant Field and the rebuilt Russ Chandler Stadium, Tech's 4,157-seat baseball facility.

The focal point of the project is the new North end zone structure, which seats 15,678 in two levels and also includes 10 luxury suites as well as the Howard Ector Letterwinners Lounge. The North end zone also features a new locker room, a state-of-the-art players' lounge and media area, and football coaches' offices

that overlook the playing field.

In addition to the rebuilt seating area, the new lower East structure features 20 executive suites as well as 2,040 chair-backed club seats between the 25-yard lines and a private air-conditioned lounge for those patrons. The popular upper East stands remain in place with cosmetic improvements.

At the South end of Bobby Dodd Stadium, 2,970 seats were added in front of the Wardlaw Building, providing seating in the South end zone for the first time since 1985. The new South end zone seating and the lower levels of the East and North stands form a three-sided bowl.

Construction began immediately following the 2001 season, with the first phase completed for the 2002 season, when capacity was 43,719. The first phase saw the completion of the lower bowl seating in the South, East and North areas of the stadium.

Also as part of phase one, a new natural grass playing surface and drainage system was

installed, and the field was shifted approximately 30 feet to the north and 15 feet to the west.

Program management was provided by Carter/Turner, a joint venture of Carter & Associates and Turner Construction, while HOK Sport was the project's architect.

Georgia Tech's football facility was known as Grant Field until April of 1988, when the Georgia State Board of Regents voted to add the name Bobby Dodd Stadium in honor of the legendary coach who guided the Rambling Wreck to its most illustrious football era. The "Gray Fox," a member of the National Football Foundation College Football Hall of Fame, compiled a 165-64-8 record from 1945-66, and tutored 21 all-Americans as he led Tech to 13 bowl trips during his 22-year stay as head coach.

Dodd served as Tech's director of athletics from 1951-76 and then worked as a consultant for the alumni association until his death in 1988 for a 57-year association with the Institute.

The name change was the first for the

# BOBBY DODD STADIUM

facility since it was named Hugh Inman Grant Field in 1914 after a gift from John W. Grant, a member of the Tech Board of Trustees and a well-known Atlanta merchant.

The Grant family did not give the land on which Grant Field is built. However, they did give the initial \$15,000 used in 1913 to build the first permanent concrete stands on the west side of the field. In gratitude for the gift, the Board of Trustees named the field Hugh Inman Grant Field in memory of Grant's deceased son.

The students who built Grant Field 90 years ago wouldn't recognize the home of Georgia Tech football if they saw it now. Not only has the skyline around the stadium changed dramatically, but the facility has steadily grown and improved during its rich history.

The original concrete West Stands were largely built by Tech students and seated 5,600. The concrete East Stands were completed in time for the 1924 season. A year later, the South Stands were finished, bringing the seating capacity to approximately 30,000.

Growth of the stadium has been steady through the years. In 1948, the West Stands were rebuilt, which raised the capacity to 40,000, and a new press box, then the largest in the South, was constructed. The all-steel North Stands were erected in 1958 to bring the seating to 44,105.

A second deck was added to the East side in 1962, increasing the stadium capacity to 53,300. The facility was expanded again in 1967, when the West Stands were double-decked to bring capacity to its high of 58,121. That project also included new press and photo

levels, including an elevator. New scoreboards were added prior to the 1982 season.

Following the 1985 seasons, the historic South Stands, which formed the familiar U-shape on North Avenue, were razed. In their place is the William C. Wardlaw Center, a multi-purpose facility for Georgia Tech's athletic and academic departments that was opened for the 1988 season. Seating capacity was reduced to 46,000.

A major renovation of the stadium was completed prior to the 1992 season with the construction of the Bill Moore Student Success Center behind the West Stands, as well as the addition of 32 executive suites and the renovation of the President's Box and press level.

This project also included the Roy Richards Festival under the West Stands, a unique concession and concourse area modeled after the design of Underground Atlanta. The Georgia Tech Letterwinners Club was housed on the Terrace Level of the Richards Festival before moving in 2003 to the North end zone.

Natural grass returned to Grant Field in 1995 after 24 seasons with artificial turf. The field was originally surfaced with Astroturf in 1971 and resurfaced in 1979, and then new artificial All-Pro Turf was installed in 1988.

Bobby Dodd Stadium/Grant Field is located at the heart of the Georgia Tech campus on Techwood Drive, bordered by North Avenue on the south and Bobby Dodd Way on the north.

Tech has hosted numerous crowds which have exceeded capacity, the largest of which was the 60,316 spectators for the Georgia game in 1973.

## OLDEST STADIUMS

### Division I-A Only

Georgia Tech (Bobby Dodd)	1913
Mississippi State (Scott Field)	1915
Cincinnati (Nippert)	1916
Wisconsin (Camp Randall)	1917
Washington (Husky)	1920

### All Stadiums

Penn (Franklin Field)	1895
Harvard (Harvard)	1903
Georgia Tech (Bobby Dodd)	1913
Yale (Yale Bowl)	1914
Mississippi State (Scott Field)	1915

## LARGEST CROWDS

Date	Opponent	Atten.
Dec. 1, 1973	Georgia	60,316
Oct. 16, 1971	Auburn	60,204
Nov. 25, 1971	Georgia	60,124
Nov. 29, 1969	Georgia	60,106
Nov. 26, 1977	Georgia	60,104
Nov. 18, 1967	Notre Dame	60,024

### 1986-2001

Nov. 27, 1999	Georgia	46,450
Oct. 24, 1998	Florida State	46,362
Nov. 2, 1996	Florida State	46,311
Oct. 17, 1992	Florida State	46,226
Nov. 23, 1995	Georgia	46,205
Sept. 29, 1990	Clemson	46,066



## Yellow Jacket Alley

The Georgia Tech team arrives at Bobby Dodd Stadium/Grant Field on game days via Yellow Jacket Alley. Tech fans cheer on the Jackets as they make their way down Yellow Jacket Alley and into the locker room.



# BOBBY DODD STADIUM GRANT FIELD

- **1905**

Tech plays its first football game on the present site of Grant Field, defeating Dahlonega, 54-0.

**1913**

Original West Stands, seating 5,000, are built by Tech students.

**1947**



- **1947**

The West stands are rebuilt and enlarged, and Grant Field now seats 40,000. A new press box, the largest in the South, is constructed on the West side.

- **1986**

The 60-year-old South Stands are torn down following Tech's win over Georgia that closed the 1985 season, making way for the new William C. Wardlaw Center. Stadium capacity is now 46,000.



**1986**

**1950s**



Tech also played baseball at Grant Field in the early days.

- **1988**


Stadium is renamed Bobby Dodd Stadium/Grant Field, in honor of the legendary Tech coach.



- **1988**

Wardlaw Center is completed. Artificial surface is replaced with All-Pro Turf.

**1988**



20,000 PEOPLE SEE GEORGIA TECH. WIN SOUTHERN CHAMPIONSHIP  
IN FOOT BALL FROM CENTRE COLLEGE OF DANVILLE KY. OCT. 30 1920  
TECH 24 - CENTRE 0

ATL JOURNAL

# THROUGH THE YEARS



**1917**

- **1924**

Concrete East stands are constructed, bringing seating capacity to 18,000.

- **1925**

The familiar old U-shaped South stands are built, closing the North Avenue end of the stadium and raising seating capacity to 30,000.



- **1958**

The present all-steel stands are erected in the North end zone, bringing capacity to 44,105.

- **1962**

A second deck is added on the East side, and the stadium now seats 53,300.

- **1967**


The West side is double-decked, press and photo levels are rebuilt along with the club level, topping Grant Field capacity at 58,121.

- **1971**

The natural grass playing surface is replaced by Astroturf.

- **1979**

Field is resurfaced with new artificial turf.



**1925**



**1983**

- **1984**

Grant Field at its largest capacity with the South Stands in use

- **1995**

Grant Field is resurfaced with natural grass.

- **1992**

The Bill Moore Student Success Center is completed, including a new press level and President's box, 32 luxury suites on the West side, and the Richards Festival under the West stands. New East concourse.



**1992**




**1995**



**2002**

The first phase of a two-year expansion project is complete. With new seating areas in the North, South and lower East, Bobby Dodd Stadium seats 43,719 for 2002.



## FACILITIES



## WARDLAW CENTER

**One of the cornerstones of the Georgia Tech campus, the William C. Wardlaw Center in the South end zone of Bobby Dodd Stadium / Grant Field serves many purposes for Rambling Wreck athletics and the Institute.**

Until the conclusion of the 1985 football season, the South end of Bobby Dodd Stadium/Grant Field was enclosed by a 12,000-seat grandstand. The familiar U-shaped South Stands, originally built in 1925, were torn down following Tech's season-ending victory over Georgia to make room for the Wardlaw Center, a multi-million dollar facility that was completed for the 1988 football season.

The Wardlaw Center took on a new look beginning in 2002 with the addition of approximately 3,000 seats in the South end zone of Bobby Dodd Stadium.

The 70,000 square-foot, six-level, multi-use facility was built at a cost of \$12 million. Work on the project began in the summer of 1986, after the South Stands were razed in March of 1986.

The Wardlaw Center serves as the gateway

for the campus at North Avenue. The building is dedicated to 1928 Tech alumnus William C. Wardlaw, Jr., a long-time associate of the Georgia Tech Athletic Association as a member of the Athletic and Alexander-Tharpe Fund boards. He was also the past president of the Investment Committee of the Georgia Tech Foundation.

The ground floor of the building houses the Hugh Spruill Strength and Fitness Center, widely regarded as one of the top facilities of its kind in collegiate athletics. A locker room for visiting football teams is in the same area.

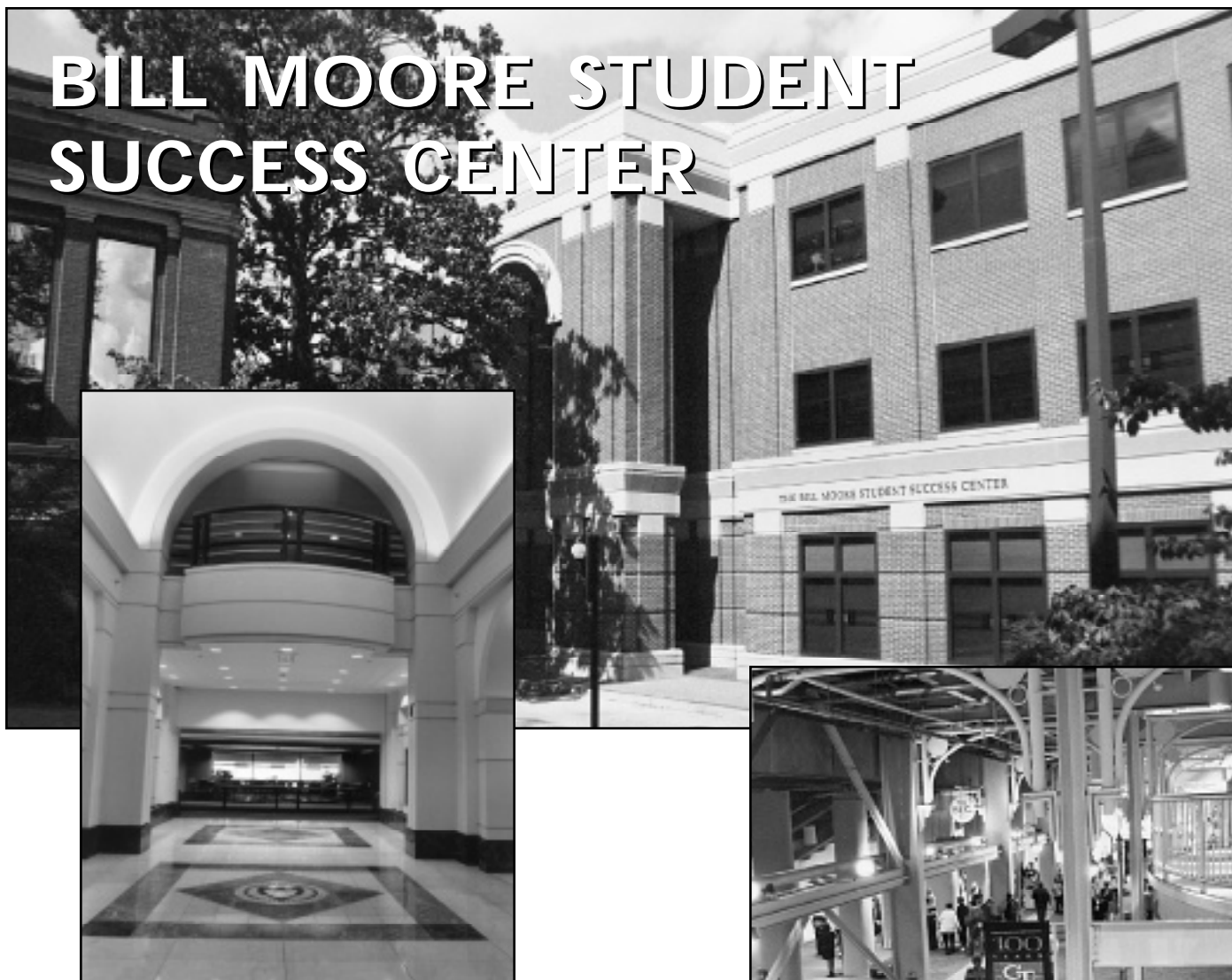
Television and photography studios are also located on the ground floor, while two levels of parking occupy the second and third floors.

The fourth floor, entered through an attractive plaza on North Avenue, houses the Georgia Tech Foundation offices along with the Frank Gordy Room, a large banquet facility. On this level, large windows and a terrace along the back side of the building allow guests to look out on Grant Field.

The fifth floor houses several Georgia Tech departments, including Development, while the sixth level is divided into 12 luxurious suites for viewing Rambling Wreck football.



## BILL MOORE STUDENT SUCCESS CENTER



**T**he Bill Moore Student Success Center is a unique facility that serves both Georgia Tech's academic and athletics needs and is utilized by the Tech community throughout the entire year.

This project is a joint effort between Academics and Athletics, which joined hands to bring Georgia Tech a world-class, multiple-use facility that gives the Institute the best of both worlds. Tech officials say that to the best of their knowledge, the integration of the Student Success Center and existing and renovated athletic facilities was the first of its kind.

Part of an extensive stadium renovation completed in the fall of 1992, the Bill Moore Student Success Center was built on the site of what was the Knowles Building on the west side of Bobby Dodd Stadium. The building now forms

an attractive entrance plaza into the stadium.


The Student Success Center, which opened in January of 1993, houses Georgia Tech's departments of Admissions, Student Recruiting, Student Financial Services and several activities of the Placement Center, providing a centralized location for prospective students as well as those already enrolled at the Institute. Another key feature is the Eugene M. Clary Theater.

The Bill Moore Student Success Center is the focal point of Phase II of the renovation of Bobby Dodd Stadium/Grant Field, which also included a new look for the West stands. Thirty-two enclosed suites were added to the West

Stands prior to the 1992 season. The President's Suite was expanded and refurbished and integrated directly into the Success Center so that it can be used for numerous functions.

The Richards Festival concourse area under the West Stands connects Bobby Dodd Stadium to the Student Success Center.





## HUGH SPRUILL STRENGTH CENTER

### *Outstanding Facility & Programs Help Student-Athletes Reach Their Potential*

**A**n integral component in Georgia Tech's 17-sport athletic family is the strength and conditioning program, and the most visible sign of Tech's commitment in this area is the Hugh Spruill Strength Center, one of the finest facilities in the nation.

The Hugh Spruill Strength and Fitness Center is a 10,000-square-foot weightlifting facility on the ground floor of the William C. Wardlaw Center, located at the South end of Bobby Dodd Stadium/Grant Field.

It houses the finest free weight and machine equipment, custom-designed and built to the needs of the strength and conditioning staff by Sorinex and also contains machines made by BodyMaster and Hammer Strength.

In addition to the weight equipment, audio-visual instruments have been incorporated to assist in technique instruction, and a computer system assists in handling data and developing weight programs.

A 3,000-square foot exercise room is also a part of the complex, complete with an Astroturf surface for plyometric, flexibility and agility drills.

Director of Player Development Ed Ellis is in his third year at Georgia Tech. The 2000 College Strength and Conditioning Professional of the Year for the Atlantic Coast Conference by the National Strength and

Conditioning Association, Ellis has set numerous world and national drug-free powerlifting records, including a world record in the bench press with a lift of 620 pounds.


The strength and conditioning staff also includes Scott Sinclair, Scott McDonald, Eddie Lee Ivery, Steve Tamborra, Tredell Dorsey and Ellie Rowland.

The facility, which was recently remodeled, contains a tribute to the late Dave Pasanella, Tech's former Director of Player Development and a Rambling Wreck letterman in 1983-84. The "Strongest Man in the World" and the holder of 14 world weightlifting records, Pasanella died tragically in an automobile accident in 1990.

The aim of the strength program is to aid the student-athlete's performance by improving his strength and conditioning level, thus allowing him to better perform particular sports skills.

"Strength and conditioning is as important as any sport we have at Georgia Tech," says Director of Athletics Dave Braine.





# ACADEMICS

**The Andrew Hearn, Sr., Center is the model academic setting in Georgia Tech's commitment to helping each student-athlete earn a degree.**

**C**onveniently located on the third floor of the Edge Athletics Center, the Hearn Center houses staff offices and facilities to support the academic endeavors of Tech student-athletes. The academic support unit includes seven advisors who are available throughout the day and evenings until 10 p.m.

The academic support program is under the direction of Jim Stevens, Director of Academic Services, a Georgia Tech graduate who lettered in football and basketball, a U.S. Air Force veteran and a former member of the Tech faculty. The staff includes eight academic advisors.

The Hearn Center, which originally opened in 1984, underwent a major renovation in 1995 and now includes over 5,000 square feet of open and self-contained work area. Eighteen rooms of varying sizes flank a glass enclosed computer cluster that contains both Macintosh and IBM-compatible hardware, Internet access and laser printers. A smaller computer room is available for tutoring courses that require computing or software to enhance learning. Hardware and software are continuously updated.

The staff of the Hearn Center coordinate scholarships, academic awards and honors for student-athletes. Assistance with graduate school applications and degree completion programs is also provided.

Study and tutoring rooms vary in size and offer secluded environments in which to work. Tutoring for classes ranging from calculus to advanced engineering courses is scheduled nightly, Sunday through Thursday.

The Hearn Academic Center, staff and programs offer the finest and most innovative educational advantages in the country. Student-athletes are provided a convenient place to study, access computers, and meet with tutors and advisors.



## DEGREE COMPLETION

**One day the cheers from the stands will stop, but the support for Rambling Wreck student-athletes continues in the form of Georgia Tech's degree completion program.**


**G**eorgia Tech offers its student-athletes one of the most comprehensive academic support systems in the country. Academic support is available until a diploma is attained through Georgia Tech's degree completion program. This program allows former student-athletes to continue toward their degrees after they have completed their athletic eligibility or left Tech for professional athletics.

Former Tech athletes who have returned to school through the program and earned their degrees include NFL veterans such as Eddie Lee Ivey, Pat Swilling, Al Richardson, Gary Lee, William Bell, Ryan Stewart, as well as NBA standouts John Salley and Tom Hammonds and major league baseball player Riccardo Ingram.

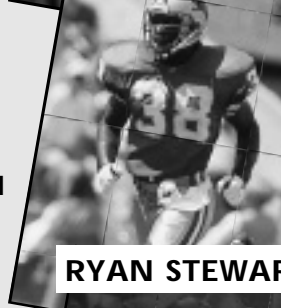
The program provides for 100 percent reimbursement of academic costs upon earning a passing grade in courses required for graduation. In exchange for financial support, the students work as interns in the Athletic Association, thereby gaining valuable work experience.



**PAT SWILLING**



**WILLIAM BELL**



**RYAN STEWART**





## FACILITIES

### HOMER RICE CENTER FOR SPORTS PERFORMANCE

**In an effort to keep the Georgia Tech program at the forefront of collegiate athletics and carry the Rambling Wreck into the 21st century, the Homer Rice Center for Sports Performance, a unique, ultramodern facility for testing and improving athletic performance, opened in 1996.**

**L**ocated at the north end of Bobby Dodd Stadium/Grant Field, the Homer Rice Center for Sports Performance is comprised of six sports performance clinics which occupy 44,000 square feet of the Arthur B. Edge Intercollegiate Athletics Center at the J.C. "Bud" Shaw Sports Complex. The \$8 million facility also includes the Howard Candler, Jr., Football Conference Center and the George Mathews Athletic Heritage Center, a museum of Tech's rich athletics history.

The Center is in partnership with the Institute to establish a research and development entity focused on the studies of human movement. The Center's efforts concentrate on performance enhancement for student-athletes participating in the sports programs of the Georgia Tech Athletic Association with services also available for Tech students, faculty and staff.

"The Sports Performance Center and the programs it encompasses will take us to the next level to provide our student-athletes with total development—academically, athletically, professionally and personally," said Rice, who retired in 1997 after 17 years as Tech's Director of Athletics.

The Center, under the direction of Rob Skinner, utilizes the philosophy that goals must first be defined before they can be reached. To accomplish this, a staff of highly trained specialists uses the latest in sports and medical technology to measure and record the current status of the athlete's physical and mental condition. The measurement data from each of the six performance clinics is combined to construct a comprehensive "performance profile" of the athlete. This detailed blueprint of each athlete's individual potential provides a specific starting point to customize and implement strategic goals as well as an optimum training regimen for reaching them.

The facility currently focuses on six areas related to performance: sports physiology, nutrition, sports medicine, psychology, motion analysis and vision.

The ground floor houses the Sports Medicine, Sports Physiology and Vision departments, while the second floor contains areas for Sports Psychology and Motion Analysis. Nutrition is located adjacent to the athletic dining hall in the Edge Center.



**THE BOD POD** is used to analyze an athlete's body composition.

**The Homer Rice Center for Sports Performance focuses on the following six areas related to athletic performance:**

#### Sports Physiology

An athlete's undeveloped potential will be assessed by determining aerobic and anaerobic capacity, specific power outputs, biochemical profile, body composition and specific exercise tolerance levels. The optimum training regimen can now be established according to the current conditioning capacity of the athlete. Operated by Cardiology of Georgia, P.C., the medical clinic staff includes a sports cardiologist and an exercise scientist.

#### Motion Analysis

Athletes can fine-tune skills by comparing their motion dynamics for optimum standards. Through the American Sports Performance Institute, the clinic is staffed by a biomechanist and a senior research engineer, who use high-speed, motion-capture equipment to assess human movement in terms of speed, position, timing and force.

#### Sports Rehabilitation

Injury prevention and rehabilitation are delivered to achieve complete recovery while maintaining optimum conditioning, ensuring that peak performance is regained as soon as possible. The clinic is staffed by a sports physical therapist, athletic trainers and a consulting sports medicine surgeon.

# FACILITIES

## QUALITY CARE FOR STUDENT-ATHLETES

**Georgia Tech's sports medicine department offers an experienced staff and the finest equipment and techniques available to care for Tech's student-athletes.**

**G**eorgia Tech offers a comprehensive quality care package. All 17 varsity sports fall under the jurisdiction of Director of Sports Medicine Jay Shoop and his staff.

Shoop has more than 30 years of experience in athletic training at the collegiate and professional levels. His staff includes assistant athletic trainers Clay Farr, Tim Hansen, Carla Gilson, David Kloehs and Walter

Smith and physical therapist Charlie Ridgeway. They are assisted by 12 or more student trainers.

Student-athletes are treated by team physicians Dr. Angelo Galante and Dr. Frank Pickens; Dr. John Xerogeanes, the team physician for orthopedics; and Dr. Aaron King, the team dentist who fits each football player with a custom-made mouthpiece. These specialists attend practices and games and are on call for all sports. Along with the Student Health Service on campus, Atlanta offers a number of facilities available 24 hours a day for emergency care, most within blocks of the Tech campus.

Headquartered on the ground floor of the Arthur B. Edge Center, Tech's sports medicine department moved into an expanded and improved facility in 1996 in conjunction with the opening of the Homer Rice Center for Sports Performance. The training room now covers 5,000 square feet, housing the finest equipment available for the prevention, treatment and rehabilitation of athletic injuries.

The latest addition to the sports medicine department was the hydro-therapy area, which features an underwater treadmill and deep-water running and exercise tank. The facility also includes Cybex testing equipment for evaluating and rehabilitating joint and muscle injuries as well as many other state-of-the-art pieces of equipment.

Georgia Tech was one of the first institutions in the country to initiate a drug screening program for its athletes, a practice which has been followed by many other programs.



### Sports Psychology


By applying mental performance techniques to the "whole person," the sports psychology clinic, anchored by a sports psychologist, assists the athlete in opening a clear mental pathway for enhancing concentration and confidence.

### Sports Nutrition

A personal plan is developed based upon a comprehensive computerized nutrition analysis and is supported by nutritional counseling. Body composition analysis and biochemical profile results from the Sports Physiology Clinic are used to address nutritional needs. The staff includes a registered dietitian as director, and a consulting nutritionist and nutrition scientist.

### Vision

The latest addition to the Homer Rice Center for Sports Performance is the Sports Vision Center. Through a partnership with Dr. Barry L. Seiller, M.D. of the Vision Institute of Vernon Hills, Ill., and CIBA Vision, student-athletes are provided with on-site vision testing, vision correction and vision training.




## FACILITIES

### J.C. "BUD" SHAW SPORTS COMPLEX

**L**ocated at the corner of Techwood Drive and Bobby Dodd Way, the J.C. "Bud" Shaw Sports Complex houses one of the most complete athletics facilities in the nation, encompassing the Arthur B. Edge, Jr., Center, the home of the Georgia Tech Athletic Association and the Alexander-Tharpe Fund; the Andrew Hearn, Sr., Academic Center, the Homer Rice Center for Sports Performance, the George W. Mathews, Jr., Athletic Heritage Center, the Howard Candler, Jr., Football Conference Center, and the new North End Zone complex that now houses the football program.

A former Tech basketball player, J.C. "Bud" Shaw graduated from Georgia Tech in 1950 with a degree in Textile Engineering and has been affiliated with the textile industry since his graduation. He is currently Chairman of the Board Emeritus of Shaw Industries, the world's largest carpet manufacturer.

Landscaping for the J.C. Shaw Sports Complex was provided through the generosity of John A. Williams and Post Properties, Inc. Williams, founder and former Chairman of the Board of Post Properties, Inc., is a 1961 graduate of Georgia Tech in Industrial Management.



### THE EDGE CENTER

**T**he Arthur B. Edge, Jr., Intercollegiate Athletics Center is the headquarters for the Georgia Tech athletics family. The four-story, seven million dollar facility, which opened in February, 1982, is part of the J.C. "Bud" Shaw Sports Complex. The Edge Center contains more than 65,000 square feet of space and houses administrative offices, the Hearn Academic Center, training room, and dining hall, plus a number of other facilities.

Financed entirely by gifts and contributions from Georgia Tech alumni and friends, the Edge Center was dedicated on Oct. 30, 1982. Since then, the facility has undergone several facelifts, most notably the addition of the Homer Rice Center for Sports Performance in 1996.

The latest renovation, completed in 1999 at a cost of \$520,000, involved the move of the Georgia Tech Ticket Office, which is now accessible from street level on Bobby Dodd Way. Directly above the ticket office are the administrative offices of Director of Athletics Dave Braine and his senior staff.

Offices for various administrative departments and sports programs are located on the first floor. The dining hall is located on the second floor, which connects to the Howard Candler, Jr., Conference Center.

The Andrew Hearn, Sr., Academic Center comprises the majority of the third floor. Another feature is a chapel, displaying an etched glass mural of Tech athletes in a praying stance.

The ground floor of the Edge Center includes Tech's primary training room, which connects to the new North End Zone complex that houses the football offices and locker room.

Perhaps it is not what is in the Edge Center which makes it so unique, but the way the center houses it. A visitor can't help but be impressed upon entering the building through the entrance plaza to the first floor and seeing the lobby rise through the top floor to a glass atrium.

### FOOTBALL COMPLEX

**T**he newest addition to the J.C. "Bud" Shaw Sports Complex is the new complex in the North end zone of Bobby Dodd Stadium at Historic Grant Field, which now houses the football program. The ground floor of the two-story structure features a new locker room, equipment room and players' lounge. The second floor is a new office suite for the football coaches' and staff that overlooks the playing field. On the third floor is the Howard Ector Letterwinners' Lounge.

The lobby is decorated with the "Circle of Champions," an elaborate display honoring all of Tech's individual and team national championships, including four national football titles. The "Circle of Champions" leads to the George W. Mathews, Jr., Athletic Heritage Center, a museum that chronicles Tech's rich athletics history. The Heritage Center is part of the Homer Rice Center for Sports Performance, which was built as an extension to the Edge Center.

The Edge Center is named in honor of Arthur B. Edge, Jr., a prominent Tech alumnus and former president of Callaway Mills.



## GEORGE W. MATHEWS, JR. ATHLETIC HERITAGE CENTER

**P**reserving and telling the story of Georgia Tech's rich athletic heritage for future generations of Yellow Jacket fans is the mission of the George W. Mathews, Jr., Athletic Heritage Center.

Located within the J.C. Shaw Sports Complex on the second floor of the Homer Rice Center for Sports Performance, the Center chronicles Tech's history in all sports, with emphasis on the accomplishments of the football program. Static displays of trophies and

memorabilia are augmented by video kiosks and interactive displays that bring to life Tech's storied athletic past.

Opened in May of 1996, the Center also includes a theater where Tech fans can view highlight films covering achievements such as Tech's 1990 national championship in football, the 1990 NCAA men's basketball Final Four, and the 1994 College World Series.

A 1948 graduate of Georgia Tech in Industrial

Management, George W. Mathews, Jr., played football for two of Tech's legendary coaches, William Alexander and Bobby Dodd, participating in the Orange Bowl in 1945 and 1948 and the 1947 Oil Bowl. Mathews is retired from Internet Corporation, the \$500 million company he founded and the largest independent foundry in North America. The George W. Mathews, Jr., Athletic Heritage Center was made possible by a gift from the Internet Corporation upon Mathews retirement in 1994.



## Fuller E. Callaway, Jr., Plaza & Gateway to Bobby Dodd Stadium/Grant Field

**T**he Fuller E. Callaway, Jr., Plaza and Gateway to Bobby Dodd Stadium/Grant Field provides an attractive entrance to Georgia Tech's historic football facility. The Plaza was temporarily relocated during the stadium expansion but will return to the North end zone.

The Plaza was dedicated in memory of Fuller E. Callaway, Jr., an internationally-recognized leader in the textile industry and a 1926 Textile Engineering graduate of Georgia Tech. His personal gifts and contributions from the Callaway Foundation, Inc., totalling millions of dollars, have funded professorships, scholarships and numerous facilities for students on the Tech campus.



## Howard Candler, Jr., Football Conference Center

**T**he Howard Candler, Jr., Football Conference Center provides Georgia Tech with perhaps the best football conference center in the nation. In addition to eight meeting rooms of various sizes, the Conference Center also houses state-of-the-art video facilities which allow the entire Center to be connected together as one, or be used as separate meeting rooms.

The late Charles Howard Candler, Jr., was a lifelong Atlantan with widespread interests in business, real estate and education. He served for 27 years as a Director of the Coca-Cola Company and also sat on several Boards, including Trust Company Bank of Georgia and the Atlantic Steel Company. The Howard Candler, Jr., Football Conference Center, which opened in May of 1996, was funded by a gift from his widow, Lee Edwards Candler.

# TOTAL PERSON PROGRAM

**From national titles to Olympic medals, Georgia Tech's nationally-renowned athletics program has produced many champions. But more importantly, as a result of the Total Person Program, Tech is developing well-rounded student-athletes who go on to winning performances in a wide range of endeavors.**

**T**hrough this multifaceted program, the brainchild of retired Director of Athletics Dr. Homer Rice, Rambling Wreck student-athletes have the opportunity to learn the elements of success beyond the classroom or playing field. Athletic careers are fleeting, but Tech student-athletes gain skills that remain with them for a lifetime, preparing for the career and personal challenges ahead.

During his 17-year stay on the Flats from 1980-97, Rice rebuilt Georgia Tech's athletic fortunes with an emphasis not just in fundraising and facilities but in equally important areas such as academic support, career placement and life skills.


Since Rice started the Total Person Program in 1980, it has developed into the most comprehensive student-athlete support system in the country. Rice's model has been adopted

nationwide as the foundation for the NCAA's Life Skills Program. Because of the success of the Total Person Program, Georgia Tech was one of three schools chosen to consult with the NCAA on this project.

Current Director of Athletics Dave Braine has built upon the foundation laid by Rice with a continued emphasis on all aspects of the student-athlete's life.

"The concerns of the student-athlete must always come first," says Braine. "I want to make sure that all student-athletes have an opportunity to graduate. It is always our goal to give back a better person than we brought in."

Addressing virtually every area of a well-rounded educational experience, the Total Person Program, under the direction of Rob Skinner, focuses on the following components:



**NICK ROGERS**, now with the *Minnesota Vikings* in the NFL, earned his degree in 2003.

## Life Skills

**T**he foundation of the Life Skills component is the ASPIRE program: Athletes' Successful Planning in Reaching Excellence. It is an interactive workshop that challenges student-athletes to live up to their potential in every area. Incorporated with the program is training and discussion on choices, habits, life mission and goals.

All freshmen student-athletes participate in the ASPIRE program by attending weekly seminars, on topics ranging from time



## REACHING OUT

**G**eorgia Tech student-athletes are encouraged to give back to the community through a variety of outreach programs. Student-Athlete Advisory Board members often spearhead these projects and coordinate participation by their teammates.

One area of emphasis is Tech's mentoring program, in which student-athletes establish a one-on-one relationship with a youth from an Atlanta public school, including nearby Centennial Elementary School, located just minutes from the Tech campus. Each participant receives intensive mentoring training in all areas of communication: listening, verbal expression, body language and attentiveness, skills that are crucial in demonstrating to these young people that they care.

Student-athletes also visit local schools to discuss the merits of staying in school, developing character, setting goals and living up to potential. Other service projects in which Tech student-athletes participate include Special Olympics, Habitat for Humanity, and the Institute's Team Buzz Day.

# TOTAL PERSON PROGRAM

management and media training to drug and alcohol awareness and diversity.

## Academic Support & Degree Completion

**G**eorgia Tech offers one of the most comprehensive academic support programs in the country, giving every student-athlete the best possible opportunity to earn a degree that will open doors for a lifetime.

The centerpiece of the academic support program is the Andrew Hearn, Sr., Academic Center, an ultramodern facility for studying and tutoring located in the Edge Athletic Center. Tutoring is available in a wide range of subjects, and a highly-qualified staff of academic advisors monitor academic progress.

Academic support does not end when a student-athlete's playing career is over. The degree completion program focuses on student-athletes who have completed their eligibility and provides a means for returning to school and completing any remaining coursework in order to earn a degree. Numerous former athletes have benefited from this program.

## Career Planning & Placement

**T**he career planning and placement program, headed by Director of Student Life Lucius Sanford, provides guidance well before the student-athlete's graduating quarter. Programs are offered in resume writing, interviewing skills and dressing for success, and networking luncheons put students in contact with local business leaders. Student-athletes are assisted in the pursuit of summer employment opportunities that provide meaningful work experience to prepare them for the challenges of a competitive workplace.

## Counseling & Wellness

**T**he wellness program addresses a student-athlete's physical, mental, emotional and spiritual needs. In addition to a highly-qualified sports medicine program to treat and prevent injuries, student-athletes are educated in areas such as nutrition, drug and alcohol awareness, and stress management. Christian Fellowship meetings are held weekly.

## Leadership

**T**ech student-athletes have the opportunity to develop leadership skills through the Student-Athlete Advisory Board, a group of representatives from each team that meets with athletic department administrators to help shape policies and address issues of concern.

## Honors

**T**hrough institutional, conference and national awards, student-athletes are recognized for outstanding efforts in athletics and academics and are encouraged to pursue post-graduate scholarship awards. Through the annual Total Person Awards, two seniors are honored based on outstanding athletic achievement, scholarship and character, and a former student-athlete who utilized the principles of the Total Person Program is recognized. Other annual awards include the Bobby Dodd Scholarship, the Robert Cup and Director of Athletics Dave Braine's All-Academic Team.

## Community Outreach

**S**tudent-athletes are encouraged to give back to the community through a variety of service projects, including a mentoring program with local school children.

## TOTAL PERSON STUDENT-ATHLETE AWARD

2003	Bryan Swarn (track) Jaime Wong (tennis)
2002	George Godsey (football) Kyleen Bell (volleyball)
2001	Kori Jacobson (softball) Sergio Aguirre (tennis)
2000	Carolyn Clevenger (volleyball) Michael Johnson (track)
1999	Lynn Houston (track) Jonas Motiejunas (track)
1998	L.J. Yankosky (baseball) Beth Mallory (track/c.c.)
1997	Adam Easterling (baseball) Kisha Ford (basketball)
1996	Drew Barry (basketball) Kerry Annel (volleyball)
1995	Paul Stevens (tennis) Jennifer Wagner (volleyball)
1994	Derek Mills (track) Tracey Harrell (track/c.c.)
1993	Jeff Howard (football) Erika Lewis (tennis)
1992	Greg White (basketball) Karen Lounsbury (basketball)
1991	Stefen Scotton (football) Theresa Gernatt (basketball)
1990	Jerry Mays (football) Brian Oliver (basketball) Leigh Roberts (tennis)
1989	Tom Hammonds (basketball) Ida Neal (basketball)
1988	Rick Strom (football)
1987	Eric Smith (track/c.c.)
1986	Mark Price (basketball)

## FORMER STUDENT-ATHLETE TOTAL PERSON AWARD

2003	Randy Carroll (baseball)
2002	Tommy Towles (swimming)
2001	Eugene Clary
2000	Dan Yates (golf)
1999	Mark Price (basketball)
1998	Kim King (football)
1997	Wade Mitchell (football)
1996	Bud Parker (tennis)
1995	J.C. "Bud" Shaw (basketball)
1994	Sam Nunn (basketball/golf)
1993	George Mathews (football)
1992	Nelson Abell (tennis)
1991	Paul Duke (football)
1990	Charlie Yates (golf)
1989	Bill Moore (tennis)
1988	C.J. Silas (basketball)
1987	Frank Broyles (football)

## L.W. "CHIP" ROBERT CUP

### Tech's Top Senior Student-Athlete

1981	Sheldon Fox (Football)	1992	Karen Lounsbury (Basketball)
1982	Richard O'Brien (Baseball)	1993	Derrick Adkins (Track)
1983	Glen Rolader (Gymnastics)	1994	Jason Varitek (Baseball)
1984	Mike Martin (Football)	1995	Stewart Cink (Golf)
1985	Steve Newbern (Baseball)	1996	Drew Barry (Basketball)
1986	Mark Price (Basketball)	1997	Grant Baynham (Football)
1987	Tory Ehle (Basketball)	1998	L.J. Yankosky (Baseball)
1988	Jim Poole (Baseball)	1999	Lynn Houston (Track)
1989	Cedric Stallworth (Football)	2000	Danielle Donehew (Basketball)
1990	Steve Mullen (Football)	2001	Jon Babul (Basketball)
1991	Tom Shaw (Golf)	2002	Laura Ozolins (Tennis)
		2003	Troy Matteson (Golf)

# TOTAL PERSON PROGRAM

## GIVING STUDENT-ATHLETES A VOICE

**Advisory Board is a channel for interaction between student-athletes and administrators.**

**T**he Georgia Tech Student-Athlete Advisory Board has three primary functions: to act as a conduit through which athletes may be heard within the Athletic Association, to foster good relations with the campus at large, and to provide service to the community.

The Board is made up of 16 student-athletes, appointed by their respective coaches, with at least one representative from each of Tech's varsity teams. The football team, with more than 100 members, has two representatives. Officers are elected by the Board itself.

For 2003-04, the football team will be represented by junior Nate Curry and sophomore Chris Reis.

Cross country standout Amy Dock was elected President for 2003-04, while swimmer Ashley Skala is the Vice President. Tennis player



**CHRIS REIS** (above) and Nate Curry represent the football team on the Student-Athlete Advisory Board.

Scott Schnugg is the Secretary, and swimmer Itai Eden serves as Treasurer.

With guidance from administrators such as Rob Skinner and faculty advisor Dr. Jerry Thuesen, the Board meets several times each month. In addition, each representative meets with Director of Athletics Dave Braine at least once a month to discuss issues of concern to his or her particular team.

Skinner, who works with the Advisory Board on a day-to-day basis, sees the Board as a key element of Tech's Total Person Program, which he also oversees.

"The Advisory Board provides the athletics administration with a sense of what the needs and concerns of the student-athletes are," says Skinner. "Then we can more effectively create programs, policies, and procedures to help them be successful as students and as athletes."

The Board also helps to build morale within the Tech athletic family through the Spotlight Awards. Board members nominate and select student-athletes who are deserving of recognition for their pursuit of excellence in athletics and academics.

Another key function of the Advisory Board is community service. They recognize that student-athletes are role models and have a responsibility to give back to the community.

The last two years, the Advisory Board has sponsored a holiday toy drive in memory of Michael Isenhour, the former Tech basketball player and Board member who died in 2002 after battling leukemia.



**TOY DRIVE:**  
Tech student-athletes collect and sort toys for the annual Michael Isenhour Toy Drive.



### Student-Athlete Advisory Board

Football .....	Nate Curry, Chris Reis
Baseball .....	Jeremy Slayden
Women's Basketball .....	Alex Stewart
Men's Basketball .....	Robert Brooks
Men's Cross Country .....	Brendon Mahoney
Women's Cross Country .....	Amy Dock (President)
Golf .....	Michael Barbosa
Softball .....	Erin Voeltz
Men's Swimming & Diving .....	Itai Eden (Treasurer)
Women's Swimming & Diving .....	Ashley Skala (Vice President)
Men's Tennis .....	Scott Schnugg (Secretary)
Women's Tennis .....	Sekita Grant
Men's Track & Field .....	Brian Ford
Women's Track & Field .....	Amandi Rhett
Volleyball .....	Kele Eveland (Attendance Officer)
Student Government Representative .....	Brendon Mahoney
Faculty Advisor .....	Dr. Jerry Thuesen



## ADMINISTRATION

### DR. G. WAYNE CLOUGH President, Georgia Institute of Technology

**T**he chief engineer of Georgia Tech's determined effort to provide technological leadership in a changing world is Dr. G. Wayne Clough, the Institute's tenth president and the first alumnus to serve in that capacity.

His leadership has made undergraduate education more dynamic. He implemented a required computer initiative for all students, and oversaw the revision of the curriculum to include web-based enhancements. The next step was a broad initiative to engage students more fully with faculty in the classroom and research lab, and to create more student leadership opportunities. The positive impact is reflected in higher quality students and higher retention rates.

Sponsored research has also increased every year since Clough became president. Research expenditures now exceed \$340 million a year as Tech moves into exciting interdisciplinary fields like bioengineering, sustainable technology, and nanoscience.

Clough's skills as a civil engineer are evident in reshaping the campus to meet the needs of Tech's world-class programs and students. He has overseen the construction of more than a dozen academic and research buildings, with several more on the drawing board. The campus is fully wired with 1,700 miles of fiber-optic cable and offers a comprehensive wireless environment as well.



*His leadership has made undergraduate education more dynamic. He implemented a required computer initiative for all students, and oversaw the revision of the curriculum to include web-based enhancements.*

*The next step was a broad initiative to engage students more fully with faculty in the classroom and research lab, and to create more student leadership opportunities.*

*The positive impact is reflected in higher quality students and higher retention rates.*

To provide the additional resources required to reach this goal, Clough engineered the Campaign for Georgia Tech, which raised a record \$712 million in five years for 54 endowed faculty chairs, 233 endowed scholarships, eleven new buildings, and a host of academic, research and athletic programs.

Beyond campus, he gives Georgia Tech a face and voice in Washington, D.C., as a member of the President's Council of Advisors on Science and Technology and the executive committee of the U.S. Council on Competitiveness, and as chair of the National Academy of Engineering committee on the Engineer of 2020.

Since September, 2001, he has represented the Atlantic Coast Conference (ACC) on the National Collegiate Athletic Association (NCAA) Division I Board of Directors.

A native of Douglas, Georgia, Wayne Clough received his bachelor's and master's degrees in civil engineering from Georgia Tech in 1964 and 1965. He earned a Ph.D. in civil engineering from the University of California, Berkeley in 1969.

He was provost and vice president for academic affairs at the University of Washington in Seattle when he answered the call to return to his alma mater as president in September of 1994. Prior to that, he had spent a decade at Virginia Tech as head of the Department of Civil



Engineering, then as Dean of the College of Engineering. He also served on the faculties of Duke and Stanford universities.

A specialist in geotechnical and earthquake engineering, he is the author of more than 120 papers and reports, six book chapters, and several widely used geotechnical computer codes. He is presently a consultant to the San Francisco Bay Area Rapid Transit System for ongoing major seismic retrofitting. His other interests include technology and higher education policy, economic development, diversity in higher education, and technology in a global setting.

Closer to home, he serves on the Board of Advisors for Noro-Moseley Partners, the Southeast's largest venture capital fund, and on the Board of Directors of Total System Services of Columbus, Ga. He is a member of the executive committees for the Metro Atlanta Chamber of Commerce and Central Atlanta Progress, and a trustee of the Georgia Research Alliance. *Georgia Trend* magazine routinely includes Clough on its list of the 100 most influential Georgians.

Among his many national awards for teaching and research, Clough holds seven from the American Society of Civil Engineers and is one of a select few to have been twice awarded the Norman Medal, civil engineering's oldest honor. In 2001 he received the National Engineering Award from the American Association of Engineering Societies. He has been a member of the National Academy of Engineering for more than a decade.

Wayne and Anne Robinson Clough have been married for more than 30 years and have two grown children.



# ADMINISTRATION

## DR. GEORGE NEMHAUSER

### Faculty Representative for Athletics

**G**eorge Nemhauser, a professor in Georgia Tech's School of Industrial and Systems Engineering, is in his ninth year as the Rambling Wreck's Faculty Representative for Athletics.

Nemhauser, who has served on the Georgia Tech Athletic Association Board since 1989, has been a member of the Tech faculty since 1985. He came to the School of Industrial and Systems Engineering as the A. Russell Chandler Professor and was appointed Institute Professor in 1991.

The author of three books and more than 100 research papers, Nemhauser's principal research interests lie in the area of discrete optimization. He is currently working on several applications for large-scale mixed integer programming problems, especially in the area of crew and fleet scheduling in the airline industry, and he is one of the developers of MINTO, a software system for solving mixed-

integer programs.

His software has been used to develop basketball schedules for the Atlantic Coast Conference and other leagues.

Nemhauser's distinctions include membership in the National Academy of Engineering as well as the Kimball Medal and the Lanchester Prize, which he received twice from the Operations Research Society of America.

Nemhauser began his academic career in 1961 as Assistant Professor of Operations Research and Industrial Engineering at Johns Hopkins University. In 1970, he was appointed Professor of Operations Research and Industrial Engineering at Cornell University, where he later served as School Director from 1977-83.

He has also held visiting faculty positions at the University of Leeds, U.K., and the University of Louvain, Belgium, where he worked at the



Center for Operations Research and Econometrics while serving as Research Director for two years.

A native of New York, N.Y., Nemhauser earned his bachelor's degree in chemical engineering from City College of New York in 1958. He then added a master's degree and Ph.D. from Northwestern University in 1959 and 1961, respectively.

Nemhauser and his wife, Ellen, have two children and two grandchildren.

## GEORGIA TECH ATHLETIC ASSOCIATION BOARD OF TRUSTEES



**Dr. G. Wayne Clough**  
Chair  
Institute President



**Dr. George Nemhauser**  
Vice Chair  
Faculty Representative



**Dave Braine**  
Director of Athletics



**Bob Thompson**  
Treasurer, Institute  
Senior Vice President



**Dr. Sue Rosser**  
Secretary  
Ivan Allen College



**Dr. Mark Clements**  
School of Electrical &  
Computer Engineering



**Dr. Augustine Esogbue**  
School of Industrial &  
Systems Engineering



**Dr. Rosario Gerhardt**  
School of Materials  
Science & Engineering



**Dr. Daniel Schrage**  
School of Aerospace  
Engineering



**Dr. William Wepfer**  
School of Mechanical  
Engineering



**Don Chapman**  
Alumni Member



**Jim Terry**  
Alumni Member



**Turner Warmack**  
Alumni Member



**Nate Watson**  
Undergraduate  
SGA President



**Amy Dock**  
Student-Athlete  
Representative



**Randy Nordin**  
Chief Legal Advisor



**George Brodnax**  
Honorary Member



**John Carter**  
Georgia Tech  
Foundation Liaison



**John O'Neill**  
Honorary Member



**Tony Kluemper**  
Editor, *The Technique*

Not Pictured:  
Pelham Norville  
Graduate SGA President

Gary May  
Executive Assistant  
to the President

# DIRECTOR OF ATHLETICS

## CARRYING ON THE LEGACY OF HEISMAN, ALEXANDER, DODD & RICE

**One of America's most respected athletics leaders, Dave Braine has taken the Georgia Tech program into the new millenium in successful fashion, using the Yellow Jackets' storied past as a guiding light along the way.**

**A** national leader in his field, Georgia Tech Director of Athletics Dave Braine has made a career out of building successful programs. As he enters his seventh year at Tech, he has overseen tremendous growth in the Yellow Jackets' overall athletics program while positioning Georgia Tech for the future with ambitious building projects.

Braine, 60, has steered the Georgia Tech Rambling Wreck into the new millennium in successful fashion, using the Yellow Jackets' rich tradition as a guiding light along the way. He follows in the footsteps of four Tech greats of the past—John Heisman, William Alexander, Bobby Dodd and Dr. Homer Rice.

The centerpiece of Tech's current building campaign is the expansion of the historic football facility, Bobby Dodd Stadium at Grant Field, which will be complete this fall. The \$70 million project that raises capacity to 55,000 while adding numerous other amenities and improvements was completed in less than two years.

Also part of the project is the new Russ Chandler Baseball Stadium, a \$9.1 million facility completed in 2002 that seats 4,157 and is one of the nation's finest baseball parks.

This fall, Tech's men's and women's swimming and diving programs will move into one of the nation's most impressive aquatics venues. The Georgia Tech Aquatics Center will feature the competition pool from the 1996 Olympic Games in an enclosed, 2000-seat arena capable of hosting major national events.

Georgia Tech's overall athletics program has enjoyed unprecedented success during Braine's tenure, highlighted by a school-record bowl streak for the football program as well as remarkable growth in women's athletics and continued excellence in sports such as baseball and golf.

The Rambling Wreck football team has played in a bowl game in each of Braine's six seasons on the Flats, an accomplishment that places Georgia Tech along with only 12 other schools in the nation. Tech's current streak ties a school record originally set from 1951-56 under legendary head coach Bobby Dodd.

More importantly, the Georgia Tech football program was honored in 2003 by the American Football Coaches' Association (AFCA) for a graduation

rate of 70 percent or better for the freshman class of 1997-98. Fewer than one-third of NCAA Division I-A schools can make that claim.

Other athletics highlights during Braine's tenure include six Top 10 national team finishes, No. 1 national rankings in baseball and golf, and nine Atlantic Coast Conference team titles in six different sports. Individual accomplishments range from Troy Matteson's 2002 NCAA title in golf to four NCAA runner-up finishes in women's track and cross country to Angelo Taylor's gold medal in track at the 2000 Sydney Olympic Games.

Matteson is also among Tech's 22 Academic All-America honorees in the last six years, including three in 2002-03 following a school-record five selections the previous year.


The addition of women's swimming and diving in 2001-02 is further evidence of Georgia Tech's commitment to women's athletics under Braine. In *U.S. News & World Report's* inaugural ranking of collegiate athletics programs in 2002, Tech was rated number two in the nation in gender equity.

The major role Georgia Tech plays on the national collegiate athletics landscape under Braine's leadership has never been more evident following a highly successful run as the host of back-to-back NCAA Basketball Championships with the 2002 Men's Final Four and the 2003 Women's Final Four in Atlanta. Tech now prepares to serve as the host institution for NCAA men's basketball regionals in 2004 and 2006 as well as the 2007 NCAA Men's Final Four, meaning that Tech will host three men's basketball regionals and three Final Fours in a seven-year period.

Braine currently serves on the NCAA Division I Football Issues Committee, and he previously served a two-year appointment as chairman of the NCAA Special Events Committee in 1995-96.

## Total Person Concept

**W**inning records and all-star honors, however, are just part of the Braine athletics program. Just as he did earlier as director of athletics at Marshall and Virginia Tech, he emphasizes much more, especially the Total Person Concept, a comprehensive support program that stresses



## TECH'S DIRECTORS OF ATHLETICS

John Heisman .....	1904-19
William Alexander.....	1920-50
Bobby Dodd .....	1951-76
Doug Weaver .....	1976-79
Homer Rice .....	1980-97
Dave Braine.....	1997-present

## THE BRAINE FILE

**Full Name:** David Thomas Braine

**Born:** July 7, 1943, in Grove City, Pa.

**Education:** University of North Carolina, B.S., 1965; M.A.T., 1966

**Playing Career:** Three-year football letterman at UNC (defensive back & kicker), 1962-64

**Football Coaching Career:**

1966-67	Manatee (Fla.) H.S.
1967-70	VMI, Freshman & Asst. Coach
1971-73	Richmond, Assistant Coach
1974-75	Georgia Tech, Assistant Coach
1976-77	Virginia, Assistant Coach

**Administrative Career:**

1978-83	Virginia, Assistant Athletics Director
1983-84	Fresno State, Assistant/ Associate Athletics Director
1985-87	Marshall, Director of Athletics
1988-97	Virginia Tech, Director of Athletics
1997-	Georgia Tech, Director of Athletics

**Joined Tech Staff:** June 3, 1997

**Family:** Wife, Carole. Four children: Jennifer, Bill, Steven, Meredith. Six grandchildren: Kaeler, Nathan, Garrett, Margot, Ramsey, Jennings

# DIRECTOR OF ATHLETICS

academics and life skills and thrives on innovations.

"Everything we do is designed to enhance the college experience of the student-athlete," says Braine. "We want to make sure that all Georgia Tech student-athletes have an opportunity to graduate. It is our goal to give back a better person than we brought in."

Braine takes special pride in the Homer Rice Center for Sports Performance. "We are doing things there for our student-athletes that are totally unique," he said. "No other school in the country has the wide variety of Total Person programs that we do."

Through the Total Person Program, Tech student-athletes benefit from a number of enrichment programs ranging from life skills and career planning to wellness and community outreach. The Homer Rice Center for Sports Performance offers a motion analysis lab, a medical clinic and psychology lab which features the latest cardiology techniques, a nutrition center and a sports vision center.

## Second Tech Tour of Duty

**H**ired by President Dr. G. Wayne Clough, Braine was named Georgia Tech's director of athletics on June 3, 1997, succeeding Rice, who retired after serving as AD from 1980 until 1997. Tech's other fabled leaders of the past included Heisman (1904-1919), Alexander (1920-1950), and Dodd (1950-1976).

This is a second tour of duty for Braine at Georgia Tech. He originally came to the Flats in 1974 as defensive secondary coach on the football staff of Pepper Rodgers. He served in that capacity for two years, coaching one of the nation's top secondaries in 1974 which featured three-time all-America Randy Rhino.

Now in his 20th year as an athletics director, Braine was AD at Marshall from 1985 through 1987, during which time he oversaw the revitalization of a football program which had not had a winning record in many years. In Braine's last season, Marshall advanced to the I-AA national championship game before losing to Northeast Louisiana.

He moved to Virginia Tech and made a name for himself in a 10-year tenure in which he helped change the face of Hokie athletics. It was under Braine's leadership that Virginia Tech gained membership in the Big East Football Conference, which proved to be a stepping stone to full membership in the league.

In addition to spearheading a vast athletics building campaign, Braine saw the Hokies vault into national prominence in football while winning the National Invitation Tournament title in men's basketball and capturing the Atlantic 10 all-sports trophy five straight years.

## Football Standout at UNC

**A** native of Grove City, Pa., Braine earned his bachelor's degree (1965) as well as a master's of arts and teaching (1966) at the University of North Carolina, where he was a three-time football letterman. He was a defensive back and placekicker on the Tar Heel team that defeated the Air Force Academy in the 1963 Gator Bowl.

After teaching and coaching at Manatee High School in Bradenton, Fla., he joined the Virginia Military Institute football staff as a freshman coach in the spring of 1967, kicking off his long career in collegiate athletics. Later he coached at Richmond from 1971-73, highlighted by the Spiders' 1971 Southern Conference title and Tangerine Bowl berth.

After two seasons as an assistant coach at Tech, Braine moved to Virginia as administrative assistant and secondary coach under Dick Bestwick in 1976.

## Athletics Highlights Under Dave Braine, 1997-2003

- ☆ Six straight bowl appearances and six consecutive winning seasons in football
- ☆ Six Top 10 national team finishes in football, baseball and golf
- ☆ Nine ACC team titles in six sports
- ☆ No. 1 national rankings in baseball and golf
- ☆ 2002 NCAA golf champion Troy Matteson, plus four NCAA individual runner-up finishers
- ☆ 2000 Olympic gold medalist Angelo Taylor in track
- ☆ 2002 College World Series in baseball
- ☆ 22 Academic All-Americas
- ☆ Addition of women's swimming and diving as Tech's 17th sport
- ☆ \$70-million expansion and renovation of Bobby Dodd Stadium at Historic Grant Field, raising capacity to 55,000
- ☆ Reconstruction of Russ Chandler Baseball Stadium into 4,157-seat, state-of-the-art facility
- ☆ Hosted 2002 NCAA Men's Basketball Final Four and selected to host 2007 Men's Final Four
- ☆ Hosted 2003 NCAA Women's Basketball Final Four



*Dave and Carole Braine.*

In 1978, he became assistant athletic director at Virginia. He took a similar position at Fresno State in 1983 and was promoted to associate athletic director in 1984. It was from there that he moved on to become the athletics director at Marshall in 1985.

Braine received a high honor in 1993 when he was inducted into the Mercer County Hall of Fame in the area where his hometown is located.

An avid sportsman in his own right, Braine is an enthusiastic and talented fly fisherman who was featured on the ESPN television show, *Fly Fishing America*.

The Tech AD is married to the former Carole Bowles of Richmond, Va., who is a graduate of Lynchburg College, and the couple has four children. Jennifer, a graduate of the University of Kentucky and the University of Virginia, is a speech-language pathologist residing in Richmond, Va., with her husband David Brown and their daughter Margot and sons Ramsey and Jennings. Bill, a graduate of the University of Florida, and his wife Bonnie, a Georgia Tech graduate, reside in Denver, Colo., where they own and operate BraineWorks, Inc., a PeopleSoft consulting company. Steven, a Virginia Tech graduate, is vice president and general manager of International Sports Properties for the University of Cincinnati and resides in Cincinnati with his wife Kimberly and their daughter Kaeler and sons Nathan and Garrett. Meredith, who earned undergraduate and graduate degrees from Virginia Tech, is a teacher in Christiansburg, Va. She is married to James Shealor and the couple is expecting their first child in September.

# ADMINISTRATION

## STERLING BROWN

### Senior Associate Director of Athletics



**S**terling Brown, a 21-year veteran of Athletics administration, begins his seventh year on the Georgia Tech staff as Senior Associate Director of Athletics.

Brown is responsible game-day operations for all sports and all athletics facilities as well as serving as the administrator for men's and women's track and cross country and men's and women's swimming. In addition, he oversaw the expansion projects at Bobby Dodd Stadium/Grant Field and Russ Chandler Stadium.

Reuniting with Tech Director of Athletics Dave Braine for the third time in his career, Brown joined the Tech staff in September of 1997 from Wyoming, where he served one year as senior associate athletics director in charge of internal affairs, including compliance and the operation of the football and men's basketball programs. Prior to that, he spent one year as senior associate athletics director at Marshall.

Brown began his administrative career in 1982 at Ursinus (Pa.) College as assistant athletic director and head football coach. He moved to South Carolina in 1988, where he was an associate athletic director for seven years, serving the final year as interim director of athletics. He joined the staff at Virginia Tech in 1994 for one year before moving to Marshall in 1995.

Prior to his career as an administrator, Brown coached football for 29 years, beginning in 1961 at Hofstra and continuing with stops at Navy, Villanova, Drexel—where he served as head coach—Pennsylvania, Wyoming, Temple and Virginia.

He earned both a bachelor's degree and a master of education degree from East Stroudsburg State. While there, he earned Little all-America honors in football and played in the 1960 Senior Bowl. He was inducted into the East Stroudsburg University Athletics Hall of Fame in 1995.

In 1961, Brown's hometown of Hanover, Pa., honored him as its outstanding alumnus. On Nov. 20, 1999, he was inducted into the Pennsylvania Sports Hall of Fame.

Brown has served on the board of governors and executive committee for the Maxwell Award, which honors the nation's top college football player and coach. He is a member of the National Association of Collegiate Directors of Athletics and is a 35-year member of the American Football Coaches' Association.

Brown and his wife, Virginia, have a son, Thom, who played football at Maryland under former Georgia Tech coach Bobby Ross, and a daughter, Lisa, a graduate of South Carolina, as well as one grandson, Jack.

## PAUL GRIFFIN

### Senior Associate Director of Athletics



**P**aul Griffin, formerly the Director of Athletics at Arkansas State University and the University of South Florida, is in his second year as Senior Associate Director of Athletics at Georgia Tech.

Griffin is responsible for the Athletic Association budget and oversees several departments, including the ticket office, sales and marketing, sports information and several Olympic sports.

Previously a member of the Tech staff as Special Consultant to the Director of Athletics from July through December of 2001, Griffin assisted with Tech's efforts in hosting the NCAA Men's Basketball Final Four until he was named Director of Athletics at Arkansas State in January of 2002.

Griffin, 56, spent 15 years as the Director of Athletics at South Florida (1986-2001), where he was instrumental in the university's charter membership in Conference USA. He was also responsible for developing the plan which initiated South Florida's football program in NCAA Division I-AA and then readied the program for its move to Division I-A in 2001.

Honored as the 1999 Southeast Region Athletics Director of the Year for Division I-AA/I-AAA by the National Association of Collegiate Directors of Athletics, Griffin represented Conference USA on the NCAA Championships Cabinet. He was subsequently appointed to the subcommittee for football certification, which certifies bowl games and preseason events.

Before his time at South Florida, Griffin served five years (1981-86) as director of athletics at Jacksonville (Fla.) University. Prior to that, he spent nine years (1972-81) at Roanoke (Va.) College, including the last four years (1977-81) as Director of Athletics. He also served as the lacrosse coach throughout his nine-year tenure at Roanoke College.

Griffin earned a bachelor's degree in education from the University of Maryland in 1969 and added a master's degree in education from Long Island University (C.W. Post Center) in 1973.

A native of Baldwin, N.Y., Griffin and his wife, Maureen, have one son, Michael.

## ADMINISTRATION

### MARY McELROY

#### Senior Associate Director of Athletics & Senior Woman Administrator

**M**ary McElroy, Senior Associate Director of Athletics and Senior Woman Administrator, is in her fifth year on the Georgia Tech staff.

McElroy is responsible for overseeing NCAA compliance, the assignment of student-athlete housing and game-day operations for men's and women's basketball. She also serves as the sport administrator for five programs: men's and women's basketball, softball and men's and women's tennis. In 2003, she was the Tournament Manager for the NCAA Women's Final Four, which Tech hosted at the Georgia Dome.

McElroy originally came to Tech in 1999 as Director of Compliance and then was elevated to Assistant Director of Athletics prior to her current appointment in 2001.

McElroy previously spent four years at the U.S. Naval Academy, including three with the Naval Academy Athletic Association as Senior Woman Administrator and Assistant Athletic Director for NCAA Compliance. She directed NCAA compliance for 29 varsity sports while overseeing women's volleyball, men's and women's swimming and men's tennis.

McElroy also served one year as the Naval Academy's Director of Alumni Services.

A native of Great Mills, Md., McElroy earned a B.S. degree from the U.S. Naval Academy in 1987 and then served as a supply officer in the U.S. Marine Corps for five years, attaining the rank of Captain. She completed a Master of Science in Management at Georgia Tech in 2000 while working full-time at the Athletic Association.

She is married to Terry McElroy and the couple has two sons, Darrin and Austin.



New retired from the Tech football coaching staff following the 1997 season and then spent more than five years as Director of the Homer Rice Center for Sports Performance. He was elevated to Assistant Director of Athletics in 2001.

In 1999, Georgia Tech's Total Person Program, which New directed from 1998-2003, was awarded the "Program of Excellence Award" by the Division I-A Athletic Directors Association.

New's career as an assistant football coach spanned over three decades, including two stops at Georgia Tech for a total of seven seasons, serving under George O'Leary and Bill Curry. He also coached at Alabama, Arkansas, Kentucky, Missouri, South Carolina, Virginia and Wheaton College. In 2002, New was inducted into the "Club 35" of the American Football Coaches Association for 35 years of membership and was awarded of lifetime membership to the organization.

A native of Seminole, Okla., New earned an associate's degree in music, a bachelor's degree in music and physical education, and a master's degree in physical education.

New, 59, is married to the former Mary Kibert of Morgantown, W. Va.

### JACK THOMPSON

#### Senior Associate Director of Athletics

**J**ack Thompson, Georgia Tech's Associate Director of Athletics for Development, is in his 36th year on Tech's athletics staff.

Thompson serves as Executive Vice President of the Alexander-Tharpe Fund, Inc., the fund-raising arm of the Georgia Tech Athletic Association. He is past president of the National Association of Athletic Development Directors and a member of the Executive Board of the Midtown Alliance.

Over the past 10 years, Georgia Tech has consistently been at the top of the ACC in per capita fund-raising. Tech is one of the leading universities in America in per capita athletic fund-raising with annual gifts to the A-T Fund totalling more than \$18 million.

Thompson joined the Tech staff in January, 1968, from the University of South Carolina. During his first 10 years at Tech, he served as director of football recruiting for seven years and assistant to the head football coach for three seasons. He was named Assistant Athletics Director in 1977 and was promoted to an associate position in 1982.

At South Carolina, Thompson was the head swimming coach, physical education instructor and part-time recruiter, and he also worked in the athletic business and sports information offices. Prior to his four-year stay at USC, Thompson served as head swimming coach and recruiter for all sports at Fork Union Military Academy in Virginia.

The Louisville, Ky., native attended the University of Kentucky and also served as an Infantry Officer in the United States Army. He has three children: Jay, Scott and Tracy.



### LARRY NEW

#### Senior Associate Director of Athletics

**A** long-time member of the Georgia Tech staff, Larry New was promoted to Senior Associate Director of Athletics in 2003. He oversees the sports of football and baseball.



# ADMINISTRATION

## MOLLIE SIMMONS MAYFIELD

### Assistant Director of Athletics for Business

**M**ollie Simmons Mayfield, a member of the Georgia Tech Athletic Association staff since 1983, was promoted to the position of Assistant Director of Athletics for Business in 1999.

Mayfield, who had served as Tech's Director of Accounting since 1990, oversees the daily business operations of the GTAA.

She began working with the GTAA in 1983 as the game-day accountant before joining the staff in a full-time capacity in 1990.

A native Atlantan, Mayfield attended Oglethorpe University, Clayton State University and earned a degree in Business Administration from Kennedy Western University. She is married to Bob Mayfield of Charlestown, Ind.



## JENNIFER CONDARAS

### Director of Compliance

**J**ennifer Condaras, now in her fifth year at Georgia Tech, was promoted to director of compliance in May of 2001, after two years as the assistant director of compliance.

Condaras, from Charleston W.Va., served two years under former director of compliance Mary McElroy, who was promoted to associate athletics director and senior woman administrator. Previously, Condaras served as a graduate assistant in the compliance office at West Virginia University from June of 1997 until her appointment at Tech.

A Cum Laude graduate with a bachelor's degree in business administration from West Virginia in 1996, Condaras went on to earn a master's degree in sport management in 1999.



## WES DURHAM

### Director of Broadcasting

**W**es Durham, the "Voice of the Jackets" since 1995, is in his sixth year as Georgia Tech's Director of Broadcasting. In addition to serving as the radio play-by-play announcer for football, men's basketball and baseball, Durham is the broadcast liaison between the Athletic Association and its multimedia rightsholder, ISP Sports.

Durham also serves on the Executive Board of the Atlantic Coast Sports Media Association (ACSM).

In 1999, Durham, 37, was named by the National Sportscasters and



Sportswriters Association as the "Georgia Sportscaster of the Year."

Prior to his arrival in Atlanta, Durham spent three seasons at Vanderbilt, where he won a pair of Associated Press awards for "Best Play-by-Play" and "Sports Reporting." He has also made stops at Marshall and Radford.

A 1988 graduate of Elon College, Durham was honored in 1992 as the school's Outstanding Young Alumnus.

Durham, whose father Woody Durham has been the radio voice of North Carolina football and basketball since 1971, serves on the advisory board of the Children's Healthcare of Atlanta Sports Network.

Durham is married to the former Lynn Munari of Lexington, Ky. They are parents of four-year-old twins, Emily and Will.

## ALLISON GEORGE

### Director of Communications

**A**llison George, now in her 16th year on the Georgia Tech Athletic Association staff, was named Director of Communications in February of 2002.

George previously served as Tech's Associate Sports Information Director (2000-02) and Assistant Director (1988-2000) before assuming her current position. She also worked three years in the Tech Sports Information as a student assistant and intern while an undergraduate.

George, from Atlanta, graduated from Georgia Tech with honor in 1988, receiving a B.S. degree in Management.



## LUCIUS SANFORD

### Director of Student Life

**F**ormer all-America linebacker Lucius Sanford, who played 10 years in the National Football League, is in his sixth year as Georgia Tech's Director of Student Life.

Sanford works with Tech's student-athletes in the areas of life skills, personal development, career planning and placement, and the ASPIRE mentoring program, as well as directing the Tech Letterwinners' Club.

He came to Tech following a career in the financial services industry.

Sanford accumulated 433 tackles, then a Tech record, from 1974-77 and earned all-America honors as a senior. He was selected by the Buffalo Bills in the fourth round of the 1978 National Football League draft. His 10-year NFL career included nine seasons (1978-86) with the Bills and one (1987) with the Cleveland Browns. He is a member of the State of Georgia Sports Hall of Fame, and in 2002, he was honored with the Silver Anniversary Butkus Award.

Born in Milledgeville, Ga., Sanford graduated from West Fulton High School in Atlanta in 1974 and earned his bachelor's degree in industrial management from Georgia Tech in 1978.

Sanford has three daughters, Sarah, Alisha, and Althea.



# ADMINISTRATION

## JAY SHOOP

### Director of Sports Medicine

Jay Shoop, a 32-year veteran of the sports medicine profession, returned to Georgia Tech in 2002 as director of sports medicine after a year as the head trainer for the Detroit Lions.

Shoop, who oversees all areas of the sports medicine program for the Yellow Jackets' 17 varsity sports, previously served as Tech's director of sports medicine and head trainer from 1987-1999.

Shoop, 55, first came to Tech in 1987 after a two-year stint as head trainer for the NFL's Tampa Bay Buccaneers. He also served two years (1983-84) as head trainer of the Michigan Panthers of the USFL, and seven seasons as an assistant trainer for the Atlanta Falcons.

A native of Wise, Va., Shoop earned a B.S. degree from East Tennessee State University in 1970 and a master's degree in 1976 from Furman, where he was head trainer for six years (1970-76). Shoop served as the chief trainer for the Olympic Village for the 1996 Centennial Olympic Games and as the head trainer for the 1994 Goodwill Games in St. Petersburg, Russia.

An avid collector of historical sports memorabilia, Shoop authored the official history of the Southeastern Athletic Trainers Association in 1988.

Shoop is married to the former Anne Brockman of Greenville, S.C., and the couple has a daughter, Farrah, and a son, Lynn.



## ROB SKINNER

### Director of Total Person Program

Rob Skinner, now in his sixth year on the Georgia Tech staff, was promoted to Director of the Total Person Program in 2003.

Skinner previously spent six years as Georgia Tech's Director of Sports Nutrition, counseling student-athletes on proper nutrition for sport and conducting exercise testing.

As Director of the Total Person Program, Skinner will be responsible for the NCAA Life Skills Program and the Student-Athlete Advisory Board as well as the Homer Rice Center for Sports Performance.

Skinner, MS, RD, LD, CSCS, is a registered dietitian and holds certifications from the American College of Sports Medicine as a Health Fitness Instructor and the National Strength and Conditioning Association as a Certified Strength and Conditioning Specialist. He has been a consultant for professional, collegiate and high school athletes and has worked with the U.S. Olympic Diving Training Camp.

In 2001, Skinner was awarded the Recognized Young Dietitian of the Year for the state of Georgia.



Skinner holds a bachelor of science degree in nutrition and a master of science in exercise science, both from Georgia State University, and served as a second lieutenant infantry officer in the U.S. Army.

Skinner is married to the former Barbara Zomberg.

## JIM STEVENS

### Director of Academic Services

Jim Stevens begins his first year as Georgia Tech's Director of Academic Services. He is a Georgia Tech alumnus and former Tech football and baseball standout who recently completed a 27-year career in the U.S. Air Force, attaining the rank of Colonel.

Stevens, who holds master's degrees in business administration and logistics, was the Professor of Aerospace Studies for the past three years, commanding the Air Force Reserve Officer Training Corps Detachment 165 at Georgia Tech.

He received his commission into the Air Force from Det. 165 at Georgia Tech in 1975. He went on to fly F-111's as a weapons systems officer. He has been a commander at the flight, detachment, squadron, and group levels. He was a professor of Strategy and Force Planning at the Naval War College in Newport, R.I. From there he was assigned as a group commander in charge of more than 1,500 people and four squadrons providing base security, communications, human resources, and moral, recreation, and welfare services at Kirtland AFB in Albuquerque, N.M. His final assignment in the Air Force brought him back to his alma mater and the AFOTC detachment where his service to his country began.

Stevens received his degree in Industrial Management from Georgia Tech in 1975. He lettered in football under Bill Fulcher in 1972 and 1973 as a quarterback and was named the Most Valuable Player of the 1972 Liberty Bowl in Georgia Tech's victory over Iowa State. He also played baseball for coach Jim Luck in 1974, when he was an outfielder and designated hitter who led the Jackets in batting average and home runs.


Stevens is married to the former Dee Hudson and they have four children, Chad, Dea, Joel, and Renee.



# TECH FACES



**Julie Abraham**  
*Ticket Office Customer  
Service Representative*



**Sergio Aguirre**  
*Assistant Men's  
Tennis Coach*



**John Ames**  
*Diving Coach*



**Tonya Austhof**  
*Admin. Assistant for  
Olympic Sports*



**Seth Baron**  
*Head Swimming  
& Diving Coach*



**Kyleen Bell**  
*Administrative  
Assistant*



**Scott Bennett**  
*Assistant Track Coach*



**Amy Bitters**  
*Asst. Director of Bill  
Moore Tennis Center*



**Andy Blanton**  
*Director of Video  
Production*



**Ben Bodipo-Memba**  
*Assistant Volleyball  
Coach*



**Anthony Bridges**  
*Director of Computer  
Operations*



**Bobby Button**  
*Ticket Office Customer  
Service Representative*



**Dr. John Cantwell**  
*Medical Director of  
Homer Rice Center*



**Chris Capo**  
*Assistant Sports  
Information Director*



**Michelle Cherwa**  
*Cheerleading Coach*



**Chris Cowan**  
*Operations &  
Communications Specialist*



**Steve Davenport**  
*Assistant Director of  
Business Operations*



**Mariaan de Swardt**  
*Assistant Women's  
Tennis Coach*



**Barb Dockweiler**  
*A-T Director of  
Special Events*



**Tredell Dorsey**  
*Assistant Strength  
Coach*



**Alan Drosky**  
*Head Cross Country/  
Women's Track Coach*



**Ehren Earleywine**  
*Interim Head  
Softball Coach*



**Tony Edwards**  
*Payroll / Benefits  
Coordinator*



**Travis Furbee**  
*Assistant Director of  
Ticket Operations*



**Joe Gandolfo**  
*Director of  
Sports Vision*



**Carla Gilson**  
*Assistant Athletic  
Trainer*



**Jim Goad**  
*Accounts Payable  
Coordinator*



**Brandon Goethals**  
*Assistant Golf Coach*



**Kisha Grimes**  
*Admin. Coordinator  
for Men's Basketball*



**Danny Hall**  
*Head Baseball Coach*



# TECH FACES



**Jim Hall**  
*Vice President of  
Alexander-Tharpe Fund*



**Leslie Hammond**  
*Director of Suite Sales*



**Tim Hansen**  
*Assistant Athletic  
Trainer*



**Hugh Hardison**  
*Asst. to Director of  
Athletics for Security*



**Kris Harris**  
*Sports Fields Manager*



**Starr Harris**  
*Edge Center  
Receptionist*



**Cathie Helmbold**  
*Admin. Coordinator for  
Women's Basketball*



**Bruce Heppler**  
*Head Golf Coach*



**Paul Hewitt**  
*Head Men's  
Basketball Coach*



**Doc Hill**  
*Facility Manager*



**Grover Hinsdale**  
*Head Men's  
Track Coach*



**Mindy Hyde**  
*Assistant Director of  
Alexander-Tharpe Fund*



**Teresa Irish**  
*Administrative Office  
Manager*



**Kesha Jackson**  
*Administrative Assistant*



**Melissa Jenkins**  
*Assistant Sports  
Information Director*



**MaChelle Joseph**  
*Head Women's  
Basketball Coach*



**Dean Keener**  
*Assistant Men's  
Basketball Coach*



**Andria King**  
*Assistant Track Coach*



**Brenda Kirkpatrick**  
*Assistant Women's  
Basketball Coach*



**David Kloehs**  
*Assistant Athletic  
Trainer*



**Sharon Krueger**  
*Assistant Head  
Swimming Coach*



**Gary Lanier**  
*Director of Clubs for  
Alexander Tharpe*



**Josephine Lee**  
*Assistant Director  
of Sports Medicine*



**Stephanie McCormick**  
*Assistant Women's  
Basketball Coach*



**Scott McDonald**  
*Assistant Strength  
Coach*



**Nadine McKinley**  
*Records Clerk*



**Jon McLamb**  
*Assistant Director of  
Alexander-Tharpe Fund*



**Scott McLaren**  
*Director of Ticket  
Operations*



**Becky Megesi**  
*Assistant Track Coach*



**Judy Metcalf**  
*Facility Coordinator for  
Sports Operations*

# TECH FACES



**Chris Moore**  
*Assistant Band Director*



**Bobby Moranda**  
*Associate Head Baseball Coach*



**Vicky Newman**  
*Administrative Assistant for Golf*



**Jeremy Noel**  
*Assistant Sports Information Director*



**Kevin Olivett**  
*Group Sales Associate*



**Nat Page**  
*Assistant Track Coach*



**Brandy Parish**  
*Assistant Equipment Manager*




**Troy Peace**  
*Associate Director of Academic Services*



**Art Prevost**  
*Assistant Women's Basketball Coach*



**Amber Reed**  
*Development Officer for Alexander-Tharpe Fund*



**Willie Reese**  
*Assistant Men's Basketball Coach*



**Cheryl Reid**  
*Bookkeeper*



**LaChina Robinson**  
*Admin. Assistant for Women's Basketball*



**Ellie Rowland**  
*Assistant Strength Coach*



**Sally Schulte**  
*Assistant Volleyball Coach*



**Bryan Shelton**  
*Head Women's Tennis Coach*



**Bond Shymansky**  
*Head Volleyball Coach*



**Robert Smith**  
*Academic Advisor*



**Walter Smith**  
*Assistant Athletic Trainer*



**Kyle Snipes**  
*Director of Women's Basketball Operations*



**Mike Stamus**  
*Associate Sports Information Director*

# TECH FACES



**Dee Stevens**  
*Alexander-Tharpe Fund  
Receptionist*



**Scott Stricklin**  
*Assistant Baseball  
Coach*



**Toni Swad**  
*Administrative Assistant  
for Academics*



**Steve Tamborra**  
*Asst. Strength Coach /  
Motion Analysis Lab Coord.*



**Venus Taylor**  
*Assistant Softball  
Coach*



**Kevin Terry**  
*Assistant Director of  
Business Operations*



**Shawn Teske**  
*Director of Facilities*



**Kenny Thorne**  
*Director of Tennis /  
Head Men's Tennis Coach*



**Azure Waller**  
*Computer Support  
Specialist*



**Cliff Warren**  
*Assistant Men's  
Basketball Coach*



**Steve Welsh**  
*Video Assistant*



**Trudy Wheeler**  
*Academic Advisor*



**Chuck Whitmire**  
*Ticket Office Customer  
Service Representative*



**Kristina Wilhelm**  
*Academic Advisor*



**Sara Williams-Burgin**  
*Admin. Assistant  
for Homer Rice Center*



**Beverly Williamson**  
*Director of  
Food Services*



**Stuart Wilson**  
*Assistant Swimming &  
Diving Coach*



**Micah Wise**  
*Assistant Director of  
Facilities*



**Peter Zaharis**  
*Director of Men's  
Basketball Operations*



# SCHOLARSHIPS

## THE BEST OF BOTH WORLDS

**Named scholarship program offers the best of both worlds in providing financial aid to deserving student-athletes.**

**Y**our gift to establish an endowed scholarship provides current income to fund a scholarship each year and permanently memorializes you or any individual in whose honor the scholarship is named. Your gift is used to establish the permanent endowment and the funds are invested. The interest on the endowment is used each year to provide financial aid to the student-athlete qualifying for the scholarship under criteria you determine. Your original gift remains in the program forever. Please contact Jack Thompson with the Alexander-Tharpe Fund at 404-894-5414 if you are interested.

### **Carlton Waskey Scholarship (Football)**

*Contributors: Friends & Former Teammates*

Named for former Tech football standout and Roanoke, Va., stockbroker, Carlton Waskey

### **John S. Hunsinger Scholarship (Football)**

*Contributors: Sons Johnathan & Matthew Hunsinger*

Named for Tech graduate and former Academic All-America football player Johnny Hunsinger

### **John N. Neal Scholarship (Football)**

*Contributor: J. Alan Neal*

Given in memory of John N. Neal, a 1929 graduate of Georgia Tech, by his son. Awarded to a student-athlete in football who maintains high standards of character, citizenship and scholarship

### **Billy Gibson Scholarship (Football)**

*Contributors: Gibson Family*

Named for former Tech football player, Billy Gibson

### **Harmon Wayne Patterson Scholarship (Football)**

*Contributors: Patterson Family*

Awarded to a student-athlete participating in football

### **Rhodes Scholarship (Football)**

*Contributor: John Maddox*

Named for the A.G. Rhodes Foundation

### **E.L. Fortier Scholarship (Football)**

*Contributors: Fortier Family*

Awarded to a member of the football team in good academic standing, and, if possible a graduate of the Marist School

### **Wink Davis, Sr. Scholarship (Football)**

*Contributors: Wink Davis Family*

Awarded annually to a member of the football team

### **Atlanta Metro GT Club Scholarship (Football)**

*Contributors: Atlanta Metro Georgia Tech Clubs*

Awarded to a student-athlete participating in football

### **Charles K. "Pete" Cross Scholarship (Football)**

*Contributor: Pete Cross*

Awarded to a student-athlete participating in football

### **Smylie Gebhart Scholarship (Football)**

*Contributor: Family, Friends & Former Teammates*

Awarded to a football player who exemplifies the characteristics that Smylie represented on and off the field

### **W. Henry Maddox, III Scholarship (Men's Basketball)**

*Contributors: Maddox Family*

Given in memory of Henry Maddox to a student-athlete in men's basketball

### **I.L. Kunian Scholarship (Basketball)**

*Contributor: Max L. Kuniansky*

Given by a Georgia Tech graduate in honor of his brother

### **George W. Levert Scholarship (Men's Basketball)**

Awarded to a student-athlete in men's basketball

### **Bobby Cremins Scholarship (Men's Basketball)**

*Contributors: Friends & former players*

Named for former Tech basketball coach Bobby Cremins, who won 354 games and three ACC titles from 1982-2000

### **John "Whack" Hyder Scholarship (Men's Basketball)**

Named for former Tech basketball coach Whack Hyder, who coached from 1951-73

### **Jeanne Brehm Stradtman Scholarship (Men's Basketball)**

*Contributor: George W. Stradtman, Jr.*

Awarded to a student-athlete in men's basketball

### **Mandy Miller Scholarship (Women's Basketball)**

*Contributors: Special gifts from women's basketball*

Named for the former Lady Jacket who died tragically in a 1987 automobile accident

### **FiveStar Scholarship (Men's & Women's Basketball)**

*Contributors: Brown Stove Works, Inc., & the K.*

*Harrison Brown family*

Named for the company's FiveStar Division of professional cooking products for the home and creates one scholarship for men's basketball and one for women's basketball

### **Homer Rice Scholarship (All Sports)**

*Contributors: Created by the W. Henry Maddox, III,*

*Foundation and funded by the many friends of Dr. Homer C. Rice*

Named for Tech's long-time Director of Athletics and awarded to a student-athlete who exemplifies the Total Person Concept—its goals and commitment to excellence

### **Homer Rice Scholarship (All Sports)**

*Contributor: Jere Goldsmith*

Created in recognition of Tech's former Director of Athletics because "Dr. Rice has been known as a respected leader, builder and master motivator and is my good friend. With the scholarship, I honor his 40 years of service to athletics."

### **Bernard "Chuck" Taylor, Jr. Scholarship (All Sports)**

*Contributor: Bernard "Chuck" Taylor*

Awarded to a student-athlete participating in a varsity sport

### **Joseph M. Pettit Scholarship (All Sports)**

*Contributors: Special gifts from Alexander-Tharpe contributors*

Named for the former President of Georgia Institute of Technology, Joseph M. Pettit

### **Lewis Jordan Scholarship (All Sports)**

Named for the Former Chairman and Co-Founder of Valujet Airlines

### **Charles K. Sewell Scholarship (All Sports)**

*Contributor: Charles K. Sewell*

Awarded to a student-athlete participating in a varsity sport

### **Paul Williams Scholarship (All Sports)**

*Contributor: Paul H. Williams*

Given by this 1960 Georgia Tech graduate for a student-athlete in good standing both academically and athletically

### **Zachary Endowment Fund (All Sports)**

*Contributor: Will of Edmond Benson Zachary*

Named for Edmond Benson Zachary for academic and athletic achievement

### **James L. Nicol Scholarship (All Sports)**

*Contributor: James L. Nicol*

Funded by Jim Nicol to honor a student-athlete maintaining a high standard of both academic and athletic excellence

### **Henry & Lula Byars Scholarship (All Sports)**

*Contributors: Lloyd & Linda Byars*

Named for the parents of Georgia Tech professor Dr. Lloyd Byars

### **Almond Scholarship (All Sports)**

*Contributors: Steve Almond & Family*

Awarded to a student-athlete in a varsity sport

### **Marlin Sloan Scholarship (All Sports)**

*Contributors: Marlin & Joann Sloan*

Awarded to a student-athlete in a varsity sport

### **Eugene Clary Scholarship (All Sports)**

*Contributor: Clary Foundation*

Given by Eugene Clary, a 1932 graduate of Georgia Tech

### **James P. Poole Scholarship (All Sports)**

*Contributor: James P. Poole*

Named for Tech alumnus James P. Poole

### **Bell Family Endowment (All Sports)**

*Contributor: Ron H. Bell*

Awarded to a student-athlete participating in a varsity sport

### **Martha & William Adams Scholarship (All Sports)**

*Contributors: Estate of Martha & William Adams*

Awarded to a student-athlete participating in a varsity sport

### **George W. Woodruff Scholarship (All Sports)**

*Contributor: George W. Woodruff*

Named for the late Atlanta philanthropist George W. Woodruff

### **Manley Earl Porter Scholarship (All Sports)**

Named for 1949 Tech electrical engineering graduate and retired Air Force major Manley Earl Porter

### **Joseph Bernitt Scholarship (All Sports)**

*Contributors: Friends of Joe Bernitt*

Named in honor of long-time employee of Texaco, Inc., and awarded to a varsity sport participant

### **Donato Altobelli Scholarship (All Sports)**

*Contributors: Altobelli Family*

Awarded to a student-athlete participating in a varsity sport

# BOBBY DODD SCHOLARSHIP

**G**eorgia Tech was blessed with Bobby Dodd for more than 55 years. He is a legend in college football, and his name immediately brings to mind integrity, honesty, success and loyalty. The quality image that Georgia Tech has always epitomized is synonymous with the name Bobby Dodd, and his legacy will forever be the foundation of Tech's athletics program.

It is only fitting that Tech has established the Bobby Dodd Scholarship to be given each year to outstanding young people who are both superb athletes and exemplary students. Coach Dodd's most important priority was the education of his student-athletes. He knew the value of a quality education and believed that Georgia Tech gave young men and women the opportunity to have both—successful athletics and quality academics.

Coach Dodd's influence did not stop with the boundaries of the Tech campus, and the young people receiving this scholarship should also be good citizens concerned with their community and nation.

## ANNUAL RECIPIENTS

2004	Brendon Mahoney, Track/Cross Country; Erin Voeltz, Softball
2003	Jeremy Muyres, Football; Jaime Wong, Tennis
2002	Laura Ozolins, Tennis; Joe Stegall, Track/Cross Country
2001	Laura Ozolins, Tennis; Joe Stegall, Track/Cross Country
2000	Bryce Molder, Golf; Regina Tate, Basketball
1999	Carolyn Clevenger, Volleyball; Jonas Motiejunas, Track
1998	Charles Wiley, Football; Beth Mallory, Track/Cross Country
1997	Matt Harpring, Basketball; Carla Munnion, Basketball
1996	Grant Baynham, Football; Jennifer Orr, Volleyball
1995	Nomar Garciaparra, Baseball; Cris Omiecinski, Volleyball
1994	Derek Mills, Track; Janeen Jones, Track
1993	Paul Stevens, Tennis; Angie Fischer, Basketball
1992	Derrick Adkins, Track; Erika Lewis, Tennis
1991	Stefen Scotton, Football; Karen Lounsbury, Basketball

### Homer & Phyllis Rice Scholarship (Golf)

*Contributors: Jon & Merrilee Martin, Hugh & Gerry Spruill*  
In appreciation of the significant contributions of Homer and Phyllis to the golf program and the entire Georgia Tech athletic program. Awarded to a student-athlete in golf who exemplifies the high standards of excellence set in their years of service to the Athletic Association.

### Robert T. Jones Scholarship (Golf)

*Contributors: Skeet Rymer, John Maddox & Charles Dannals*

Named for one of golf's all-time greats, Bobby Jones, a 1922 Tech graduate who won the Grand Slam

### Jack Zeigler Scholarship (Golf)

*Contributor: Jack Zeigler*

Named for Tech graduate and active Charlotte (N.C.) Tee Club member, Jack Zeigler

### Mize-Bargeron Scholarship (Golf)

*Contributors: Friends of Larry Mize and Andy & Patsy Bargeron*

Named for 1987 Masters champion, Larry Mize of Augusta, Ga., who played at Tech from 1977-79

### John Imlay Scholarship (Golf)

*Contributor: John Imlay*

Awarded each year to a Tech golfer who exemplifies golfing and academic excellence

### Watts Gunn Scholarship (Golf)

*Contributors: Watts Gunn, John Imlay & Phil Malonson*

Named for former Tech golfer Watts Gunn, the 1927 National Collegiate champion

### Dellinger-Barnes Scholarship (Golf)

*Contributor: Jim Dellinger*

Named for Atlanta golf enthusiasts and Tech graduates, Jim Dellinger and Tommy Barnes

### Yates Scholarship (Golf)

*Contributors: Charlie Brown, John Maddox, Jim Dellinger, Gerald O'Connor & Dan Yates*

Named for Yates brothers, Charlie and Dan, who played golf at Tech. Charlie was national champion and all-America in 1934

### David Duval Fund (Golf)

*Contributor: R. Joe Taylor*

Named in honor of Georgia Tech's outstanding golfer, David Duval, and awarded to a member of the golf team

### Carl J. Reith Scholarship (Golf)

*Contributor: Carl J. Reith*

Awarded to a golf team member who exemplifies outstanding leadership and commitment to excellence

### Neil W. Riley Scholarship (Golf)

*Contributors: Family of Neil W. Riley*  
Given in memory of Neil Riley

### R.J. "Doc" Noonan, Sr. Scholarship (Golf)

*Contributors: Tom & Kim Noonan*  
Awarded to a student-athlete in golf

### Robert G. Dennis Scholarship (Golf)

*Contributors: Friends of Robert G. Dennis*

Awarded to a student-athlete participating in golf

### Randy Carroll Scholarship (Baseball)

*Contributors: The many friends of Randy Carroll*

Named for baseball all-America Randy Carroll and awarded to a student-athlete in baseball who exemplifies the ideals of a true "student-athlete"

### Hickok Family Scholarship (Baseball)

*Contributors: Hickok Family*

Awarded to a student-athlete participating in baseball

### Herman E. Turner Scholarship (Baseball)

*Contributors: Turner Family*

Named in memory of Herman E. Turner of the 1922 Tech team and awarded to the baseball team's shortstop

### John P. Baum Scholarship (Baseball)

*Contributor: John P. Baum*

Named for former Tech baseball letterman John Baum

### Bob Stein Scholarship (Baseball)

*Contributors: Bob & Lynn Stein*

Awarded to a student-athlete in baseball

### Robbins Family Endowment (Baseball)

*Contributors: Richard & Cynthia Robbins & family*

Awarded to a student-athlete in baseball

### G. Garland Reid Scholarship (Baseball)

*Contributors: Friends & Family of G. Garland Reid*

Awarded to a student-athlete in baseball

### Bud Parker Scholarship (Men's Tennis)

*Contributor: Bill Moore*

Named for Tech graduate and captain of the 1958 tennis team, Albert N. (Bud) Parker

### Reese Scholarship (Tennis)

*Contributors: Mrs. William B. Reese, Mr. William S. Reese, Barbara Reese Currie*

Awarded to an outstanding member of the tennis team in honor of letterwinner William B. Reese

### Kirk Scholarship (Track)

*Contributor: Ken Kirk*

Awarded to a student-athlete in track

### James F. Beall Scholarship (Track)

*Contributor: James F. Beall*

Named for Tech graduate & track letterman, James F. Beall

### C. Bailey Dixon Scholarship (Track)

*Contributor: C. Bailey Dixon Foundation*

Awarded to a student-athlete in track

### H.L. (Jack) Dorris Scholarship (Swimming)

*Contributors: Mr. & Mrs. Alan Dorris*

### Patsy Dorris Scholarship (Swimming)

*Contributors: Alan Dorris Family*

Named in honor of Patsy Dorris, whose family annually awards this scholarship to an outstanding student-athlete

### Tommy Towles Scholarship (Swimming)

*Contributor: Tommy Towles*

Awarded each year to a member of the swim team

### John G. Hiles Swimming Endowment

*Contributors: Friends of John G. Hiles*

Awarded to a student-athlete participating in swimming

### George W. Stradtman, Jr. Scholarship (Swimming)

*Contributor: George W. Stradtman, Jr.*

Awarded to a student-athlete in intercollegiate swimming

### Jay Shoop Scholarship (Sports Medicine)

*Contributor: Anonymous*

Given in honor of Jay Shoop, long-time head trainer for Georgia Tech Athletic Association, to a student-trainer

### Tom Huber Scholarship (Sports Information)

*Contributor: Estate of Tom Huber*

Given in memory of Tom Huber, Georgia Tech basketball scorekeeper from 1991-2000.

### Milligan Scholarship

Given in memory of Bruce Milligan to a student-athlete

working toward a graduate degree. Selected by the Director of Athletics, the recipient serves an internship in his office.

### Leanna Piver Scholarship (Cheerleading)

Given each year to a member of the cheerleading squad in memory of Leanna Piver, an outstanding Tech cheerleader from 1996-98 who died tragically in an automobile accident.

### Bud Jung Scholarship (Cheerleading)

Named in memory of Jordan P. "Bud" Jung to be awarded to a member of the cheerleading squad.

### Frank Wilkinson Scholarship (Cheerleading)

*Contributors: Frank & Eleanor Wilkinson*

Awarded to a member of the cheerleading squad

# ALEXANDER-THARPE FUND, INC.

## SCHOLARSHIP SUPPORT FOR STUDENT-ATHLETES

*The Alexander-Tharpe Fund is one of the premier collegiate athletic development organizations, annually ranking among the national leaders in athletic fundraising.*

**T**he Alexander-Tharpe Fund is the development arm of the Georgia Tech Athletic Association and the primary source of funding for the Rambling Wreck's 17-sport athletics program.

The A-T Fund's primary purpose is to provide funding for the grants-in-aid for Georgia Tech student-athletes in all sports. With the increasing cost of tuition, the A-T Fund continues to face a greater challenge with every coming year. The Fund is responsible for 100 percent of the scholarship costs for student-athletes.

Through the loyalty, support and generosity of Tech alumni, friends and fans, A-T provides funding for over 300 scholarships. However, scholarships, at a cost of over \$5 million per year, are only a portion of the more than \$18 million raised in 2002-03 to support the many needs of the Athletic Association

The A-T Fund allows hundreds of student-athletes from all over the United States to attend one the nation's finest academic institutions to pursue their educational goals. With Georgia Tech's nationally-prominent athletics program, the student-athletes also have the opportunity to realize their athletic dreams.

Jack Thompson, Senior Associate Director of Athletics and Executive Director of the Alexander-Tharpe Fund, heads Georgia Tech's overall development program and is in his 35th year on the Rambling Wreck staff.

The contributions and support by Tech fans to the A-T Fund make it possible for outstanding student-athletes to represent the Institute.

### ALEXANDER-THARPE FUND, INC.

#### Board of Trustees

Bob Anclien, Accenture  
Jeff Beech, The Beech Foundation  
Jim Borders, Novare Group  
Gina Carr, Century 21 Advantage  
Steven Chaddick, CIENA Corporation  
Keith Cooley, EZGov  
Dave Dorman, AT&T  
ChuckEasley, Kurt Salmon Associates  
Dan Faulk, Oxford Properties  
Stan Goodroe, Dorsett Industries L.P.  
Ben Harris, Georgia Power  
Herky Harris, AMVESCAP  
Lara Hodgson, Dewberry Capital  
Steve Johnson, T. Stephen Johnson & Associates

Gary Jones, Credit Suisse First Boston  
George Levert, Kinetic Ventures, Inc.  
Govantez Lowndes, Commune  
Dr. Tom Malone, Milliken  
Lorri McClain, Reicon Management  
Ron Nash, InterWest Partners  
Tom Noonan, Internet Security Systems Inc.  
David Rudolph, Turner South  
Reid Simmons, Practice Works  
Jeb Stewart, SciHealth, Inc.  
Meade Sutterfield, SSPCS Corporation  
Buzz Willett, Venture Aviation  
Bill Willis, retired

### "1st and 10" Young Alumni Program

#### Purpose

- Increase participation of Georgia Tech young alumni in the Alexander-Tharpe Fund, Inc.
- Assist A-T with fund raising efforts
- Provide young alumni access to the Georgia Tech Athletic Association and the A-T Fund
- Provide the A-T Fund with additional resources and leadership

#### 1st and 10 Board

Doug Allvine, Andy Anderson, Bob Anderson, Bird Blitch, Jason Byars, Brian Cardoza, Doug Chipman, Kyle Clark, Charles Fitch, Greg Foster, Scott Gillies, Billy Gingrey, Brent Goolsby, Ryan Hall, Jamie Hamilton, Lara Hodgson, Justin Honaman, Dennis James, Mac Joye, Lex McGraw, Michael McNamara, David Rudolph, Jeb Stewart, David Touwsma, Trey Wainwright, Bob White. Students: Rick Arnett, Angela Dobson, Anna Fincher, Tiffanie Golden, Mike Harris, Zac Long, E.W. Looney, Bryan Novack, Philip Perry, Chris Rankine, Jeff Rosenfeld

### THE DEVELOPMENT OFFICE

Jack Thompson, Senior Associate Director of Athletics ... 404-894-5427  
Jim Hall, Vice President ..... 404-894-8219  
Gary Lanier, Assistant Director/Clubs ..... 404-894-6561  
Barb Dockweiler, Director of Special Events ..... 404-894-6124  
Mindy Hyde, Assistant Director ..... 404-894-5435  
Jon McLamb, Assistant Director ..... 404-894-5768  
Amber Reed, Development Officer ..... 404-894.8457  
Ashlea Hannon, Assistant to Senior Associate  
Director of Athletics ..... 404-894-5427  
Dee Stevens, Receptionist ..... 404-894-5414

# SEASON REVIEW

## Gailey Leads Tech to Sixth Straight Bowl in First Season

**G**eorgia Tech, with a record of 7-6 (4-4 ACC) in 2002, equalled a school record under first-year head coach Chan Gailey by earning the school's sixth straight bowl appearance.

Gailey and the Tech seniors steered the Rambling Wreck through adversity, most notably season-ending injuries to the team's top offensive and defensive stars, to a sixth straight year of seven or more wins and a berth in the Silicon Valley Football Classic. Tech's bowl appearance gave the Jackets six in a row for the first time since the 1951-56 seasons.

That mark of consistency is notable because Georgia Tech is the only Atlantic Coast Conference school other than Florida State to play in a bowl game each of the last six years, and only the Seminoles have compiled more overall and conference victories during that time than Tech.

In fact, Georgia Tech is one of just 13 schools in the nation to play in a bowl game each of the last six years, and Gailey became just the second head coach in Tech history to guide the Jackets to a bowl game in his first season on the Flats.

Tech's 2002 edition featured a strong defensive unit, led by all-ACC free safety Jeremy Muryes and all-conference linebacker Ricardo Wimbush, an offense that evolved throughout the season due to injuries in the backfield and boasted the receiving tandem of seniors Kerry Watkins and Will Glover, and a solid kicking game.



**LUKE MANGET** finished his career with a Tech-record 322 points, including an ACC-record 160 consecutive extra points.

Muryes led Tech with five interceptions and, with 76 tackles, finished as Tech's career leader in tackles by a defensive back. Wimbush (94 tackles) and fellow linebackers Daryl Smith (99) and Keyaron Fox (92) were the Jackets' top tacklers on a defensive unit that allowed just 20.5 points per game.

Watkins, a second-team all-ACC selection, caught a school-record 71 passes for 1,050 yards and five touchdowns, becoming just the second Yellow Jacket receiver to record a 1,000-yard season. Glover added 47 receptions for 434 yards and three scores. Sophomore tackle Nat Dorsey also earned second-team all-ACC honors.

All-ACC placekicker Luke Manget became Tech's all-time leading scorer with 322 points and made an ACC-record 160 consecutive PAT, just missing the NCAA record of 161 in a row. Senior punter Dan Dyke was a four-time Verizon Academic All-America.

The Jackets opened the 2002 season with victories over Vanderbilt (45-3) and Connecticut (31-14). In those two contests, an offensive star emerged in the person of junior tailback Tony Hollings, a converted defensive back who made his debut on offense with 297 yards and six touchdowns on just 31 carries. Tech also got solid play from quarterback A.J. Suggs, the junior transfer in his first season of eligibility, while the defense began to display the aggressive, attacking style installed by first-year defensive coordinator Jon Tenuta.

After a 24-19 loss at Clemson, the complexion of the Jackets' season began to change.

First, all-America defensive end Greg Gathers, Tech's career leader in sacks and tackles for loss, was lost for the season to a kidney ailment. Then, while the Jackets were putting the finishing touches on a 28-19 win over Brigham Young, Hollings went down with a season-ending knee injury. He was the nation's leading rusher and second-leading scorer with 633 yards (158.2 pg) and 11 touchdowns in four games. Tech also played virtually the entire year without backup tailback Sidney Ford, who was limited to one game due to a concussion.

Despite those blows, Tech managed a 21-13 road win at North Carolina in which true freshman Ajenavi Eziemefe rushed for 136 yards as the Jackets improved to 4-1.

After losses to Wake Forest (24-21) and Maryland (34-10) left Tech's record at 4-3, the Jackets regrouped to win three of the next four, including impressive victories over Virginia (23-15) and eighth-ranked NC State (24-17), and become bowl eligible.

Against the Cavaliers, another freshman running back, P.J. Daniels, provided a lift with 95 yards rushing, and Muryes' interception in the final



**JONATHAN SMITH** celebrates one of the season's highlights: Tech's 24-17 victory at eighth-ranked NC State.

minutes sealed the win.

Suggs, who passed for 2,242 yards with 12 touchdowns and 15 interceptions on the season, put together his best two games in the back-to-back wins over Virginia and NC State, hitting 47 of 76 passes for 431 yards. Against the Wolfpack, he led Tech's comeback from a 17-9 fourth-quarter deficit.

But Tech's defense was the story, holding NC State 23 points below its scoring average and allowing just 57 yards rushing. The defense also performed well the following week in a 21-13 loss to Florida State, holding the Seminoles to just 279 yards, but the Jackets were undone by turnovers and a pair of big plays by FSU.

Tech earned its seventh victory with a 17-2 win over Duke in which the Blue Devils' only points came on a safety, capping a four-game stretch in which the Jackets allowed an average of 13.8 points.

In the second half of the season, senior tailback Gordon Clinkscale emerged as Tech's top ball-carrier. Little-used before this fall, Clinkscale rushed for 468 yards and averaged 6.2 yards per carry, including a career-best 94 yards and the winning touchdown against NC State. But he, too, fell victim to the injury bug, suffering a career-ending knee injury in Tech's final regular-season game.

Following a very disappointing 51-7 loss at fifth-ranked Georgia to close the regular season, the Jackets looked forward to the chance to face Fresno State in the Silicon Valley Football Classic. Redshirt freshman quarterback Damarius Bilbo sparked Tech's second-half comeback, but the Jackets could not overcome seven turnovers in a game that was played in a muddy quagmire. Tech fell to the Bulldogs, 30-21, to close its season with a 7-6 record.



# GAME SUMMARIES

## GEORGIA TECH 45, VANDERBILT 3

**Aug. 31, 2002 • Bobby Dodd Stadium at Grant Field**

A.J. Suggs threw three touchdown passes and Tony Hollings ran for 153 yards, helping new coach Chan Gailey and Georgia Tech defeat Vanderbilt, 45-3, at Bobby Dodd Stadium/Grant Field in the opener for both teams.

Hollings, a converted defensive back, became the first running back in school history to run for more than 100 yards in his first game. Suggs, a transfer from Tennessee, completed 10 of 13 passes for 132 yards in slightly more than a half.

The Yellow Jackets lost the shutout when Greg Johnson hit a 37-yard field goal with 3:26 left in the game.

It was Gailey's first college game since 1993, when he led Division I-AA Samford to a 5-6 record. Tech's 42-point margin of victory equalled the third-largest margin of victory by an Atlantic Coast Conference coach in his first game at a conference school.

In the first quarter, Gailey decided to punt on fourth-and-one from the Vanderbilt 37, drawing boos from the sellout crowd. But the move paid off when Dennis Davis downed Dan Dyke's punt at the one-yard line.

That helped set up Georgia Tech's first touchdown, a two-yard pass from Suggs to Will Glover on the first play of the second quarter. Suggs lofted the ball

to the back corner of the end zone, and Glover outjumped Dominique Morris for a 7-0 lead.

The Yellow Jackets scored on their next five possessions, taking a 38-0 lead. Hollings ran for two of the touchdowns, including a 56-yarder early in the third quarter, and Suggs threw touchdown passes to Glover and Kerry Watkins.

Luke Manget added a 37-yard field goal in the second quarter.

Backup quarterback Damarius Bilbo played with the second-team offense all night and ran five yards for his first career touchdown in the third quarter.

Vanderbilt failed to generate much offense in the first three quarters and finished with 225 yards, 78 of which came in the fourth quarter. Neither starting quarterback Jay Cutler nor backup Benji Walker were effective, combining to go 13-for-28 for 116 yards and two interceptions.

Tech punt return specialist Kelley Rhino had five returns for 110 yards to raise his career total to 798 yards, breaking the Tech career record that was set by his father, Randy Rhino (749 yards, 1972-74).

VANDERBILT .....	0	0	0	3	—	3
GEORGIA TECH.....	0	31	14	0	—	45

### SCORING SUMMARY

GT—Glover 2 Pass from Suggs (Manget Kick), 14:56, 2nd	
Drive: 10 plays, 38 yards, 5:10	GT 7-0
GT—Hollings 2 Run (Manget Kick), 9:34, 2nd	
Drive: 6 plays, 60 yards, 2:48	GT 14-0
GT—Watkins 37 Pass from Suggs (Manget Kick), 6:48, 2nd	
Drive: 3 plays, 47 yards, 1:02	GT 21-0
GT—Manget 37 yard field goal, 3:17, 2nd	
Drive: 7 plays, 11 yards, 2:08	GT 24-0
GT—Glover 4 Pass from Suggs (Manget Kick), 1:02, 2nd	
Drive: 4 plays, 20 yards, 2:01	GT 31-0
GT—Hollings 56 Run (Manget Kick), 13:26, 3rd	
Drive: 1 play, 56 yards, 0:11	GT 38-0
GT—Bilbo 5 Run (Manget Kick), 0:26, 3rd	
Drive: 13 plays, 80 yards, 5:02	GT 45-0
VU—Johnson 37 FG, 3:26, 4th	
Drive: 6 plays, 23 yards, 1:16	GT 45-3
Attendance—43,719	

TEAM STATISTICS	VU	GT
First Downs.....	9	21
Rushes-Att-Yds.....	31-109	51-279
Passing Yards.....	116	182
TOTAL OFFENSE.....	59-225	75-461
Passes Cmp-Att-Int.....	28-13-2	24-15-0
Punts.....	8-42.5	5-41.2
Fumbles-Lost .....	0-0	4-0
Penalties .....	5-25	11-75
Sacks By.....	0-0	2-4
3rd Down Conversions.....	1-14	7-15
4th Down Conversions .....	1-2	1-1
Time of Possession .....	25:01	34:59

### LEADING RUSHERS

VU—McKenzie 5-25; Cutler 9-24; Hatcher 4-20  
GT—Hollings 17-153, 2 TD; Hatch 13-66; Daniels 9-26

### LEADING PASSERS

VU—Cutler 23-10-2, 73; Walker 5-3-0, 43  
GT—Suggs 13-10-0, 132, 3 TD; Bilbo 11-5-0, 50

### LEADING RECEIVERS

VU—Hatcher 3-34; Stricker 3-23; Brigham 1-32  
GT—Glover 5-54, 2 TD; Watkins 3-70, 1 TD; Bridges 3-19

## 2002 INDIVIDUAL HONORS

Verizon Academic All-America .....	P Dan Dyke
Verizon Academic All-District III .....	P Dan Dyke
	FS Jeremy Muyres
All-Atlantic Coast Conference .....	FS Jeremy Muyres (1st)
	T Nat Dorsey (2nd)
	PK Luke Manget (2nd)
	WR Kerry Watkins (2nd)
	LB Ricardo Wimbush (2nd)
ACC Jim Tatum Award .....	Jeremy Muyres
Academic All-Atlantic Coast Conference: .....	P Dan Dyke
	PK Luke Manget
	FS Jeremy Muyres
	PR Kelley Rhino
	LB Daryl Smith

### Freshman All-America (*The Sporting News*):

Eric Henderson (third team)

### Freshman All-ACC (*The Sporting News*):

DE Eric Henderson

CB Reuben Houston

## ACC PLAYER OF THE WEEK AWARDS

Tony Hollings .....	Offensive Back (BYU)
Jeremy Muyres .....	Defensive Back (BYU)
Kyle Wallace .....	Offensive Line (UNC)
Ajenavi Eziemefe .....	Rookie (UNC)
Kyle Wallace .....	Offensive Line (Virginia)
P.J. Daniels .....	Rookie (Virginia)
Jeremy Muyres .....	Defensive Back (NC State)
Kelley Rhino .....	Specialist (Florida State)
Keyaron Fox .....	Defensive Lineman (Duke)



# GAME SUMMARIES

## GEORGIA TECH 31, CONNECTICUT 14

Sept. 7, 2002 • Memorial Stadium • Storrs, Conn.

Tony Hollings ran for four touchdowns to tie a school record and had all 144 of his rushing yards in the first half as Georgia Tech defeated Connecticut 31-14 at Memorial Stadium in Storrs, Conn.

It was the second straight 100-yard game for Hollings, the former defensive back who moved to tailback last spring. He rushed for 153 yards in his debut in Tech's 45-3 win over Vanderbilt.

Hollings' four touchdowns matched a single-game school record held by five other Yellow Jackets. Joe Burns, the fourth-leading rusher in Tech history, last did it against North Carolina in 2000.

"No one doubted (Hollings') ability. It was just a question when it would all mesh," Gailey said.

Hollings scored on runs of 34 and 46 yards, and his other two touchdowns each came from a yard out.

The game was the first between the two teams. UConn (0-2), playing its third year in Division I-A, opened its final season at the 16,200-seat Memorial Stadium.

The Huskies were outmatched from the start by the quicker, stronger Yellow Jackets. Tech cornerback Marvious Hester recovered a fumble in UConn's opening

drive and scored three plays later on Hollings' 34-yard run three minutes into the game. The Jackets scored on three of their first four possessions.

Hollings' second TD was a one-yard run that capped a 61-yard, nine-play drive. His 46-yard score came as time ran out in the first quarter.

Georgia Tech took a 28-0 halftime lead on Hollings' one-yard run with 1:04 left in the second quarter.

Georgia Tech had 415 yards of offense, compared to UConn's 249. Tech had 226 yards on the ground and held the Huskies to 64 yards rushing.

Tech quarterback A.J. Suggs completed nine of 14 passes for 136 yards. He had high praise for his tailback Hollings.

"That's back-to-back weeks where he's come out and just opened it wide open for us," Suggs said. "It's great to have somebody of his caliber behind us."

UConn finally got on the board in the fourth quarter against Tech's reserves.

Quarterback Keron Henry hit Tommy Collins for a two-yard score with 2:55 left in the game. UConn quarterback Dan Orlovsky, who started the game, threw a nine-yard touchdown pass to Brandon Young with 25 seconds remaining.

GEORGIA TECH.....	21	7	3	0	-	31
CONNECTICUT .....	0	0	0	14	-	14

### SCORING SUMMARY

GT-Hollings 34 Run (Manget Kick), 12:00, 1st	
Drive: 2 plays, 34 yards, 1:05	GT 7-0
GT-Hollings 1 Run (Manget Kick), 4:45, 1st	
Drive: 9 plays, 61 yards, 4:58	GT 14-0
GT-Hollings 46 Run (Manget Kick), 0:00, 1st	
Drive: 1 play, 46 yards, 0:03	GT 21-0
GT-Hollings 1 Run (Manget Kick), 1:04, 2nd	
Drive: 9 plays, 58 yards, 4:26	GT 28-0
GT-Manget 41 FG, 6:42, 3rd	
Drive: 7 plays, 56 yards, 3:07	GT 31-0
UC-Collins 2 Pass from Henry (Hickok Kick), 2:55, 4th	
Drive: 13 plays, 80 yards, 6:10	GT 31-7
UC-Young 9 Pass from Orlovsky (Hickok Kick), 0:25, 4th	
Drive: 9 plays, 80 yards, 0:53	GT 31-14
Attendance-16,751	

### TEAM STATISTICS

	GT	UC
First Downs.....	17	13
Rushes-Att-Yds.....	43-226	34-64
Passing Yards.....	189	185
TOTAL OFFENSE.....	64-415	66-249
Passes Cmp-Att-Int.....	21-14-0	32-15-1
Punts.....	4-45.8	7-41.4
Fumbles-Lost .....	1-1	2-1
Penalties .....	6-45	5-26
Sacks By.....	5-30	2-14
3rd Down Conversions.....	5-14	3-15
4th Down Conversions .....	2-3	2-4
Time of Possession .....	31:43	28:17

### LEADING RUSHERS

GT-Hollings 16-144, 4 TD; Ford 11-52; Hatch 5-13; Suggs 1-20  
UC-Bellamy 12-32; Henry 10-19; Poole 4-15

### LEADING PASSERS

GT-Suggs 14-9-0, 136; Bilbo 7-5-0, 53; Camp 0-0-0  
UC-Orlovsky 27-13-0, 145, 1 TD; Henry 5-2-1, 40, 1 TD

### LEADING RECEIVERS

GT-Watkins 4-89; Logan 2-25; Foschi 2-23; Bridges 2-23  
UC-Feldeisen 6-101; Collins 4-24, 1 TD; Cutaia 2-34; Young 1-9, 1 TD



**KERRY WATKINS** broke the Jackets' single-season record with 71 catches for 1,050 yards. He ranks second in Tech history in career receptions, receiving yards and receiving touchdowns.

# GAME SUMMARIES

## CLEMSON 24, GEORGIA TECH 19

*Sept. 14, 2002 • Clemson Memorial Stadium • Clemson, S.C.*

Clemson's Derrick Hamilton accounted for 256 all-purpose yards, including a 77-yard touchdown run and a 79-yard punt return to set up another score to lead the Tigers to a 24-19 victory over Georgia Tech in the Atlantic Coast Conference opener for both teams at Clemson's Memorial Stadium.

Trailing 24-6, Tech got back in the game as quarterback A.J. Suggs hit tight end John Paul Foschi for a seven-yard touchdown pass late in the third quarter and then tailback Tony Hollings scored from one yard out with 3:43 to play to bring the Jackets within five points. A two-point conversion would have brought Tech within a field goal, but Suggs' pass to Foschi was short of the goal-line.

With the Yellow Jackets out of time-outs, Clemson tried to run out the clock. But quarterback Willie Simmons fumbled a shotgun snap near midfield, giving Georgia Tech its final shot. Tech linebacker Ricardo Wimbush recovered to give the Jackets possession at the Tech 38-yard line with 2:07 on the clock.

Suggs hit Kerry Watkins for 14 yards and then Lekeldrick Bridges for 19 to give the Jackets a first down at the Clemson 29 with just over a minute left, but Suggs next pass was intercepted by Eric Sampson.

Hollings had his third straight 100-yard effort for the Jackets with 147 yards on 23 carries, including a 72-yard touchdown run in the first quarter. Kerry Watkins caught seven passes for 139 yards.

Suggs completed 17 of 31 passes for 201 yards and one touchdown, but he was sacked five times.

Once again, the game was decided by a single score, though the previous six games between the teams were all decided by three points.

Clemson scored on its first possession. After a Tech penalty on a punt allowed the Tigers to retain possession, Aaron Hunt's 34-yard field goal put Clemson ahead, 3-0.

After a Tech punt, Hamilton ran 77 yards for Clemson's first touchdown and a 10-0 advantage. Simmons, who was 18-of-31 for 176 yards and two touchdowns, threw a key block near the five-yard line that helped Hamilton into the end zone.

Tech responded on its next play from scrimmage as Hollings raced 72 yards around right end for a touchdown. A fumbled snap on the PAT made the score 10-6 with 5:24 left in the first quarter.

The score remained that way until late in the half, when Hamilton fielded Dan Dyke's punt at the 16-yard line and raced 79 yards before he was knocked out of bounds at the Tech five-yard line.

The Tech defense stiffened, forcing two incomplete passes and a three-yard scramble by Simmons to bring up fourth-and-goal at the two with the clock winding down. Clemson sent its field goal unit onto the field, but after a Tech timeout, the Tigers elected to go for it.

Simmons ran a naked bootleg to the left, but the Yellow Jackets had it sniffed out, so Simmons shoveled the ball to freshman Bobby Williamson in the end zone to give Clemson a 17-6 lead at half.

On their first possession of the second half, the Tigers boosted their lead to 24-6 on Simmons' 44-yard touchdown pass to Tony Elliot.

Georgia Tech responded with an 11-play, 78-yard drive capped by a seven-yard touchdown pass to from Suggs to Foschi that cut the Yellow Jackets' deficit to 24-13.

Simmons fumbled a snap away on the next possession, but Tech fumbled the ball back. Simmons then threw an interception to Kelley Rhino, but the Tigers forced a punt.

Clemson's Yusef Kelly, again playing for injured starter Bernard Rambert, ran for 89 yards on 20 carries.

GEORGIA TECH.....	6	0	7	6	—	19
CLEMSON.....	10	7	7	0	—	24

## SCORING SUMMARY

CU—Hunt 34 FG, 7:13, 1st	
Drive: 15 plays, 53 yards, 7:47	CU 3-0
CU—Hamilton 77 Run (Hunt Kick), 5:45, 1st	
Drive: 1 play, 77 yards, 0:13	CU 10-0
GT—Hollings 72 Run (Team Rush Failed), 5:24, 1st	
Drive: 1 play, 72 yards, 0:21	CU 10-6
CU—Williamson 2 Pass from Simmons (Hunt Kick), 0:38, 2nd	
Drive: 4 plays, 5 yards, 0:50	CU 17-6
CU—Elliot 44 Pass from Simmons (Hunt Kick), 10:40, 3rd	
Drive: 6 plays, 66 yards, 2:29	CU 24-6
GT—Foschi 7 Pass from Suggs (Manget Kick), 4:55, 3rd	
Drive: 11 plays, 78 yards, 5:45	CU 24-13
GT—Hollings 1 Run (Pass Failed), 3:43, 4th	
Drive: 8 plays, 59 yards, 3:29	CU 24-19
Attendance—78,000	

## TEAM STATISTICS

	GT	CU
First Downs.....	14	18
Rushes-Att-Yds.....	32-102	41-195
Passing Yards.....	201	176
TOTAL OFFENSE.....	63-303	72-371
Passes Cmp-Att-Int.....	31-17-1	31-18-1
Punts.....	9-41.1	5-36.6
Fumbles-Lost .....	2-1	5-3
Penalties .....	8-99	9-97
Sacks By.....	0-0	5-55
3rd Down Conversions.....	8-17	5-15
4th Down Conversions .....	0-0	2-2
Time of Possession .....	28:12	31:48

## LEADING RUSHERS

GT—Hollings 23-147, 2 TD; JSmith 1-4; Suggs 7-(-50)  
CU—Hamilton 5-97, 1 TD; Kelly 20-89; Hill 5-13

## LEADING PASSERS

GT—Suggs 31-17-1, 201, 1 TD  
CU—Simmons 31-18-1, 176, 2 TD

## LEADING RECEIVERS

GT—Watkins 7-139; Clinkscale 4-5; Hollings 2-24; Foschi 2-14, 1 TD  
CU—Youngblood 4-9; Elliott 3-85, 1 TD; Kelly 3-9; Williamson, 2-17, 1 TD;  
Hamilton 2-22

## GEORGIA TECH 28, BYU 19

*Sept. 21, 2002 • Bobby Dodd Stadium/Grant Field*

Tony Hollings ran for 189 yards and three touchdowns, including two fourth quarter scores, to help Georgia Tech rally past Brigham Young 28-19 before a sellout crowd at Bobby Dodd Stadium/Grant Field in the first meeting between the schools.

Hollings finished the game as the nation's leading rusher but sustained a knee injury late in the fourth quarter that later proved to be season-ending.

Hollings scored his second touchdown with 13:08 left, giving the Yellow Jackets the lead for good, and he added an insurance touchdown with five minutes to play.

He originally left the game in the third quarter, hurting his right knee on a two-yard run on the first drive of the half, then returned for the next series.

BYU played most of the game without leading rusher Marcus Whalen, who left early in the second quarter with a pulled groin. Freshman Curtis Brown replaced Whalen and ran for 32 yards.

Reserve quarterback Lance Pendleton took over for starter Bret Engemann in the first half and played the rest of the way, throwing for a touchdown and

# GAME SUMMARIES

running for another. The Cougars piled up 197 yards in the first half, but they were stymied by four turnovers, including three by Engemann.

Pendleton threw a 17-yard touchdown to Reno Mahe late in the third quarter to give BYU its last lead at 19-14, but Mahe was stopped short attempting a two-point conversion on a swing pass.

Georgia Tech then drove 73 yards for the go-ahead score, with Hollings chewing up 50 on the ground. He rambled in from the two, giving the Yellow Jackets a 21-19 lead.

Hollings added his third touchdown with 5:03 left to seal it.

Engemann completed his first five passes on the game's opening drive, moving the Cougars 53 yards to the Tech 27-yard line. But he threw into double coverage, and safety Jeremy Muyres intercepted the pass in the end zone.

Muyres grabbed another errant pass from Engemann late in the first quarter, leading to Hollings' first touchdown and a 7-0 lead. Engemann also lost a fumble.

Matt Payne kicked a 48-yard field goal to cut the lead to 7-3, and Pendleton ran for a two-yard touchdown on his first series to give BYU a 10-7 halftime lead.

Tech regained the lead early in the third quarter with a 10-play, 67-yard drive, capped by a one-yard run by true freshman Ajenavi Ezimefe, who replaced Hollings on the drive.

BRIGHAM YOUNG.....	0	10	9	0	-	19
GEORGIA TECH.....	0	7	7	14	-	28

## SCORING SUMMARY

GT-Hollings 1 Run (Manget Kick), 14:52, 2nd

Drive: 8 plays, 52 yards, 2:49

GT 7-0

BYU-Payne 48 FG, 10:22, 2nd

Drive: 4 plays, 3 yards, 1:13

GT 7-3



**TONY HOLLINGS** was the nation's leading rusher and second-leading scorer when he sustained a season-ending knee injury in the fourth game.

BYU-Pendleton 2 Run (Payne Kick), 5:14, 2nd

Drive: 9 plays, 57 yards, 3:59

BYU 10-7

GT-Ezimefe 1 Run (Manget Kick), 10:55, 3rd

Drive: 10 plays, 67 yards, 4:05

GT 14-10

BYU-Payne 39 FG, 6:52, 3rd

Drive: 12 plays, 58 yards, 4:03

GT 14-13

BYU-Mahe 17 Pass from Pendleton (Pass Failed), 3:43, 3rd

Drive: 6 plays, 49 yards, 1:38

BYU 19-14

GT-Hollings 2 Run (Manget Kick), 13:08, 4th

Drive: 12 plays, 73 yards, 4:47

GT 21-19

GT-Hollings 2 Run (Manget Kick), 5:03, 4th

Drive: 9 plays, 54 yards, 3:38

GT 28-19

Attendance-43,719

## TEAM STATISTICS

## BYU

## GT

First Downs.....	21	19
Rushes-Att-Yds.....	27-79	50-210
Passing Yards.....	274	117
TOTAL OFFENSE.....	84-353	76-327
Passes Cmp-Att-Int.....	57-28-3	26-11-3
Punts.....	4-36.2	8-45.6
Fumbles-Lost .....	3-1	1-0
Penalties .....	7-31	6-49
Sacks By.....	2-16	4-28
3rd Down Conversions.....	4-17	4-16
4th Down Conversions .....	2-5	1-1
Time of Possession .....	29:12	30:48

## LEADING RUSHERS

BYU-Pendleton 12-44, 1 TD; Brown 8-32; Whalen 4-13

GT-Hollings 36-189, 3 TD; Ezimefe 9-25, 1 TD; Suggs 3-(-14)

## LEADING PASSERS

BYU-Engemann 18-11-2, 92; Pendleton 39-17-1, 182, 1 TD

GT-Suggs 26-11-3, 117

## LEADING RECEIVERS

BYU-Mahe 5-67, 1 TD; Whalen 5-39; Brown 5-26; Christensen 3-59

GT-Glover 4-26; Watkins 3-55; Heller 2-18; Hollings 1-12; JSmith 1-6

## GEORGIA TECH 21, NORTH CAROLINA 13

*Sept 28, 2002 • Kenan Memorial Stadium • Chapel Hill, N.C.*

Despite playing without its top offensive player, its top defensive player and its record-setting placekicker, Georgia Tech used 136 yards rushing by true freshman Ajenavi "Ace" Ezimefe and a standout performance from its defense to defeat North Carolina, 21-13, for the fifth straight year.

Ezimefe stepped in for the nation's leading rusher, Tony Hollings, out for the season with a knee injury. He went over the 100-yard mark midway through the third quarter and finished with 32 carries without a fumble as the Yellow Jackets dominated the line of scrimmage against the nation's 106th-ranked run defense.

Tech quarterback A.J. Suggs completed 15 of 27 passes for 166 yards, including a 27-yard touchdown pass to Will Glover, while backup Damarius Bilbo was 4-for-6 for 45 yards with a 10-yard scoring pass to Kerry Watkins.

The Rambling Wreck defense, playing without all-America defensive end Greg Gathers, held the Tar Heels to just 299 total yards, including only 68 yards rushing, on 52 plays. Tech's defense came up with several big plays, the biggest of which was by redshirt freshman cornerback Reuben Houston, who stripped the ball from UNC tight end Bobby Blizzard at the one-yard line, preventing a touchdown.

North Carolina trailed 14-13 at halftime and had a chance to regain the lead on its first drive of the second half when quarterback Darian Durant connected

# GAME SUMMARIES

with the 276-pound Blizzard over the middle. Blizzard warded off several tacklers and was headed for a 61-yard touchdown, but Houston stripped him of the ball at the one-yard line. It was recovered in the end zone by Jonathan Cox for a touchback.

The Jackets then drove 80 yards on 18 plays, consuming eight minutes, capped by Eziemefe's one-yard touchdown run.

Tech was stopped on the five and settled for a 23-yard field goal by backup kicker Dan Burnett, subbing for all-ACC place-kicker Luke Manget, who strained a groin muscle in warmups. But Derrick Johnson was called for running into the kicker to give the Jackets a first down at the three.

Two plays later, Eziemefe dove over the pile from the one for his second career touchdown, putting Tech ahead, 21-13.

The Tar Heels drove to the Georgia Tech 18 with less than five minutes left and trailing by eight, but Durant was dropped for a three-yard loss by defensive end Eric Henderson on third down and then sacked by linebacker Recardo Wimbush on fourth down to stop the drive.

Suggs then completed two key third-down passes that helped the Yellow Jackets run out all but 14 seconds of the clock. UNC had a chance to force a punt when Watkins caught a short pass on third down and appeared to be tackled well shy of the first down marker, but the senior managed to break a tackle and get the first down.

Georgia Tech had 125 yards of offense in the first quarter, including 41 on the ground from Eziemefe. But Suggs threw an interception on the first series and Burnett missed a 38-yard field goal on Tech's second drive as the Tar Heels grabbed an early 3-0 lead.

Suggs redeemed himself late in the second quarter with a nice play-fake on third-and-three as he found a wide open Will Glover from 27 yards out for a 14-13 lead at the break.

Backup quarterback Damarius Bilbo, who kept North Carolina's defense off-balance with a variety of draws and sprint outs, also added a first-half touchdown pass to Watkins for Tech's first score.

GEORGIA TECH.....	7	7	0	—	21
NORTH CAROLINA .....	3	10	0	0	13

## SCORING SUMMARY

NC—Orner 39 FG, 11:02, 1st	NC 3-0
Drive: 4 plays, 0 yards, 1:01	
GT—Watkins 10 Pass from Bilbo (Burnett Kick), 2:23	GT 7-3
Drive: 7 plays, 37 yards, 2:37	
NC—Hilton 19 Pass from Durant, 14:56, 2nd	NC 10-7
Drive: 7 plays, 71 yards, 2:27	
NC—Orner 31 FG, 7:19, 2nd	NC 13-7
Drive: 8 plays, 35 yards, 3:39	
GT—Glover 27 Pass from Suggs (Burnett Kick), 4:42, 2nd	GT 14-13
Drive: 5 plays, 73 yards, 2:37	
GT—Eziemefe 1 Run (Burnett Kick), 4:52, 3rd	GT 21-13
Drive: 18 plays, 80 yards, 8:02	
Attendance—57,000	

## TEAM STATISTICS

	GT	NC
First Downs.....	24	12
Rushes-Att-Yds.....	49-185	27-68
Passing Yards.....	211	231
TOTAL OFFENSE.....	82-396	52-299
Passes Cmp-Att-Int.....	33-19-2	25-14-0
Punts.....	2-32.5	4-39.8
Fumbles-Lost .....	0-0	1-1
Penalties .....	6-45	8-64
Sacks By.....	3-24	1-14
3rd Down Conversions.....	11-17	6-13
4th Down Conversions .....	1-1	0-1
Time of Possession .....	37:23	22:37

## LEADING RUSHERS

GT—Eziemefe 32-136, 1 TD; Clinkscale 3-19; Bilbo 7-10; Suggs 2-9  
NC—Lewis 13-51; Hedgecock 1-11; Durant 11-5

## LEADING PASSERS

GT—Suggs 27-15-1, 166, 1 TD; Bilbo 6-4-1, 45, 1 TD  
NC—Durant 25-14-0, 231, 1 TD

## LEADING RECEIVERS

GT—Watkins 8-73, 1 TD; Glover 6-86, 1 TD; JSmith 4-33  
NC—Blizzard 3-73; Mitchell 3-41; Aiken 3-35; Hilton 2-30, 1 TD

## WAKE FOREST 24, GEORGIA TECH 21

*Oct. 5, 2002 • Bobby Dodd Stadium/Grant Field*

Tarence Williams' 10-yard scoring run with 5:29 to play lifted Wake Forest to a 24-21 victory at Georgia Tech for the Demon Deacons' first victory in Atlanta since 1994.

Georgia Tech went ahead 21-16 when backup quarterback Damarius Bilbo threw a 69-yard touchdown pass to Kerry Watkins with 10:04 remaining.

But James MacPherson connected on a pair of 14-yard passes - one to Jason Anderson, the other to Fabian Davis - to move Wake Forest into scoring position.

Facing fourth-and-two at the Tech 10, the Deacons decided to go for it. Williams burst through a hole on the right side, going all the way for his first score of the season. Williams also ran in the two-point conversion to give Wake Forest a three-point cushion.

The senior running back, a 1,000-yard rusher in 2002 whose playing time had been limited while recovering from a broken foot, rushed 19 times for a season-high 99 yards.

Wake Forest, sixth in the country in rushing, piled up 209 yards on a staggering 60 carries. The Deacons finished with a 447-332 advantage in total yards and dominated the time of possession, holding the ball for nearly 38 minutes and running 92 plays to Tech's 51.

Georgia Tech twice crossed the 50 in the final five minutes, but couldn't get close enough for Luke Manget to attempt a field goal.

Starting quarterback A.J. Suggs fumbled a snap at the Wake Forest 30 to squander a 59-yard kickoff return by P.J. Daniels. Montique Sharpe recovered for the Deacons.

Tech had one more chance to at least send the game to overtime, but the drive was stifled by a penalty when Suggs threw after crossing the line of scrimmage. On fourth-and-15 from the Wake 38, Suggs' final pass was batted away by Eric King.

The Jackets were too far away for Manget to attempt a tying field goal. The kicker missed the previous game with a strained groin and was only cleared to play in pregame warmups.

Suggs completed 15-of-24 passes for 178 yards. He had a pair of touchdown passes, including a 29-yarder to Jonathan Smith on the first drive of the game.

Suggs also threw a 24-yard scoring pass to Lekeldrick Bridges with just over a minute left in the first half to give the Yellow Jackets a 14-10 halftime lead.

Matt Wisnosky missed a 42-yard field goal on the final play of the half, leaving Georgia Tech ahead.

WAKE FOREST .....	7	3	3	11	—	24
GEORGIA TECH.....	7	7	0	7	—	21

## SCORING SUMMARY

GT—JSmith 29 Pass from Suggs (Manget Kick), 12:15, 1st	GT 7-0
Drive: 6 plays, 80 yards, 2:45	
WF—Barclay 16 Run (Wisnosky Kick), 0:00, 1st	
Drive: 8 plays, 53 yards, 3:22	7-7

# GAME SUMMARIES

WF-Wisnosky 29 FG, 2:50, 2nd  
*Drive: 17 plays, 77 yards, 6:25*  
 GT-Bridges 24 Pass from Suggs (Manget Kick), 1:03, 2nd  
*Drive: 6 plays, 61 yards, 1:47*  
 WF-Wisnosky 23 FG, 4:39, 3rd  
*Drive: 14 plays, 77 yards, 5:14*  
 WF-Wisnosky 37 FG, 13:04, 4th  
*Drive: 10 plays, 38 yards, 3:58*  
 GT-Watkins 69 Pass from Bilbo (Manget Kick), 10:04, 4th  
*Drive: 6 plays, 80 yards, 3:00*  
 WF-Williams 10 Run (Williams Rush), 5:29, 4th  
*Drive: 11 plays, 65 yards, 4:35*  
 Attendance-43,719

WF 10-7  
 GT 14-10  
 GT 14-13  
 WF 16-14  
 GT 21-16  
 WF 24-21

## TEAM STATISTICS

	WF	GT
First Downs.....	28	15
Rushes-Att-Yds.....	60-209	21-78
Passing Yards.....	238	254
TOTAL OFFENSE.....	92-447	51-332
Passes Cmp-Att-Int.....	32-19-0	30-18-1
Punts.....	4-45.0	5-42.4
Fumbles-Lost .....	2-0	3-1
Penalties .....	5-35	5-45
Sacks By.....	1-4	0-0
3rd Down Conversions.....	11-21	4-10
4th Down Conversions .....	1-2	0-1
Time of Possession .....	37:56	22:04

## LEADING RUSHERS

WF-Williams 19-99, 1 TD; Barclay 13-64; MacPherson 7-17; Burney 9-14  
 GT-Eziemefe 11-47; Bilbo 3-23; Sampson 2-6

## LEADING PASSERS

WF-MacPherson 25-15-0, 196; Randolph 7-4, 42  
 GT-Suggs 24-15-1, 178, 2 TD; Bilbo 6-3-0, 76, 1 TD

## LEADING RECEIVERS

WF-Landfried 7-85; Davis 6-91; Thomas 2-25  
 GT-Watkins 5-102, 1 TD; JSmith 4-51, 1 TD; Glover 3-34; Bridges 1-24, 1 TD

## MARYLAND 34, GEORGIA TECH 10

**Oct. 17, 2002 • Byrd Stadium • College Park, Md.**

Chris Downs ran for a career-high 212 yards and three touchdowns as Maryland scored 28 second-half points for a 34-10 victory over Georgia Tech in a Thursday night game at Byrd Stadium in College Park, Md.

Held to 29 yards on seven carries in the first half, Downs ran for 109 yards and two scores in the third quarter as the defending Atlantic Coast Conference champions turned a 6-3 lead into a 20-3 advantage.

Maryland coach Ralph Friedgen said his staff made several adjustments in the blocking scheme at halftime, and Downs did the rest.

After digging a huge hole for the Yellow Jackets in the third quarter, Downs put the game out of reach with 7:40 remaining, running 64 yards down the right sideline for a touchdown to make it 27-3.

Scooter Monroe had five catches for 106 yards for Maryland (5-2, 1-1), which won its fourth straight game.

A.J. Suggs went 28-for-45 for 272 yards, and Kerry Watkins had nine receptions for 127 yards to lead Georgia Tech (4-3, 1-3).

The Yellow Jackets, in their first season under coach Chan Gailey, endured their most lopsided loss since a 34-7 defeat against Florida State in 1998.

"The third quarter was obviously our undoing," Gailey said. "I don't really know what happened. I think we had guys in the right spots, but we just weren't tackling."

The Yellow Jackets were also without linebacker Keyaron Fox, who leads the team in tackles but sprained an ankle in the first half and did not return.

"He's one of our best players. Obviously, that hurts," Gailey said.

Georgia Tech also played the second half without running back Ajenavi Eziemefe, who sprained an ankle after gaining 16 yards on five carries. He's been filling in for standout Tony Hollings, whose season ended with a knee injury on Sept. 21.

Limited to 33 yards rushing in the first half, the Terrapins amassed 54 yards on the ground, all by Downs, in their opening drive of the third quarter. Downs capped the 76-yard march with a 15-yard TD run.

After a Georgia Tech punt, Downs capped an 80-yard drive by scoring from the one to make it 20-3.

The Yellow Jackets trailed at halftime despite compiling more yards (241-140) and first downs (11-7). But six penalties and a fumble in the red zone negated the edge.

Georgia Tech's first possession featured a 51-yard run by Gordon Clinkscale but ended with Luke Manget missing a 45-yard field goal.

Maryland then moved 55 yards in six plays before Nick Novak kicked a 35-yarder for a 3-0 lead.

The Yellow Jackets mounted a promising drive early in the second quarter, but Eziemefe lost a fumble at the Maryland 22, and the Terrapins put together a 67-yard march that resulted in a 27-yard field goal.

Suggs then took Georgia Tech to the Maryland two before Manget kicked a 19-yard field goal. Suggs was 4-of-5 for 41 yards on the march.

GEORGIA TECH.....	0	3	0	7	-	10
MARYLAND .....	3	3	14	14	-	34

## SCORING SUMMARY

MD-Novak 35 FG, 7:53, 1st	MD 3-0
<i>Drive: 7 plays, 55 yards, 3:33</i>	
MD-Novak 27 FG, 7:44, 2nd	
<i>Drive: 15 plays, 67 yards, 5:13</i>	MD 6-0
GT-Manget 19 FG, 1:16, 2nd	
<i>Drive: 14 plays, 61 yards, 6:28</i>	MD 6-3
MD-Downs 15 Run (Novak Kick), 12:10, 3rd	
<i>Drive: 6 plays, 76 yards, 2:50</i>	MD 13-3
MD-Downs 1 Run (Novak Kick), 6:00, 3rd	
<i>Drive: 7 plays, 80 yards, 2:23</i>	MD 20-3
MD-Downs 64 Run (Novak Kick), 7:40, 4th	
<i>Drive: 3 plays, 83 yards, 1:16</i>	MD 27-3
MD-Foxworth 12 Fumble Return (Novak Kick), 7:19, 4th	MD 34-3
GT-Daniels 1 Run (Manget Kick), 1:31, 4th	
<i>Drive: 6 plays, 52 yards, 0:51</i>	MD 34-10
Attendance-41,766	

## TEAM STATISTICS

	GT	MD
First Downs.....	26	21
Rushes-Att-Yds.....	31-180	43-222
Passing Yards.....	305	210
TOTAL OFFENSE.....	84-485	64-432
Passes Cmp-Att-Int.....	53-30-0	21-12-0
Punts .....	4-39.0	4-49.5
Fumbles-Lost .....	4-2	0-0
Penalties .....	7-64	4-46
Sacks By.....	3-24	0-0
3rd Down Conversions.....	8-18	7-14
4th Down Conversions .....	1-3	0-0
Time of Possession .....	30:28	29:32

# GAME SUMMARIES

## LEADING RUSHERS

GT–Clinkscale 5-87; Daniels 10-23, 1 TD; Morehouse 1-24; Bilbo 4-21;  
Eziemefe 5-16; Suggs 3-(-3)  
MD–Downs 26-212, 3 TD; McBrien 4-9; Allen 6-5

## LEADING PASSERS

GT–Suggs 45-28-0, 272; Bilbo 8-2-0, 33  
MD–McBrien 19-11-0, 198; Kelley 2-1-0, 12

## LEADING RECEIVERS

GT–Watkins 9-127; JSmith 7-65; Glover 5-27; Thomas 3-31  
MD–Monroe 5-106; Suter 2-29; Williams 2-25; Walker 1-22

## GEORGIA TECH 23, VIRGINIA 15

*Oct. 26, 2002 • Bobby Dodd Stadium/Grant Field*

A.J. Suggs passed for 220 yards, and Georgia Tech ran for 211 in a 23-15 Homecoming victory over Virginia at Bobby Dodd Stadium/Grant Field that snapped the Cavaliers' six-game winning streak.

Georgia Tech (5-3, 2-3 Atlantic Coast Conference) had lost its last two games, but the Yellow Jackets built a 23-0 lead at halftime and withstood another comeback by the Cavaliers (6-3, 4-2).

Virginia, which had outscored opponents 192-76 in the second half, rallied the previous week to beat North Carolina after trailing 21-0 at halftime. The Cavs almost did it again, getting close when quarterback Matt Schaub scored on an eight-yard run and converted a two-point play with 2:58 remaining.

Virginia had a final chance, but on third-and-one from the Tech 49-yard line, Jeremy Muyres made an interception falling out of bounds at the Tech 14 with 1:25 remaining to seal the Jackets' win.

Suggs threw a 12-yard touchdown pass to Kerry Watkins, P.J. Daniels scored on a one-yard run and Luke Manget kicked three field goals to give Georgia Tech its halftime cushion.

Virginia made another second-half charge, beginning with its first possession. Schaub hooked up with Jason Snelling on a 12-yard scoring pass.

The Cavs had other chances but the Tech defense held. Schaub threw incomplete on fourth-and-four at the Georgia Tech six-yard line on the first play of the fourth quarter. Virginia also drove to the Tech 23 in the second quarter and the Tech 25 in the fourth quarter before being stopped on downs.

Georgia Tech held off Virginia with a punishing ground game. Daniels rushed for 95 yards and Gordon Clinkscale added 74.

Schaub completed a school-record 41 of 58 passes for 372 yards, but the Cavs managed just 53 yards rushing.

Georgia Tech set the tone with its first possession. On the Jackets' first play from scrimmage, Clinkscale broke free around left end for a 37-yard gain; two plays later, Daniels powered over from the one to make it 7-0 less than three minutes into the game.

After Manget kicked field goals of 25 and 40 yards, Georgia Tech surprised the Cavs by going to a no-huddle offense. Clinkscale went 13 yards with a pass from Suggs, then Daniels ripped off runs of 14 and 12 yards. Finally, Watkins broke free over the middle and hauled in the 12-yard touchdown pass that put Tech ahead 20-0 with 2:46 to play in the first half.

After forcing a three-and-out by Virginia, the Yellow Jackets tacked on another field goal on the final play of the first half. Suggs drove the Jackets 77 yards on 14 plays to set up Manget's 19-yard field goal, which gave Tech a 23-0 halftime lead.

Playing his best game to date in a Tech uniform, Suggs completed 26 of 41 passes for 220 yards.

VIRGINIA .....	0	0	7	8	–	15
GEORGIA TECH.....	10	13	0	0	–	23

## SCORING SUMMARY

GT–Daniels, 1 Run (Manget Kick), 12:18, 1st  
Drive: 3 plays, 44 yards, 0:49 GT 7-0  
GT–Manget 25 FG, 3:42, 1st  
Drive: 12 plays, 72 yards, 4:16 GT 10-0  
GT–Manget 40 FG, 12:54, 2nd  
Drive: 7 plays, 21 yards, 3:46 GT 13-0  
GT–Watkins 12 Pass from Suggs (Manget Kick), 2:46, 2nd  
Drive: 11 plays, 84 yards, 2:57 GT 20-0  
GT–Manget 19 FG, 0:00, 2nd  
Drive: 14 plays, 77 yards, 1:52 GT 23-0  
VA–Snelling 12 Pass from Schaub (Smith Kick), 11:21, 3rd  
Drive: 7 plays, 72 yards, 2:38 GT 23-7  
VA–Schaub 8 Run (Schaub Run), 2:58, 4th  
Drive: 12 plays, 83 yards, 3:02 GT 23-15  
Attendance–42,727

## TEAM STATISTICS

	VA	GT
First Downs.....	22	25
Rushes-Att-Yds.....	20-53	44-211
Passing Yards.....	372	220
TOTAL OFFENSE.....	79-425	86-431
Passes Cmp-Att-Int.....	59-41-1	42-26-0
Punts.....	5-40.2	6-40.8
Fumbles-Lost .....	0-0	2-1
Penalties .....	3-25	10-66
Sacks By.....	0-0	2-16
3rd Down Conversions.....	5-16	6-17
4th Down Conversions .....	1-4	0-0
Time of Possession .....	27:57	32:03

## LEADING RUSHERS

VA–Snelling 1-14; Johnson 3-12; Pearman 3-9; Schaub 6-9, 1 TD  
GT–Daniels 21-95, 1 TD; Clinkscale 10-74; Suggs 5-30; Eziemefe 2-12

## LEADING PASSERS

VA–Schaub 58-41-1, 372, 1 TD; Lundy 1-0-0  
GT–Suggs 41-26-0, 220, 1 TD

## LEADING RECEIVERS

VA–McMullen 10-87; Snelling 8-93, 1 TD; Pearman 7-43; McGrew 4-66  
GT–Watkins 7-70, 1 TD; Glover 5-32; Clinkscale 4-35; JSmith 3-28

## GEORGIA TECH 24, NC STATE 17

*Nov. 2, 2002 • Carter-Finley Stadium • Raleigh, N.C.*

A.J. Suggs, Gordon Clinkscale and the Georgia Tech defense put an end to North Carolina State's dreams of an unbeaten season.

Suggs directed Tech to a tying score, and Clinkscale provided the go-ahead touchdown with a 14-yard run with 9:23 left as the Yellow Jackets rallied to beat the eighth-ranked Wolfpack, 24-17, at Carter-Finley Stadium in Raleigh, N.C.

The Yellow Jackets (6-3, 3-3 ACC) worked their game plan to perfection for most of the night, controlling the ball and keeping the Wolfpack offense on the sideline. But when they fell behind, they opened up the offense and stunned the Wolfpack (9-1, 4-1), winning for the seventh time in the last eight meetings between the teams.

"I told the team I've been involved in some great victories, and this one is certainly at the top," coach Chan Gailey said. "This was a tough situation and a tough arena for our guys to come into, but we felt very good coming into it, and we really had our confidence."

NC State had gotten off to the best start in school history after beating Clemson the week before. Only the 1967 Wolfpack team came close, starting 8-0 before losing two of its last three games.

# GAME SUMMARIES

"This is the best team we've played all year, and we knew that coming in," said Wolfpack quarterback Philip Rivers, who threw for 277 yards. "We played good at times, but that wasn't enough."

NC State came in averaging 41 points per game, ranking sixth in the country. But Georgia Tech's defense allowed few big plays, and the offense did its part by keeping the chains moving and avoiding drive-killing miscues.

"We can't have the defense on the field the whole game," Clinkscale said. "Keep the defense fresh and off the field, they'll go out there and put it to any offense."

The Wolfpack took a 10-9 lead on Rivers' 19-yard touchdown pass to Jericho Cotchery with 1:35 left in the third quarter. NC State made it 17-9 when freshman T.A. McLendon ran eight yards for a touchdown early in the fourth quarter.

But the Yellow Jackets answered quickly. Suggs directed a nine-play, 80-yard scoring drive that ended with a two-yard toss to tight end John Paul Foschi. Suggs' conversion pass to Jonathan Smith tied the game at 17-all with 10:54 to play.

The Yellow Jackets also had some good fortune. On the drive, a delay-of-game penalty against the offense nullified an NC State sack on third down. Facing third-and-19 from his own 11-yard line, Suggs hit Smith down the sideline on the next play for a 28-yard gain and a first down.

Later on the drive, Greg Golden dropped a sure interception in the end zone after the receiver had fallen down. Suggs found Foschi for the score four plays later.

After the Wolfpack went three-and-out on its next possession, Kelley Rhino returned the punt 26 yards to give the Yellow Jackets the ball at the NC State 22.

After an eight-yard Suggs pass on first down, Clinkscale took the handoff,

started right, then reversed field and took it down the left sideline for the go-ahead score – the first career touchdown by the fifth-year senior.

NC State had plenty of time left to come back, but Tech's defense came up with several big plays, two of them by freshman nickel back Reuben Houston.

First, strong safety Cory Collins knocked the ball loose from McLendon and Houston recovered for the Jackets at the Tech 31-yard line. An interception–Suggs' first after 126 pass attempts–gave the Wolfpack the ball back at the Tech 46, but Houston knocked away Rivers' pass on fourth down.

The Wolfpack had one final chance, taking over at their own 17 with 1:16 to play, but free safety Jeremy Muyres intercepted Rivers on fourth down to seal Tech's victory.

Clinkscale ran for 94 yards, while Suggs completed 21 of 36 passes for 211 yards.

McLendon, who came in averaging 101.6 rushing yards, managed only 49 yards as Tech held the Wolfpack to just 57 yards rushing.

As it has all season, NC State started quickly, getting a 48-yard flea-flicker from Rivers to Cotchery on the first play from scrimmage down to the Tech 32-yard line. The Wolfpack moved to the 16, but the Tech defense held, forcing State to settle for a 33-yard field goal by Adam Kiker.

Saddled with poor field position most of the first half, Tech consumed the final seven minutes of the second quarter on a 16-play, 70-yard drive that ended with Manget's 30-yard field goal on the last play of the half, tying the score at 3-3 at the intermission.

The Jackets took a 9-3 lead on two more Manget field goals in the third quarter, the first one set up when long-snapper Andrew Economos recovered Cotchery's fumbled punt at the State 41-yard line.

GEORGIA TECH.....	0	3	6	15	–	24
NC STATE.....	3	0	7	7	–	17

## SCORING SUMMARY

NCS–Kiker 33 FG, 10:28, 1st	
Drive: 9 plays, 64 yards, 4:32	NCS 3-0
GT–Manget 30 FG, 0:00, 2nd	
Drive: 16 plays, 70 yards, 7:03	3-3
GT–Manget 19 FG, 8:45, 3rd	
Drive: 11 plays, 40 yards, 4:34	GT 6-3
GT–Manget 41 FG, 4:07, 3rd	
Drive: 7 plays, 35 yards, 1:41	GT 9-3
NCS–Cotchery 19 Pass from Rivers (Kiker Kick), 1:35, 3rd	
Drive: 9 plays, 69 yards, 2:32	NC 10-9
NCS–McLendon 8 Run (Kiker Kick), 13:02, 4th	
Drive: 9 plays, 65 yards, 1:58	NCS 17-9
GT–Foschi 2 Pass from Suggs (Smith Pass from Suggs), 10:54, 4th	
Drive: 9 plays, 80 yards, 2:08	17-17
GT–Clinkscale 14 Run (Manget Kick), 9:23, 4th	
Drive: 2 plays, 22 yards, 0:16	GT 24-17
Attendance–51,500	

## TEAM STATISTICS

	GT	NCS
First Downs.....	21	16
Rushes-Att-Yds.....	42-143	22-57
Passing Yards.....	214	277
TOTAL OFFENSE.....	79-357	63-334
Passes Cmp-Att-Int.....	37-22-1	41-21-1
Punts.....	6-28.3	5-33.2
Fumbles-Lost .....	0-0	5-2
Penalties .....	9-74	9-69
Sacks By.....	1-9	2-20
3rd Down Conversions.....	6-18	4-13
4th Down Conversions .....	2-2	0-2
Time of Possession .....	34:50	25:10



**A.J. SUGGS** celebrates after throwing the go-ahead touchdown pass to John Paul Foschi in Tech's 24-17 win at 8th-ranked NC State.

# GAME SUMMARIES

## LEADING RUSHERS

GT–Clinkscale 15-94, 1 TD; Watkins 2-17; Daniels 8-15; Suggs 8-3  
NCS–McLendon 17-49, 1 TD; Golden 1-5; Rivers 4-3

## LEADING PASSERS

GT–Suggs 36-21-1, 211, 1 TD; Eziemefe 1-1-0, 3  
NCS–Rivers 41-21-1, 277, 1 TD

## LEADING RECEIVERS

GT–Glover 6-38; Watkins 4-54; JSmith 3-63; Thomas 3-30; Clinkscale 3-17  
NCS–Cotchery 6-129, 1 TD; McLendon 6-56; Peterson 4-38

## FLORIDA STATE 21, GEORGIA TECH 13

**Nov. 9, 2002 • Bobby Dodd Stadium/Grant Field**

Stanford Samuels had two interceptions, including a game-saving pick in the end zone with 20 seconds left, as 17th-ranked Florida State held off Georgia Tech, 21-13, at Bobby Dodd Stadium/Grant Field.

Adrian McPherson threw two touchdown passes, including a 72-yarder to Crapnonso Thorpe, and tailback Nick Maddox tied his career high with 122 yards, but Samuels' interceptions proved to be the difference. He returned his other one 82 yards for a tying touchdown in the first quarter.

Samuels was suspended from the previous week's victory over Wake Forest for breaking unspecified team rules, and he got back into the lineup just in time.

Florida State (7-3, 6-0 ACC) has won 11 straight in the series and hasn't lost to Georgia Tech since joining the ACC in 1992.

"Every year that I've been here, we've played them pretty hard," Tech linebacker Daryl Smith said. "They always seem to make more plays than we do."

The Yellow Jackets (6-4, 3-4), looking for their third straight victory and second over a Top 25 opponent, drove to the Seminoles' nine-yard line before Samuels' interception. Quarterback A.J. Suggs was trying to get the ball to Jonathan Smith in the back of the end zone, but he underthrew the pass.

Maddox, starting in place of injured tailback Greg Jones, gained 59 yards in the fourth quarter when Florida State played conservatively.

McPherson was making just the second start of his career and was ineffective for much of the game, often throwing well off-target. He finished 8-of-24 for 139 yards.

But he found Thorpe a step ahead of cornerback Marvious Hester on the left sideline, throwing a perfect spiral that hit Thorpe in stride for the Seminoles' longest play of the season. The catch and run gave Florida State its first lead at 14-7.

After Georgia Tech closed to 14-13 on two field goals by Luke Manget, McPherson threw a 32-yard touchdown pass to Anquan Boldin near the end of the third quarter. Boldin caught the ball in the middle of the field at the 20 and used two crushing blocks to reach the corner of the end zone.

The Yellow Jackets took a 7-0 lead on a 20-yard touchdown pass from A.J. Suggs to Levon Thomas. They were driving for another score early in the second quarter, but Samuels stepped in front of Jonathan Smith and ran it back for the tying score.

Samuels broke an attempted tackle by Suggs at midfield and went the rest of the way untouched.

Suggs threw another interception in the third quarter and finished 22-of-44 for 211 yards. Gordon Clinkscale ran for 89 yards on just 10 carries.

"A close second doesn't get it done in our business," Georgia Tech coach Chan Gailey said. "It doesn't get it in most businesses."

FLORIDA STATE .....	0	14	7	0	—	21
GEORGIA TECH.....	7	6	0	0	—	13

## SCORING SUMMARY

GT–Thomas 20 Pass from Suggs (Manget Kick), 6:49, 1st  
Drive: 5 plays, 35 yards, 2:28 GT 7-0  
FS–Samuels 82 Interception Return (Beitia Kick), 10:09, 2nd  
No Drive 7-7  
FS–Thorpe 72 Pass from McPherson (Beitia Kick), 6:29, 2nd  
Drive: 2 plays, 72 yards, 0:17 FS 14-7  
GT–Manget 39 FG, 3:12, 2nd  
Drive: 8 plays, 49 yards, 3:17 FS 14-10  
GT–Manget 28 FG, 00:32, 2nd  
Drive: 9 plays, 43 yards, 1:22 FS 14-13  
FS–Boldin 32 Pass from McPherson (Beitia Kick), 2:08, 3rd  
Drive: 3 plays, 63 yards, 0:50 FS 21-13  
Attendance–43,719

## TEAM STATISTICS

	FS	GT
First Downs.....	12	24
Rushes-Att-Yds.....	33-140	42-185
Passing Yards.....	139	211
TOTAL OFFENSE.....	57-279	87-396
Passes Cmp-Att-Int.....	24-8-0	45-22-3
Punts.....	10-40-5	7-40-1
Fumbles-Lost .....	0-0	1-0
Penalties .....	7-69	7-68
Sacks By.....	3-16	1-3
3rd Down Conversions.....	3-13	7-19
4th Down Conversions .....	0-0	1-2
Time of Possession .....	24:26	35:34

## LEADING RUSHERS

FS–Maddox 22-122; McPherson 6-22  
GT–Clinkscale 10-89; Daniels 14-63; JSmith 4-20; Suggs 9-4

## LEADING PASSERS

FS–McPherson 24-8-0, 139, 2 TD  
GT–Suggs 44-22-3, 211, 1 TD

## LEADING RECEIVERS

FS–Boldin 3-38, 1 TD; Thorpe 2-75, 1 TD; Maddox 1-16  
GT–Glover 5-52; Watkins 5-37; JSmith 4-59; Thomas 3-48, 1 TD

## GEORGIA TECH 17, DUKE 2

**Nov. 16, 2002 • Bobby Dodd Stadium/Grant Field**

Gordon Clinkscale ran for two touchdowns and the Georgia Tech defense turned in an outstanding performance as the Yellow Jackets defeated Duke, 17-2, at Bobby Dodd Stadium/Grant Field.

The win was Tech's eighth in a row over Duke and extended the Blue Devils' ACC-record losing streak to 24.

The Tech defense, led by linebacker Keyaron Fox, held Duke scoreless as the Blue Devils' only points came on a safety. The Jackets held Duke to just 284 yards of offense and allowed the Blue Devils across midfield only three times.

Clinkscale, who ran for 71 yards on 22 carries, scored on a two-yard run on the Yellow Jackets' first drive. Taking a pitch and running to his left, Clinkscale avoided the Duke rush by turning right and reaching the end zone easily.

Georgia Tech (7-4, 4-4 ACC) had Jonathan Smith at quarterback on the first play of its third possession, when the ball was snapped from the six and out of the end zone for the Duke safety.

The Blue Devils (2-9, 0-7) converted only six of 20 third-down opportunities. Adam Smith completed 13 of 33 passes for 146 yards and two interceptions, the first of which Fox returned 35 yards to the Duke 21 with 2:03 left in the first quarter.

Four plays later, Luke Manget's 32-yard field goal made it 10-2.



# GAME SUMMARIES

On their next drive, the Yellow Jackets had second-and-goal at the Blue Devils 10 when Kenneth Stanford stepped in front of Will Glover and intercepted Suggs' pass at the two.

Georgia Tech went ahead 17-2 midway through the second quarter on Clinkscale's four-yard run. Kerry Watkins set up the final score by jumping at midfield and turning to catch Suggs' 31-yard pass over the middle.

Each team blocked a field goal. Jonathan Cox took advantage of a high snap and blocked a 19-yard attempt by Duke's Brent Garber with 2:15 left before halftime. The Yellow Jackets' Hal Higgins bobbled the snap on Manget's 36-yard attempt in the fourth, which allowed Shawn Johnson to make the block.

Chris Douglas rushed for 77 yards on 12 carries for Duke. Alex Wade ran 13 times for 61 yards.

Suggs completed 18 of 28 passes, including a 34-yarder that Jonathan Smith caught in the third.

DUKE.....	2	0	0	0	—	2
GEORGIA TECH.....	10	7	0	0	—	17

## SCORING SUMMARY

GT—Clinkscale 2 Run (Manget Kick), 9:01, 1st	GT 7-0
Drive: 8 plays, 62 yards, 3:15	
DU—Team Safety, 4:18, 1st	GT 7-2
No Drive	
GT—Manget 32 FG, 0:18, 1st	GT 10-2
Drive: 5 plays, 7 yards, 1:45	
GT—Clinkscale 4 Run (Manget Kick), 6:05, 2nd	GT 17-2
Drive: 7 plays, 49 yards, 3:25	
Attendance—41,335	

## TEAM STATISTICS

	DU	GT
First Downs.....	12	19
Rushes-Att-Yds.....	36-138	42-127
Passing Yards.....	146	200
TOTAL OFFENSE.....	70-284	72-327
Passes Cmp-Att-Int.....	34-13-2	30-18-1
Punts.....	10-39.8	7-41.1
Fumbles-Lost .....	1-1	0-0
Penalties .....	8-75	11-79
Sacks By.....	0-0	4-20
3rd Down Conversions.....	6-20	5-14
4th Down Conversions .....	1-1	0-1
Time of Possession .....	28:09	31:51

## LEADING RUSHERS

DU—Douglas 12-77; Wade 13-61  
GT—Clinkscale 22-71, 2 TD; Suggs 4-17; Daniels 6-17; Watkins 2-13

## LEADING PASSERS

DU—Smith 33-13-2, 146  
GT—Suggs 28-18-1, 200; Bilbo 2-0-0, 0

## LEADING RECEIVERS

DU—Roland 4-50; Johnson 3-47; Landrum 3-20  
GT—Watkins 6-91; JSmith 6-68; Glover 2-19; Heller 2-18

## GEORGIA 51, GEORGIA TECH 7

**Nov. 30, 2002 • Sanford Stadium • Athens, Ga.**

Fifth-ranked Georgia built a 34-0 halftime lead against Georgia Tech and cruised to a 51-7 victory at Sanford Stadium in Athens, the Bulldogs' most lopsided win in the series, which began in 1893.

Georgia Tech (7-5), already eligible for its sixth straight bowl appearance, endured its worst defeat since a 49-3 rout by Florida State in 1996.

"It was a very poorly played game in all phases by our football team," said Tech's first-year coach, Chan Gailey. "Obviously, I didn't get these guys ready to play."

Musa Smith ran for 121 yards and became the first Georgia back since Garrison Hearst in 1992 to reach 1,000 yards in a season.

Georgia quarterback David Greene completed 10 of 14 passes for 205 yards and a touchdown. Senior fullback J.T. Wall, normally a blocker, added a couple of touchdown runs.

Georgia marched down the field on its first possession. Smith started the drive with a 22-yard run, then finished it off by sweeping in from the one.

Billy Bennett kicked a 46-yard field goal to give the Bulldogs a 10-0 lead at the end of the first quarter. Then things really unraveled for Georgia Tech.

D.J. Shockley, Georgia's backup quarterback, scored on an eight-yard run to make it 17-0. Greene returned on the next possession and completed two straight long passes to push the lead to 24-0.

The first was a 31-yarder to Terrence Edwards, who snatched the ball away from Jeremy Muyres as the Tech defensive back was poised to make an interception. Greene followed with a 49-yard touchdown pass to Fred Gibson, who made the catch when cornerback Marvious Hester turned the wrong way on a slightly underthrown ball.

Edwards, who was expected to miss the game with a separated shoulder, returned a week early and made two catches for 48 yards.

A 26-yard punt return by Sean Jones and another 22-yard run by Smith set up Bennett's second field goal, a 30-yarder that made it 27-0.

Georgia got the ball right back when P.J. Daniels fumbled a short kickoff. Wall rumbled into the end zone on an 18-yard run.

In the first half, the Yellow Jackets fumbled twice on kickoff returns, and A.J. Suggs threw an interception. Georgia Tech's only scoring threat was a 49-yard field-goal attempt by Luke Manget; it was blocked by Boss Bailey.

Tech committed five turnovers on the day with three fumbles and two interceptions.

Tyson Browning added a 19-yard scoring run for Georgia with about four minutes remaining, giving the Bulldogs their most points ever against Tech. Twice before, Georgia had scored 48 points.

Wide receiver Jonathan Smith, who took several snaps at quarterback and was Tech's leading rusher in the game with 47 yards, caught a four-yard touchdown pass from Suggs early in the fourth quarter for the Jackets' only points.

GEORGIA TECH.....	0	0	0	7	—	7
GEORGIA .....	10	24	10	7	—	51

## SCORING SUMMARY

GA—Smith 1 Run (Bennett Kick), 8:30, 1st	GA 7-0
Drive: 11 plays, 80 yards, 4:13	
GA—Bennett 46 FG, 2:29, 1st	GA 10-0
Drive: 8 plays, 12 yards, 4:08	
GA—Shockley 8 Run (Bennett Kick), 12:37, 2nd	GA 17-0
Drive: 6 plays, 64 yards, 2:10	
GA—Gibson 49 Pass from Greene (Bennett Kick), 9:36, 2nd	GA 24-0
Drive: 3 plays, 72 yards, 0:57	
GA—Bennett 30 FG, 4:28, 2nd	GA 27-0
Drive: 5 plays, 24 yards, 1:57	
GA—Wall 18 Run (Bennett Kick), 2:57, 2nd	GA 34-0
Drive: 3 plays, 26 yards, 1:31	
GA—Wall 2 Run (Bennett Kick), 5:46, 3rd	GA 41-0
Drive: 6 plays, 79 yards, 1:51	
GA—Bennett 30 FG, 3:50, 3rd	GA 44-0
Drive: 4 plays, 8 yards, 1:35	
GT—Smith 4 Pass from Suggs (Manget Kick), 14:46, 4th	GA 44-7
Drive: 10 plays, 80 yards, 4:04	
GA—Browning 19 Run (Bennett Kick), 4:19, 4th	GA 51-7
Drive: 11 plays, 73 yards, 5:20	
Attendance—86,520	

# GAME SUMMARIES

## TEAM STATISTICS

	GT	GA
First Downs.....	12	24
Rushes-Att-Yds.....	22-71	57-230
Passing Yards.....	222	322
TOTAL OFFENSE.....	58-293	82-552
Passes Cmp-Att-Int.....	36-18-2	25-17-0
Punts.....	6-37.0	3-37.7
Fumbles-Lost .....	6-3	0-0
Penalties .....	4-28	8-95
Sacks By.....	3-18	2-20
3rd Down Conversions.....	5-14	7-16
4th Down Conversions .....	0-2	1-2
Time of Possession .....	23:06	36:54

## LEADING RUSHERS

GT-JSmith 3-47; Daniels 4-16; Clinkscale 5-13; Bilbo 5-11  
GA-Smith 20-121, 1 TD; Milton 8-39; Browning 7-29, 1 TD; Wall 3-22, 2 TD

## LEADING PASSERS

GT-Suggs 27-14-2, 158, 1 TD; Bilbo 7-3-0, 52; JSmith 2-1-0, 12  
GA-Greene 14-10-0, 205, 1 TD; Shockley 8-5-0, 86; Phillips 3-2-0, 31

## LEADING RECEIVERS

GT-Glover 5-62; Watkins 5-61; Thomas 4-63; JSmith 1-4, 1 TD  
GA-Gibson 3-73, 1 TD; Johnson 3-68; Edwards 2-48; Watson 2-42

## FRESNO STATE 30, GEORGIA TECH 21

### *Silicon Valley Football Classic*

*Dec. 31, 2002 • Spartan Stadium • San Jose, Calif.*

Rodney Davis ran for 153 yards and two touchdowns and Fresno State held off Georgia Tech's second-half rally to defeat the Yellow Jackets, 30-21, in the Silicon Valley Football Classic.

Asen Asparuhov kicked a 33-yard field goal with 3:43 left, one of his three in the game, and Davis, who carried the ball 37 times, secured the win with a 28-yard touchdown run just over a minute later for the Bulldogs (9-5), who won their first postseason game since 1992 with a depleted roster. Seven players, including five starters, did not participate because of academic problems.

The Fresno State defense weathered the strong second-half comeback attempt by Georgia Tech freshman backup quarterback Damarius Bilbo.

Bilbo passed for one touchdown and ran for another after replacing A.J. Suggs, but Bilbo also threw four interceptions as the Yellow Jackets (7-6) committed seven turnovers.

Tech entered the second half trailing 13-7, but Bilbo put the Jackets ahead, 14-13, with a one-yard touchdown run midway through the third quarter. Bilbo began the drive, which started at the Fresno 39-yard following a 16-yard punt return by Jonathan Smith, with a 37-yard completion to Lekeldrick Bridges.

Fresno answered on its next possession with Davis' three-yard touchdown run, which capped a six-play, 80-yard drive that was highlighted by Paul Pinegar's 68-yard completion to Gilbert.

Tech regained the advantage on Bilbo's 42-yard touchdown pass to Smith, putting Tech ahead, 21-20, with just 51 seconds left in the third quarter.

Midway through the fourth quarter, the Bulldogs put together a 12-play, 63-yard drive that not only resulted in Asparuhov's 33-yard field goal and a 23-21 Fresno State lead, but ate up more than seven minutes on the clock.

Tech took over at its own 20 with 3:38 to play, but the Jackets were unable to move the ball and the possession ended when, on fourth-and-two at the Tech 28, Bilbo's pass fell incomplete. On the next play, Davis sealed the win by going 28 yards for the touchdown and a 30-21 advantage.

The Jackets got the ball back two more times, and Bilbo moved Tech to the Fresno 33 with a 47-yard pass to Bridges, but both possessions ended with interceptions.

The game was a muddy mess from the start after hard rain fell Monday night. It took only a few plays for Georgia Tech's gleaming white uniforms—the Jackets wore their traditional white jerseys with white pants for the first time since 1994—to turn a dull brown, and there were plenty of slips and missed plays.

Suggs hit Kerry Watkins for a 35-yard touchdown pass late in the first half, and with Fresno managing only a pair of field goals, Tech led 7-6 and appeared ready to take the advantage into the intermission. But on second-and-six from the Tech 24-yard line with just 26 seconds left, Suggs' pass down the right sideline was underthrown and intercepted by Dee Meza, who returned its 48 yards for the touchdown and a 13-7 Fresno State lead at the half.

After its school-record sixth straight postseason appearance, Georgia Tech is now 20-11 (.645) in bowl games after coming into the game tied with Penn State with a national-best .667 bowl winning percentage.

Tech placekicker Luke Manget made three extra points to give him 160 straight PATs, one shy of the NCAA record for consecutive extra points of 161, set by John Becksvort of Tennessee from 1991-94.

GEORGIA TECH.....	7	0	14	0	—	21
FRESNO STATE .....	3	10	7	10	—	30

## SCORING SUMMARY

FS-Asparuhov 22 FG, 11:00, 1st	
Drive: 8 plays, 46 yards, 2:52	FS 3-0
GT-Watkins 35 Pass from Suggs (Manget Kick), 2:51, 1st	
Drive: 1 plays, 35 yards, 0:06	GT 7-3
FS-Asparuhov 42 FG, 5:35, 2nd	
Drive: 7 plays, 30 yards, 1:57	GT 7-6
FS-Meza 48 Interception Return (Asparuhov Kick), 0:14, 2nd	FS 13-7
GT-Bilbo 1 Run (Manget Kick), 8:45, 3rd	
Drive: 4 plays, 39 yards, 1:03	GT 14-13
FS-Davis 3 Run (Asparuhov Kick), 6:06, 3rd	
Drive: 6 plays, 80 yards, 2:39	FS 20-14
GT-J. Smith 42 Pass from Bilbo (Manget Kick), 0:51, 3rd	
Drive: 1 plays, 42 yards, 0:09	GT 21-20
FS-Asparuhov 33 FG, 3:43, 4th	
Drive: 12 plays, 63 yards, 7:19	FS 23-21
FS-Davis 28 Run (Asparuhov Kick), 2:23, 4th	
Drive: 1 plays, 28 yards, 0:07	FS 30-21
Attendance—10,132	

## TEAM STATISTICS

	GT	FS
First Downs.....	16	20
Rushes-Att-Yds.....	31-130	55-186
Passing Yards.....	218	188
TOTAL OFFENSE.....	58-348	86-374
Passes Cmp-Att-Int.....	27-9-6	31-16-0
Punts.....	5-38.6	7-37.3
Fumbles-Lost .....	2-1	3-2
Penalties .....	5-53	10-94
Sacks By.....	3-23	2-9
3rd Down Conversions.....	4-11	8-22
4th Down Conversions .....	0-1	1-1
Time of Possession .....	21:54	38:06

## LEADING RUSHERS

GT-Eziemefe 3-38; JSmith 7-35; Bilbo 12-30, 1 TD  
FS-Davis 37-153, 2 TD; Pinegar 9-20; Sumlin 6-15

## LEADING PASSERS

GT-Suggs 7-2-2, 40, 1 TD; Bilbo 20-7-4, 178, 1 TD  
FS-Pinegar 31-16-0, 188

## LEADING RECEIVERS

GT-Watkins 5-82, 1 TD; Bridges 3-94; JSmith 1-42, 1 TD  
FS-Jamison 5-50; Gilbert 4-84; Spach 3-22

# 2002 STATISTICS

**RECORD: 7-6 Overall, 4-4 ACC (T-5th)**

RUSHING	G	Att	Gain	Loss	Net	Avg	TD	LP	PG
Hollings, T.	4	92	649	16	633	6.9	11	72	158.2
Clinkscale, G.	1275	481	13	468	6.2	3	51	39.0	
Eziemefe, A.	9	70	305	23	282	4.0	2	24	31.3
Daniels, P.J.	12	72	284	29	255	3.5	2	25	21.2
Smith, J.	12	19	122	4	118	6.2	0	46	9.8
Bilbo, D.	8	43	176	58	118	2.7	2	16	14.8
Hatch, J.	3	18	81	2	79	4.4	0	11	26.3
Ford, S.	1	11	55	3	52	4.7	0	31	52.0
Watkins, K.	13	9	44	5	39	4.3	0	15	3.0
Sampson, M.	4	13	38	3	35	2.7	0	8	8.8
Morehouse, C.	10	1	24	0	24	24.0	0	24	2.4
Suggs, A.J.	13	52	151	130	21	0.4	0	20	1.6
Jackson, J.	11	3	13	0	13	4.3	0	6	1.2
Glover, W.	13	4	12	2	10	2.5	0	5	0.8
Thomas, L.	12	1	9	0	9	9.0	0	9	0.8
Curry, N.	10	1	8	0	8	8.0	0	8	0.8
Landry, D.	13	1	4	0	4	4.0	0	4	0.3
Logan, M.	11	1	3	0	3	3.0	0	3	0.3
Camp, B.	2	2	0	6	-6	-3.0	0	0	-3.0
Team	11	12	0	38	-38	-3.2	0	0	-3.5
Total	13	500	2459	332	2127	4.3	20	72	163.6
Opponents	13	486	2109	359	1750	3.6	16	77	134.6

PASSING	G	Eff	Att- Cmp	Int	Pct	Yds	TD	LP	PG
Suggs, A.J.	13	111.83	363- 208	15	57.3	2242	12	55	172.5
Bilbo, D.	8	104.19	67- 29	5	43.3	487	3	69	60.9
Team	11	0.00	2- 0	0	0.0	0	0	0	0.0
Smith, J.	12	100.40	2- 1	0	50.0	12	0	12	1.0
Eziemefe, A.	9	125.20	1- 1	0	100.0	3	0	3	0.3
Camp, B.	2	0.00	0- 0	0	0.0	0	0	0	0.0
Total	13	110.11	435- 239	20	54.9	2744	15	69	211.1
Opponents	13	111.53	440- 235	11	53.4	2874	11	72	221.1

RECEIVING	G	No.	Yds	Avg	TD	LP	PG
Watkins, K.	13	71	1050	14.8	5	69	80.8
Glover, W.	13	47	434	9.2	3	27	33.4
Smith, J.	12	36	430	11.9	3	42	35.8
Thomas, L.	12	20	222	11.1	1	42	18.5
Clinkscale, G.	12	17	96	5.6	0	18	8.0
Bridges, L.	9	11	198	18.0	1	47	22.0
Foschi, J.	13	9	75	8.3	2	17	5.8
Logan, M.	11	6	55	9.2	0	15	5.0
Heller, W.	11	6	49	8.2	0	15	4.5
Daniels, P.J.	12	5	57	11.4	0	19	4.8
Hollings, T.	4	3	36	12.0	0	15	9.0
Dixon, J.	12	2	8	4.0	0	7	0.7
Jackson, J.	11	2	2	1.0	0	3	0.2
Eziemefe, A.	9	1	12	12.0	0	12	1.3
Sampson, M.	4	1	10	10.0	0	10	2.5
Curry, N.	10	1	7	7.0	0	7	0.7
Suggs, A.J.	13	1	3	3.0	0	3	0.2
Total	13	239	2744	11.5	15	69	211.1
Opponents	13	235	2874	12.2	11	72	221.1

ALL PURPOSE	G	Rush	Rec	PR	KOR	IR	Tot	PG
Watkins, K.	13	39	1050	0	481	0	1570	120.8
Hollings, T.	4	633	36	0	0	0	669	167.2
Smith, J.	12	118	430	78	0	0	626	52.2
Clinkscale, G.	12	468	96	0	38	0	602	50.2
Daniels, P.J.	12	255	57	0	234	0	546	45.5
Total	13	2127	2744	524	839	86	6320	486.2
Opponents	13	1750	2874	306	642	318	5890	453.1

DATE	OPPONENT	W/L	SCORE	ATT
Aug 31, 2002	VANDERBILT	hW	45-3	43719
Sep 07, 2002	at Connecticut	aW	31-14	16751
Sep 14, 2002	at Clemson*	aL	19-24	78000
Sep 21, 2002	BRIGHAM YOUNG	hW	28-19	43719
Sep 28, 2002	at North Carolina*	aW	21-13	57000
Oct 05, 2002	WAKE FOREST*	hL	21-24	43719
Oct 17, 2002	at Maryland*	aL	10-34	41766
Oct 26, 2002	VIRGINIA*	hW	23-15	42727
Nov 02, 2002	at NC State*	aW	24-17	51500
Nov 09, 2002	FLORIDA STATE*	hL	13-21	43719
Nov 16, 2002	DUKE*	hW	17-2	41335
Nov 30, 2002	at Georgia	aL	7-51	86520
Dec 31, 2002	vs Fresno State #	nL	21-30	10132

\* ACC game # Silicon Valley Football Classic, San Jose, Calif.

TEAM STATISTICS	GT	OPP
FIRST DOWNS	253	228
Rushing / Passing / Penalty	109/120/24	93/121/14
RUSHING YARDAGE	2127	1750
Yards gained rushing	2459	2109
Yards lost rushing	332	359
Rushing Attempts	500	486
Average Per Rush	4.3	3.6
Average Per Game	163.6	134.6
TDs Rushing	20	16
PASSING YARDAGE	2744	2874
Att-Comp-Int	435-239-20	440-235-11
Average Per Pass Attempt	6.3	6.5
Average Per Completion	11.5	12.2
Average Per Game	211.1	221.1
TDs Passing	15	11
TOTAL OFFENSE	4871	4624
Total Plays	935	926
Average Per Play	5.2	5.0
Average Per Game	374.7	355.7
KICK RETURNS: #-YARDS	43-839	34-642
PUNT RETURNS: #-YARDS	52-524	37-306
INT RETURNS: #-YARDS	11-86	20-318
FUMBLES-LOST	26-10	22-11
PENALTIES-YARDS	95-792	88-751
PUNTS-AVG	74-39.9	76-40.0
TIME OF POSSESSION/GAME	30:28	29:37
3RD-DOWN CONVERSIONS	80/200	70/209
4TH-DOWN CONVERSIONS	9/18	12/26

BY QUARTER	1ST	2ND	3RD	4TH	OT	TOTAL	Avg
GEORGIA TECH	75	91	58	56	0	280	21.5
Opponents	41	81	71	74	0	267	20.5

SCORING	TD	FG	KICK	RUSH	Rcv	PASS	DXP	SAF	Pts
Hollings, T.	11	0-0	0-0	0-0	0	0-0	0	0	66
Manget, L.	0	12-17	29-29	0-0	0	0-0	0	0	65
Watkins, K.	5	0-0	0-0	0-0	0	0-0	0	0	30
Smith, J.	3	0-0	0-0	0-0	1	0-0	0	0	20
Glover, W.	3	0-0	0-0	0-0	0	0-0	0	0	18
Clinkscale, G.	3	0-0	0-0	0-0	0	0-0	0	0	18
Eziemefe, A.	2	0-0	0-0	0-0	0	0-0	0	0	12
Bilbo, D.	2	0-0	0-0	0-0	0	0-0	0	0	12
Foschi, J.	2	0-0	0-0	0-0	0	0-0	0	0	12
Daniels, P.J.	2	0-0	0-0	0-0	0	0-0	0	0	12
Bridges, L.	1	0-0	0-0	0-0	0	0-0	0	0	6
Thomas, L.	1	0-0	0-0	0-0	0	0-0	0	0	6
Burnett, D.	0	0-2	3-3	0-0	0	0-0	0	0	3
Total	35	12-20	32-32	0-1	1	1-2	0	0	280
Opponents	30	18-25	27-27	2-2	0	0-1	0	1	267

# 2002 STATISTICS

TOTAL OFFENSE	G	PLAYS	RUSH	PASS	TOTAL	PG
Suggs, A.J.	13	415	2	2242	2263	174.1
Hollings, T.	4	92	633	0	63	158.2
Bilbo, D.	8	110	118	487	605	75.6
Clinkscale, G.	12	75	468	0	468	39.0
Eziemefe, A.	9	71	282	3	285	31.7
All Others Same as Rushing						

Total	13	93	2127	2744	487	374.7
Opponents	13	926	1750	2874	4624	355.7

FIELD GOALS	FGM-A	Pct.	1-19	20-29	30-39	40-49	50+	Lg	BL
Manget, L.	12-17	70.6	3-3	2-2	4-4	3-6	0-2	41	1
Burnett, D.	0-2	0.0	0-0	0-0	0-1	0-1	0-0	0	0
Team	0-1	0.0	0-0	0-0	0-1	0-0	0-0	0	1

KICKOFF RETURNS	No.	Yds	Avg	TD	LP
Watkins, K.	23	481	20.9	0	44
Daniels, P.J.	11	234	21.3	0	59
Rhino, K.	4	57	14.2	0	22
Davis, D.	2	23	11.5	0	22
Clinkscale, G.	2	38	19.0	0	23
Foschi, J.	1	6	6.0	0	6

Total	43	839	19.5	0	59
Opponents	34	642	18.9	0	39

DEFENSIVE STATISTICS	GP	UT	AT	Total	Loss	Sack	Int	PB	FR	FC	Blk	Saf
Smith, D.	13	43	56	99	15-32	5-22	1-14	5	.	.	.	.
Wimbush, R.	13	53	41	94	6-21	2-17	.	3	2-2	2	.	.
Fox, K.	12	49	43	92	13-37	3-18	1-35	6	1-0	1	.	.
Muyres, J.	13	44	32	76	3-5	.	5-37	1	1-0	1	.	.
Collins, C.	13	38	26	64	7-25	2-20	1-0	5	.	1	.	.
Henderson, E.	13	28	30	58	15-51	5-34	.	2	.	1	.	.
Cox, J.	13	34	17	51	3-4	1-3	.	8	1-0	.	1	.
Hargrove, T.	13	26	23	49	13-37	4-23	.	3	1-0	.	.	.
Parker, T.	13	23	19	42	5-18	2-13	.	2	.	.	.	.
Hester, M.	13	29	10	39	3-8	.	.	9	2-0	1	.	.
Houston, R.	13	23	10	33	3-24	2-22	1-0	3	1-0	4	.	.
Wright, F.	13	15	11	26	5-13	3-11	.	1	1-0	.	.	.
Malone, A.	13	8	17	25	4-9	1-1	.	.	.	.	.	.
Brown, A.	13	15	8	23	1-1	.	.	.	.	.	.	.
Butler, J.	13	13	6	19	1-3	.	.	1	.	.	.	.
Etheridge, M.	13	13	6	19	1-1	1-1	.	.	.	.	.	.
Rhino, K.	11	9	3	12	1-9	1-9	1-0	.	.	.	.	.
Davis, D.	13	8	1	9	.	.	.	.	.	.	.	.
Johnson	10	2	7	9	.	.	.	1	.	.	.	.
Landry	13	4	4	8	.	.	.	.	.	.	.	.
Gathers	3	4	3	7	1-1	1-1	.	.	.	.	.	.
Holiday	3	6	1	7	2-5	2-5	.	.	.	.	.	.
Koon	7	5	2	7	2-4	1-1	.	.	.	.	.	.
Jackson, J.	11	5	1	6	.	.	.	.	.	.	.	.
Burton	13	4	1	5	.	.	1-0	.	.	.	.	.
Reis	12	3	1	4	.	.	.	.	.	.	.	.
Lawston	11	3	1	4	.	.	.	1	.	.	.	.
Economos	13	1	3	4	.	.	.	.	1-0	.	.	.
Anyansi	7	3	.	3	.	.	.	.	.	.	.	.
Watkins	13	2	1	3	.	.	.	.	.	.	.	.
Hollings	4	1	1	2	.	.	.	.	.	.	.	.
Wilkinson	13	2	.	2	.	.	.	.	.	.	.	.
Dixon	12	2	.	2	.	.	.	.	.	.	.	.
Poree	3	2	.	2	.	.	.	.	.	.	.	.
Suggs	13	2	.	2	.	.	.	.	.	.	.	.
Manget	12	2	.	2	.	.	.	.	.	.	.	.
Burnett	5	1	.	1	.	.	.	.	.	.	.	.
Gilliam	12	.	1	1	.	.	.	.	.	.	.	.
Thomas	12	1	.	1	.	.	.	.	.	.	.	.
Daniels	12	1	.	1	.	.	.	.	.	.	.	.
Clinkscale	12	1	.	1	.	.	.	.	.	.	.	.
Smith	12	1	.	1	.	.	.	.	.	.	.	.
Reilly	13	1	.	1	.	.	.	.	.	.	.	.
Rogers	3	.	.	.	.	.	.	1	.	.	.	.
Total	13	530	386	916	103-307	32-200	11-86	52	11-2	11	1	.

PUNT RETURNS	No.	Yds	Avg	TD	LP
Rhino, K.	45	447	9.9	0	48
Smith, J.	6	78	13.0	0	21
Glover, W.	1	-1	-1.0	0	0
Total	52	524	10.1	0	48
Opponents	37	306	8.3	0	79

PUNTING	No.	Yds	Avg	LP	TB	FC	I20	BLk
Dyke, D.	39	1531	39.3	55	3	4	13	0
Morehouse, C.	33	1396	42.3	57	10	4	7	0
Team	2	29	14.5	35	0	0	0	1
Total	74	2956	39.9	57	13	8	20	1
Opponents	76	3039	40.0	62	6	2	15	0

INTERCEPTIONS	No.	Yds	Avg	TD	LP
Muyres, J.	5	37	7.4	0	33
Rhino, K.	1	0	0.0	0	0
Burton, N.	1	0	0.0	0	0
Fox, K.	1	35	35.0	0	35
Smith, D.	1	14	14.0	0	14
Houston, R.	1	0	0.0	0	0
Collins, C.	1	0	0.0	0	0
Total	11	86	7.8	0	35
Opponents	20	318	15.9	2	82

# GAME-BY-GAME STATISTICS

## PASSING

Suggs, A.J.	Att	Cmp	Int	Pct	Yds	TD	LP	Sk-Yds	Bilbo, D.	Att	Cmp	Int	Pct	Yds	TD	LP	Sk-Yds
Vanderbilt	13	10	0	76.9	132	3	37	0-0	Vanderbilt	11	5	0	45.5	50	0	17	0-0
Connecticut	14	9	0	64.3	136	0	31	0-0	Connecticut	7	5	0	71.4	53	0	17	1-9
Clemson	31	17	1	54.8	201	1	33	5-55	North Carolina	6	4	1	66.7	45	1	20	1-14
Brigham Young	26	11	3	42.3	117	0	20	2-16	Wake Forest	6	3	0	50.0	76	1	69	0-0
North Carolina	27	15	1	55.6	166	1	27	0-0	Maryland	8	2	0	25.0	33	0	21	0-0
Wake Forest	24	15	1	62.5	178	2	29	1-4	Duke	2	0	0	0.0	0	0	0	0-0
Maryland	45	28	0	62.2	272	0	55	0-0	Georgia	7	3	0	42.9	52	0	33	1-11
Virginia	41	26	0	63.4	220	1	19	0-0	Fresno State	20	7	4	35.0	178	1	47	2-9
NC State	36	21	1	58.3	211	1	33	2-20									
Florida State	44	22	3	50.0	211	1	30	3-16									
Duke	28	18	1	64.3	200	0	34	0-0									
Georgia	27	14	2	51.9	158	1	42	1-9									
Fresno State	7	2	2	28.6	40	1	35	0-0									

## RUSHING (Att-Yds/TD)

PLAYER	VU	CONN	CU	BYU	NC	WF	MD	VA	ST	FS	DU	UGA	FRES
Hollings	17-153/2	16-144/4	23-147/2	36-189/3	DNP	DNP	DNP	DNP	DNP	DNP	DNP	DNP	DNP
Clinkscale	2-11/0	1-4/0	1-1/0	-	3-19/0	1-5/0	5-87/0	10-74/0	15-94/1	10-89/0	22-71/2	5-13/0	DNP
Eziemefe	DNP	DNP	DNP	9-25/1	32-136/1	11-47/0	5-16/0	2-12/0	7-8/0	DNP	-	1-0/0	3-38/0
Daniels	9-26/0	DNP	-	-	-	-	10-23/1	21-95/1	8-15/0	14-63/0	6-17/0	4-16/0	-
Bilbo	3-15/1	7-0/0	DNP	DNP	7-10/0	3-23/0	4-21/0	DNP	DNP	DNP	2-8/0	5-11/0	12-30/1
Smith, J	DNP	-	1-4/0	1-5/0	-	-	-	1-6/0	-	4-20/0	2-1/0	3-47/0	7-35/0
Hatch	13-66/0	5-13/0	-	DNP	DNP	DNP	DNP	DNP	DNP	DNP	DNP	DNP	DNP
Ford	DNP	11-52/0	DNP	DNP	DNP	DNP	DNP	DNP	DNP	DNP	DNP	DNP	DNP
Watkins	1-5/0	-	-	-	-	-	1-1/0	-	2-17/0	2-4/0	2-13/0	1-1/0	-
Sampson	DNP	DNP	DNP	DNP	4-12/0	2-6/0	DNP	DNP	DNP	DNP	DNP	-	7-17/0
Morehouse	DNP	-	DNP	-	-	-	1-24/0	DNP	-	-	-	-	-
Suggs	3-3/0	1-20/0	7-(50)/0	3-(14)/0	2-9/0	4-(3)/0	3-(3)/0	5-30/0	8-3/0	9-4/0	4-17/0	2-(7)/0	1-12/0
Jackson, J	-	-	-	-	-	-	-	1-6/0	-	2-7/0	-	DNP	DNP
Glover	-	-	-	1-5/0	-	-	1-4/0	-	-	1-(2)/0	1-3/0	-	-
Thomas	-	-	-	-	-	-	1-9/0	-	-	-	-	-	DNP
Curry	DNP	-	DNP	DNP	-	-	-	-	1-8/0	-	-	-	-
Landry	-	-	-	-	-	-	-	-	-	-	1-4/0	-	-
Logan	1-3/0	-	-	DNP	-	DNP	-	-	-	-	-	-	-
Camp	1-(1)/0	1-(5)/0	DNP	DNP	DNP	DNP	DNP	DNP	DNP	DNP	DNP	DNP	DNP
Team	1-(2)/0	1-(2)/0	-	-	1-(1)/0	DNP	DNP	4-(12)/0	1-(2)/0	-	2-(7)/0	1-(10)/0	1-(2)/0

## RECEIVING (Rec-Yds/TD)

PLAYER	VU	CONN	CU	BYU	NC	WF	MD	VA	ST	FS	DU	UGA	FRES
Watkins	3-70/1	4-89/0	7-139/0	3-55/0	8-73/1	5-102/1	9-127/0	7-70/1	4-54/0	5-37/0	6-91/0	5-61/0	5-82/1
Glover	5-54/2	1-4/0	-	4-26/0	6-86/1	3-34/0	5-27/0	5-32/0	6-38/0	5-52/0	2-19/0	5-62/0	-
Smith, J.	DNP	1-11/0	1-0/0	1-6/0	4-33/0	4-51/1	7-65/0	3-28/0	3-63/0	4-59/0	6-68/0	1-4/1	1-42/1
Thomas	2-23/0	1-5/0	-	-	-	-	3-31/0	3-25/0	3-30/0	3-48/1	1-3/0	4-63/0	DNP
Bridges	3-19/0	2-23/0	1-19/0	-	1-19/0	1-24/1	DNP	DNP	DNP	-	DNP	-	3-94/0
Clinkscale	-	1-9/0	4-5/0	-	-	2-24/0	1-5/0	4-35/0	3-17/0	2-1/0	-	-	DNP
Foschi	-	2-23/0	2-14/1	-	-	2-20/0	1-4/0	-	1-2/1	-	-	1-12/0	-
Daniels	-	DNP	-	-	-	-	1-19/0	2-17/0	-	1-11/0	-	1-10/0	-
Logan	1-15/0	2-25/0	-	DNP	-	DNP	2-15/0	-	-	1-0/0	-	-	-
Heller	-	-	-	2-18/0	DNP	DNP	-	2-13/0	-	-	2-18/0	-	-
Hollings	-	-	2-24/0	1-12/0	DNP	DNP	DNP	DNP	DNP	DNP	DNP	DNP	DNP
Eziemefe	DNP	DNP	DNP	-	-	-	1-12/0	-	-	DNP	-	-	-
Sampson	DNP	DNP	DNP	DNP	-	-	DNP	DNP	DNP	DNP	DNP	1-10/0	-
Dixon	1-1/0	-	DNP	-	-	-	-	-	-	-	1-7/0	-	-
Curry	DNP	-	DNP	DNP	-	-	-	-	1-7/0	-	-	-	-
Suggs	-	-	-	-	-	-	-	-	1-3/0	-	-	-	-
Jackson, J.	-	-	-	-	-	1-1/0	-	-	-	1-3/0	-	DNP	DNP

## PLACEKICKING (FG Made-Att/PAT Made-Att)

PLAYER	VU	CONN	CU	BYU	NC	WF	MD	VA	ST	FS	DU	UGA	FRES
Manget	1-2/6-6	1-2/4-4	0-0/1-1	0-1/4-4	DNP	0-0/3-3	1-2/1-1	3-3/2-2	3-3/1-1	2-2/1-1	1-1/2-2	0-1/1-1	0-0/3-3
Burnett	-	DNP	DNP	DNP	0-2/3-3	-	-	-	DNP	-	-	-	-
Team	-	-	-	-	-	-	-	-	-	-	0-1/0-0	-	-

# GAME-BY-GAME STATISTICS

TACKLES	VU	CONN	CU	BYU	NC	WF	MD	VA	ST	FS	DU	UGA	FRES
Smith, D	1-2	3-1	8-2	3-4	2-4	4-11	4-2	5-4	2-1	0-7	2-6	7-2	2-10
Wimbush	2-3	6-2	6-1	3-4	4-0	3-4	3-1	8-4	6-1	0-8	4-4	3-3	5-6
Fox, K	2-3	2-1	9-1	3-3	5-5	7-8	1-0	DNP	4-0	3-5	3-5	4-2	6-10
Muyres	-	-	6-2	4-3	2-3	4-7	5-1	6-2	6-0	1-3	2-2	4-3	4-6
Collins	-	1-0	4-1	5-4	1-3	3-6	5-1	6-1	2-1	2-2	4-2	3-2	2-3
Henderson	2-2	1-0	-	2-3	2-0	2-6	3-0	1-2	3-1	4-6	2-3	2-0	4-7
Cox	2-0	2-0	0-1	3-3	1-2	4-2	6-1	6-2	0-1	-	3-1	7-2	0-2
Hargrove	2-2	3-0	1-0	3-4	0-2	2-5	4-0	-	3-1	1-2	2-3	5-0	0-4
Parker	0-1	1-0	2-1	2-3	3-0	1-2	1-1	2-1	2-0	0-2	2-2	5-2	2-4
Hester	1-1	1-1	1-0	1-1	1-0	5-2	3-1	3-3	5-0	4-0	1-0	2-0	1-1
Houston	1-0	-	-	3-5	4-0	1-1	2-0	1-0	1-0	1-3	4-1	1-0	4-0
Wright	1-0	1-0	-	-	0-2	2-3	3-0	2-2	-	0-1	2-1	3-1	1-1
Malone	1-0	1-0	1-0	1-0	1-2	0-4	1-0	-	-	0-5	-	2-2	0-4
Brown, A	5-1	1-1	-	0-1	0-1	-	2-0	3-2	-	-	0-1	4-1	-
Etheridge	2-1	3-1	-	1-0	-	0-2	1-0	2-0	-	1-1	1-1	2-0	-
Butler	0-1	2-1	4-0	-	0-1	0-1	-	-	1-0	0-1	-	1-0	5-1
Rhino	1-0	3-1	3-1	-	1-0	0-1	1-0	-	-	-	-	DNP	DNP
Johnson	DNP	DNP	DNP	0-1	0-1	0-3	1-0	0-1	-	0-1	-	-	1-0
Davis	3-0	1-0	1-0	-	-	-	1-0	-	1-0	0-1	1-0	-	-
Landry	1-0	1-1	-	-	-	0-1	-	-	-	-	0-1	1-0	1-1
Koon	0-1	2-0	DNP	-	1-0	1-1	1-0	DNP	DNP	-	DNP	DNP	DNP
Gathers	1-3	3-0	-	DNP	DNP	DNP	DNP	DNP	DNP	DNP	DNP	DNP	DNP
Holiday	3-1	2-0	1-0	DNP	DNP	DNP	DNP	DNP	DNP	DNP	DNP	DNP	DNP
Jackson	-	1-0	-	-	1-0	-	-	2-0	1-0	0-1	-	DNP	DNP
Burton	2-0	-	1-0	-	-	-	-	-	-	0-1	1-0	-	-
Reis	-	-	-	-	DNP	1-0	-	1-0	-	-	1-1	-	-
Economos	-	-	-	0-1	-	-	-	1-0	-	-	0-2	-	-
Lawston	2-1	-	-	-	DNP	-	DNP	-	-	-	-	-	1-0
Anyansi	-	DNP	DNP	DNP	DNP	DNP	DNP	-	-	-	1-0	1-0	1-0
Watkins	-	-	1-0	0-1	-	-	-	-	-	-	-	-	1-0
Wilkinson	1-0	-	-	-	-	-	-	1-0	-	-	-	-	-
Dixon	-	-	DNP	-	-	-	-	-	-	-	-	2-0	-
Hollings	-	-	-	1-1	DNP	DNP	DNP	DNP	DNP	DNP	DNP	DNP	DNP
Suggs	-	-	1-0	-	-	-	-	-	-	-	-	1-0	-
Manget	-	-	-	-	DNP	-	-	-	-	-	-	-	2-0
Poree	-	2-0	-	DNP	DNP	DNP	DNP	DNP	DNP	DNP	DNP	DNP	DNP
Clinkscale	-	-	-	-	1-0	-	-	-	-	-	-	-	DNP
Burnett	-	DNP	DNP	DNP	1-0	-	-	-	DNP	DNP	DNP	DNP	DNP
Daniels	-	DNP	-	-	-	1-0	-	-	-	-	-	-	-
Reilly	-	-	-	-	-	-	-	-	-	-	-	-	1-0
Smith	DNP	-	-	-	-	-	-	-	-	-	-	-	1-0
Thomas	-	-	-	-	-	-	-	-	-	-	-	1-0	DNP
Gilliam	0-1	-	DNP	-	-	-	-	-	-	-	-	-	-
SACKS	VU	CONN	CU	BYU	NC	WF	MD	VA	ST	FS	DU	UGA	FRES
Smith	-	2-13	-	-	-	-	1-2	1-6	-	-	-	1-1	-
Henderson	-	-	-	2-10	-	-	-	-	1-9	-	-	1-13	1-2
Hargrove	1-2	-	-	1-7	-	-	1-10	-	-	-	1-4	-	-
Wright	-	1-4	-	-	-	-	-	-	-	1-2	1-5	-	-
Fox	-	-	-	-	1-3	-	-	DNP	-	-	1-3	-	1-12
Collins	-	-	-	-	-	-	1-12	-	-	-	1-8	-	-
Holiday	1-1	1-4	-	DNP	DNP	DNP	DNP	DNP	DNP	DNP	DNP	DNP	DNP
Parker	-	-	-	-	-	-	-	-	-	-	-	1-4	1-9
Houston	-	-	-	1-11	1-11	-	-	-	-	-	-	-	-
Wimbush	-	-	-	-	1-7	-	-	1-10	-	-	-	-	-
Cox	-	-	-	-	1-3	-	-	-	-	-	-	-	-
Rhino	-	1-9	-	-	-	-	-	-	-	-	-	DNP	DNP
Malone	-	-	-	-	-	-	-	-	-	1-1	-	-	-
Koon	1-1	-	DNP	-	-	-	-	DNP	DNP	-	DNP	DNP	DNP
Gathers	-	1-1	-	DNP	DNP	DNP	DNP	DNP	DNP	DNP	DNP	DNP	DNP
Etheridge	-	-	-	-	-	-	-	-	-	-	1-1	-	-
TFL	VU	CONN	CU	BYU	NC	WF	MD	VA	ST	FS	DU	UGA	FRES
Henderson	-	-	-	3-11	1-3	3-4	2-5	-	2-10	1-2	-	1-13	2-3
Smith, D	-	2-13	2-2	1-1	-	1-0	1-2	2-7	1-3	1-0	-	3-4	1-0
Hargrove	1-2	1-1	-	2-9	-	2-3	1-10	-	1-2	-	2-4	2-4	1-2
Fox	-	-	3-9	1-1	2-4	2-2	-	DNP	-	1-4	2-4	-	2-13
Collins	-	1-1	-	1-0	-	1-2	1-12	-	-	1-1	1-8	1-1	-
Wimbush	-	-	1-1	-	1-7	-	-	2-11	1-1	-	-	1-1	-
Wright	-	1-4	-	-	-	1-1	1-1	-	-	1-2	1-5	-	-
Parker	-	-	-	-	-	1-0	-	-	-	-	-	2-8	2-10
Malone	1-3	1-1	-	-	-	-	1-4	-	-	1-1	-	-	-
Cox	-	-	-	1-1	1-3	-	-	1-0	-	-	-	-	-
Hester	-	-	1-1	-	-	-	-	-	1-6	-	-	1-1	-
Houston	-	-	-	1-11	1-11	-	-	-	-	-	-	-	1-2
Muyres	-	-	-	-	-	1-1	-	-	-	-	-	1-3	1-1
Holiday	1-1	1-4	-	DNP	DNP	DNP	DNP	DNP	DNP	DNP	DNP	DNP	DNP
Koon	1-1	-	DNP	-	1-3	-	-	DNP	DNP	-	DNP	DNP	DNP
Brown	-	-	-	-	-	-	-	-	-	-	-	1-1	-
Gathers	-	1-1	-	DNP	DNP	DNP	DNP	DNP	DNP	DNP	DNP	DNP	DNP
Rhino	-	1-9	-	-	-	-	-	-	-	-	-	DNP	DNP
Butler	-	-	-	-	-	-	-	-	-	-	-	-	1-3

# 2002 STATISTICS

	Score	First Downs (R-P-Pn)	Total Off Ply/Yds	Rushing Att/Yds	Passing Yards	Passes A-C-I	Sacks By	Poss Time	Fmble/ Lost	Pen./ Yds	Atten.
Georgia Tech.....	45	21 (13-6-2)	75/461	51/279	182	24-15-0	2-4	34:59	4/0	11/75	43,719
Vanderbilt .....	3	9 (6-3-0)	59/225	31/109	116	28-13-2	0-0	25:01	0/0	5/25	Home
Georgia Tech.....	31	17 (11-6-0)	64/415	43/226	189	21-14-0	5-30	31:43	1/1	6/45	16,751
Connecticut .....	14	13 (6-6-1)	66/249	34/ 64	185	32-15-1	2-14	28:17	2/1	5/26	Away
Georgia Tech.....	19	14 (5-8-1)	63/303	32/102	201	31-17-1	0-0	28:12	2/1	8/99	78,000
Clemson .....	24	18 (8-6-4)	72/371	41/195	176	31-18-1	5-55	31:48	5/3	9/97	Away
Georgia Tech.....	28	19 (11-6-2)	76/327	50/210	117	26-11-3	4-28	30:48	1/0	7/31	43,719
Brigham Young.....	19	21 (5-16-0)	84/353	27/ 79	274	57-28-3	2-16	29:12	3/1	6/49	Home
Georgia Tech.....	21	24 (9-12-3)	82/396	49/185	211	33-19-2	3-24	37:23	0/0	6/45	57,000
North Carolina.....	13	12 (5-7-0)	52/299	27/ 68	231	25-14-0	1-14	22:37	1/1	8/64	Away
Georgia Tech.....	21	15 (3-12-0)	51/332	21/ 78	254	30-18-1	0-0	22:04	3/1	5/45	43,719
Wake Forest.....	24	28 (14-13-1)	92/447	60/209	238	32-19-0	1-4	37:56	2/0	5/35	Home
Georgia Tech.....	10	26 (7-16-3)	84/485	31/180	305	53-30-0	3-24	30:28	4/2	7/64	41,766
Maryland.....	34	21 (11-10-0)	64/432	43/222	210	21-12-0	0-0	29:32	0/0	4/46	Away
Georgia Tech.....	23	25 (8-16-1)	86/431	44/211	220	42-26-0	2-16	32:03	2/1	10/66	42,727
Virginia .....	15	22 (2-19-1)	79/425	20/ 53	372	59-41-1	0-0	27:57	0/0	3/25	Home
Georgia Tech.....	24	21 (11-8-2)	79/357	42/143	214	37-22-1	1-9	34:50	0/0	9/74	51,500
NC State (10/8).....	17	16 (1-12-3)	63/334	22/ 57	277	41-21-1	2-20	25:10	5/2	9/69	Away
Georgia Tech.....	13	24 (15-18-1)	87/396	42/185	211	45-22-3	1-3	35:34	1/0	7/68	43,719
Florida State (17/18) .....	21	12 (8-3-1)	57/279	33/140	139	24- 8-0	3-16	24:26	0/0	7/69	Home
Georgia Tech.....	17	19 (6-8-5)	72/327	42/127	200	30-18-1	4-20	31:51	0/0	11/79	41,335
Duke .....	2	12 (5-7-0)	70/284	36/138	146	34-13-2	0-0	28:09	1/1	8/75	Home
Georgia Tech.....	7	12 (4-7-1)	58/293	22/ 71	222	36-18-2	3-18	23:06	6/3	4/28	86,520
Georgia (5/5).....	51	24 (10-13-1)	82/552	57/230	322	25-17-0	2-20	36:54	0/0	8/94	Away
Georgia Tech.....	21	16 (6-7-3)	58/348	31/130	218	27- 9-6	3-23	21:54	2/1	5/53	10,132
Fresno State .....	30	20 (12-6-2)	86/374	55/186	188	31-16-0	2-9	38:06	3/2	10/94	Neutral

## GAME-BY-GAME STARTING LINEUPS

OFF	VAN	UCONN	CLEM	BYU	UNC	WAKE	MD	UVA	NCS	FSU	DUKE	UGA	FRESNO
WR	Watkins	Watkins	Watkins	Watkins	Watkins	Watkins	Watkins	Watkins	Watkins	Watkins	Watkins	Watkins	Watkins
LT	Dorsey	Dorsey	Dorsey	Dorsey	Dorsey	Dorsey	Dorsey	Dorsey	Dorsey	Phillips	Honeycutt	Dorsey	Dorsey
LG	Robinson	Robinson	Robinson	Robinson	Robinson	Robinson	Robinson	Robinson	Robinson	Robinson	Robinson	Robinson	Robinson
C	Reilly	Reilly	Reilly	Reilly	Reilly	Reilly	Reilly	Reilly	Reilly	Reilly	Reilly	Reilly	Reilly
RG	Rbts-Blake	Rbts-Blake	Rbts-Blake	Rbts-Blake	Rbts-Blake	Rbts-Blake	Rbts-Blake	Rbts-Blake	Rbts-Blake	Rbts-Blake	Rbts-Blake	Rbts-Blake	Rbts-Blake
RT	Wallace	Wallace	Wallace	Wallace	Wallace	Wallace	Wallace	Wallace	Phillips	Wallace	Wallace	Wallace	Wallace
TE	Thomas	JSmith	Heller	Heller	BLee	BLee	Heller	Thomas	Thomas	Heller	Heller	Heller	Heller
FB	Bridges	Dixon	Foschi	JSmith	Foschi	Foschi	Foschi	JSmith	Curry	JSmith	Foschi	JSmith	Foschi
TB	Hollings	Hollings	Hollings	Hollings	Eziemefe	Eziemefe	Eziemefe	Clinkscale	Clinkscale	Clinkscale	Clinkscale	Clinkscale	Sampson
QB	Suggs	Suggs	Suggs	Suggs	Suggs	Suggs	Suggs	Suggs	Suggs	Suggs	Suggs	Suggs	Suggs
WR	Glover	Glover	Glover	Glover	Glover	Glover	Glover	Glover	Glover	Glover	Glover	Glover	Glover
PK	Manget	Manget	Manget	Manget	Burnett	Manget	Manget	Manget	Manget	Manget	Manget	Manget	Manget
DEF	VAN	UCONN	CLEM	BYU	UNC	WAKE	MD	UVA	NCS	FSU	DUKE	UGA	FRESNO
DE	Gathers	Gathers	Gathers	Wright	Wright	Wright	Wright	Henderson	Henderson	Henderson	Henderson	Henderson	Henderson
DT	Parker	Parker	Parker	Johnson	Parker	Parker	Parker	Parker	Parker	Parker	Parker	Parker	Parker
DT	Malone	Malone	Rhino (Nkl)	Malone	Malone	Malone	Malone	Malone	Malone	Malone	Malone	Malone	Malone
DE	Hargrove	Hargrove	Hargrove	Hargrove	Hargrove	Hargrove	Hargrove	Hargrove	Hargrove	Hargrove	Hargrove	Hargrove	Hargrove
LB	Fox	Fox	Fox	Fox	Fox	Fox	Fox	Brown	Fox	Fox	Fox	Fox	Fox
LB	DSmith	DSmith	DSmith	DSmith	DSmith	DSmith	DSmith	DSmith	DSmith	DSmith	DSmith	DSmith	DSmith
LB	Wimbush	Wimbush	Wimbush	Wimbush	Wimbush	Wimbush	Wimbush	Wimbush	Wimbush	Wimbush	Wimbush	Wimbush	Wimbush
CB	Houston	Hester	Hester	Hester	Hester	Hester	Hester	Hester	Hester	Hester	Hester	Hester	Hester
CB	Cox	Cox	Cox	Cox	Cox	Cox	Cox	Cox	Cox	Cox	Cox	Cox	Cox
FS	Muyres	Muyres	Muyres	Muyres	Muyres	Muyres	Muyres	Muyres	Muyres	Muyres	Muyres	Muyres	Muyres
SS	Collins	Collins	Collins	Collins	Collins	Collins	Collins	Collins	Collins	Collins	Collins	Collins	Collins
P	Dyke	Morehouse	Dyke	Morehouse	Dyke	Morehouse	Morehouse	Dyke	Morehouse	Dyke	Dyke	Morehouse	Dyke

# 2002 SUPERLATIVES

## INDIVIDUAL

**Longest run from scrimmage:** 72, Tony Hollings vs. Clemson (TD)  
**Longest pass:** 69, Damarius Bilbo to Kerry Watkins vs. Wake Forest (TD)  
**Longest FG:** 51, Luke Manget vs. Virginia  
**Longest punt:** 57, Chris Morehouse vs. UConn  
**Longest kickoff return:** 59, P.J. Daniels vs. Wake Forest  
**Longest punt return:** 48, Kelley Rhino vs. Vanderbilt  
**Longest interception return:** 14, Daryl Smith vs. Vanderbilt  
**Most rushing attempts:** 36, Tony Hollings vs. BYU (189 yds)  
**Most yards rushing:** 189, Tony Hollings vs. BYU (36 att.)  
**Most pass attempts:** 45, A.J. Suggs vs. Maryland (17 cmp)  
**Most pass completions:** 28, A.J. Suggs vs. Maryland (45 att)  
**Best completion pct.:** .769 (10-13), A.J. Suggs vs. Vanderbilt  
**Most yards passing:** 272, A.J. Suggs vs. Maryland  
**Most TD passes:** 3, A.J. Suggs vs. Vanderbilt  
**Most receptions:** 9, Kerry Watkins vs. Maryland (127 yds)  
**Most yards receiving:** 139, Kerry Watkins vs. Clemson (7 rec)  
**Most yards total offense:** 189, Tony Hollings vs. BYU (189 rush)  
**Most kickoff returns:** 6, P.J. Daniels vs. Georgia (83 yds)  
**Most kickoff return yards:** 113, Kerry Watkins vs. BYU (4 ret)  
**Most punt returns:** 8, Kelley Rhino vs. Florida State (80 yds), Duke (37 yds)  
**Most punt return yards:** 110, Kelley Rhino vs. Vanderbilt (5 ret)  
**Most TD scored:** 4, Tony Hollings vs. UConn (4 rush)  
**Most TDR:** 4, Tony Hollings vs. UConn (4 rush)  
**Most points:** 24, Tony Hollings vs. UConn (4 rush)  
**Most points by kicking:** 10, Luke Manget vs. NC State (3 FG, 1 PAT)  
**Most FG:** 3, Luke Manget vs. Virginia, NC State  
**Most FG attempts:** 3, Luke Manget vs. Virginia, NC State  
**Most PAT:** 6, Luke Manget vs. Vanderbilt  
**Most punts:** 9, Dan Dyke vs. Clemson (370 yds)  
**Most yards punting:** 370, Dan Dyke vs. Maryland (9 punts)  
**Best punting average:** 47.1, Chris Morehouse vs. BYU (7 punts)  
**Most tackles:** 15, Keyaron Fox & Daryl Smith vs. Wake Forest  
**Most interceptions:** 2, Jeremy Muyres vs. BYU  
**Longest Tech scoring drive:** 80 yards, several times



**KELLEY RHINO** had 110 punt return yards against Vanderbilt to break the Tech career record previously held by his father, Randy Rhino, a three-time all-America.

## TEAM

TEAM OFFENSE	HIGH/BEST	LOW/WORST
Points Scored .....	45, Vanderbilt	7, Georgia
First Downs .....	26, Maryland	12, Georgia
First Downs Rushing .....	13, Vanderbilt	3, Wake Forest
First Downs Passing .....	16, Maryland, Virginia	6, Vandy, UConn, BYU
Yards Rushing .....	279, Vanderbilt	71, Georgia
Yards Passing .....	305, Maryland	117, BYU
Total Offense .....	485, Maryland	293, Georgia
Offensive Plays .....	87, Florida State	51, Wake Forest
Rushing Attempts .....	51, Vanderbilt	21, Wake Forest
Pass Attempts .....	53, North Carolina	21, UConn
Pass Completions .....	30, Maryland	9, Fresno State
Completion Percentage .....	.667, UConn (14-21)	.333, Fresno State (9-27)
Had Intercepted .....	0, VAndy, UConn, Md, UVa	6, Fresno State
Fumbles Lost .....	0, Six games	3, Maryland
Fewest Penalty Yards .....	45, UConn, UNC, WF	99, Clemson
Time of Possession .....	37:23, North Carolina	21:54, Fresno State
QB Sacks Allowed .....	0, Vandy, Md, UVa, Duke	5, Clemson
TEAM DEFENSE	LOW/BEST	HIGH/WORST
Points Allowed .....	2, Duke	51, Georgia
First Downs .....	9, Vanderbilt	28, Wake Forest
First Downs Rushing .....	1, NC State	14, Wake Forest
First Downs Passing .....	1, UConn	19, Virginia
Yards Rushing .....	53, Virginia	230, Georgia
Yards Passing .....	116, Vanderbilt	372, Virginia
Total Offense .....	225, Vanderbilt	552, Georgia
Offensive Plays .....	52, North Carolina	92, Wake Forest
Rushing Attempts .....	20, Virginia	60, Wake Forest
Pass Attempts .....	24, Florida State	59, Virginia
Pass Completions .....	8, Florida State	41, Virginia
Passes Intercepted .....	3, BYU	0, Four games
QB Sacks .....	5, UConn	0, Clemson, Wake



# ACC STATISTICS

## 2002 ACC STANDINGS

	- ACC -			- Overall -		
	W	L	Pct.	W	L	Pct.
Florida State .....	7	1	.875	9	5	.643
Maryland .....	6	2	.750	11	3	.786
Virginia .....	6	2	.750	9	5	.643
NC State .....	5	3	.625	11	3	.786
Georgia Tech .....	4	4	.500	7	6	.538
Clemson .....	4	4	.500	7	6	.538
Wake Forest .....	3	5	.375	7	6	.538
North Carolina .....	1	7	.125	3	9	.250
Duke .....	0	8	.000	2	10	.167

## ACC BOWL GAMES

### Silicon Valley Football Classic:

Fresno State 30, Georgia Tech 21

Mazda Tangerine Bowl: Texas Tech 55, Clemson 15

Continental Tire Bowl: Virginia 48, West Virginia 22

Seattle Bowl: Wake Forest 38, Oregon 17

Chick-fil-A Peach Bowl: Maryland 30, Tennessee 3

Toyota Gator Bowl: NC State 28, Notre Dame 6

Nokia Sugar Bowl: Georgia 26, Florida State 13

TOTAL OFFENSE.....	G	Rush	Pass	Plays	Yards	PP	TD	PG
Wake Forest.....	13	3135	2170	990	5305	5.4	44	408.1
Florida State .....	14	2618	2955	981	5573	5.7	53	398.1
NC State .....	14	2017	3468	969	5485	5.7	62	391.8
Maryland .....	14	2783	2668	916	5451	6.0	54	389.4
Georgia Tech .....	13	2127	2744	935	4871	5.2	35	374.7
North Carolina.....	12	1230	3199	847	4429	5.2	28	369.1
Clemson.....	13	1569	3157	920	4726	5.1	40	363.5
Duke.....	12	1901	2399	872	4300	4.9	27	358.3
Virginia.....	14	1777	3222	934	4999	5.4	53	357.1

TOTAL DEFENSE.....	G	Rush	Pass	Plays	Yards	PP	TD	PG
NC State .....	14	1754	2457	962	4211	4.4	26	300.8
Maryland .....	14	1801	2942	975	4743	4.9	25	338.8
Clemson.....	13	2056	2564	919	4620	5.0	42	355.4
Georgia Tech .....	13	1750	2874	926	4624	5.0	30	355.7
Florida State .....	14	1831	3293	962	5124	5.3	35	366.0
Duke.....	12	1446	3056	830	4502	5.4	44	375.2
Wake Forest.....	13	2057	3016	911	5073	5.6	41	390.2
Virginia.....	14	2924	3020	1073	5944	5.5	41	424.6
North Carolina.....	12	2654	2775	861	5429	6.3	58	452.4

RUSHING OFFENSE .....	G	Att	Yards	PC	TD	PG
Wake Forest.....	13	718	3135	4.4	33	241.2
Maryland .....	14	592	2783	4.7	32	198.8
Florida State .....	14	562	2618	4.7	20	187.0
Georgia Tech .....	13	500	2127	4.3	20	163.6
Duke.....	12	487	1901	3.9	8	158.4
NC State .....	14	522	2017	3.9	33	144.1
Virginia.....	14	486	1777	3.7	16	126.9
Clemson.....	13	458	1569	3.4	22	120.7
North Carolina.....	12	414	1230	3.0	7	102.5

RUSHING DEFENSE .....	G	Att	Yards	PC	TD	PG
Duke.....	12	425	1446	3.4	20	120.5
NC State .....	14	525	1754	3.3	13	125.3
Maryland .....	14	531	1801	3.4	12	128.6
Florida State .....	14	497	1831	3.7	13	130.8
Georgia Tech .....	13	486	1750	3.6	16	134.6
Clemson.....	13	530	2056	3.9	17	158.2
Wake Forest.....	13	498	2057	4.1	17	158.2
Virginia.....	14	640	2924	4.6	25	208.9
North Carolina.....	12	555	2654	4.8	32	221.2

PASSING OFFENSE..G	Att	Cmp	Int	Pct	Yards	Avg	TD	PG	
North Carolina.....	12	433	237	14	54.7	3199	7.4	21	266.6
NC State .....	14	447	273	11	61.1	3468	7.8	20	247.7
Clemson.....	13	462	268	13	58.0	3157	6.8	16	242.8
Virginia.....	14	448	306	8	68.3	3222	7.2	32	230.1
Georgia Tech .....	13	435	239	20	54.9	2744	6.3	15	211.1
Florida State .....	14	419	217	10	51.8	2955	7.1	27	211.1
Duke.....	12	385	206	13	53.5	2399	6.2	18	199.9
Maryland .....	14	324	179	13	55.2	2668	8.2	15	190.6
Wake Forest.....	13	272	147	6	54.0	2170	8.0	8	166.9

PASSING DEFENSE..G	Att	Cmp	Int	Pct	Yards	Avg	TD	PG	
NC State .....	14	437	217	16	49.7	2457	5.6	13	175.5
Clemson .....	13	389	233	21	59.9	2564	6.6	20	197.2
Maryland .....	14	444	251	18	56.5	2942	6.6	12	210.1
Virginia.....	14	433	262	15	60.5	3020	7.0	14	215.7
Georgia Tech .....	13	440	235	11	53.4	2874	6.5	11	221.1
North Carolina.....	12	306	168	6	54.9	2775	9.1	24	231.2
Wake Forest.....	13	413	242	13	58.6	3016	7.3	22	232.0
Florida State .....	14	465	249	16	53.5	3293	7.1	21	235.2
Duke.....	12	405	245	12	60.5	3056	7.5	18	254.7

PASS EFFICIENCY.....	G	Att	Cmp	Pct	Int	Yards	TD	Rtg
Virginia.....	13	425	289	.680	8	3026	30	147.3
NC State .....	13	406	248	.611	11	3213	18	136.8
Maryland .....	13	305	168	.551	13	2548	15	133.0
Florida State .....	13	393	204	.519	8	2808	25	128.8
North Carolina.....	12	433	237	.547	14	3199	21	126.3
Clemson.....	12	406	243	.599	9	2838	15	126.3
Wake Forest.....	12	256	138	.539	6	1929	6	120.2
Duke.....	12	385	206	.535	13	2399	18	114.5
Georgia Tech .....	12	408	230	.564	14	2526	13	112.0

PASS EFF DEFENSE.....	G	Att	Cmp	Int	Pct	Yards	TD	Rtg
NC State .....	13	393	194	13	49.4	2257	13	101.9
Georgia Tech .....	12	409	219	11	53.5	2686	11	112.2
Clemson.....	12	337	194	20	57.6	2100	15	112.7
Maryland .....	13	407	228	17	56.0	2700	12	113.1
Florida State .....	13	450	239	16	53.1	3168	20	119.8
Virginia.....	13	413	250	13	60.5	2805	14	122.5
Duke.....	12	405	245	12	60.5	3056	18	132.6
Wake Forest.....	12	372	222	13	59.7	2851	21	135.7
North Carolina.....	12	306	168	6	54.9	2775	24	153.0

SCORING OFFENSE.....	G	TD	KXP	OXF	DXP	FG	SF	Pts	Avg
NC State .....	14	62	52	1	0	10	2	460	32.9
Maryland .....	14	54	53	0	0	24	1	451	32.2
Florida State .....	14	53	51	0	0	19	1	428	30.6
Virginia.....	14	53	42	3	0	12	0	402	28.7
Wake Forest.....	13	44	37	2	0	17	0	356	27.4
Clemson.....	13	40	37	0	0	17	1	330	25.4
Georgia Tech .....	13	35	32	1	0	12	0	280	21.5
Duke.....	12	27	21	0	0	14	1	227	18.9
North Carolina.....	12	28	26	0	0	9	1	223	18.6

SCORING DEFENSE.....	G	TD	KXP	OXF	DXP	FG	SF	Pts	Avg
Maryland .....	14	25	22	0	0	18	1	228	16.3
NC State .....	14	29	23	1	0	13	0	238	17.0
Georgia Tech .....	13	30	27	2	0	18	1	267	20.5
Florida State .....	14	35	31	1	0	18	2	301	21.5
Virginia.....	14	41	32	1	0	22	1	348	24.9
Wake Forest.....	13	41	35	1	0	14	1	327	25.2
Clemson.....	13	42	36	1	0	19	1	349	26.8
Duke.....	12	44	39	0	0	16	1	353	29.4
North Carolina.....	12	58	53	1	0	6	0	421	35.1

# ACC STATISTICS

KICKOFF RET.....G	No	Yds	TD	Avg	TACKLES .....CI	GP	Pri	Ast	Total	Avg	Sack
NC State .....14	37	923	3	24.9	Dexter Reid, NC .....JR	12	107	59	166	13.8	1.0
Clemson.....13	52	1264	1	24.3	John Leake, CU.....JR	13	78	84	162	12.5	2.0
Maryland .....14	29	659	0	23.7	E.J. Henderson, MD .....SR	14	134	40	174	12.4	8.5
Virginia.....14	49	1083	1	22.1	Rodney Thomas, CU .....SR	13	84	75	159	12.2	2.0
Florida State .....14	43	921	1	21.4	Ryan Fowler, DU .....JR	12	75	63	138	11.5	2.0
Georgia Tech .....13	43	839	0	19.5	Angelo Crowell, VA.....SR	14	92	62	154	11.0	3.0
North Carolina.....12	52	1012	0	19.5	Dantonio Burnette, ST.....SR	13	76	62	138	10.6	9.0
Wake Forest.....13	38	673	0	17.7	Kendyll Pope, FS.....JR	14	60	64	124	8.9	0.0
Duke.....12	40	685	0	17.1	Terrell Smith, DU .....JR	12	58	47	105	8.8	0.0

PUNT RETURNS.....G	No	Yds	TD	Avg	Merrill Robertson, VA.....SR	14	74	47	121	8.6	6.0
Maryland .....14	58	773	4	13.3	Mike Boulware, FS .....JR	14	65	55	120	8.6	1.0
Florida State .....14	45	477	0	10.6	Jerton Evans, VA.....SR	14	85	31	116	8.3	0.0
Clemson.....13	42	437	0	10.4	Doug Justice, NC.....FR	12	65	30	95	7.9	0.0
Georgia Tech .....13	52	524	0	10.1	Leon Joe, MD .....JR	13	72	30	102	7.8	1.0
Virginia.....14	39	385	2	9.9	Chris Canty, VA.....SO	11	52	34	86	7.8	2.0
Wake Forest.....13	41	370	1	9.0	Keyaron Fox, GT .....JR	12	49	43	92	7.7	2.5
NC State .....14	35	290	3	8.3	Darryl Blackstock, VA .....FR	14	66	41	107	7.6	10.0
Duke.....12	32	187	0	5.8	Daryl Smith, GT.....JR	13	43	56	99	7.6	5.0
North Carolina.....12	24	137	0	5.7	Eric Meekins, CU.....SR	13	58	39	97	7.5	0.0
					Pat Thomas, ST.....SO	14	55	48	103	7.4	3.0
					Donny McLean, JR.....SR	13	54	38	83	7.3	2.0

PUNTING.....No.	Yds	Avg	Rt	Yds	Net	FOR LOSS .....G	Solo	Ast	Yds	Total	PG
Maryland .....55	2373	43.1	28	297	37.7	Pace, WF.....12	17	5	72	19.5	1.62
Georgia Tech .....74	2956	39.9	37	306	35.8	Johnson, DU.....12	19	1	115	19.5	1.62
Wake Forest.....61	2458	40.3	32	327	34.9	Zielinski, DU.....12	17	3	73	18.5	1.54
Florida State .....76	2932	38.6	45	399	33.3	Fowler, DU .....12	17	2	43	18.0	1.50
Duke.....70	2651	37.9	42	378	32.5	Jackson, FS.....13	17	4	105	19.0	1.46
NC State .....61	2268	37.2	34	311	32.1	Henderson, MD .14	19	1	86	19.5	1.39
North Carolina.....68	2451	36.0	36	317	31.4	Burnette, ST.....13	18	0	67	18.0	1.38
Virginia.....66	2299	34.8	36	308	30.2	Emanuel, FS.....13	13	4	52	15.0	1.15
Clemson.....65	2340	36.0	41	413	29.6	McNeal, CU .....13	14	0	72	14.0	1.08

QB SACKS BY.....G	Sks	Yds	FOR LOSS .....G	Solo	Ast	Yds	Total	PG
NC State .....14	48	355	Pace, WF.....12	17	5	72	19.5	1.62
Maryland .....14	37	213	Johnson, DU.....12	19	1	115	19.5	1.62
Georgia Tech .....13	32	200	Zielinski, DU.....12	17	3	73	18.5	1.54
Florida State .....14	31	187	Fowler, DU .....12	17	2	43	18.0	1.50
Duke.....12	30	225	Jackson, FS.....13	17	4	105	19.0	1.46
Clemson.....13	29	248	Henderson, MD .14	19	1	86	19.5	1.39
Virginia.....14	26	159	Burnette, ST.....13	18	0	67	18.0	1.38
North Carolina.....12	20	158	Emanuel, FS.....13	13	4	52	15.0	1.15
Wake Forest.....13	19	117	McNeal, CU .....13	14	0	72	14.0	1.08

TIME OF POSSESSION	G	Total	Avg	TURNOVER MARGIN .....G	Fum	Int	Tot	Mar	Per/G
SCHOOL.....				Wake Forest.....13	21	13	34	+18	1.38
Duke.....12	384:47	32:03		Virginia.....14	22	15	37	+15	1.07
NC State .....14	436:50	31:12		Florida State .....14	16	16	32	+11	0.79
Wake Forest.....13	402:00	30:55		NC State .....14	15	16	31	+7	0.50
Florida State .....14	425:40	30:24		Duke.....12	13	12	25	+2	0.17
Georgia Tech .....13	394:55	30:22		Clemson.....13	9	21	30	+2	0.15
Maryland .....14	409:10	29:13		Maryland .....14	8	18	26	+1	0.07
North Carolina.....12	350:00	29:10		Georgia Tech .....13	11	11	22	-8	-0.62
Clemson.....13	367:28	28:16		North Carolina.....12	9	6	15	-15	-1.25
Virginia.....14	392:32	28:02							

RED ZONE OFFENSE	G	RedZone	Percent	TDs	R/P	FG-AT	Fumb/Int/Downs/Other
Maryland	14	46-53	86.8	34	25/9	12-14	1/0/1/3
Georgia Tech	13	35-41	85.4	26	17/9	9-10	0/3/2/0
Florida State	14	48-58	82.8	35	17/18	13-17	2/1/3/0
Virginia	14	50-61	82.0	40	15/25	10-15	2/2/2/0
Clemson	13	43-53	81.1	29	20/9	14-16	0/1/5/2
NC State	14	53-67	79.1	45	32/13	8-11	4/2/4/1
Wake Forest	13	48-61	78.7	34	32/2	14-20	2/0/5/0
North Carolina	12	20-30	66.7	17	5/12	3-4	2/2/4/1
Duke	12	25-38	65.8	17	6/11	8-14	2/1/4/0

RED ZONE DEFENSE	G	RedZone	Percent	TDs	R/P	FG-AT	Fumb/Int/Downs/Other
NC State	14	26-40	65.0	18	11/7	8-10	1/1/10/0
Maryland	14	32-46	69.6	20	12/8	12-13	2/4/6/1
North Carolina	12	47-63	74.6	42	29/13	5-14	4/1/1/1
Wake Forest	13	35-44	79.5	27	16/11	8-11	2/3/0/1
Clemson	13	42-52	80.8	29	14/15	13-15	1/3/3/1
Virginia	14	52-64	81.2	35	22/13	17-19	5/2/3/0
Georgia Tech	13	35-43	81.4	21	14/7	14-19	0/0/3/0
Florida State	14	37-44	84.1	25	10/15	12-13	2/2/1/1
Duke	12	39-46	84.8	28	17/11	11-14	1/1/2/0

# ACC STATISTICS

RUSHING .....CI	G	Att	Yards	Avg	TD	PG	RECEPTIONS.....CL	G	Rec	Yards	TD	Avg	PG
T.A. McLendon, ST..... FR	12	234	1083	4.6	16	90.2	Sam Aiken, NC ..... SR	12	68	990	4	14.6	5.67
Chris Downs, MD..... SR	13	193	1113	5.8	13	85.6	Kerry Watkins, GT ..... SR	12	66	968	4	14.7	5.50
Alex Wade, DU ..... JR	12	201	979	4.9	4	81.6	Billy McMullen, VA..... SR	13	68	886	3	13.0	5.23
Tarence Williams, WF..... SR	11	170	799	4.7	5	72.6	Anquan Boldin, FS..... JR	13	62	977	12	15.8	4.77
Chris Douglas, DU..... JR	11	131	640	4.9	2	58.2	Jericho Cotchery, ST ..... JR	13	57	1065	6	18.7	4.38
Bernard Rambert, CU..... SR	9	113	485	4.3	6	53.9	Kevin Youngblood, CU ..... JR	12	52	457	2	8.8	4.33
Wali Lundy, VA..... FR	13	174	699	4.0	4	53.8	JJ McKelvey, CU ..... SR	12	50	752	4	15.0	4.17
Nick Maddox, FS ..... SR	11	97	570	5.9	4	51.8	Wali Lundy, VA..... FR	13	53	359	2	6.8	4.08
Chris Barclay, WF..... FR	12	125	621	5.0	8	51.8	Derrick Hamilton, CU..... SO	12	48	530	2	11.0	4.00
Jacque Lewis, NC..... SO	12	130	574	4.4	2	47.8	Will Glover, GT ..... SR	12	47	434	3	9.2	3.92

PASSING.....CI	G	Eff.	Att- Cmp	Int	Pct	Yds	TD	YPG	PUNT RETURN AVG ..... CI	G	Ret	Yds	TD	Avg
Philip Rivers, ST..... JR	13	142.0	381- 239	10	62.7	3125	18	240.4	Steve Suter, MD ..... SO	13	52	676	4	13.0
Matt Schaub, VA..... JR	13	146.9	396- 272	7	68.7	2794	27	214.9	Leon Washington, FS ..... FR	13	30	324	0	10.8
A.J. Suggs, GT ..... JR	12	112.7	356- 206	13	57.9	2202	11	183.5	Derrick Hamilton, CU..... SO	12	33	331	0	10.0
Scott McBrien, MD..... JR	13	143.5	265- 151	10	57.0	2377	15	182.8	Kelley Rhino, GT ..... SR	11	45	447	0	9.9
Adam Smith, DU..... SO	12	118.9	308- 174	9	56.5	2031	12	169.2	Fabian Davis, WF..... SR	12	34	320	1	9.4
Chris Rix, FS ..... SO	11	128.2	225- 118	7	52.4	1684	13	153.1	Marques Hagans, VA..... FR	13	27	193	0	7.1
Charlie Whitehurst, CU..... FR	9	142.9	166- 103	2	62.0	1291	9	143.4	Khary Sharpe, DU ..... SO	11	26	162	0	6.2
James MacPherson, WF..... SR	12	125.5	207- 114	4	55.1	1596	6	133.0	Jericho Cotchery, ST ..... JR	13	19	109	0	5.7
									Michael Waddell, NC..... SR	10	17	72	0	4.2

TOTAL OFFENSE.....CI	G	Rush	Pass	Plys	Yds	YPG	KICK RETURN AVG .....CI	G	Ret	Yds	TD	Avg
Philip Rivers, ST..... JR	13	78	3125	431	3203	246.4	Steve Suter, MD ..... SO	13	21	518	0	24.7
Matt Schaub, VA..... JR	13	56	2794	459	2850	219.2	Wali Lundy, VA..... FR	13	16	373	0	23.3
Scott McBrien, MD..... JR	13	248	2377	346	2625	201.9	Greg Golden, ST ..... SO	12	16	359	0	22.4
A.J. Suggs, GT ..... JR	12	9	2202	407	2211	184.2	Fabian Davis, WF..... SR	12	16	352	0	22.0
Chris Rix, FS ..... SO	11	289	1684	311	1973	179.4	Derrick Hamilton, CU..... SO	12	27	583	0	21.6
Adam Smith, DU..... SO	12	-119	2031	370	1912	159.3	Wallace Wright, NC..... SO	9	29	624	0	21.5
James MacPherson, WF..... SR	12	163	1596	267	1759	146.6	Kerry Watkins, GT ..... SR	12	20	427	0	21.4
Charlie Whitehurst, CU..... FR	9	-14	1291	199	1277	141.9	Ronnie Elliott ,DU ..... FR	12	17	294	0	17.3
T.A. McLendon, ST..... FR	12	1083	0	234	1083	90.2						
Chris Downs, MD..... SR	13	1113	0	193	1113	85.6						

SCORING .....CI	G	TD	XPT	FG	PTS	PG	INTERCEPTIONS..... CI	G	Int	Yds	TD	Int/G
Nick Novak, MD..... SO	13	0	50	21	113	8.7	Justin Miller, CU..... FR	12	7	48	0	0.58
Xavier Beitia, FS..... SO	13	0	50	19	107	8.2	Brian Mance, CU ..... SR	12	6	1	0	0.50
T.A. McLendon, ST..... FR	12	16	0	0	96	8.0	Jeremy Muyres, GT..... SR	12	5	37	0	0.42
Aaron Hunt, CU ..... JR	11	0	36	17	87	7.9	D. Foxworth, MD..... SO	13	5	64	0	0.38
Chris Downs, MD..... SR	13	15	0	0	90	6.9	Madieu Williams, MD..... JR	13	4	0	0	0.31
Matt Wisnosky, WF..... SO	12	0	28	16	76	6.3	Stanford Samuels, FS ..... JR	12	3	91	1	0.25
Luke Manget, GT..... SR	11	0	26	12	62	5.6	Quintin Williams, WF..... JR	12	3	49	0	0.25
Anquan Boldin, FS..... JR	13	12	0	0	72	5.5	Alex Green, DU ..... SO	12	3	31	0	0.25
Ovie Mughelli, WF..... SR	12	11	0	0	66	5.5	Terrell Smith, DU ..... JR	12	3	17	0	0.25
Brent Garber, DU..... JR	12	0	21	14	63	5.2	Eric King, WF..... SO	12	3	16	0	0.25

ALL-PURPOSE .....CI	G	Rush	Rec	PR	KOR	Yards	Yd/G	PUNTING..... CI	G	Punt	Yds	Avg
Derrick Hamilton, CU..... SO	12	208	530	331	583	1652	137.7	Brooks Barnard, MD..... SR	13	52	2222	42.7
Fabian Davis, WF..... SR	12	381	548	320	352	1601	133.4	Chris Morehouse, GT ..... SR	9	31	1305	42.1
Steve Suter, MD ..... SO	13	82	305	676	518	1581	121.6	Chance Gwaltney, FS..... SR	13	67	2660	39.7
Kerry Watkins, GT ..... SR	12	39	968	0	427	1434	119.5	Dan Dyke, GT..... SR	10	36	1429	39.7
T.A. McLendon, ST..... FR	12	1083	338	0	0	1421	118.4	Trey McDonald, DU ..... SO	10	49	1923	39.2
Wali Lundy, VA..... FR	13	699	359	0	373	1431	110.1	Wynn Kopp, CU..... SR	12	57	2110	37.0
Jericho Cotchery, ST ..... JR	13	8	1065	109	91	1273	97.9	Tom Hagan, VA..... FR	13	61	2246	36.8
Chris Downs, MD..... SR	13	1113	159	0	0	1272	97.8	Austin Herbert, ST..... JR	13	56	2052	36.6
Alex Wade, DU ..... JR	12	979	159	0	0	1138	94.8	John Lafferty, NC..... JR	12	61	2235	36.6
Chris Douglas, DU..... JR	11	640	254	0	125	1019	92.6					

RECEIVING YARDS .....CI	G	Rec	Yards	TD	Avg.	YPG	FIELD GOALS ..... CI	G	FG	LP	Pct	PG
Sam Aiken, NC ..... SR	12	68	990	4	14.6	82.5	Nick Novak, MD..... SO	13	21	25	84.0	1.62
Jericho Cotchery, ST ..... JR	13	57	1065	6	18.7	81.9	Aaron Hunt, CU ..... JR	11	17	21	81.0	1.55
Kerry Watkins, GT ..... SR	12	66	968	4	14.7	80.7	Xavier Beitia, FS..... SO	13	19	28	67.9	1.46
Anquan Boldin, FS..... JR	13	62	977	12	15.8	75.2	Matt Wisnosky, WF..... SO	12	16	24	66.7	1.33
Billy McMullen, VA..... SR	13	68	886	3	13.0	68.2	Brent Garber, DU..... JR	12	14	25	56.0	1.17
JJ McKelvey, CU ..... SR	12	50	752	4	15.0	62.7	Luke Manget, GT..... SR	11	12	17	70.6	1.09
Talman Gardner, FS ..... SR	13	37	619	8	16.7	47.6	Dan Orner, NC..... JR	12	9	14	64.3	0.75
Scooter Monroe, MD ..... SR	13	37	614	2	16.6	47.2	Kurt Smith, VA ..... FR	13	7	12	58.3	0.54
Fabian Davis, WF..... SR	12	35	548	0	15.7	45.7	Adam Kiker, ST..... JR	11	5	7	71.4	0.45
Derrick Hamilton, CU..... SO	12	48	530	2	11.0	44.2	Austin Herbert, ST..... JR	13	5	9	55.6	0.38

# THE ACC

## A Tradition of Excellence

**C**onsistency. It's the mark of true excellence in any endeavor.

However, in today's intercollegiate athletics, competition has become so balanced and so competitive that it is virtually impossible to maintain a high level of consistency.

Yet the Atlantic Coast Conference has defied the odds. Having celebrated its 50th year of competition a year ago, the ACC has long enjoyed the reputation as one of the strongest and most competitive intercollegiate conferences in the nation.

Since the league's inception in 1953, ACC schools have captured 88 national championships, including 44 in women's competition and 44 in men's. NCAA individual titles have been won by ACC student-athletes 114 times in men's competition and 51 times in women's action.

The conference had an immediate impact on the national college football scene in the fall of 1953 when Maryland captured the first of what would eventually be four national football titles for the ACC. Clemson laid claim to the league's second national title in 1981, Georgia Tech followed suit in 1990 while Florida State pocketed the ACC's fourth and fifth national titles in 1994 and 1999.

The nine schools that take to the field this fall under the ACC banner have produced 386 first or second team gridiron All-Americans and 61 first-team academic all-Americans.

ACC teams have had 1,520 players selected in the annual professional football draft, including 113 first round selections. A year ago, the nine ACC institutions had 145 former players on NFL rosters during the regular season or playoffs.

The ACC is the nation's winningest bowl conference as the nine current teams are a combined 92-82-5 (.528) in post-season play.

A year ago, the ACC set an NCAA record when seven of its nine teams (78 percent) received bowl bids. Over the past two years, 13 of a possible 18 ACC teams (72 percent) have received bowl bids.

Georgia Tech and Florida State are among the nation's winningest bowl teams. Among teams with 20 or more bowl appearances, the Yellow Jackets stand with a 20-11 (.645) post-season record, while the Seminoles are fifth at 18-11-2 (.633).

Last season, the ACC had one consensus all-America and over the past five years has produced 25 consensus all-Americans.

For the third straight year, the ACC set new attendance marks in football. Over 58 home games, ACC teams drew 2,944,936 fans, breaking the existing record of 2,776,724 set in 2001. In addition, in its 50th season, the ACC averaged over 50,000 fans per game for the first time, breaking the mark of 49,673 set one year earlier.

### 2002-03 In Review

**D**uring the 2002-03 academic year, the ACC won three national team titles and nine individual NCAA crowns. The conference has won 45 national team titles over the last 13 years. The ACC's 2002-03 national champions were Wake Forest in field hockey, Virginia in men's lacrosse and Clemson in men's golf. Overall, 95 ACC teams took part in post-season play and compiled an 84-64 record. Twenty eight ACC teams finished their season with a Top 10 national ranking.

### The Championships

**T**he ACC will conduct championship competition in 25 sports during in 2003-04, including 12 for men and 13 for women.

The first ACC championship was held in swimming on February 25, 1954 at NC State. The 12 sports for men include football, cross country, soccer, basketball, swimming, indoor and outdoor track, wrestling, baseball, tennis, golf and lacrosse.

Women's sports were initiated in 1977 with the first championship held in tennis at Wake Forest,



*On May 8, 1953, the Atlantic Coast Conference was formed in Greensboro, N.C. In the 50 years since, the league has developed into a national leader in intercollegiate athletics. During the 2002-03 season, the ACC commemorated 50 years of excellence in intercollegiate athletics. Fiftieth Anniversary Teams were selected in all of the conference's sports.*

*Former Tech standouts Ken Swilling, Marco Coleman and Joe Hamilton were named to the ACC 50th Anniversary Football Team.*

## ACC MEMBERS

**CLEMSON**—Charter member of the SIAA in 1894, charter member of the SC in 1921, charter member of the ACC in 1953.

**DUKE**—Joined the SC in December, 1928; charter member of the ACC in 1953.

**FLORIDA STATE**—Charter member of the Dixie Conference in 1948, joined the Metro Conference in July, 1976; joined the ACC September 15, 1990.

**GEORGIA TECH**—Charter member of the SIAA in 1894, charter member of the SC in 1921, charter member of the SEC in 1932, joined the ACC in July, 1979.

**MARYLAND**—Charter member of the SC in 1921, charter member of the ACC in 1953.

**NORTH CAROLINA**—Charter member of the SIAA in 1894, charter member of the SC in 1921, charter member of the ACC in 1953.

**NC STATE**—Charter member of the SC in 1921, charter member of the ACC in 1953.

**VIRGINIA**—Charter member of the SIAA in 1894, charter member of the SC in 1921, resigned from SC in December 1936, joined the ACC in December, 1953.

**WAKE FOREST**—Joined the SC in February, 1936, charter member of the ACC in 1953.

October 6-8. Championships for women are now conducted in cross country, volleyball, field hockey, soccer, basketball, swimming, indoor and outdoor track, tennis, golf, lacrosse, softball and rowing.

### A History

**T**he Atlantic Coast Conference was founded on May 8, 1953, at the Sedgefield Inn near Greensboro, N.C. when the seven charter members—Clemson, Duke, Maryland, North Carolina, North Carolina State, South Carolina and Wake Forest—withdrawed from the Southern Conference. On June 14, 1953, those seven schools met in Raleigh, N.C., where a set of by-laws was adopted and the name officially became the Atlantic Coast Conference, which was suggested by Duke's Eddie Cameron and unanimously approved.

On December 4, 1953, conference officials met again at Sedgefield and officially admitted Virginia. The first, and only, withdrawal of a school from the ACC came on June 30, 1971 when South Carolina tendered its resignation.

The conference operated with seven members until April 3, 1978, when Georgia Tech was admitted. The Atlanta school withdrew from the Southeastern Conference in January of 1964.

The ACC expanded to nine members on July 1, 1991, with the addition of Florida State.

# BOWL SCHEDULE

BOWL (Site)	DATE / TIME	STADIUM (Capacity)	TIE-INS	TV	LAST SEASON'S RESULT
<b>NEW ORLEANS</b> New Orleans, La.	Tue., Dec. 16 7 p.m.	Louisiana Superdome (75,000)	Sun Belt C-USA	ESPN2	North Texas 24 Cincinnati 19
<b>GMAC</b> Mobile, Ala.	Thu., Dec. 18 7:30 p.m.	Ladd Peebles Stadium (42,000)	C-USA MAC or WAC	ESPN2	Marshall 38 Louisville 15
<b>MAZDA TANGERINE</b> Orlando, Fla.	Mon., Dec. 22 5:30 p.m.	Citrus Bowl (70,000)	ACC Big 12	ESPN	Texas Tech 55 Clemson 15
<b>FORTH WORTH</b> Fort Worth, Texas	Tue., Dec. 23 7:30 p.m.	Amon Carter Stadium (46,000)	Big 12 C-USA	ESPN	First Year
<b>LAS VEGAS</b> Las Vegas, Nev.	Wed., Dec. 24 7:30 p.m.	Sam Boyd Stadium (40,000)	Mountain West Pac-10	ESPN	UCLA 27 New Mexico 13
<b>CONAGRA FOODS HAWAII</b> Honolulu, Hi.	Thu., Dec. 25 8 p.m.	Aloha Stadium (50,000)	C-USA WAC	ESPN	Tulane 36 Hawaii 28
<b>MOTOR CITY</b> Detroit, Mich.	Fri., Dec. 26 5 p.m.	Ford Field (80,368)	MAC Big Ten	ESPN	Boston College 51 Toledo 25
<b>INSIGHT</b> Phoenix, Ariz.	Fri., Dec. 26 8:30 p.m.	Banc One Ballpark (50,000)	Big East Pac-10	ESPN	Pittsburgh 38 Oregon State 13
<b>CONTINENTAL TIRE</b> Charlotte, N.C.	Sat., Dec. 27 11 a.m.	Ericsson Stadium (72,350)	ACC Big East	ESPN2	Virginia 48 West Virginia 22
<b>ALAMO</b> San Antonio, Texas	Mon., Dec. 29 9 p.m.	Alamodome (65,000)	Big Ten Big 12	ESPN	Wisconsin 31 Colorado 28
<b>HOUSTON</b> Houston, Texas	Tue., Dec. 30 4:30 p.m.	Reliant Stadium (69,500)	Big 12 SEC	ESPN	Oklahoma State 33 Southern Miss 23
<b>PACIFIC LIFE HOLIDAY</b> San Diego, Calif.	Tue., Dec. 30 8 p.m.	Qualcomm Stadium (70,000)	Big 12 Pac-10	ESPN	Kansas State 34 Arizona State 27
<b>SILICON VALLEY</b> San Jose, Calif.	Tue., Dec. 30 10:30 p.m.	Spartan Stadium (30,578)	WAC Pac-10	ESPN2	Fresno State 30 Georgia Tech 21
<b>GAYLORD HOTELS MUSIC CITY</b> Nashville, Tenn.	Wed., Dec. 31 12 noon	Adelphia Coliseum (67,000)	SEC Big 10	ESPN	Minnesota 29 Arkansas 14
<b>SUN</b> El Paso, Texas	Wed., Dec. 31 2 p.m.	Sun Bowl (51,171)	Big Ten Pac-10	CBS	Purdue 34 Washington 24
<b>AXA LIBERTY</b> Memphis, Tenn.	Wed., Dec. 31 3:30 p.m.	Liberty Bowl Memorial (62,921)	C-USA Mountain West	ESPN	TCU 17 Colorado State 3
<b>MAINSTAY INDEPENDENCE</b> Shreveport, La.	Wed., Dec. 31 7:30 p.m.	Independence Stadium (50,459)	SEC Big 12	ESPN	Mississippi 27 Nebraska 23
<b>DIAMOND WALNUT SAN FRANCISCO</b> San Francisco, Calif.	Wed., Dec. 31 10:30 p.m.	Pacific Bell Park (40,000)	Big East Mountain West	ESPN2	Virginia Tech 20 Air Force 13
<b>OUTBACK</b> Tampa, Fla.	Thu., Jan. 1 11 a.m.	Raymond James Stadium (65,005)	SEC Big Ten	ESPN	Michigan 38 Florida 30
<b>TOYOTA GATOR</b> Jacksonville, Fla.	Thu., Jan. 1 12:30 p.m.	Alltel Stadium (76,940)	ACC Big East	NBC	NC State 28 Notre Dame 6
<b>CAPITAL ONE</b> Orlando, Fla.	Thu., Jan. 1 1 p.m.	Citrus Bowl (70,000)	SEC Big Ten	ABC	Auburn 13 Penn State 9
<b>ROSE</b> Pasadena, Calif.	Thu., Jan. 1 5 p.m.	Rose Bowl (93,000)	BCS	ABC	Oklahoma 34 Washington State 14
<b>FEDEX ORANGE</b> Miami, Fla.	Thu., Jan. 1 8:30 p.m.	Pro Player Stadium (75,192)	BCS	ABC	Southern Cal 38 Iowa 17
<b>SBC COTTON</b> Dallas, Texas	Fri., Jan. 2 2 p.m.	Cotton Bowl (68,252)	SEC Big 12	FOX	Texas 35 LSU 20
<b>CHICK-FIL-A PEACH</b> Atlanta, Ga.	Fri., Jan. 2 4:30 p.m.	Georgia Dome (71,228)	SEC ACC	ESPN	Maryland 30 Tennessee 3
<b>TOSTITOS FIESTA</b> Tempe, Ariz.	Fri., Jan. 2 8 p.m.	Sun Devil Stadium (73,471)	BCS	ABC	Ohio State 31 (2 ot) Miami 24
<b>HUMANITARIAN</b> Boise, Idaho	Sat., Jan. 3 12 noon	Bronco Stadium (30,000)	ACC WAC	ESPN	Boise State 34 Iowa State 16
<b>NOKIA SUGAR</b> New Orleans, La.	Sun., Jan. 4 8 p.m.	Louisiana Superdome (75,000)	BCS Title Game	ABC	Georgia 26 Florida State 13

# SCOUTING REPORTS

## BRIGHAM YOUNG

Aug. 28 • LaVell Edwards Stadium  
Provo, Utah

### GENERAL INFORMATION

Location: Provo, Utah  
Enrollment: 32,122  
Founded: 1875  
Nickname: Cougars  
Colors: Dark Blue, White and Tan  
Conference: Mountain West  
Stadium: LaVell Edwards Stadium (65,000)  
Surface: Natural grass  
President: Dr. Cecil O. Samuelson  
Director of Athletics: Q. Val Hale



Head Coach  
Gary Crowton

### 2003 OUTLOOK

Offensive Formation: Multiple  
Defensive Formation: 4-3  
Lettermen Returning/Lost: 50/14  
Starters Returning/Lost: 8/14  
Off./Def./Spec. Starters Returning: 6/11/0  
2002 Record: 5-7, 2-5 MWC (7th)  
Series Record: Tech leads 1-0  
Last Meeting: 2002, Tech 28, BYU 19



Aaron  
Francisco

### COACHING STAFF

Head Coach: Gary Crowton (BYU, 1983)  
Record at BYU: 17-9 (3rd year)  
Career Record: 38-22 (6th year)  
Office Phone: (801) 422-2916  
Assistant Coaches: Lance Reynolds, Assistant Head Coach/Offensive Line;  
Todd Bradford, Offensive Coordinator/Receivers; Bronco Mendenhall,  
Defensive Coordinator/Safeties; Barry Lamb, Linebackers; Paul Tidwell,  
Special Teams Coordinator/Running Backs; Robbie Bosco, Offensive  
Coordinator/Quarterbacks; Mike Empey, Recruiting Coordinator/Tight  
Ends; Brian Mitchell, Cornerbacks; Steve Kaufusi, Defensive Line

### SPORTS INFORMATION STAFF

SID Phone: (801) 422-4909  
SID: Jeff Reynolds  
e-mail: jeff\_reynolds@byu.edu  
Mailing Address: 30 SFH; Provo, Utah, 84602  
Press Box Phone: (801) 378-2609  
SID Fax: (801) 422-0633  
Home Phone: (801) 798-9221  
Website: www.byucougars.com

### 2003 SCHEDULE

Aug. 28 Georgia Tech  
Sept. 6 at Southern California  
Sept. 13 at New Mexico  
Sept. 20 Stanford  
Sept. 27 Air Force  
Oct. 4 at San Diego State  
Oct. 9 Colorado State  
Oct. 18 at Wyoming  
Oct. 25 at UNLV  
Oct. 31 Boise State  
Nov. 15 at Notre Dame  
Nov. 22 Utah

### 2002 RESULTS

hW 42-21 Syracuse  
hW 35-32 Hawaii  
aL 28-31 Nevada  
aL 19-28 Georgia Tech  
aW 35-34 Utah State  
aL 9-52 Air Force  
hL 3-24 UNLV  
aL 10-37 Colorado State  
hW 34-10 San Diego State  
hW 35-31 Wyoming  
hL 16-20 New Mexico  
aL 6-13 Utah

## AUBURN

Sept. 6 • Bobby Dodd Stadium/  
Grant Field • Atlanta, Ga.

### GENERAL INFORMATION

Location: Auburn, Ala.  
Enrollment: 21,775  
Founded: 1856  
Nickname: Tigers  
Colors: Burnt Orange and Navy Blue  
Conference: Southeastern (West)  
Stadium: Jordan-Hare Stadium (86,063)  
Surface: Natural grass  
President: Dr. William Walker  
Director of Athletics: David Housel



Head Coach  
Tommy Tuberville

### 2003 OUTLOOK

Offensive Formation: Offense  
Defensive Formation: 4-3  
Lettermen Returning/Lost: 48/17  
Starters Returning/Lost: 16/6  
Off./Def./Spec. Starters Returning: 8/8/3  
2002 Record: 9-4, 5-3 SEC  
2002 Bowl: Capital One Bowl (d. Penn State, 13-9)  
Series Record: 47-39-4  
Last Meeting: 1987, Auburn 20, Tech 10



Karlos Dansby

### COACHING STAFF

Head Coach: Tommy Tuberville  
Record at Auburn: 30-19 (5th year)  
Career Record: 55-39 (9th year)  
Office Phone: (334) 844-9800  
Assistant Coaches: Hugh Nall, Offensive Coordinator/Offensive Line; Gene  
Chizik, Defensive Coordinator/Secondary; Steve Ensminger, Quarterbacks;  
Eddie Gran, Running Backs/Special Teams; Greg Knox, Wide Receivers/  
Recruiting Coordinator; Phillip Lolley, Secondary; Joe Whitt, Linebackers;  
Terry Price, Defensive Ends; Don Dunn, Defensive Tackles, Noseguards

### SPORTS INFORMATION STAFF

SID Phone: (334) 844-9800  
SID: Meredith Jenkins  
e-mail: heinsml@auburn.edu  
Assistant: Kirk Sampson  
Address: P.O. Box 351, Auburn, Ala. 36830  
Press Box Phone: (334) 844-0856  
SID Fax: (334) 844-9807  
Home Phone: (334) 821-6981  
Website: www.auburntigers.com

### 2003 SCHEDULE

Aug. 30 Southern California  
Sept. 6 at Georgia Tech  
Sept. 13 at Vanderbilt  
Sept. 27 Western Kentucky  
Oct. 4 Tennessee  
Oct. 11 at Arkansas  
Oct. 18 Mississippi State  
Oct. 25 at LSU  
Nov. 1 Louisiana-Monroe  
Nov. 8 Mississippi  
Nov. 15 at Georgia  
Nov. 22 Alabama

### 2002 RESULTS

aL 17-24 Southern California  
hW 56-0 Western Carolina  
hW 31-6 Vanderbilt  
aW 42-14 Mississippi State  
hW 37-34 Syracuse (3ot)  
hL 17-38 Arkansas  
aL 23-30 Florida (ot)  
hW 31-7 LSU  
aW 31-24 Mississippi  
hW 52-14 Louisiana-Monroe  
hL 21-24 Georgia  
aW 17-7 Alabama  
nW 13-9 Penn State

# SCOUTING REPORTS

## FLORIDA STATE

Sept. 13 • Doak Campbell Stadium  
Tallahassee, Fla.

### GENERAL INFORMATION

Location: Tallahassee, Fla.  
Enrollment: 36,683  
Founded: 1851  
Symbol: Seminoles  
Colors: Garnet and Gold  
Conference: Atlantic Coast  
Stadium: Doak S. Campbell (82,000)  
Surface: Natural grass (PAT)  
President: Dr. T.K. Wetherell  
Director of Athletics: Dave Hart, Jr.



Head Coach  
Bobby Bowden

### 2003 OUTLOOK

Offensive Formation: Pro Set  
Defensive Formation: 4-3  
Lettermen Returning/Lost: 47/21  
Starters Returning/Lost: 15/9  
Off./Def./Spec. Starters Returning: 4/10/1  
2002 Record: 9-5, 7-1 ACC  
2002 Bowl: Nokia Sugar Bowl (I. Georgia, 13-26)  
Series Record: FSU leads 11-7-1  
Last Meeting: 2002, FSU 21, Tech 13



Greg Jones

### COACHING STAFF

Head Coach: Bobby Bowden (Howard '53)  
Record at Florida State: 259-64-4 (28th year)  
Career Record: 332-95-4 (37th year)  
Phone: (850) 644-7005  
Assistant Coaches: Jody Allen, Defensive Ends; Mickey Andrews, Associate Head Coach/Defensive Coordinator/Secondary; Jeff Bowden, Offensive Coordinator/Wide Receivers; Daryl Dickey, Quarterbacks; Odell Haggins, Defensive Tackles; Jimmy Heggins, Offensive Line; Kevin Steele, Linebackers; John Lilly, Tight Ends/Recruiting Coordinator; Billy Sexton, Assistant Head Coach/Running Backs

### SPORTS INFORMATION STAFF

SID Phone: (850) 644-1403  
SID: Rob Wilson  
e-mail: rlwilson@mailers.fsu.edu  
Assistant: Jeff Purinton  
Mailing Address: P.O. Box 2195, Tallahassee, Fla. 32316  
Press Box Phone: 850-644-4057  
SID Fax: (850) 644-3820  
Home Phone: (850) 894-5801  
Website: www.seminoles.com  
e-mail: jpurinto@mailers.fsu.edu

### 2003 SCHEDULE

Aug. 30 at North Carolina  
Sept. 6 Maryland  
Sept. 13 Georgia Tech  
Sept. 20 Colorado  
Sept. 27 at Duke  
Oct. 11 Miami  
Oct. 18 at Virginia  
Oct. 25 Wake Forest  
Nov. 1 at Notre Dame  
Nov. 8 at Clemson  
Nov. 15 NC State  
Nov. 29 at Florida

### 2002 RESULTS

nW 38-31 Iowa State  
hW 40-19 Virginia  
aW 37-10 Maryland  
hW 48-17 Duke  
aL 20-26 Louisville (ot)  
hW 48-31 Clemson  
aL 27-28 Miami  
hL 24-34 Notre Dame  
aW 34-21 Wake Forest  
aW 21-13 Georgia Tech  
hW 40-14 North Carolina  
aL 7-17 NC State  
hW 31-14 Florida  
nL 13-26 Georgia

## CLEMSON

Sept. 20 • Bobby Dodd Stadium/  
Grant Field • Atlanta, Ga.

### GENERAL INFORMATION

Location: Clemson, S.C.  
Enrollment: 16,876  
Founded: 1889  
Nickname: Tigers  
Colors: Burnt Orange and Northwest Purple  
Conference: Atlantic Coast  
Stadium: Clemson Memorial Stadium (81,473)  
Surface: Natural grass  
President: James F. Barker  
Director of Athletics: Terry Don Phillips



Head Coach  
Tommy Bowden

### 2003 OUTLOOK

Offensive Formation: Multiple  
Defensive Formation: Multiple  
Lettermen Returning/Lost: 44/13  
Starters Returning/Lost: 12/12  
Off./Def./Spec. Starters Returning: 7/4/1  
2002 Record: 7-6, 4-4 ACC  
2002 Bowl: Tangerine Bowl (I. Texas Tech 15-55)  
Series Record: Tech leads 43-21-2  
Last Meeting: 2002, Clemson 24, Tech 19



John Leake

### COACHING STAFF

Head Coach: Tommy Bowden (West Virginia '77)  
Record at Clemson: 29-20 (5th year)  
Career Record: 47-24 (7th year)  
Office Phone: (864) 656-2796  
Assistant Coaches: Brad Scott, Assistant Head Coach/Offensive Coordinator/  
Tight Ends; Mike O'Cain, Quarterbacks; David Blackwell, Recruiting  
Coordinator/Linebackers; Burton Burns, Running Backs; Ron West,  
Offensive Line; John Lovett, Defensive Coordinator/Secondary; Thielen  
Smith, Defensive Line; Rodney Allison, Defensive Ends; Jack Hines,  
Linebackers; Dabo Swinney, Wide Receivers

### SPORTS INFORMATION STAFF

SID Phone: (864) 656-2114  
SID: Tim Bourret  
e-mail: btimoth@clemson.edu  
Mailing Address: 100 Perimeter Road, Clemson, S.C. 29634  
Press Box Phone: (864) 654-3326  
SID Fax: (864) 656-0299  
Home Phone: (864) 888-3490  
Website: www.clemsontigers.com

### 2003 SCHEDULE

Aug. 30 Georgia  
Sept. 6 Furman  
Sept. 13 Middle Tenn. St.  
Sept. 20 at Georgia Tech  
Oct. 4 at Maryland  
Oct. 11 Virginia  
Oct. 18 at NC State  
Oct. 25 North Carolina  
Nov. 1 at Wake Forest  
Nov. 8 Florida State  
Nov. 15 Duke  
Nov. 22 at South Carolina

### 2002 RESULTS

aL 28-31 Georgia  
hW 33-13 Louisiana Tech  
hW 24-19 Georgia Tech  
hW 30-7 Ball St.  
aL 31-48 Florida State  
aL 17-22 Virginia  
hW 31-23 Wake Forest  
hL 6-38 NC State  
aW 34-31 Duke  
aW 42-12 North Carolina  
hL 12-30 Maryland  
hW 27-20 South Carolina  
nL 15-55 Texas Tech

# SCOUTING REPORTS

## VANDERBILT

Sept. 27 • Vanderbilt Stadium  
Nashville, Tenn.

### GENERAL INFORMATION

Location: Nashville, Tennessee  
Enrollment: 6,241  
Founded: 1873  
Nickname: Commodores  
Colors: Black and Gold  
Conference: Southeastern  
Stadium: Vanderbilt (39,773)  
Surface: Natural grass  
Chancellor: E. Gordon Gee  
Director of Athletics: Todd Turner



Head Coach  
Bobby Johnson



Jay Cutler

### 2003 OUTLOOK

Offensive Formation: Basic I Formation  
Defensive Formation: 4-3  
Lettermen Returning/Lost: 48/21  
Starters Returning/Lost: 15/12  
Off./Def./Spec. Starters Returning: 6/6/3  
2002 Record: 2-10, 0-8 SEC  
Series Record: Tech leads 17-15-3  
Last Meeting: 2002, Tech 45, Vanderbilt 3

### COACHING STAFF

Head Coach: Bobby Johnson  
Record at Vanderbilt: 2-10 (2nd year)  
Career Record: 62-46 (10th year)  
Office Phone: (315) 443-4817  
Assistant Coaches: Ted Cain, Offensive Coordinator/Tight Ends; Bruce Fowler, Defensive Coordinator; Robbie Caldwell, Assistant Head Coach/Offensive Line; David Turner, Recruiting Coordinator/Defensive Line; Warren Berlin, Linebackers; Jamie Bryant, Defensive Backs; Charles Fisher, Running Backs; J.D. Hall, Wide Receivers; Jimmy Kiser, Quarterbacks

### SPORTS INFORMATION STAFF

SID Phone: (615) 332-4121  
SID: Larry Leathers  
e-mail: larry.leathers@vanderbilt.edu  
Address: Box 120158, Nashville, Tenn., 37212  
Press Box Phone: (615) 320-0436  
SID Fax: (615) 343-7064  
Home Phone: (615) 221-8605  
Website: www.vucommodores.com

### 2003 SCHEDULE

Aug. 30 Mississippi  
Sept. 6 Tenn. Chattanooga  
Sept. 13 Auburn  
Sept. 20 at TCU  
Sept. 27 Georgia Tech  
Oct. 4 at Mississippi State  
Oct. 11 Navy  
Oct. 18 Georgia  
Oct. 25 at South Carolina  
Nov. 8 at Florida  
Nov. 15 Kentucky  
Nov. 22 at Tennessee

### 2002 RESULTS

aL 3-45 Georgia Tech  
hW 49-18 Furman  
aL 6-13 Auburn  
aL 38-45 Mississippi  
hL 14-20 South Carolina  
hL 20-21 MTSU  
aL 17-48 Georgia  
hW 28-24 Connecticut  
hL 8-30 Alabama  
hL 17-21 Florida  
aL 21-41 Kentucky  
hL 0-24 Tennessee

## NC STATE


Oct. 4 • Bobby Dodd Stadium/  
Grant Field • Atlanta, Ga.

### GENERAL INFORMATION

Location: Raleigh, N.C.  
Enrollment: 29,286  
Founded: 1887  
Nickname: Wolfpack  
Colors: Red and White  
Conference: Atlantic Coast  
Stadium: Carter-Finley Stadium (51,500)  
Surface: Natural grass  
President: Dr. Marye Anne Fox  
Director of Athletics: Lee Fowler



Head Coach  
Chuck Amato



Philip Rivers

### 2003 OUTLOOK

Offensive Formation: Multiple  
Defensive Formation: 4-3  
Lettermen Returning/Lost: 39/17  
Starters Returning/Lost: 14/10  
Off./Def./Spec. Starters Returning: 7/5/2  
2002 Record: 11-3, 5-3 ACC  
2002 Bowl: Toyota Gator Bowl (d. Notre Dame, 28-6)  
Series Record: Tech leads 14-8  
Last Meeting: 2002, Tech 24, NC State 17

### COACHING STAFF

Head Coach: Chuck Amato (NC State '69)  
Record at NC State: 26-12 (4th year)  
Career Record: 26-12 (4th year)  
Office Phone: (919) 515-2114  
Assistant Coaches: Doc Holliday, Assistant Head Coach/Wide Receivers; Noel Mazzone, Offensive Coordinator; Curt Cignetti, Tight Ends; Michael Canales, Quarterbacks; Joe Pate, Defensive Line; Chris Demarest, Defensive Backs; Manny Diaz, Linebackers; Greg Williams, Secondary; Dick Portee, Running Backs; Mike Barry, Offensive Line

### SPORTS INFORMATION STAFF

SID Phone: (919) 515-2101  
SID: Annabelle Vaughan  
e-mail: annabelle\_vaughan@ncsu.edu  
Assistant: TBA  
Mailing Address: Athletic Media Relations, P.O. Box 8501, Raleigh, N.C. 27695  
Press Box Phone: (919) 515-3393  
SID Fax: (919) 515-2898  
Home Phone: (919) 858-9763  
Website: www.GoPack.com

### 2003 SCHEDULE

Aug. 30 Western Carolina  
Sept. 6 at Wake Forest  
Sept. 13 at Ohio State  
Sept. 20 Texas Tech  
Sept. 27 North Carolina  
Oct. 4 at Georgia Tech  
Oct. 11 Connecticut  
Oct. 18 Clemson  
Oct. 25 at Duke  
Nov. 1 Virginia  
Nov. 15 at Florida State  
Nov. 22 Maryland

### 2002 RESULTS

hW 34-14 New Mexico  
hW 34-0 East Tenn. St.  
aW 65-19 Navy  
hW 32-13 Wake Forest  
aW 51-48 Texas Tech (ot)  
hW 56-24 Massachusetts  
aW 34-17 North Carolina  
hW 24-22 Duke  
aW 38-6 Clemson  
hL 17-24 Georgia Tech  
aL 21-24 Maryland  
aL 9-13 Virginia  
hW 17-7 Florida State  
nW 28-6 Notre Dame



# SCOUTING REPORTS

## WAKE FOREST

Oct. 11 • Groves Stadium  
Winston-Salem, N.C.

### GENERAL INFORMATION

Location: Winston-Salem, N.C.  
Enrollment: 3,950  
Founded: 1834  
Nickname: Demon Deacons  
Colors: Old Gold and Black  
Conference: Atlantic Coast  
Stadium: Groves Stadium (31,500)  
Surface: Natural grass  
President: Dr. Thomas K. Hearn, Jr.  
Director of Athletics: Ron Wellman



Head Coach  
Jim Grobe

### 2003 OUTLOOK

Offensive Formation: I-Pro  
Defensive Formation: 3-4  
Lettermen Returning/Lost: 39/16  
Starters Returning/Lost: 12/12  
Off./Def./Spec. Starters Returning: 3/7/2  
2002 Record: 7-6, 3-5 ACC  
2002 Bowl: Seattle Bowl (d. Oregon, 38-17)  
Series Record: Tech leads 18-7  
Last Meeting: 2002, Wake 24, Tech 21



Tyson Clabo

### COACHING STAFF

Head Coach: Jim Grobe (Virginia, '75)  
Record at Wake Forest: 13-11 (3rd year)  
Career Record: 46-44-1 (9th year)  
Office Phone: (336) 758-5631  
Assistant Coaches: Keith Henry, Cornerbacks; Dean Hood, Defensive Coordinator/Safeties; Brad Lambert, Linebackers; Steed Lobotzke, Offensive Coordinator/Offensive Line; Ray McCartney, Recruiting Coordinator/Defensive Line; Billy Mitchell, Assistant Head Coach/Running Backs/Kickers; Jeff Mullen, Quarterbacks; Kevin Sherman, Receivers; Tom Elrod, Tight Ends/Fullbacks/Punt Team

### SPORTS INFORMATION STAFF

SID Phone: (336) 758-5640  
SID: Dean Buchan  
e-mail: buchandw@wfu.edu  
Assistant: Joanna Sparkman  
Mailing Address: P.O. Box 7426, Winston-Salem, N.C. 27109  
Press Box Phone: (336) 727-2945  
SID Fax: (336) 758-5140  
Home Phone: (336) 287-8954  
Website: wakeforestsports.com  
e-mail: sparkmjj@wfu.edu

### 2003 SCHEDULE

Aug. 30 at Boston College  
Sept. 6 NC State  
Sept. 13 Purdue  
Sept. 20 East Carolina  
Sept. 27 at Virginia  
Oct. 11 Georgia Tech  
Oct. 18 at Duke  
Oct. 25 at Florida State  
Nov. 1 Clemson  
Nov. 8 at North Carolina  
Nov. 15 Connecticut  
Nov. 29 Maryland

### 2002 RESULTS

aL 41-42 Northern Illinois (ot)  
hW 27-22 East Carolina  
aL 13-32 NC State  
aW 24-21 Purdue  
hL 34-38 Virginia  
aW 24-21 Georgia Tech  
hW 36-10 Duke  
aL 23-31 Clemson  
hW 31-0 North Carolina  
hL 21-34 Florida State  
hW 30-27 Navy  
aL 14-32 Maryland  
nW 38-17 Oregon

## MARYLAND

Oct. 26 • Bobby Dodd Stadium/  
Grant Field • Atlanta, Ga.

### GENERAL INFORMATION


Location: College Park, Md.  
Enrollment: 34,801  
Founded: 1807  
Nickname: Terrapins, Terps  
Colors: Red, White, Black and Gold  
Conference: Atlantic Coast  
Stadium: Byrd Stadium (48,055)  
Surface: Natural grass  
President: Dr. C.D. Mote, Jr.  
Director of Athletics: Deborah A. Yow



Head Coach  
Ralph Friedgen

### 2003 OUTLOOK

Offensive Formation: Multiple  
Defensive Formation: Multiple  
Lettermen Returning/Lost: 56/11  
Starters Returning/Lost: 16/8  
Off./Def./Spec. Starters Returning: 6/9/1  
2002 Record: 11-3, 6-1 ACC  
2002 Bowl: Peach Bowl (d. Tennessee, 30-3)  
Series Record: Tech leads 10-5  
Last Meeting: 2002, Maryland 34, Tech 10



Bruce Perry

### COACHING STAFF

Head Coach: Ralph Friedgen (Maryland '70)  
Record at Maryland: 21-5 (3rd year)  
Career Record: 21-5 (3rd year)  
Office Phone: (301) 314-7096  
Assistant Coaches: Charlie Taaffe, Offensive Coordinator/Quarterbacks; Tim Banks, Inside Linebackers; Gary Blackney, Defensive Coordinator/Secondary; Tom Brattan, Offensive Line; James Franklin, Wide Receivers/Recruiting Coordinator; Bill O'Brien, Running Backs; Ray Rychleski, Special Teams Coordinator/Tight Ends; Al Seamonson, Outside Linebackers/Special Teams; Dave Sollazzo, Defensive Line

### SPORTS INFORMATION STAFF

SID Phone: (301) 314-7064  
SID: Doug Dull  
e-mail: ddull@wam.umd.edu  
Assistant: Greg Creese  
Mailing Address: 2725 Comcast Center, College Park, Md., 20742  
Press Box Phone: (301) 405-7810  
SID Fax: (301) 314-9094  
Home Phone: (410) 796-4449  
Website: www.umterps.com  
e-mail: gcreese@wam.umd.edu

### 2003 SCHEDULE

Aug. 28 at Northern Illinois  
Sept. 6 at Florida State  
Sept. 13 The Citadel  
Sept. 20 West Virginia  
Sept. 27 at Eastern Michigan  
Oct. 4 Clemson  
Oct. 11 Duke  
Oct. 23 at Georgia Tech  
Nov. 1 North Carolina  
Nov. 13 Virginia  
Nov. 22 at NC State  
Nov. 29 at Wake Forest

### 2002 RESULTS

nL 0-22 Notre Dame  
hW 44-14 Akron  
hL 10-37 Florida State  
hW 45-3 Eastern Michigan  
hW 37-8 Wofford  
aW 48-17 West Virginia  
hW 34-10 Georgia Tech  
aW 45-12 Duke  
aW 59-7 North Carolina  
hW 24-21 NC State  
aW 30-12 Clemson  
aL 13-48 Virginia  
hW 32-14 Wake Forest  
nW 30-3 Tennessee

# SCOUTING REPORTS

## DUKE

**Nov. 8 • Wallace Wade Stadium  
Durham, N.C.**

### GENERAL INFORMATION

**Location:** Durham, N.C.  
**Enrollment:** 6,347  
**Founded:** 1838  
**Nickname:** Blue Devils  
**Colors:** Royal Blue and White  
**Conference:** Atlantic Coast  
**Stadium:** Wallace Wade Stadium (33,941)  
**Surface:** Natural grass  
**President:** Dr. Nannerl O. Keohane  
**Director of Athletics:** Joe Alleva



**Head Coach  
Carl Franks**

### 2003 OUTLOOK

**Offensive Formation:** Multiple  
**Defensive Formation:** Multiple  
**Lettermen Returning/Lost:** 51/5  
**Starters Returning/Lost:** 23/2  
**Off./Def./Spec. Starters Returning:** 11/9/3  
**2002 Record:** 2-10, 0-8 ACC  
**Series Record:** Tech leads 40-29-1  
**Last Meeting:** 2002, Tech 17, Duke 2



**Chris Douglas**

### COACHING STAFF

**Head Coach:** Carl Franks (Duke '83)  
**Record at Duke:** 5-40 (5th year)  
**Career Record:** 5-40 (5th year)  
**Office Phone:** (919) 684-2635  
**Assistant Coaches:** Ted Roof, Defensive Coordinator/Defensive Backs;  
Scott Brown, Defensive Line; Fred Chatham, Running Backs/Recruiting  
Coordinator; Louis Clyburn, Tight Ends; Aubrey Hill, Wide Receivers;  
Rich McGeorge, Running Game Coordinator/Offensive Line; Jim Pry,  
Offensive Coordinator/Quarterbacks; Brad Sherrod, Middle Linebackers;  
Don Yanowsky, Special Teams/Outside Linebackers

### SPORTS INFORMATION STAFF

**SID Phone:** (919) 684-2633  
**SID:** Jon Jackson  
**e-mail:** sid@duke.edu  
**Football SID:** Art Chase  
**Mailing Address:** Box 90557, Durham, N.C. 27708  
**Press Box Phone:** (919) 684-4203

**SID Fax:** (919) 684-2489  
**Home Phone:** (919) 401-0199  
**Website:** www.goduke.com  
**e-mail:** chasea@duke.edu

### 2003 SCHEDULE

Aug. 30 at Virginia  
Sept. 6 Western Carolina  
Sept. 13 Rice  
Sept. 20 Northwestern  
Sept. 27 Florida State  
Oct. 11 at Maryland  
Oct. 18 Wake Forest  
Oct. 25 NC State  
Nov. 1 at Tennessee  
Nov. 8 Georgia Tech  
Nov. 15 at Clemson  
Nov. 22 at North Carolina

### 2002 RESULTS

hW 23-16 East Carolina  
hL 3-40 Louisville  
aL 21-26 Northwestern  
aL 17-48 Florida State  
aW 43-17 Navy  
hL 22-27 Virginia  
aL 10-36 Wake Forest  
aL 22-24 NC State  
hL 12-45 Maryland  
hL 31-34 Clemson  
aL 2-17 Georgia Tech  
hL 21-23 North Carolina

## NORTH CAROLINA

**Nov. 15 • Bobby Dodd Stadium/  
Grant Field • Atlanta, Ga.**

### GENERAL INFORMATION

**Location:** Chapel Hill, N.C.  
**Enrollment:** 24,635  
**Founded:** 1789  
**Nickname:** Tar Heels  
**Colors:** Carolina Blue and White  
**Conference:** Atlantic Coast  
**Stadium:** Kenan Memorial Stadium (60,000)  
**Surface:** Natural grass  
**Chancellor:** Dr. James Moeser  
**Director of Athletics:** Dick Baddour



**Head Coach  
John Bunting**

### 2003 OUTLOOK

**Offensive Formation:** Multiple I  
**Defensive Formation:** Multiple 4-3  
**Lettermen Returning/Lost:** 49/14  
**Starters Returning/Lost:** 18/7  
**Off./Def./Spec. Starters Returning:** 7/8/3  
**2002 Record:** 3-8, 1-7 ACC  
**Series Record:** Tech leads 19-16-3  
**Last Meeting:** 2002, Tech 21, UNC 13



**Darian Durant**

### COACHING STAFF

**Head Coach:** John Bunting (North Carolina, 1972)  
**Record at North Carolina:** 8-5 (2nd year)  
**Career Record:** 46-19-2 (7th year)  
**Office Phone:** (919) 966-2575  
**Assistant Coaches:** Assistant Coaches: Gunter Brewer, Wide Receivers;  
Ken Browning, Tight Ends; Hal Hunter, Offensive Line; Dave Huxtable,  
Defensive Coordinator/Linebackers; Jim Fleming, Defensive Backs;  
Andre Powell, Running Backs; Gary Tranquill, Offensive Coordinator/  
Quarterbacks; James Webster, Assistant Head Coach/Special Teams  
Coordinator; Brad Lawing, Defensive Line/Recruiting Coordinator

### SPORTS INFORMATION STAFF

**SID Phone:** (919) 962-8916  
**Football SID:** Kevin Best  
**e-mail:** kbest@unca.unc.edu  
**SID:** Steve Kirschner  
**Mailing Address:** P.O. Box 2126, Chapel Hill, N.C. 27515  
**Press Box Phone:** (919) 962-2123

**SID Fax:** (919) 962-0612  
**Home Phone:** (919) 484-0664  
**Website:** tarheelblue.com  
**e-mail:** skirschner@unca.unc.edu

### 2003 SCHEDULE

Aug. 30 Florida State  
Sept. 6 Syracuse  
Sept. 20 at Wisconsin  
Sept. 27 at NC State  
Oct. 4 Virginia  
Oct. 11 at East Carolina  
Oct. 18 Arizona State  
Oct. 25 at Clemson  
Nov. 1 at Maryland  
Nov. 8 Wake Forest  
Nov. 15 at Georgia Tech  
Nov. 22 Duke

### 2002 RESULTS

hL 21-27 Miami Ohio  
aW 30-22 Syracuse  
hL 21-52 Texas  
hL 13-21 Georgia Tech  
aW 38-35 Arizona State  
hL 17-34 NC State  
aL 27-37 Virginia  
aL 0-31 Wake Forest  
hL 7-59 Maryland  
hL 12-42 Clemson  
aL 14-40 Florida State  
aW 23-21 Duke

# SCOUTING REPORTS

## VIRGINIA

**Nov. 22 • Carl Smith Center/Scott Stadium • Charlottesville, Va.**

### GENERAL INFORMATION

**Location:** Charlottesville, Va.  
**Enrollment:** 19,197  
**Founded:** 1819  
**Nicknames:** Cavaliers, Wahoos, 'Hoos  
**Colors:** Orange and Blue  
**Conference:** Atlantic Coast  
**Stadium:** Carl Smith Center, home of David A. Harrison III Field at Scott Stadium (61,500)  
**Surface:** Prescription Athletic Turf  
**President:** John T. Casteen III  
**Director of Athletics:** Craig Littlepage



**Head Coach**  
Al Groh



**Matt Schaub**

### 2003 OUTLOOK

**Offensive Formation:** Multiple Pro Style  
**Defensive Formation:** Multiple Seven-Man Front  
**Lettermen Returning/Lost:** 41/15  
**Starters Returning/Lost:** 19/5  
**Off./Def./Spec. Starters Returning:** 9/8/2  
**2002 Record:** 9-5, 6-2 ACC  
**2002 Bowl:** Continental Tire (d. West Virginia, 48-22)  
**Series Record:** Tech leads 13-11-1  
**Last Meeting:** 2002, Tech 23, Virginia 15

### COACHING STAFF

**Head Coach:** Al Groh (Virginia '67)  
**Career Record:** 40-52 (9th year)  
**Record at Virginia:** 14-12 (3rd year)  
**Office Phone:** (434) 982-5900  
**Assistant Coaches:** Dan Rocco, Assistant Head Coach/Linebackers; Al Golden, Defensive Coordinator; Corwin Brown, Special Teams; Mike Groh, Wide Receivers/Quarterbacks; Mike London, Defensive Line/Recruiting Coordinator; Bob Price, Defensive Backs; Ron Prince, Offensive Coordinator/Offensive Line; Kevin Ross, Running Backs; Andy Heck, Tight Ends

### SPORTS INFORMATION STAFF

**SID Phone:** (434) 982-5500  
**SID:** Rich Murray  
**e-mail:** rjm4e@virginia.edu  
**FB SID:** Michael Colley  
**Mailing Address:** P.O. Box 400853, Charlottesville, Va., 22904-4853  
**Press Box Phone:** (434) 296-5910, 295-9262  
**SID Fax:** (434) 982-5525  
**Home Phone:** (434) 978-2966  
**Website:** www.virginiaspports.com  
**e-mail:** mcc7k@virginia.edu

### 2003 SCHEDULE

Aug. 30 Duke  
 Sept. 6 at South Carolina  
 Sept. 13 at Western Michigan  
 Sept. 27 Wake Forest  
 Oct. 4 at North Carolina  
 Oct. 11 at Clemson  
 Oct. 18 Florida State  
 Oct. 25 Troy State  
 Nov. 1 at NC State  
 Nov. 13 at Maryland  
 Nov. 22 Georgia Tech  
 Nov. 29 Virginia Tech

### 2002 RESULTS

hL 29-35 Colorado State  
 aL 19-40 Florida State  
 hW 34-21 South Carolina  
 hW 48-29 Akron  
 aW 38-34 Wake Forest  
 aW 27-22 Duke  
 hW 22-17 Clemson  
 hW 37-27 North Carolina  
 aL 15-23 Georgia Tech  
 aL 14-35 Penn State  
 hW 14-9 NC State  
 hW 48-13 Maryland  
 aL 9-21 Virginia Tech  
 nW 48-22 West Virginia

## GEORGIA

**Nov. 29 • Bobby Dodd Stadium/Grant Field • Atlanta, Ga.**

### GENERAL INFORMATION

**Location:** Athens, Ga.  
**Enrollment:** 32,400  
**Founded:** 1785  
**Nickname:** Bulldogs  
**Colors:** Red and Black  
**Conference:** Southeastern  
**Stadium:** Sanford Stadium (92,020)  
**Surface:** Natural grass  
**President:** Dr. Michael F. Adams  
**Director of Athletics:** Vincent J. Dooley



**Head Coach**  
Mark Richt



**David Pollack**

### 2003 OUTLOOK

**Offensive Formation:** Pro Style  
**Defensive Formation:** 4-3 Multiple  
**Lettermen Returning/Lost:** 40/25  
**Starters Returning/Lost:** 12/13  
**Off./Def./Spec. Starters Returning:** 3/7/2  
**2002 Record:** 13-1, 7-1 SEC  
**2002 Bowl:** Nokia Sugar Bowl (d. Florida State, 26-13)  
**Series Record:** Georgia leads 54-38-5  
**Last Meeting:** 2002 Georgia 51, Tech 7

### COACHING STAFF

**Head Coach:** Mark Richt (Miami '82)  
**Record at Georgia:** 21-5 (3rd year)  
**Career Record:** 21-5 (3rd year)  
**Office Phone:** (706) 542-1515  
**Assistant Coaches:** Brian Van Gorder, Defensive Coordinator/Linebackers; Neil Callaway, Offensive Coordinator/Offensive Line; Rodney Garner, Defensive Line/Recruiting Coordinator; Jon Fabris, Defensive Ends; Willie Martinez, Secondary Coach; John Eason, Assistant Head Coach/Wide Receivers; Mike Bobo, Quarterbacks; David Johnson, Tight Ends; Ken Rucker, Running Backs

### SPORTS INFORMATION STAFF

**SID Phone:** (706) 542-1621  
**SID:** Claude Felton  
**e-mail:** cfelton@sports.uga.edu  
**Associate SIDs:** Tim Hix, Christopher Lakos, Mike Mobley  
**Mailing Address:** P.O. Box 1472, Athens, Ga. 30603  
**Press Box Phone:** (706) 542-7780, 7781  
**SID Fax:** (706) 542-9339  
**Home Phone:** (706) 543-3910  
**Website:** www.georgiadogs.com

### 2003 SCHEDULE

Aug. 30 at Clemson  
 Sept. 6 Middle Tennessee State  
 Sept. 13 South Carolina  
 Sept. 20 at LSU  
 Oct. 4 Alabama  
 Oct. 11 at Tennessee  
 Oct. 18 at Vanderbilt  
 Oct. 25 Alabama-Birmingham  
 Nov. 1 Florida (Jacksonville)  
 Nov. 15 Auburn  
 Nov. 22 Kentucky  
 Nov. 29 at Georgia Tech

### 2002 RESULTS

hW 31-28 Clemson  
 aW 13-7 South Carolina  
 hW 45-7 Northwestern State  
 hW 41-10 New Mexico State  
 aW 27-25 Alabama  
 hW 18-13 Tennessee  
 hW 48-17 Vanderbilt  
 aW 52-24 Kentucky  
 nL 13-20 Florida  
 hW 31-17 Mississippi  
 aW 24-21 Auburn  
 hW 51-7 Georgia Tech  
 nW 30-3 Arkansas  
 nW 26-13 Florida State

# SERIES RESULTS

## GEORGIA TECH vs. 2003 OPPONENTS

### AUBURN • 39-47-4

**H: 34-35-4, A: 5-12**

**Series Notes:** This year's game marks the renewal of a rivalry that is one of the South's oldest but has been dormant for 15 years . . . The two teams are meeting for the first time since 1987, when Auburn defeated the Jackets, 20-10, at Bobby Dodd Stadium . . . Auburn has won nine in a row . . . Tech's last win over the Tigers was a 24-10 victory at Auburn in 1978 . . . Tech has played Auburn 90 times, more than any opponent except Georgia . . . The two schools first met in 1892, Tech's first year of football . . . Tech running backs coach Patrick Nix is a 1985 graduate of Auburn who played quarterback for the Tigers.

Year	GT	Opp	Result
1892		hL	0-26
1893		hT	0-0
1894		hL	0-94
1896		aL	0-45
1898		aL	6-29
1899		aL	0-63
1902		hL	6-18
1903		hL	5-10
1904		aL	0-12
1906		hW	11-0
1907		hL	6-12
1908		hL	0-44
1909		hL	0-9
1910		hL	0-16
1911		hL	6-11
1912		hL	7-27
1913		hL	0-20
1914		hL	0-14
1915		hW	7-0
1916		hW	33-7
1917		hW	68-7
1918		hW	41-0
1919		hL	7-14
1920		hW	34-0
1921		hW	14-0
1922		hW	14-6
1923		hT	0-0
1924		hW	7-0
1925		hT	7-7
1926		hW	20-7
1927		hW	18-0
1928		hW	51-0
1929		hW	19-6
1930		hW	14-12
1931		hL	0-13
1932		hL	0-6
1933		hW	16-6
1934		hL	6-18
1935		hL	7-33
1936	nr	20	12-13
1937	nr	20	0-21

1938		hW	7-6
1939		hW	7-6
1940		hL	7-16
1941		hW	28-14
1942	*6	4	hW 15-0
1944	10		hW 27-0
1945		hW	20-7
1946	15		hW 27-6
1947	5		hW 27-7
1948	7		hW 27-0
1949		hW	35-21
1950		hW	20-0
1951	5		hW 27-7
1952	4		hW 33-0
1953	6	19	hW 36-6
1954	19		hW 14-7
1955	5	17	hL 12-14
1956	3		hW 28-7
1957		9	hL 0-3
1958		2	hT 7-7
1959	4	11	hL 6-7
1960	19		a1L 7-9
1961	8		hW 7-6
1962		a1L	14-17
1963	8		hL 21-29
1964		a1W	7-3
1965		hW	23-14
1966	7		a1W 17-3
1967		hL	10-28
1968		a1W	21-20
1969	15		hL 14-17
1970	16	8	aL 7-31
1971		5	hL 14-31
1972		14	hL 14-24
1973			hL 10-24
1974		5	aL 22-31
1975			hL 27-31
1976		aW	28-10
1977		hW	38-21
1978		aW	24-10
1979	14		hL 14-38
1980		aL	14-17
1981		hL	7-31
1982		aL	0-24
1983	5		hL 13-31
1984	13		aL 34-48
1985	8		hL 14-17
1986	7		aL 10-31
1987	5		hL 10-20

a1-Birmingham, Ala. (Legion Field)

### BYU • 1-0-0

**H: 1-0, A: 0-0**

**Series Notes:** After the two teams met for the first time last year, Tech makes its first-ever trip to Utah in 2003 . . . BYU head coach Gary Crowton served as Tech's quarterbacks coach and co-

offensive coordinator in 1994 . . . The Cougars' strength coach Jay Omer served in the same capacity at Tech from 1993-2000.

Year	GT	Opp	Result
2002		hW	28-19

### CLEMSON • 43-22-2

**H: 39-12-2, A: 4-8, N: 0-2**

**Series Notes:** Tech has won four of the last six meetings with the Tigers, including two of the last three in Atlanta . . . Last year's five-point win by Clemson broke an amazing streak of six straight meetings that were decided by exactly three points, including four straight Tech victories from 1997-00 . . . Eleven of the 13 meetings since 1990 have been decided by five points or fewer . . . The series began in 1898 but Tech did not make its first trip to Clemson until 1974, the 44th game in the series.

Year	GT	Opp	Result
1898 (@Augusta, Ga.)		nL	0-23
1899 (@Greenville, S.C.)		nL	5-41
1902		hL	5-44
1903		hL	0-73
1904		hT	11-11
1905		hW	17-12
1906		hL	0-10
1907		hL	5-6
1908		hW	30-6
1909		hW	29-3
1910		hW	34-0
1911		hW	31-0
1912		hW	23-0
1913		hW	34-0
1914		hW	26-6
1918		hW	28-0
1919		hW	28-0
1920		hW	7-0
1921		hW	48-7
1922		hW	21-7
1932		hW	32-14
1933		hW	39-2
1934		hW	12-7
1936		hL	13-14
1937		hW	7-0
1943	15		hW 41-6
1944	*10		hW 51-0
1945		hL	7-21
1953	6		hW 20-7
1958	17		hW 13-0
1959	7	6	hW 16-6
1962		hW	26-9
1963		hW	27-0
1964		hW	14-7
1965		hW	38-6
1966	9		hW 13-12

# SERIES RESULTS

1967	.....	hW	10-0
1968	.....	hW	24-21
1969	.....	hL	10-21
1970	..... 15 .....	hW	28-7
1971	.....	hW	24-14
1972	.....	hW	31-9
1973	.....	hW	29-21
1974	.....	aL	17-21
1975	.....	hW	33-28
1976	.....	hT	24-24
1977	.....	hL	14-31
1983	.....	aL	14-41
1984	..... 18 ..... 13 .....	hW	28-21
1985	.....	aW	14-3
1986	.....	hL	3-27
1987	..... 9 .....	aL	12-33
1988	..... 12 .....	hL	13-30
1989	..... 14 .....	aW	30-14
1990	..... 18/15 ..... 15/14 .....	hW	21-19
1991	..... 19/18 ..... 7/5 .....	aL	7-9
1992	..... 16/14 .....	hW	20-16
1993	.....	aL	13-16
1994	.....	aL	10-20
1995	.....	hL	3-24
1996	..... 22/24 .....	aL	25-28
1997	..... 17/21 .....	hW	23-20
1998 (Th.)	.. 22/23 .....	aW	24-21
1999	..... 13/14 .....	hW	45-42
2000	..... 5/4 .....	aW	31-28
2001	..... 9/11 ..... nr/25 .. (ot)	hL	44-47
2002	.....	aL	19-24

## DUKE • 40-29-1

**H: 23-12-1, A: 17-17**

**Series Notes:** Tech has won eight in a row and 12 of the last 13 meetings with Duke . . . Tech's eight-game winning streak is its longest against any ACC team . . . Duke's only victory in the 1990s was a 27-12 decision in Atlanta in 1994 . . . Since becoming eligible for the ACC title in 1983, Tech is 15-5 against the Blue Devils . . . Tech's 15 victories against Duke are its high against a conference foe since 1983 . . . The two teams have met every year since 1933, making it the Jackets' second-oldest continuous series, behind the Tech-Georgia rivalry . . . The only schools that Tech has played more than Duke (70) are Georgia (97) and Auburn (90).

Year	GT	Opp	Result
1933	.....	hW	6-0
1934	.....	aL	0-20
1935	.....	hW	6-0
1936	.....	aL	6-19
1937	..... *10 .....	hL	19-20
1938	..... 9* .....	aL	0-6
1939	..... 12 .....	hL	6-7
1940	..... 18 .....	aL	7-41
1941	..... 4 .....	hL	0-14
1942	..... 5 .....	aW	26-7
1943	..... 18 .....	hL	7-14



**MIKE McNAMES** scores in Tech's 7-6 win over Auburn in 1961. Tech and the Tigers renew their long rivalry this fall for the first time since 1987.

1944	..... 5 .....	aL	13-19
1945	..... 18 .....	hL	6-14
1946	..... 16 ..... 19 .....	aW	14-0
1947	..... 6 ..... 9 .....	hW	7-0
1948	..... 6 .....	aW	19-7
1949	.....	hL	14-27
1950	.....	aL	21-30
1951	..... 5 .....	hT	14-14
1952	..... 4 ..... 6 .....	aW	28-7
1953	..... 12 ..... 15 .....	hW	13-10
1954	..... 16 .....	aL	20-21
1955	..... 12 ..... 17 .....	hW	27-0
1956	..... 2 .....	aW	7-0
1957	..... 7 .....	hW	13-0
1958	.....	aW	10-8
1959	..... 9 .....	hL	7-10
1960	..... 15 .....	aL	0-6
1961	.....	hW	21-0
1962	.....	aW	20-9
1963	.....	hW	30-6
1964	..... 8 .....	aW	21-8
1965	..... 6 .....	hW	35-23
1966	.....	aW	48-7
1967	.....	hW	19-7
1968	.....	aL	30-46
1969	.....	hW	20-7
1970	.....	aW	24-16
1971	.....	hW	21-0
1972	.....	aL	14-20
1973	.....	hW	12-10
1974	.....	aL	0-9
1975	.....	hW	21-6
1976	.....	aL	7-31
1977	.....	hL	24-25
1978	.....	aL	10-28
1979	.....	hW	24-14
1980	.....	aL	12-17
1981	.....	hL	24-38
1982	.....	hL	21-38
1983	.....	aL	26-32
1984	.....	hW	31-3

1985	.....	aW	9-0
1986	.....	hW	34-6
1987	.....	aL	14-48
1988	.....	hL	21-31
1989	.....	aL	19-30
1990	..... 16/12 .....	hW	48-31
1991	.....	aW	17-6
1992	.....	hW	20-17
1993	.....	aW	47-14
1994	.....	hL	12-27
1995	.....	aW	37-21
1996 (Thurs.)	.....	hW	48-22
1997	.....	aW	41-38
1998	.....	hW	41-13
1999	..... 8/9 .....	aW	38-31
2000	.....	hW	45-10
2001	..... 17/17 .....	aW	37-10
2002	.....	hW	17-2

## FLORIDA STATE • 7-11-1

**H: 7-6-1, A: 0-5**

**Series Notes:** Florida State has won all 11 meetings since joining the ACC in 1992 but leads the series by an 11-7-1 margin . . . FSU is the only ACC school with a winning record against Tech . . . Tech nearly became the first ACC team to knock off the Seminoles in 1992, leading 24-14 with less than four minutes to play before Charlie Ward rallied FSU to a 29-24 victory . . . The Yellow Jackets are winless (0-5) in Tallahassee.

Year	GT	Opp	Result
1952	..... 2 .....	hW	30-0
1955	..... 13 .....	hW	34-0
1958	.....	hW	17-3
1962	.....	hT	14-14
1963	.....	hW	15-7
1970	.....	hW	23-13
1971	.....	hW	12-6

# SERIES RESULTS

1975	.....	hW	30-0
1992	..... 16/17	..... hL	24-29
1993	.....	1/1 ..... aL	0-51
1994	.....	8/6 ..... hL	10-41
1995	.....	1/1 ..... aL	10-42
1996	.....	3/2 ..... hL	3-49
1997	..... 21/25	..... 3/3 ..... aL	0-38
1998	..... 20/19	..... 6/6 ..... hL	7-34
1999	..... 10/10	..... 1/1 ..... aL	35-41
2000	.....	2/2 ..... hL	21-26
2001	.....	..... aL	17-28
2002	..... 17/18	..... hL	13-21

## GEORGIA • 38-54-5

**H: 25-28-4, A: 13-26-1**

**Series Notes:** Tech's 51-48 overtime win in 1999 was the highest scoring game in the series and featured 1,104 yards of total offense . . . Tech and Georgia have met 97 times, including every year since 1925 (78 consecutive years) . . . The Tech-Georgia series began in 1893, when the Rambling Wreck travelled to Athens and won, 28-6, for the first football victory in school history, following an 0-3 inaugural season in 1892.

Year	GT	Opp	Result
1893	.....	aW	28-6
1897	.....	aL	0-28
1898	.....	aL	0-15
1899	.....	aL	0-20
1900	.....	hL	0-12
1902	.....	hT	0-0
1903	.....	hL	0-38
1904	.....	hW	23-6
1905	.....	hW	46-0
1906	.....	aW	17-0
1907	.....	hW	10-6
1909	.....	hW	12-6
1910	.....	hL	6-11
1911	.....	hL	0-5
1912	.....	hL	0-20
1913	.....	hL	0-14
1914	.....	hW	7-0
1915	.....	hT	0-0
1916	.....	hW	21-0
1925	.....	hW	3-0
1926	.....	hL	13-14
1927	.....	hW	12-0
1928	.....	hW	20-6
1929	.....	aL	6-12
1930	.....	hL	0-13
1931	.....	hL	6-35
1932	.....	hT	0-0
1933	.....	hL	6-7
1934	.....	aL	0-7
1935	.....	hW	19-7
1936	.....	aL	6-16
1937	.....	hT	6-6
1938	.....	aT	0-0
1939	.....	hW	13-0
1940	.....	aL	19-21

1941	.....	20	.....	hL	0-21	
1942	.....	2	.....	5	..... aL	0-34
1943	.....	14	.....	.....	hW	48-0
1944	.....	.....	.....	.....	hW	44-0
1945	.....	.....	.....	.....	hL	0-33
1946	.....	7	.....	3	..... aL	7-35
1947	.....	9	.....	.....	hW	7-0
1948	.....	.....	12	.....	aL	13-21
1949	.....	.....	.....	.....	hW	7-6
1950	.....	.....	.....	.....	aW	7-0
1951	.....	6	.....	.....	hW	48-6
1952	.....	3	.....	.....	aW	23-9
1953	.....	10	.....	.....	hW	28-12
1954	.....	.....	.....	.....	aW	7-3
1955	.....	9	.....	.....	hW	21-3
1956	.....	4	.....	.....	aW	35-0
1957	.....	.....	.....	.....	hL	0-7
1958	.....	.....	.....	.....	aL	3-16
1959	.....	.....	6	.....	hL	14-21
1960	.....	.....	.....	.....	aL	6-7
1961	.....	.....	2	.....	hW	22-7
1962	.....	.....	.....	.....	aW	37-6
1963	.....	.....	.....	.....	hW	14-3
1964	.....	.....	.....	.....	aL	0-7
1965	.....	.....	.....	.....	hL	7-17
1966	.....	5	.....	7	..... aL	14-23
1967	.....	.....	.....	.....	hL	14-21
1968	.....	.....	4	.....	aL	8-47
1969	.....	.....	.....	.....	hW	6-0
1970	.....	16	.....	.....	aW	17-7
1971 (Thanksgiving)	.....	7	.....	.....	hL	24-28
1972	.....	.....	.....	.....	aL	7-27
1973	.....	.....	.....	.....	hL	3-10
1974	.....	.....	.....	.....	aW	34-14
1975 (Thanksgiving)	.....	15	.....	.....	hL	26-42
1976	.....	4	.....	.....	aL	10-13
1977	.....	.....	.....	.....	hW	16-7
1978	.....	.....	11	.....	aL	28-29
1979	.....	.....	.....	.....	hL	3-16
1980	.....	.....	1	.....	aL	20-38
1981	.....	.....	3	.....	hL	7-44
1982	.....	.....	1	.....	aL	18-38
1983	.....	.....	7	.....	hL	24-27
1984	.....	.....	18	.....	aW	35-18
1985	.....	.....	20	.....	hW	20-16
1986	.....	.....	18	.....	aL	24-31
1987	.....	.....	14	.....	hL	16-30
1988	.....	.....	20	.....	aL	3-24
1989	.....	.....	.....	.....	hW	33-22
1990	.....	2/3	.....	.....	aW	40-23
1991	.....	.....	25/nr	.....	hL	15-18
1992	.....	.....	9/10	.....	aL	17-31
1993 (Thanksgiving)	.....	.....	.....	.....	hL	10-43
1994 (Friday)	.....	.....	.....	.....	aL	10-48
1995 (Thanksgiving)	.....	.....	.....	.....	hL	17-18
1996	.....	.....	.....	.....	aL	10-19
1997	.....	.....	14/14	.....	hL	24-27
1998	.....	17/18	.....	12/12	..... aW	21-19
1999	.....	20/16	.....	16/21 .. (ot)	..... hW	51-48
2000	.....	18/19	.....	19/18	..... aW	27-15
2001	.....	21/19	.....	19/23	..... hL	17-31
2002	.....	.....	5/5	.....	aL	7-51

## MARYLAND • 10-5

**H: 6-1, A: 4-4**

**Series Notes:** The Jackets have won four of the last six meetings . . . This year's game will mark the third straight year and the sixth time since 1995 that the two teams have met in a Thursday night ESPN game . . . Maryland holds a 3-2 advantage in Thursday night games, including wins the last two years . . . In both 1990 and 1995, the Jackets held Maryland to negative rushing yardage; Tech set a school record by limiting the Terps to minus-20 yards in 1990 and then topped that in 1995 with minus-30 yards . . . Maryland head coach Ralph Friedgen spent nine years as Tech's offensive coordinator, serving from 1987-91 under Bobby Ross and from 1997-01 under George O'Leary . . . Terps assistant coach Bill O'Brien worked at Tech from 1995-2002 as a graduate assistant and then assistant coach, including the last two seasons as the Jackets' offensive coordinator.

Year .....	GT .....	Opp .....	Result
1988 .....		aL	8-13
1989 .....		hW	28-24
1990 .....	23/18	aW	31-3
1991 .....		hW	34-10
1992 .....	17/17	aW	28-26
1993 .....		hW	38-0
1994 .....		aL	27-42
1995 (Thurs.) .....	16/17	hW	31-3
1996 (Thurs.) .....		aL	10-13
1997 .....		hW	37-18
1998 .....	23/24	a1W	31-14
1999 (Th.) ..	10/12	hW	49-31
2000 .....	20/22	aW	35-22
2001 (Th.) ..	15/15	22/20 ... (ot)	hL
2002 (Th.) ..		aL	10-34

*a1-Ravens Stadium, Baltimore, Md.*

## NORTH CAROLINA 19-16-3

**H: 12-7, A: 7-9-3**

**Series Notes:** Georgia Tech has won five in a row over the Tar Heels . . . UNC's last win in the series was in 1997, when the then fifth-ranked Heels won 16-13 . . . Tech's 31-24 win in 1999 was the first overtime game in school history . . . Tech has won three in a row in Chapel Hill to end a nine-game winless streak there that dated back to 1945.

Year	GT	Opp	Result
1915	.....	hW	23-3
1916	.....	hW	10-6
1927	.....	hW	13-0
1928	.....	aW	20-7
1929	.....	hL	7-18
1930	.....	aT	6-6
1931	.....	aT	19-19
1932	.....	aW	43-14
1933	.....	aW	10-6

# SERIES RESULTS

1934	.....	hL	0-26
1935	.....	aL	0-19
1943	.....	hW	20-7
1944	*10	hW	28-0
1945	.....	aW	20-14
1974	.....	hW	29-28
1980	10	aL	0-33
1981	6	hL	7-28
1982	12	aL	0-41
1983	5	hL	21-38
1984	.....	aL	17-24
1985	.....	hW	31-0
1986	.....	aL	20-21
1987	.....	hL	23-30
1988	.....	aL	17-20
1989	.....	hW	17-14
1990	11/11	aT	13-13
1991	.....	hW	35-14
1992	19/19	aL	14-26
1993	14/13	hL	3-41
1994	14/14	aL	24-31
1995	.....	hW	27-25
1996	11/13	aL	0-16
1997 (Thur.)	5/5	hL	13-16
1998	.....	aW	43-21
1999	7/8	(ot) hW	31-24
2000	.....	aW	42-28
2001 (Th.)	23/21	22/nr	hW 28-21
2002	.....	aW	21-13

## NC STATE • 14-8

*H: 9-2, A: 5-6*

Series Notes: Georgia Tech has won seven of the last eight against the Wolfpack . . . Tech has won six in a row at home and nine of the 11 meetings in Atlanta, where NC State's only wins were in 1984 and 1988 . . . Tech's 1983 victory over the Wolfpack was its first ACC win.

Year	GT	Opp	Result
1918	.....	hW	128-0
1922	.....	hW	17-0
1983	.....	aW	20-10
1984	12	hL	22-27
1985	.....	aW	28-18
1986	.....	hW	59-21
1987	.....	aL	0-17
1988	nr/25	hL	6-14
1989	.....	aL	28-38
1990	.....	hW	21-13
1991	21/23	19/18	aL 21-28
1992	23/23	21/18	hW 16-13
1993	.....	aL	23-28
1994	22/20	aL	13-21
1995	.....	hW	27-19
1996	.....	aW	28-16
1997	25/nr	hW	27-17
1998	23/23	aW	47-24
1999	7/7	hW	48-21
2000 (Thur.)	.....	(ot) aL	23-30
2001	23/25	hW	27-17
2002	8/10	aW	24-17

## VANDERBILT • 17-15-3

*H: 12-10, A: 5-5-3*

Series Notes: Georgia Tech and Vanderbilt met in 2002 for the first time since a 1967 meeting in Nashville . . . Tech has won three in a row and nine of the last 10 meetings . . . The Jackets have a 10-game unbeaten streak against the Commodores, interrupted only by a 10-10 tie in 1965 . . . Tech has not lost to Vanderbilt since 1941, when the Commodores won 14-7 in Nashville.

Year	GT	Opp	Result
1892	.....	hL	10-20
1906	.....	hL	6-37
1907	.....	aL	0-54
1910	.....	hL	0-23
1917	.....	hW	83-0
1919	.....	hW	20-0
1920	.....	aW	44-0
1924	.....	hL	0-3
1925	.....	hW	7-0
1926	.....	hL	7-13
1927	.....	aT	0-0
1928	.....	hW	19-7
1929	.....	hL	7-23
1930	.....	hL	0-6
1931	.....	hL	7-49
1932	.....	aL	0-12
1933	.....	aL	6-9
1934	.....	hL	12-27
1935	.....	hL	13-14
1936	.....	aT	0-0
1937	.....	hW	14-0
1938	.....	aL	7-13
1939	.....	hW	14-6
1940	.....	hW	19-0
1941	nr	18	aL 7-14
1948	*6	nr	aW 13-0
1949	.....	hW	12-7
1951	3	nr	aW 8-7
1952	5	nr	hW 30-0
1953	8	nr	aW 43-0
1964	.....	hW	14-2
1965	.....	aT	10-10
1966	.....	hW	42-0
1967	.....	aW	17-10
2002	.....	hW	45-3

## VIRGINIA • 13-11-1

*H: 11-5, A: 2-6-1*

Series Notes: Georgia Tech recorded two wins over Top 10 teams in the 1990s and both came at the hands of Virginia by the same 41-38 margin . . . The Jackets have dropped their last five games in Charlottesville since defeating then No. 1 Virginia in 1990 . . . Tech's last three losses at Virginia have been by a total of 12 points . . . The home team has won the last eight meetings . . . The Cavaliers have won seven of the last 11 games against Tech . . . Tech defensive coordinator Jon Tenuta is a 1982 graduate of Virginia.

Year	GT	Opp	Result
1965	.....	hW	42-19
1966	5	hW	14-13
1974	.....	hW	28-24
1976	.....	hW	35-14
1982	.....	hW	38-32
1983 (Thur.)	.....	hW	31-27
1984	20	aT	20-20
1985	.....	hL	13-24
1986	.....	aW	28-14
1987	.....	hL	14-23
1988	.....	aL	16-17
1989	.....	hL	10-17
1990	16/14	1/1	aW 41-38
1991 (Th.)	17/19	hW	24-21
1992	22/20	20/19	aL 24-55
1993 (Thur.)	25/23	hL	14-35
1994	.....	hL	7-24
1995	16/17	aL	14-41
1996	12/11	hW	13-7
1997	.....	aL	31-35
1998	25/25	7/6	hW 41-38
1999	7/7	aL	38-45
2000 (Th.)	24/nr	hW	35-0
2001	20/17	aL	38-39
2002	.....	hW	23-15

## WAKE FOREST • 18-7

*H: 11-4, A: 7-3*

Series Notes: Tech has won six of the last eight meetings . . . The Jackets have won five of the last six meetings in Winston-Salem, but the last four games there have been decided by a total of 11 points, including one-point, two-point and five-point Tech victories and a three-point win by Wake.

Year	GT	Opp	Result
1917	.....	hW	33-0
1919	.....	hW	14-0
1920	.....	hW	44-0
1921	.....	hW	42-0
1982	.....	aW	45-7
1983	.....	hW	49-33
1984	.....	aW	24-7
1985	.....	hW	41-10
1986	.....	aL	21-24
1987	.....	hL	6-33
1988	.....	aL	24-28
1989	.....	hW	43-14
1990	4/5	aW	42-7
1991	.....	hW	27-3
1992	.....	hL	10-23
1993	.....	aW	38-28
1994	.....	hL	13-20
1995	.....	aW	24-23
1996	.....	hW	30-10
1997	.....	aW	28-26
1998	21/21	hW	63-35
1999	14/12	aL	23-26
2000	.....	hW	52-20
2001	nr/23	aW	38-33
2002	.....	hL	21-24

# SERIES RESULTS

## GEORGIA TECH vs. ALL OPPONENTS

### AIR FORCE • 3-0

**H: 2-0, A: 1-0**

1977	.....	hW	30-3
1978	.....	aW	42-21
1979	.....	hW	21-0

### ALABAMA • 21-28-3

**H: 15-15-3, A: 6-13**

1902	.....	a1L	0-26
1905	.....	hW	12-5
1908	.....	hW	11-6
1910	.....	aW	36-0
1911	.....	hT	0-0
1912	.....	hW	20-3
1914	.....	a1L	0-13
1915	.....	hW	21-7
1916	.....	hW	13-0
1922	.....	hW	33-7
1923	.....	hT	0-0
1924	.....	hL	0-14
1925	.....	hL	0-7
1926	.....	hL	0-21
1927	.....	hW	13-0
1928	.....	hW	33-13
1929	.....	hL	0-14
1932	.....	hW	6-0
1933	.....	hL	9-12
1934	.....	hL	0-40
1935	.....	a1L	7-38
1936	.....	nr	4
1937	.....	nr	3
1938	.....	nr	16
1939	.....	a1W	6-0
1940	.....	nr	14
1941	.....	nr	9
1942	.....	2	5
1947	.....	6	14
1948	.....	11	nr
1949	.....	a1L	7-20
1950	.....	hL	19-54
1951	.....	7	nr
1952	.....	2	12
1953	.....	5	nr
1954	.....	hW	20-0
1955	.....	11	nr
1956	.....	4	nr
1957	.....	a1W	10-7
1958	.....	20	nr
1959	.....	15	nr
1960	.....	hL	15-16
1961	.....	nr	2
1962	.....	nr	1
1963	.....	nr	7
1964	.....	10	2
1979	.....	nr	2
1980	.....	nr	2
1981	.....	nr	4
1982	.....	nr	4
1983	.....	nr	14
1984	.....	nr	19

a1-Birmingham, Ala. (Legion Field since 1927)

### ARKANSAS • 1-1

**H: 0-0, A: 0-0, N: 1-1**

1954	.....	nr	10	n1W	14-6
1959	.....	nr	9	n2L	7-14

n1-Cotton Bowl; n2-Gator Bowl

### ARIZONA • 0-2

**H: 0-1, A: 0-1**

1994	.....	nr	7/8	hL	14-19
1995	.....	nr	17/15	aL	19-20

### ARMY • 2-1

**H: 2-1, A: 0-0**

1952	.....	hW	45-6
1971	.....	hL	13-16
1973	.....	hW	14-10

### BAYLOR • 3-1

**H: 2-0, A: 0-1, N: 1-0**

1951	.....	5	.....	9	.....	n1W	17-14
1969	.....					hW	17-10
1992	.....					aL	27-31
1993	.....					hW	37-27

n1-Orange Bowl

### BOSTON COLLEGE • 4-1

**H: 2-1, A: 2-0**

1972	.....	hW	42-10
1989	.....	hW	13-12
1991	..... 17/18	aW	30-14
1997	.....	aW	42-14
1998	.....	hL	31-41

### CALIFORNIA • 3-4

**H: 2-2, A: 0-2, N: 1-0**

1928	.....	n1W	8-7
1931	.....	hL	6-21
1932	.....	aL	7-27
1936	.....	hW	13-7
1938	.....	aL	0-13
1940	.....	hW	13-0
1978	.....	hL	22-34

n1-Rose Bowl

### CAMP GORDON • 1-0

**H: 1-0, A: 0-0**

1918	.....	hW	28-0
------	-------	----	------

### CARLISLE • 1-0

**H: 1-0, A: 0-0**

1917	.....	hW	98-0
------	-------	----	------

### CARNEGIE TECH • 0-2

**H: 0-1, A: 0-1**

1930	.....	aL	0-31
1931	.....	hL	0-13

### CENTRAL FLORIDA • 3-0

**H: 3-0, A: 0-0**

1996.....	hW	27-20
1999..... 12/13 .....	hW	41-10
2000.....	hW	21-17

### CENTRE • 1-0

**H: 1-0, A: 0-0**

1920	.....	hW	24-0
------	-------	----	------

### THE CITADEL • 10-0

**H: 8-0, A: 2-0**

1912	.....	aW	20-16
1913	.....	aW	47-0
1947	..... 7	hW	38-0
1948	..... 20	hW	54-0
1952	..... *3	hW	54-6
1978	.....	hW	28-0
1982	.....	hW	36-7
1984	.....	hW	48-3
1987	.....	hW	51-12
2001	..... 11/14	nW	35-7

### CONNECTICUT • 1-0

**H: 0-0, A: 1-0**

2002	.....	aW	31-14
------	-------	----	-------

### CUMBERLAND • 3-0

**H: 3-0, A: 0-0**

1904	.....	hW	18-0
1905	.....	hW	18-0
1916	.....	hW	222-0

### DAHLONEGA • 3-0

**H: 3-0, A: 0-0**

1905	.....	hW	54-0
1906	.....	hW	11-0
1907	.....	hW	72-0

### DAVIDSON • 12-2

**H: 11-2, A: 0-0**

1900	.....	hl	6-38
1902	.....	hl	6-7
1906	.....	w	4-0
1915	.....	hw	27-7
1916	.....	hw	9-0
1917	.....	hw	32-10
1919	.....	hw	33-0
1920	.....	hw	66-0
1921	.....	hw	70-0
1922	.....	hw	19-0
1942	6	nr	hw 33-0
1950	.....	hw	46-14
1951	7	nr	hw 34-7
1953	*3	nr	hw 53-0

### 11TH CAVALRY • 2-0-1

**H: 2-0-1, A: 0-0**

1911	.....	hW	22-5
1912	.....	hT	0-0
1918	.....	hW	119-0



# SERIES RESULTS

## 5TH DIVISION • 1-0

**H: 1-0, A: 0-0**

1919 ..... hW 48-0

## FLORIDA • 24-9-6

**H: 15-4-4, A: 9-4-2, N: 0-1**

1904 ..... hW 77-0  
 1912 ..... a1W 14-7  
 1913 ..... a1W 13-3  
 1923 ..... hT 7-7  
 1924 ..... hT 7-7  
 1925 ..... hW 23-7  
 1929 ..... hW 19-7  
 1930 ..... hL 7-55  
 1931 ..... hW 23-0  
 1932 ..... hW 6-0  
 1933 ..... hW 19-7  
 1934 ..... aL 12-13  
 1935 ..... hW 39-6  
 1936 ..... hW 38-14  
 1937 ..... aW 12-0  
 1938 ..... hT 0-0  
 1939 ..... 19 ..... nr ..... aW 21-7  
 1940 ..... hL 7-16  
 1941 ..... aL 7-14  
 1942 ..... 2 ..... nr ..... hW 20-7  
 1948 ..... 6 ..... nr ..... hW 42-7  
 1949 ..... aW 43-14  
 1950 ..... hW 16-13  
 1951 ..... aW 27-0  
 1952 ..... \*3 ..... nr ..... hW 17-14  
 1953 ..... \*3 ..... 15 ..... aT 0-0  
 1954 ..... 5 ..... nr ..... hL 12-13  
 1955 ..... 2 ..... 19 ..... aW 14-7  
 1956 ..... 5 ..... 13 ..... aW 28-0  
 1957 ..... hT 0-0  
 1960 ..... 10 ..... nr ..... aL 17-18  
 1961 ..... 7 ..... nr ..... hW 20-0  
 1962 ..... 8 ..... nr ..... aW 17-0  
 1963 ..... hW 9-0  
 1966 ..... 8 ..... nr ..... n1L 12-27  
 1978 ..... hW 17-13  
 1979 ..... aT 7-7  
 1980 ..... hL 12-45  
 1981 ..... aL 6-27

*a1-Jacksonville, Fla.; n1-Orange Bowl*

## FLORIDA STATE COLLEGE • 2-0

**H: 2-0, A: 0-0**

1903 ..... hW 17-0  
 1904 ..... hW 35-0

## FT. BENNING • 1-0

**H: 1-0, A: 0-0**

1943 ..... hW 27-0

## FT. McPHERSON • 2-1

**H: 2-1, A: 0-0**

1894 ..... hL 0-34  
 1904 ..... hW 11-5  
 1913 ..... hW 19-0

## FRESNO STATE • 0-1

**H: 0-0, A: 0-0, N: 0-1**

2002 ..... n1L 21-30  
*n1-Silicon Valley Football Classic, San Jose, Calif.*

## FURMAN • 10-1-3

**H: 10-1-1, A: 0-0-2**

1901 ..... hW 17-0  
 1901 ..... aT 5-5  
 1902 ..... aT 0-0  
 1917 ..... hW 25-0  
 1918 ..... hW 118-0  
 1919 ..... hW 74-0  
 1921 ..... hW 69-0  
 1946 ..... 6 ..... nr ..... hW 41-7  
 1947 ..... 10 ..... nr ..... hW 51-0  
 1983 ..... hL 14-17  
 1986 ..... hT 17-17  
 1991 ..... hW 19-17  
 1993 ..... hW 37-3  
 1994 ..... hW 51-7

## GEORGETOWN • 5-0

**H: 5-0, A: 0-0**

1919 ..... hW 27-0  
 1920 ..... hW 35-6  
 1921 ..... hW 21-7  
 1922 ..... hW 19-7  
 1923 ..... hW 20-10

## GEORGIA NAVY PRE-FLIGHT • 2-0

**H: 2-0, A: 0-0**

1943 ..... hW 35-7  
 1944 ..... 5 ..... nr ..... hW 13-7

## GORDON • 5-0

**H: 5-0, A: 0-0**

1901 ..... hW 29-0  
 1907 ..... hW 51-0  
 1908 ..... hW 32-0  
 1909 ..... hW 18-6  
 1910 ..... hW 57-0

## HOWARD • 5-0

**H: 3-0, A: 2-0**

1903 ..... aW 37-0  
 1911 ..... aW 28-0  
 1939 ..... hW 35-0  
 1940 ..... hW 27-0  
 1945 ..... hW 43-0

## INDIANA STATE • 1-0

**H: 1-0, A: 0-0**

1987 ..... hW 38-0

## IOWA STATE • 1-0

**H: 0-0, A: 0-0, N: 1-0**

1972 ..... n1W 31-30  
*n1-Liberty Bowl*

## KANSAS • 1-0

**H: 0-0, A: 0-0, N: 1-0**

1947 ..... 10 ..... 12 ..... n1W 20-14  
*n1-Orange Bowl*

## KENTUCKY • 11-7-1

**H: 7-3-1, A: 4-4**

1923 ..... hT 3-3  
 1932 ..... hL 6-12  
 1933 ..... aL 6-7  
 1935 ..... aL 6-25  
 1936 ..... hW 34-0  
 1937 ..... aW 32-0  
 1938 ..... hW 19-18  
 1939 ..... nr ..... 18 ..... hW 13-6  
 1940 ..... a1L 7-26  
 1941 ..... hW 20-13  
 1942 ..... 3 ..... nr ..... hW 47-7  
 1950 ..... nr ..... 4 ..... hL 14-28  
 1951 ..... 11 ..... 17 ..... aW 13-7  
 1954 ..... 15 ..... nr ..... hL 6-13  
 1956 ..... \*4 ..... nr ..... aW 14-6  
 1957 ..... \*11 ..... 20 ..... hW 13-0  
 1958 ..... aL 0-13  
 1959 ..... aW 14-12  
 1960 ..... hW 23-13

*a1-Louisville, Ky.*

## MOST FREQUENT OPPONENTS

School	Games	First	Last
Georgia	96	1893	2001
Auburn	90	1892	1987
Duke	69	1933	2001
Clemson	66	1898	2001

## LONGEST CONTINUOUS SERIES

School	Games	Years
Auburn	81	1905-1987
Georgia	77	1925-Active
Duke	69	1933-Active

# SERIES RESULTS

## LSU • 12-6

**H: 7-2, A: 5-3, N: 0-1**

1915	.....	a1W	36-7
1924	.....	hW	28-7
1927	.....	hW	23-0
1943	.....	nr 20	hW 42-7
1944	.....	9	nr aW 14-6
1945	.....	.....	hL 7-9
1946	.....	nr 12	aW 26-7
1950	.....	.....	aW 13-0
1951	.....	8	nr hW 25-7
1954	.....	.....	hW 30-20
1955	.....	4	nr aW 7-0
1956	.....	3	nr hW 39-7
1957	.....	17	nr aL 13-20
1960	.....	.....	hW 6-2
1961	.....	3	nr aL 0-10
1962	.....	5	nr hL 7-10
1963	.....	7	nr aL 6-7
2000	.....	15/17	nr n2L 14-28

a1-New Orleans, La.; n2-Chick-fil-A Peach Bowl

## MARYVILLE • 0-0-1

**H: 0-0-1, A: 0-0**

1906	.....	hT	6-6
------	-------	----	-----

## MEMPHIS STATE • 2-1

**H: 1-1, A: 1-0**

1980	.....	hW	17-8
1981	.....	hL	15-28
1982	.....	aW	24-20

## MERCER • 13-1-1

**H: 10-0-1, A: 3-1**

1892	.....	aL	6-12
1893	.....	hW	10-6
1896	.....	aW	6-4
1896	.....	hT	12-12
1908	.....	aW	16-6
1909	.....	hW	35-0
1910	.....	hW	46-0
1911	.....	hW	17-0
1912	.....	aW	16-6
1913	.....	hW	33-0
1914	.....	hW	105-0
1915	.....	hW	52-0
1916	.....	hW	61-0
1937	.....	hW	28-0
1938	.....	hW	19-0

## MIAMI, FLA. • 6-3

**H: 6-1, A: 0-1, N: 0-1**

1955	.....	*10	nr hW 14-6
1964	.....	.....	hW 20-0
1967	.....	.....	aL 7-49
1968	.....	nr 15	hL 7-10
1970	.....	19	nr hW 31-21
1975	.....	.....	hW 38-23
1977	.....	.....	hW 10-6
1978	.....	.....	hW 24-19
1999	.....	17/15	23/23 n1L 13-28

n1-Toyota Gator Bowl

## MICHIGAN • 0-1

**H: 0-0, A: 0-1**

1934	.....	aL	2-9
------	-------	----	-----

## MICHIGAN STATE • 3-0

**H: 1-0, A: 1-0, N: 1-0**

1971	.....	nr 18	hW 10-0
1972	.....	nr 18	aW 21-16
1985	.....	.....	n1W 17-14

n1-All-American Bowl

## MISSISSIPPI • 2-1

**H: 1-0, A: 0-0, N: 1-1**

1946	.....	.....	hW 24-7
1952	.....	2	7 n1W 24-7
1971	.....	nr 17	n2L 18-41

n1-Sugar Bowl; n2-Peach Bowl

## MISSISSIPPI STATE • 2-0

**H: 2-0, A: 0-0**

1908	.....	hW	23-0
1929	.....	hW	27-13

## MISSOURI • 1-1

**H: 0-0, A: 0-0, N: 1-1**

1939	.....	16	6 n1W 21-7
1962	.....	.....	8L 10-14

n1-Orange Bowl; n2-Bluebonnet Bowl

## MOONEY • 3-0

**H: 3-0, A: 0-0**

1904	.....	hW	51-0
1908	.....	hW	30-0
1909	.....	hW	35-6

## NASHVILLE • 0-2

**H: 0-2, A: 0-0**

1899	.....	hL	0-15
1900	.....	hL	0-23

## NAVY • 16-9

**H: 10-4, A: 3-3, N: 3-2**

1922	.....	.....	aL 0-13
1942	.....	6	nr aW 21-0
1943	.....	nr 3	n1L 14-28
1944	.....	8	9 hW 17-15
1945	.....	nr 2	n1L 6-20
1946	.....	8	nr hW 28-20
1947	.....	6	nr n1W 16-14
1964	.....	.....	n2W 17-0
1965	.....	.....	hW 37-16
1968	.....	.....	hL 15-35
1970	.....	.....	hW 30-8
1971	.....	.....	hW 34-21
1972	.....	.....	hW 30-7
1973	.....	.....	n2W 26-22
1974	.....	.....	hW 22-0
1975	.....	.....	hW 14-13
1976	.....	.....	aL 28-34
1977	.....	.....	aL 16-20

1979	.....	hW	24-14
1980	.....	hL	8-19
1981	.....	hL	14-20
1996	.....	hL	26-36
1999	.....	10/11	aW 49-14
2000	.....	.....	hW 40-13
2001	.....	10/13	aW 70-7

n1-Baltimore, Md.; n2-Jacksonville, Fla.

## NEBRASKA • 1-0

**H: 0-0, A: 0-0, N: 1-0**

1990	.....	2/2	19/13 n1W 45-21
------	-------	-----	-----------------

n1-Florida Citrus Bowl

## NEW MEXICO STATE • 1-0

**H: 1-0, A: 0-0**

1998	.....	hW	42-7
------	-------	----	------

## NOTRE DAME • 5-26-1

**H: 2-10-1, A: 2-16, N: 1-0**

1922	.....	hL	3-13
1923	.....	aL	7-35
1924	.....	aL	3-34
1925	.....	hL	0-13
1926	.....	aL	0-12
1927	.....	aL	7-26
1928	.....	hW	13-0
1929	.....	.....	hL 6-26
1938	.....	nr	*5 aL 6-14
1939	.....	nr	*2 aL 14-17
1940	.....	nr	*6 aL 20-26
1941	.....	nr	*8 hL 0-20
1942	.....	*6	nr aW 13-6
1943	.....	nr	*1 aL 13-55
1944	.....	10	18 hL 0-21
1945	.....	nr	*3 hL 7-40
1953	.....	4	1 aL 14-27
1959	.....	19	nr aW 14-10
1967	.....	nr	9 hL 3-36
1968	.....	nr	9 aL 6-34
1969	.....	nr	9 hL 20-38
1970	.....	nr	1 aL 7-10
1974	.....	nr	2 hL 7-31
1975	.....	nr	12 aL 3-24
1976	.....	nr	11 hW 23-14
1977	.....	nr	5 aL 14-69
1978	.....	20	10 hL 21-38
1979	.....	nr	10 aL 13-21
1980	.....	nr	1 hT 3-3
1981	.....	.....	aL 3-35
1997	.....	nr	11/13 aL 13-17
1998	.....	12/12	17/18 n1W 35-28

n1-Toyota Gator Bowl

## OGLETHORPE • 8-1

**H: 8-1, A: 0-0**

1920	.....	hW	55-0
1921	.....	hW	41-0
1922	.....	hW	31-6
1923	.....	hW	28-13
1924	.....	hW	19-0
1925	.....	hW	13-7
1926	.....	hL	6-7
1927	.....	hW	19-7
1928	.....	hW	32-7

# SERIES RESULTS

## PENN STATE • 3-4

**H: 2-0, A: 0-1, N: 1-3**

1921	.....	n1L	7-28
1923	.....	aL	0-7
1924	.....	hW	15-13
1924	.....	n2W	16-7
1961	..... 13 .....	17 .....	n3L 15-30
1966	..... 5 .....	nr .....	hW 21-0
1991	..... 8/6 .....	7/8 .....	n4L 34-22

n1-Polo Grounds, New York, N.Y.; n2-Yankee Stadium, New York, N.Y.; n3-Gator Bowl; n4-Kickoff Classic, Giants Stadium, East Rutherford, N.J.

## PENNSYLVANIA • 1-2

**H: 1-0, A: 0-2**

1917	.....	hW	41-0
1930	.....	aL	7-34
1931	.....	aL	12-13

## PITTSBURGH • 2-5

**H: 0-2, A: 0-3, N: 2-0**

1918	.....	aL	0-32	
1919	.....	aL	6-16	
1920	.....	aL	3-10	
1955	..... 7 .....	11 .....	n1W 7-0	
1956	..... 4 .....	13 .....	n2W 21-14	
1974	.....	nr .....	15 .....	hL 17-27
1976	.....	nr .....	3 .....	hL 14-42

n1-Sugar Bowl; n2-Gator Bowl

## PRESBYTERIAN • 3-0

**H: 3-0, A: 0-0**

1935	.....	hW	33-0
1936	.....	hW	55-0
1937	.....	hW	59-0

## PURDUE • 0-1

**H: 0-0, A: 0-0, N: 0-1**

1978	.....	nr .....	7 .....	n1L 21-41
------	-------	----------	---------	-----------

n1-Peach Bowl

## RICE • 2-0-1

**H: 1-0-1, A: 1-0**

1960	..... 13 .....	nr .....	aW 16-13
1961	.....	hW	24-0
1972	.....	hT	36-36

## RUTGERS • 1-0

**H: 1-0, A: 0-0**

1921	.....	hW	48-14
------	-------	----	-------

## ST. ALBANS • 0-2

**H: 2-0, A: 0-0**

1893	.....	hL	0-6
1902	.....	hL	0-17

## JOHNNY GRESHAM

*carries the ball against Duke in this 1963 Tech victory. The Jackets and Blue Devils have met every year since 1933, with Tech winning eight in a row and 12 of the last 13.*



## ST. MARY'S • 1-0

**H: 0-0, A: 0-0, N: 1-0**

1946	..... 11 .....	nr .....	n1W 41-19
------	----------------	----------	-----------

n1-Oil Bowl

## SAVANNAH A.A. • 0-1

**H: 1-0, A: 0-0**

1894	.....	hL	0-8
------	-------	----	-----

## SEWANEE • 5-7-1

**H: 5-7-1, A: 0-0**

1899	.....	hL	0-30
1900	.....	hL	0-34
1905	.....	hT	18-18
1906	.....	hL	0-16
1907	.....	hL	0-18
1908	.....	hL	0-6
1909	.....	hL	0-15
1911	.....	hW	23-0
1912	.....	hL	0-7
1913	.....	hW	33-0
1914	.....	hW	20-0
1935	.....	hW	32-0
1936	.....	hW	58-0

## SOUTHERN CALIFORNIA • 1-2

**H: 0-1, A: 1-1**

1961	.....	nr .....	9 .....	aW 27-7
1969	.....	nr .....	7 .....	aL 18-29
1973	.....	nr .....	1 .....	hL 6-23

## SOUTH CAROLINA • 12-9

**H: 12-3, A: 0-6**

1901	.....	hW	13-0
1903	.....	hL	0-16
1909	.....	hW	59-0
1914	.....	hW	20-0
1930	.....	hW	45-0

1931.....		hW	25-13
1949.....		hW	13-3
1950.....		hL	0-7
1970.....	nr..... 17.....	hW	23-20
1971.....	17..... nr.....	aL	7-24
1972.....		hW	34-6
1973.....		aL	28-41
1974.....		hW	35-20
1975.....		aL	17-23
1976.....		hL	17-27
1977.....		aL	0-17
1978.....		hW	6-3
1988.....	nr..... 8.....	hW	34-0
1989.....		aL	10-21
1990.....	nr..... 25/nr.....	hW	27-6
1991.....		aL	14-23

## SOUTHERN METHODIST • 8-2-1

**H: 5-0-1, A: 3-2**

1950	.....	nr	.....	*10	.....	aL	13-33
1951	.....					hW	21-7
1952	.....	6	.....	nr	.....	aW	20-7
1953	.....	9	.....	nr	.....	hW	6-4
1954	.....					aW	10-7
1955	.....	3	.....	nr	.....	hW	20-7
1956	.....	2	.....	5	.....	aW	9-7
1957	.....	3	.....	15	.....	hT	0-0
1958	.....	17	.....	nr	.....	aL	0-20
1959	.....	16	.....	6	.....	hW	16-12
1969	.....					hW	24-21

## STANFORD • 2-0

**H: 0-0, A: 0-0, N: 2-0**

1991	.....	nr .....	17/17 .....	n1W 18-17
2001	.....	nr .....	11/11 .....	n2W 24-14

n1-Aloha Bowl; n2-Seattle Bowl

## SYRACUSE • 1-0

**H: 0-0, A: 0-0, N: 1-0**

2001	.....	10/13 .....	n1W 13-7
------	-------	-------------	----------

n1-Kickoff Classic, East Rutherford, N.J.

# SERIES RESULTS

## TENNESSEE • 17-24-2

**H: 13-11-1, A: 4-13-1**

1902			hL	6-10
1903			aL	0-11
1904			hW	2-0
1905			hW	45-0
1907			hW	6-4
1908			hL	5-6
1909			aW	29-0
1911			hW	24-0
1946	nr	*8	aL	9-13
1947		*4	nr	hW 27-0
1948	6	nr	hL	6-13
1949	nr	14	hW	30-13
1954			hW	28-7
1955	8	nr	hT	7-7
1956	2	3	hL	0-6
1957	18	9	aL	6-21
1958			hW	21-7
1959	3	8	aW	14-7
1960	nr	8	hW	14-7
1961	9	nr	aL	6-10
1962	11	nr	hW	17-0
1963			aW	23-7
1964	7	nr	hL	14-22
1965			aL	7-21
1966	9	8	hW	6-3
1967			aL	13-24
1968	nr	10	hL	7-24
1969	nr	10	aL	8-26
1970	13	20	hL	6-17
1971	nr	13	aL	6-10
1972	nr	15	hL	3-34
1973	nr	8	aL	14-20
1976			hL	7-42
1977			aW	24-8
1979			aL	0-31
1980			hL	10-23
1981			aL	7-10
1982			hW	31-21
1983			aL	3-37
1984			hL	21-24
1985	nr	16	aT	6-6
1986			hW	14-13
1987	nr	13	aL	15-29

## UT-CHATTANOOGA • 8-0

**H: 8-0, A: 0-0**

1906			hW	18-0
1910			hW	18-0
1913			hW	71-6
1941			hW	20-0
1942		*6	nr	hW 30-6
1985			hW	35-7
1988			hW	24-10
1990			hW	44-9

## TEXAS • 0-1

**H: 0-0, A: 0-0, N: 0-1**

1942	5	11	n1L	7-14
------	---	----	-----	------

*n1-Cotton Bowl*

## TEXAS A&M • 1-1

**H: 1-1, A: 0-0**

1965			hL	10-14
1966			hW	38-3

## TEXAS CHRISTIAN • 2-0

**H: 2-0, A: 0-0**

1967			hW	24-7
1968			hW	17-7

## TEXAS TECH • 2-0

**H: 0-0, A: 0-0, N: 2-0**

1965	nr	10	n1W	31-21
1970	13	19	n2W	17-9

*n1-Gator Bowl; n2-Sun Bowl*

## TRANSYLVANIA • 1-0

**H: 1-0, A: 0-0**

1915			hW	67-0
------	--	--	----	------

## TULANE • 35-13

**H: 20-4, A: 15-9**

1916			hW	45-0
1917			aW	48-0
1926			hW	9-6
1927			hW	13-6
1928			aW	12-0
1929			aL	14-20
1930			hL	0-28
1931			aL	0-33
1932			hL	14-20
1933			hL	0-7
1934			aL	12-20
1943	19	nr	aW	33-0
1944	13	nr	hW	34-7
1945			aW	41-7
1946	7	nr	hW	35-7
1947	*4	nr	aW	20-6
1948	*6	nr	hW	13-7
1949	nr	*4	aL	0-18
1952	5	nr	hW	14-0
1953	10	nr	aW	27-13
1954	*7	nr	hW	28-0
1956	3	15	hW	40-0
1957			aW	20-13
1958			hW	14-0
1959	9	nr	aW	21-13
1960			hW	14-6
1961	9	nr	aW	35-0
1962			hW	42-12
1963			aW	17-3
1964			hW	7-6
1965			aW	13-10
1966	6	nr	hW	35-17
1967			aL	12-23
1968			hW	23-19
1969			aL	7-14
1970			hW	20-6
1971			aW	24-16
1972			hW	21-7
1973			aL	14-23
1974	nr	18	hW	27-7
1975			aW	23-0
1976			hW	28-16
1977			aW	38-14
1978			hW	27-17
1979			aL	7-12
1980			hL	14-31
1981			aL	10-27
1982			aW	19-13

## TULSA • 1-1

**H: 0-0, A: 0-0, N: 1-1**

1943	13	15	n1W	20-18
1944	13	nr	n2L	12-26

*n1-Sugar Bowl; n2-Orange Bowl*

## VMI • 14-1

**H: 14-1, A: 0-0**

1914			hW	28-7
1923			hW	10-7
1924			hW	3-0
1925			hW	33-0
1926			hW	13-0
1927			hW	7-0
1928			hW	13-0
1946			hW	32-6
1947	4	nr	hW	20-0
1950			hL	13-14
1951	8	nr	hW	34-7
1973			hW	36-7
1975			hW	38-10
1986			hW	52-6
1988			hW	34-7

## VIRGINIA TECH • 1-0

**H: 1-0, A: 0-0**

1990	7/7		hW	6-3
------	-----	--	----	-----

*NOTE: The 2000 BCA Bowl, Georgia Tech vs. Virginia Tech, at Blacksburg, Va., was cancelled due to lightning.*

## WASHINGTON & LEE • 4-1-1

**H: 4-1-1, A: 0-0**

1916			hT	7-7
1917			hW	63-0
1919			hL	0-3
1926			hW	19-7
1948		*6	nr	hW 27-0
1949			hW	36-0

## WESTERN CAROLINA • 4-0

**H: 4-0, A: 0-0**

1985			hW	24-17
1989			hW	34-7
1992	24/24	nr	hW	37-19
1994			hW	26-45

## WEST VIRGINIA • 2-0

**H: 0-0, A: 0-0, N: 2-0**

1953	8	10	n1W	42-19
1997			n2W	35-30

*n1-Sugar Bowl; n2-Carquest Bowl*

## WILLIAM & MARY • 1-0

**H: 1-0, A: 0-0**

1979			hW	33-7
------	--	--	----	------

## WOFFORD • 1-0

**H: 0-0, A: 0-0, N: 1-0**

1901			n1W	33-0
------	--	--	-----	------

*n1-Augusta, Ga.*

# RUSHING

## INDIVIDUAL RECORDS

### Most Rushing Attempts

<i>Game</i>	39	Robert Lavette vs. Tennessee, 1982; Jerry Mays vs. Georgia, 1989
<i>Season</i>	282	Joe Burns, 2001
<i>Career</i>	914	Robert Lavette, 1981-84

### Most Net Yards

<i>Game</i>	356	Eddie Lee Ivery vs. Air Force, 1978
<i>Season</i>	1,562	Eddie Lee Ivery, 1978
<i>Career</i>	4,066	Robert Lavette, 1981-84

### Most Touchdowns Rushing

<i>Game</i>	4	George Maloof vs. Georgia, 1951 Robert Lavette vs. Virginia, 1982 Tony Hollings vs. Connecticut, 2002
<i>Season</i>	19	Robert Lavette, 1982
<i>Career</i>	45	Robert Lavette, 1981-84

### Highest Yards Per Carry Average

<i>Game</i>	13.7	Eddie Lee Ivery vs. Air Force, 1978 (min. 25 att.)
<i>Season</i>	7.2	Dorsey Levens, 1993 (min. 100 att.)
	8.2	David Sims, 1975 (min. 50 att.)
<i>Career</i>	5.7	Eddie Lee Ivery, 1975-78 (min. 400 att.)
	6.0	David Sims, 1975-78 (min. 300 att.)
	6.0	David Sims, 1975-78 (min. 100 att.)

### Most Yards Gained by a Quarterback

<i>Game</i>	122	Gary Hardie vs. Tulane, 1977
<i>Season</i>	734	Joe Hamilton, 1999
<i>Career</i>	1,758	Joe Hamilton, 1996-99

### Most All-Purpose Yards

<i>Game</i>	367	Eddie Lee Ivery vs. Air Force, 1978
<i>Season</i>	1,879	Eddie Lee Ivery, 1978
<i>Career</i>	5,393	Robert Lavette, 1981-84

## TEAM RECORDS

### Rushing Attempts

<i>Game</i>	Most:	86	Virginia, 1976
	Fewest:	19	Arizona, 1994; North Carolina, 1994
<i>Season</i>	Most:	692	1975

### Most Net Yards

<i>Game</i>	Most:	558	VMI, 1975
	Fewest:	-42	Notre Dame, 1968
<i>Season</i>	Most:	3,627	1975

### Most Touchdowns Rushing

<i>Game</i>	7	Wake Forest, 1983
<i>Season</i>	32	1975, 1952

### Highest Yards Per Carry Average

<i>Season</i>	5.3	1993 (467-2463)
---------------	-----	-----------------

### Most First Downs Rushing

<i>Game</i>	26	VMI, 1975
-------------	----	-----------

## CAREER RUSHING LEADERS

Player .....	Years .....	Att.	TD	Yards
1. Robert Lavette .....	1981-84	914	45	4,066
2. Jerry Mays .....	1985-89	695	18	3,699
3. Eddie Lee Ivery .....	1975-78	609	22	3,517
4. Joe Burns .....	1998-01	614	31	2,634
5. C.J. Williams .....	1994-96	539	20	2,365
6. David Sims .....	1974-76	379	21	2,274
7. William Bell .....	1989-93	418	14	2,026
8. Leon Hardeman .....	1951-53	337	22	1,794
9. Ronny Cone .....	1979-83	381	11	1,777
10. Joe Hamilton .....	1996-99	501	18	1,758
11. Lenny Snow .....	1965-67	445	18	1,743
12. Bill Teas .....	1951-54	294	11	1,689
13. Jimmy Lincoln .....	1991-94	380	5	1,601
14. Cory Collier .....	1983-86	357	12	1,590
15. Malcolm King .....	1984-87	330	17	1,576
16. Bobby North .....	1947-50	293	10	1,505
17. Brent Cunningham .....	1969-71	346	10	1,446
18. Charles Wiley .....	1995-98	328	19	1,431
19. Greg Horne .....	1971-73	370	11	1,425
20. Glenn Turner .....	1951-53	315	11	1,329
21. Sean Gregory .....	1998-01	277	16	1,290
22. Charlie Rogers .....	1995-98	220	5	1,287
23. Phillip Rogers .....	1995-99	324	15	1,264
24. Rodney Lee .....	1977-79	245	10	1,250
25. Adrian Rucker .....	1974-77	223	10	1,162
Bucky Shamburger .....	1975-78	241	3	1,162
27. Michael Smith .....	1991-94	249	6	1,083
28. Dorsey Levens .....	1992-93	169	10	1,036
29. Pat Moriarty .....	1993-77	240	1	1,007



**ROBERT LAVETTE**, Georgia Tech's all-time leading rusher, ranks fourth in ACC history with 4,066 yards.

# RUSHING

## YEARLY LEADERS

Year	Player	Att.	Yards	TD
1950	Bobby North	145	663	4
1951	Leon Hardeman	126	647	8
1952	Bill Teas	151	825	6
1953	Bill Teas	111	610	3
1954	Jimmy Thompson	47	442	4
1955	George Volkert	81	583	5
1956	Ken Owen	107	497	2
1957	Lester Simerville	86	275	1
1958	Floyd Faucette	83	473	1
1959	Floyd Faucette	69	330	3
1960	Chick Graning	82	315	4
1961	Mike McNames	94	350	2
1962	Billy Lothridge	128	478	9
1963	Ray Mendheim	93	427	5
1964	Johnny Gresham	99	437	4
1965	Lenny Snow	125	597	4
1966	Lenny Snow	202	761	12
1967	Lenny Snow	118	385	2
1968	Kenny Bounds	56	188	2
1969	Brent Cunningham	118	459	0
1970	Brent Cunningham	144	740	5
1971	Greg Horne	123	500	2
1972	Greg Horne	139	558	4
1973	Cleo Johnson	92	451	0
1974	David Sims	144	881	6
1975	David Sims	72	590	6
1976	David Sims	163	803	9
1977	Eddie Lee Ivery	153	900	6
1978	Eddie Lee Ivery	267	1,562	9
1979	Ronny Cone	126	617	4
1980	David Allen	134	466	2
1981	Robert Lavette	188	866	7
1982	Robert Lavette	280	1,208	19
1983	Robert Lavette	186	803	5
1984	Robert Lavette	260	1,189	14
1985	Cory Collier	139	606	2
1986	Jerry Mays	148	842	7
1987	Malcolm King	89	383	5
1988	Jerry Mays	194	942	0
1989	Jerry Mays	249	1,349	8
1990	William Bell	161	891	5
1991	Jimy Lincoln	199	913	2
1992	Michael Smith	74	336	1
1993	Dorsey Levens	114	823	8
1994	C.J. Williams	120	564	1
1995	C.J. Williams	245	1,138	12
1996	C.J. Williams	174	663	7
1997	Charles Wiley	150	567	9
1998	Joe Burns	98	474	5
1999	Sean Gregory	172	837	13
2000	Joe Burns	220	908	12
2001	Joe Burns	282	1,165	14
2002	Tony Hollings	92	633	11

## SEASON ATTEMPTS

1.	Joe Burns	282	2001
2.	Robert Lavette	280	1982
3.	Eddie Lee Ivery	267	1978
4.	Robert Lavette	260	1984
5.	Jerry Mays	249	1989
6.	C.J. Williams	245	1995
7.	Joe Burns	220	2000
8.	Lenny Snow	202	1966
9.	Jimy Lincoln	199	1991
10.	Jerry Mays	194	1988
11.	Robert Lavette	188	1981
12.	Robert Lavette	186	1983
13.	C.J. Williams	174	1996
14.	Sean Gregory	172	1999
15.	William Bell	166	1993

## SEASON YARDAGE

1.	Eddie Lee Ivery	1,562	1978
2.	Jerry Mays	1,349	1989
3.	Robert Lavette	1,208	1982
4.	Robert Lavette	1,189	1984
5.	Joe Burns	1,165	2001
6.	C.J. Williams	1,138	1995
7.	Jerry Mays	942	1988
8.	Jimy Lincoln	913	1991
9.	Joe Burns	908	2000
10.	Eddie Lee Ivery	900	1977
11.	William Bell	891	1990
12.	David Sims	881	1974
13.	Sean Gregory	837	1999
14.	Robert Lavette	866	1981
15.	Jerry Mays	842	1986
16.	Dorsey Levens	823	1993
17.	David Sims	803	1976
	Robert Lavette	803	1983
19.	Rodney Lee	780	1977
20.	Eddie Lee Ivery	777	1976

## SEASON RUSHING TOUCHDOWNS

1.	Robert Lavette	19	1982
2.	Robert Lavette	14	1984
	Joe Burns	14	2001
4.	Sean Gregory	13	1999
5.	Joe Burns	12	2000
	C.J. Williams	12	1995
	Lenny Snow	12	1966
8.	Tony Hollings	11	2002
9.	Charles Wiley	9	1997
	Eddie Lee Ivery	9	1978
	David Sims	9	1976
	Billy Lothridge	9	1962
	Leon Hardeman	9	1952
14.	Dorsey Levens	8	1993
	Jerry Mays	8	1989
	Leon Hardeman	8	1951
	Phillip Rogers	8	1999

## CAREER ATTEMPTS

1.	Robert Lavette	914	1981-84
2.	Jerry Mays	695	1985-89
3.	Joe Burns	614	1998-01
4.	Eddie Lee Ivery	609	1975-78
5.	C.J. Williams	539	1994-96
6.	Joe Hamilton	501	1996-99
7.	Lenny Snow	445	1965-67
8.	William Bell	418	1989-93
9.	Shawn Jones	392	1989-92
10.	Ronny Cone	381	1979-83
11.	Jimy Lincoln	380	1991-94
12.	David Sims	379	1974-76
13.	Greg Horne	370	1971-73
14.	Cory Collier	357	1983-86
15.	Brent Cunningham	346	1969-71

## CAREER RUSHING TOUCHDOWNS

1.	Robert Lavette	45	1981-84
2.	Joe Burns	31	1998-01
3.	Eddie Lee Ivery	22	1975-78
	Leon Hardeman	22	1951-53
5.	David Sims	21	1974-76
6.	C.J. Williams	20	1994-96
7.	Shawn Jones	19	1989-92
	Charles Wiley	19	1995-98
9.	Joe Hamilton	18	1996-99
	Jerry Mays	18	1985-89
	Lenny Snow	18	1965-67
	Malcolm King	17	1984-87
13.	Sean Gregory	16	1998-01
14.	Billy Lothridge	15	1961-63
	Phillip Rogers	15	1995-99

## SINGLE-GAME ATTEMPTS


1.	Jerry Mays	39 vs. Georgia, 1989
	Robert Lavette	39 vs. Tennessee, 1982
3.	Robert Lavette	38 vs. Georgia, 1982
4.	Robert Lavette	36 vs. Virginia, 1984
	Tony Hollings	36 vs. BYU, 2002
5.	C.J. Williams	35 vs. Duke, 1995
6.	Joe Burns	34 vs. Syracuse, 2001
	Joe Burns	34 vs. NC State, 2001
	Joe Burns	34 vs. North Carolina, 2001
8.	Robert Lavette	33 vs. Memphis, 1982
	Brent Cunningham	33 vs. Duke, 1969
	Lenny Snow	33 vs. Texas Tech, 1965
11.	Lenny Snow	32 vs. Tulane, 1967
	Ajenavi Ezimefe	32 vs. N. Carolina, 2002
13.	Jimy Lincoln	31 vs. Virginia, 1991
	Robert Lavette	31 vs. NC State, 1983

# RUSHING

## 100-YARD RUSHING PERFORMANCES

Yds.	Player, Game (Attempts)
356	Eddie Lee Ivery vs. Air Force, 1978 (26)
229	Jimmy Lincoln vs. Virginia, 1991 (31)
217	Brent Cunningham vs. Clemson, 1970 (16)
207	Jerry Mays vs. Georgia, 1989 (39)
206	C.J. Williams vs. Wake Forest, 1994 (30)
206	Jerry Mays vs. Western Carolina, 1985 (25)
203	Robert Lavette vs. Georgia, 1982 (38)
199	Eddie Prokop vs. Tulsa, 1944, Sugar Bowl
198	Joe Burns vs. North Carolina, 2001 (34)
197	Robert Lavette vs. Navy, 1981 (24)
190	Brent Cunningham vs. Duke, 1969 (33)
189	Tony Hollings vs. BYU, 2002 (36)
188	Jerry Mays vs. NC State, 1986 (14)
185	C.J. Williams vs. Duke, 1995 (35)
179	Joe Burns vs. Maryland, 1998 (20)
171	Rodney Lee vs. Duke, 1977 (20)
169	Jerry Mays vs. North Carolina, 1989 (27)
168	Cory Collier vs. Wake Forest, 1983 (26)
168	Robert Lavette vs. North Carolina, 1981 (21)
168	Bobby North vs. Auburn, 1949
166	C.J. Williams vs. Maryland, 1995 (27)
166	William Bell vs. Duke, 1990 (18)
166	Eddie Lee Ivery vs. Miami, Fla., 1978 (30)
161	Robert Lavette vs. Virginia, 1984 (36)
160	Eddie Lee Ivery vs. Georgia, 1978 (25)
158	Robert Lavette vs. The Citadel, 1984 (18)
158	Robert Lavette vs. Georgia, 1983 (26)
157	Jerry Mays vs. North Carolina, 1988 (20)
157	Eddie Lee Ivery vs. So. Carolina, 1978 (29)

156	Ronny Cone vs. Air Force, 1979 (26)
154	C.J. Williams vs. Arizona, 1995 (30)
154	Brent Cunningham vs. Duke, 1970 (24)
153	Tony Hollings vs. Vanderbilt, 2002 (17)
151	C.J. Williams vs. Furman, 1995 (17)
151	Jerry Mays vs. VMI, 1988 (13)
151	David Sims vs. VMI, 1975 (12)
150	Sean Gregory vs. UCF, 1999 (22)
149	Robert Lavette vs. Tennessee, 1984 (21)
148	Robert Lavette vs. The Citadel, 1982 (27)
148	Robert Lavette vs. Memphis State, 1982 (33)
147	Tony Hollings vs. Clemson, 2002 (23)
147	C.J. Williams vs. NC State, 1996 (28)
146	Eddie Lee Ivery vs. Florida, 1978 (30)
145	Joe Burns vs. Wake Forest, 2001 (30)
145	Robert Lavette vs. Tulane, 1982 (27)
144	Tony Hollings vs. Connecticut, 2002 (16)
143	C.J. Williams vs. NC State, 1995 (23)
142	Eddie Lee Ivery vs. So. Carolina, 1977 (16)
142	Brent Cunningham vs. Navy, 1970 (25)
141	Dorsey Levens vs. Wake Forest, 1993 (20)
141	Robert Lavette vs. North Carolina, 1983 (25)
141	Adrian Rucker vs. Virginia, 1974 (14)
141	Lenny Snow vs. Clemson, 1966 (22)
139	Jerry Mays vs. South Carolina, 1989 (13)
139	Robert Lavette vs. Tennessee, 1982 (39)
139	Robert Lavette vs. Wake Forest, 1982 (26)
139	Robert Lavette vs. Alabama, 1984 (26)
136	Ajenavi Eziemefie vs. N. Carolina, 2002 (32)
136	Jerry Mays vs. Maryland, 1989 (23)
136	Robert Lavette vs. Virginia, 1982 (29)
136	Lenny Snow vs. Texas Tech, 1965 (33), Gator Bowl



**EDDIE LEE IVERY** set a then-NCAA record with 356 yards rushing against Air Force in 1978.

135	Jerry Mays vs. Wake Forest, 1989 (21)
134	Richard Hills vs. Indiana State, 1987 (18)
134	David Sims vs. North Carolina, 1974 (15)
133	Dorsey Levens vs. NC State, 1993 (17)
132	David Sims vs. Miami, Fla., 1975 (15)
131	William Bell vs. Maryland, 1993 (16)
131	Lenny Snow vs. Virginia, 1966 (26)
130	Dorsey Levens vs. Maryland, 1993 (13)
130	Rob Healy vs. Georgia, 1971 (24)
130	Lenny Snow vs. Clemson, 1965 (17)
129	Sidney Ford vs. Navy, 2001 (22)
129	Leon Hardeman vs. SMU, 1952
128	William Bell vs. Georgia, 1990 (24)
128	Bill Teas vs. LSU, 1954 (6)
127	William Bell vs. Nebraska, 1991 (16), Florida Citrus Bowl
127	Eddie Lee Ivery vs. Auburn, 1978 (26)
126	Joe Burns vs. Clemson, 2001 (30)
126	David Sims vs. South Carolina, 1974 (15)
125	Charles Wiley vs. Duke, 1997 (20)
125	Jerry Mays vs. South Carolina, 1988 (30)
125	Robert Lavette vs. NC State, 1983 (31)
124	Eddie Lee Ivery vs. Tulane, 1977 (23)
124	Bucky Shamburger vs. Duke, 1975 (12)
123	Joe Burns vs. North Carolina, 2000 (26)
123	William Bell vs. North Carolina, 1990 (21)
123	Jerry Mays vs. North Carolina, 1985 (17)
123	Eddie Lee Ivery vs. Virginia, 1976 (23)
123	David Sims vs. Pittsburgh, 1974 (22)
123	Ray Mendheim vs. Auburn, 1963 (17)

## TWO 100-YD RUSHERS IN SAME GAME

Sean Gregory (150) and Joe Hamilton (100)	Central Florida, 1999
Charlie Rogers (112) and C.J. Williams (103)	Duke, 1996
C.J. Williams (185) and Donnie Davis (103)	Duke, 1995
Dorsey Levens (106) and William Bell (104)	Baylor, 1993
Dorsey Levens (133) and William Bell (111)	NC State, 1993
William Bell (131) and Dorsey Levens (130)	Maryland, 1993
Jimmy Lincoln (114) and Dorsey Levens (112)	Furman, 1993
Robert Lavette (109) and Malcolm King (104)	Georgia, 1984
Cory Collier (168) and Ronny Cone (111)	Wake Forest, 1983
Robert Lavette (139) and Eddie Fortier (104)	Wake Forest, 1982
Eddie Lee Ivery (356) and Ray Friday (115)	Air Force, 1978
Rodney Lee (171) and Eddie Lee Ivery (102)	Duke, 1977
Eddie Lee Ivery (124) and Gary Hardie (122)	Tulane, 1977
David Sims (126) and Danny Myers (108)	South Carolina, 1974
Bruce Southall (107) and Greg Horne (104)	Navy, 1972
Leon Hardeman (129) and Bill Teas (117)	SMU, 1952
Bill Teas (115) and Glenn Turner (115)	Alabama, 1952

# RUSHING

122	Joe Burns vs. Duke, 2001 (24)
122	Malcolm King vs. Michigan State, 1985 (16), All American Bowl
122	Ronny Cone vs. William & Mary, 1979 (18)
122	Gary Hardie vs. Tulane, 1977 (8)
122	David Sims vs. Notre Dame, 1976 (15)
121	George Volkert vs. Georgia, 1955 (11)
120	Joe Burns vs. Virginia, 2000 (24)
120	Michael Smith vs. Duke, 1991 (17)
119	Sean Gregory vs. Virginia, 1999 (25)
118	Cory Collier vs. Virginia, 1983 (17)
117	C.J. Williams vs. Clemson, 1994 (25)
117	Bill Teas vs. SMU, 1952
116	Jerry Mays vs. Virginia, 1988 (23)
115	Ray Friday vs. Air Force, 1978 (5)
115	Billy Williamson vs. Georgia, 1961 (19)
115	Glenn Turner vs. Georgia, 1952 (27)
115	Bill Teas vs. Alabama, 1952
115	Glenn Turner vs. Alabama, 1952
114	Joe Burns vs. NC State, 2001 (34)
114	Jimmy Lincoln vs. Furman, 1993 (11)
114	Cory Collier vs. Wake Forest, 1985 (21)
114	Robert Lavette vs. Duke, 1984 (20)
114	Greg Horne vs. Duke, 1971 (20)
114	Bill Teas vs. Florida, 1954 (11)
114	Leon Hardeman vs. Tulane, 1952
113	Joe Burns vs. Syracuse, 2001 (34)
113	Sean Gregory vs. NC State, 1999 (22)
113	Jerry Mays vs. Virginia, 1989 (21)
113	David Sims vs. Georgia, 1974 (15)
113	Lenny Snow vs. Texas A&M, 1966 (19)
113	Bill Teas vs. Auburn, 1953 (15)
112	Charlie Rogers vs. Duke, 1996 (18)
112	Dorsey Levens vs. Furman, 1993 (12)
112	Eddie Lee Ivery vs. Georgia, 1977 (20)

112	Rodney Lee vs. Auburn, 1977 (14)
112	David Sims vs. Clemson, 1975 (10)
112	Bruce Southall vs. Boston College, 1972 (14)
111	Sidney Ford vs. Wake Forest, 2000 (15)
111	Charles Wiley vs. Wake Forest, 1996 (20)
111	William Bell vs. NC State, 1993 (24)
111	Jerry Mays vs. North Carolina, 1986 (16)
111	Ronny Cone vs. Wake Forest, 1983 (16)
111	Eddie Lee Ivery vs. Duke, 1978 (21)
110	Lenny Snow vs. Florida, 1967, Orange Bowl
110	Floyd Faucette vs. Clemson, 1958 (10)
110	Bill Teas vs. Georgia, 1952
109	Joe Burns vs. Maryland, 2000 (28)
109	Robert Lavette vs. Georgia, 1984 (27)
108	C.J. Williams vs. North Carolina, 1995 (30)
108	Danny Myers vs. South Carolina, 1974 (15)
108	Leon Hardeman vs. Duke, 1952
107	Nate Kelsey vs. Virginia, 1986 (12)
107	Eddie Lee Ivery vs. Tennessee, 1976 (16)
107	Bruce Southall vs. Navy, 1972 (15)
107	Jimmy Thompson vs. Duke, 1954 (10)
106	Dorsey Levens vs. Baylor, 1993 (13)
106	Jerry Mays vs. Duke, 1989 (21)
104	William Bell vs. Baylor, 1993 (25)
104	Malcolm King vs. Georgia, 1984 (6)
104	Eddie Fortier vs. Wake Forest, 1982 (18)
104	Danny Myers vs. Tulane, 1975 (19)
104	Greg Horne vs. Navy, 1972 (22)
104	Glenn Turner vs. Florida, 1953 (20)
103	C.J. Williams vs. Duke, 1996 (9)
103	Donnie Davis vs. Duke, 1995 (12)
103	Tony Head vs. Auburn, 1975 (19)
102	Eddie Lee Ivery vs. Notre Dame, 1978 (26)
102	Eddie Lee Ivery vs. Duke, 1977 (13)
102	Leon Hardeman vs. Vanderbilt, 1952



**JERRY MAYS**, No. 2 on Tech's rushing list, had 15 100-yard efforts, with a high of 207 against Georgia in his final game.

101	Sean Gregory vs. Clemson, 1999 (24)
101	Jimmy Lincoln vs. Wake Forest, 1991 (21)
101	John Dewberry vs. Clemson, 1983 (10)
100	Joe Burns vs. NC State, 2000 (21)
100	Joe Hamilton vs. UCF, 1999 (12)



**CORY COLLIER** is one of four Yellow Jackets who have been named ACC Rookie of the Year.

## MOST 100-YARD GAMES IN A CAREER

18 by Robert Lavette, 1981-84  
 15 by Jerry Mays, 1985-89  
 14 by Eddie Lee Ivery, 1975-78  
 11 by Joe Burns, 1998-01  
 10 by C.J. Williams, 1994-96  
 8 by David Sims, 1974-76  
 7 by William Bell, 1989-93  
 6 by Bill Teas, 1951-54

## MOST 100-YARD GAMES IN A SEASON, INDIVIDUAL

8 by Eddie Lee Ivery in 1978  
 7 by Robert Lavette in 1982  
 7 by Jerry Mays in 1989  
 6 by C.J. Williams in 1995  
 6 by Robert Lavette in 1984  
 6 by Joe Burns in 2001  
 5 by Dorsey Levens in 1993

## MOST 100-YARD GAMES IN A SEASON, TEAM

9 in 1978 (Ivery 8, Friday 1)  
 9 in 1952 (Hardeman 4, Teas 3, Turner 2)  
 9 in 1993 (Levens 5, Bell 3, Lincoln 1)  
 8 in 1982 (Lavette 7, Fortier 1)  
 7 in 1995 (Williams 6, Davis 1)  
 7 in 1989 (Mays 7)  
 7, 1983 (Lavette 3, Collier 2, Cone 1, Dewberry 1)  
 7 in 1977 (Ivery 4, Lee 2, Hardie 1)  
 7 in 2001 (Burns 6, Ford 1)

## NO 100-YARD GAMES

1956, 1957, 1959, 1960, 1962, 1964, 1967, 1968, 1973, 1980, 1992

## MOST CONSECUTIVE 100-YARD GAMES

7 by Eddie Lee Ivery in 1978  
 4 by Tony Hollings in 2002




# RUSHING

## CAREER RUSHING YARDS BY QB


1. Joe Hamilton .....	1,758	1996-99
2. Danny Myers .....	921	1973-75
3. Shawn Jones .....	855	1989-92
4. Donnie Davis .....	749	1992-95
5. Billy Lothridge .....	746	1961-63
6. John Dewberry .....	630	1983-85
7. Kim King .....	506	1964-66
8. Gary Hardie .....	478	1976-78
9. Gary Lanier .....	441	1976-79

## SEASON RUSHING YARDS BY QB

1. Joe Hamilton .....	734	1999
1. Danny Myers .....	489	1974
3. Joe Hamilton .....	478	1997
Billy Lothridge .....	478	1962
5. Danny Myers .....	432	1975
6. Gary Hardie .....	429	1977
7. Donnie Davis .....	390	1995
8. Shawn Jones .....	361	1991
9. Bucky Shamburger .....	344	1976
10. Shawn Jones .....	330	1989
11. John Dewberry .....	329	1984
12. Donnie Davis .....	328	1993



**DANNY MYERS**, who directed a potent wishbone offense from 1973-75, was Tech's career rushing leader among quarterbacks until surpassed by Joe Hamilton.



**DONNIE DAVIS** was the first Tech quarterback to rush and pass for 100 yards in the same game when he did so against Duke in 1995. Joe Hamilton also accomplished the feat in 1999.

## SINGLE-GAME RUSHING YARDS BY QB

1. Gary Hardie .....	122 vs. Tulane, 1977 (8)
2. Danny Myers .....	108 vs. South Carolina, 1974 (15)
3. Danny Myers .....	104 vs. Tulane, 1975 (19)
4. Donnie Davis .....	103 vs. Duke, 1995 (12)
5. John Dewberry .....	101 vs. Clemson, 1983 (10)
6. Joe Hamilton .....	100 vs. UCF, 1999 (12)
7. Joe Hamilton .....	94 vs. Georgia, 1999 (15)
6. Shawn Jones .....	91 vs. Boston College, 1991 (12)
7. Shawn Jones .....	89 vs. Virginia, 1989 (1)
Joe Hamilton .....	89 vs. Boston College, 1997 (5)

## CAREER RUSHING TOUCHDOWNS BY QB

1. Shawn Jones .....	19	1989-92
2. Joe Hamilton .....	18	1996-99
3. Danny Myers .....	14	1973-75
4. Billy Lothridge .....	15	1961-63
5. Toppy Vann .....	11	1956-57
6. John Dewberry .....	9	1983-85
7. Gary Lanier .....	8	1976-79
8. Donnie Davis .....	7	1992-95
Kim King .....	7	1964-66
Wade Mitchell .....	7	1953-56
11. George Godsey .....	6	1998-01

## SEASON RUSHING TOUCHDOWNS BY QB

1. Billy Lothridge .....	9	1962
2. Shawn Jones .....	7	1991
Danny Myers .....	7	1974
Danny Myers .....	7	1975
5. Shawn Jones .....	6	1990
Joe Hamilton .....	6	1999
7. Joe Hamilton .....	5	1997
John Dewberry .....	5	1983

## TOP RUSHING TANDEM IN A SEASON

Players .....	Year	Total
1. Eddie Lee Ivery (1,562) and Rodney Lee (392) .....	1978	1,954
2. Eddie Lee Ivery (900) and Rodney Lee (780) .....	1977	1,680
3. Jerry Mays (1,349) and Shawn Jones (330) .....	1989	1,679
4. C.J. Williams (1,138) and Charles Wiley (494) .....	1995	1,632
5. Dorsey Levens (823) and William Bell (752) .....	1993	1,575
6. Sean Gregory (837) and Joe Hamilton (734) .....	1999	1,571
7. Robert Lavette (1,189) and Malcolm King (377) .....	1984	1,566
8. Robert Lavette (1,208) and Eddie Fortier (353) .....	1982	1,561
9. David Sims (803) and Eddie Lee Ivery (754) .....	1976	1,557
10. Joe Burns (1,165) and Sidney Ford (290) .....	2001	1,455
11. Billy Teas (741) and Leon Hardeman (700) .....	1952	1,441
12. David Sims (881) and Danny Myers (489) .....	1974	1,370
13. Robert Lavette (803) and Ronny Cone (497) .....	1983	1,300
14. William Bell (891) and Jeff Wright (395) .....	1990	1,286
15. Jerry Mays (842) and Cory Collier (443) .....	1986	1,285

# ALL-PURPOSE

## YEARLY LEADERS

Year	Player	Plays	Yards
1948	Bob McCoy	54	530
1949	Bobby North	139	822
1950	Bobby North	149	706
1951	Leon Hardeman	144	851
1952	Billy Teas	180	1,195
1953	Billy Teas	137	1,061
1954	Jimmy Thompson	53	519
1955	George Volkert	97	877
1956	Ken Owen	116	773
1957	Lester Simmerville	95	584
1958	Floyd Faucette	99	659
1959	Taz Anderson	85	550
1960	Billy Williamson	93	798
1961	Billy Williamson	101	745
1962	Joe Auer	68	512
1963	Joe Auer	82	552
1964	Johnny Gresham	136	980
1965	Lenny Snow	150	901
1966	Lenny Snow	216	889
1967	John Sias	54	752
1968	John Sias	65	922
1969	Gene Spiotta	108	703
1970	Brent Cunningham	164	990
1971	Brent Cunningham	115	610
1972	Jimmy Robinson	51	828
1973	Jimmy Robinson	57	742
1974	David Sims	151	913
1975	Drew Hill	55	754
1976	Eddie Lee Ivery	151	844
1977	Eddie Lee Ivery	160	1,101
1978	Eddie Lee Ivery	291	1,879
1979	Marlon Heggs	45	813
1980	Marlon Heggs	41	691
1981	Robert Lavette	250	1,562
1982	Robert Lavette	309	1,570
1983	Robert Lavette	207	926
1984	Robert Lavette	283	1,335
1985	Gary Lee	53	975
1986	Jerry Mays	173	1,044
1987	Richard Hills	139	1,079
1988	Jerry Mays	240	1,280
1989	Jerry Mays	286	1,624
1990	William Bell	174	1,050
1991	Jimmy Lincoln	217	1,036
1992	Jason McGill	37	663
1993	Dorsey Levens	131	1,163
1994	C.J. Williams	135	716
1995	C.J. Williams	271	1,331
1996	Charlie Rogers	160	1,477
1997	Harvey Middleton	76	1,031
1998	Dez White	72	1,655
1999	Dez White	84	1,616
2000	Kelly Campbell	89	1,682
2001	Joe Burns	312	1,457
2002	Kerry Watkins	103	1,570



**CHARLIE ROGERS**, with 3,693 all-purpose yards, is the only player in Tech history to accumulate at least 500 yards rushing, 500 yards receiving and 500 return yards in his career.

## SEASON ALL-PURPOSE

Player	Plays	Yards	Year
1. Eddie Lee Ivery	291	1,879	1978
2. Kelly Campbell	89	1,682	2000
3. Dez White	72	1,655	1998
4. Jerry Mays	286	1,624	1989
5. Dez White	84	1,616	1999
6. Robert Lavette	309	1,570	1982
Kerry Watkins	103	1,570	2002
8. Robert Lavette	250	1,562	1981
9. Charlie Rogers	160	1,477	1996
10. Joe Burns	312	1,457	2001
11. Robert Lavette	283	1,335	1984
12. C.J. Williams	271	1,331	1995
13. Drew Hill	57	1,283	1978
14. Jerry Mays	240	1,280	1988
15. Kelly Campbell	78	1,278	1999

## SINGLE-GAME ALL-PURPOSE YARDS


1. Eddie Lee Ivery ..... 367 vs. Air Force, 1978
2. Dez White ..... 310 vs. Virginia, 1998
3. Brent Cunningham ..... 270 vs. Clemson, 1970
4. Charlie Rogers ..... 268 vs. Central Fla., 1996
5. Jerry Mays ..... 251 vs. W. Carolina, 1985
6. Kelly Campbell ..... 248 vs. Clemson, 2000
7. Robert Lavette ..... 240 vs. Navy, 1981
8. Jimmy Lincoln ..... 238 vs. Virginia, 1991
9. Robert Lavette ..... 235 vs. Georgia, 1982
10. Kelly Campbell ..... 231 vs. Syracuse, 2001
11. Jerry Mays ..... 229 vs. Georgia, 1989
12. Robert Lavette ..... 228 vs. The Citadel, 1982
13. Dez White ..... 227 vs. North Carolina, 1998
14. Charlie Rogers ..... 225 vs. Duke, 1996
15. Dez White ..... 223 vs. Maryland, 1999

\* Statistics from 1951-52-53 include bowl games

## CAREER ALL-PURPOSE LEADERS

Player	Years	Plays	Rush	Rec.	KOR	PR	TD	Total
1. Robert Lavette	1981-84	1,049	4,066	862	465	0	46	5,393
2. Jerry Mays	1985-89	817	3,699	869	175	0	26	4,743
3. Kelly Campbell	1998-01	267	152	2,907	1,415	0	27	4,472
4. Eddie Lee Ivery	1975-78	653	3,517	406	311	90	40	4,324
5. Drew Hill	1975-78	201	370	1,080	2,357	4	14	3,815
6. Charlie Rogers	1995-98	368	1,287	657	1,264	485	10	3,693
7. Dez White	1997-99	170	67	1,833	1,701	0	16	3,601
8. Joe Burns	1998-01	698	2,634	681	194	0	34	3,509
9. Kerry Watkins	1999-02	220	182	2,680	481	0	22	3,343
10. Harvey Middleton	1994-97	219	12	2,291	200	185	13	2,879
11. C.J. Williams	1994-96	595	2,365	404	73	18	24	2,860
12. Billy Teas	1951-54	357	1,689	314	238	399	12	*2,640
13. Cory Collier	1983-86	430	1,590	222	627	75	10	2,514
14. Derrick Steagall	1993-97	150	133	1,639	687	28	9	2,487
15. David Sims	1974-76	388	2,274	47	17	0	21	2,338
16. Gary Lee	1983-86	134	47	1,299	874	81	16	2,301
17. William Bell	1989-93	447	2,026	246	0	0	16	2,272
18. Leon Hardeman	1951-53	360	1,794	223	152	76	22	2,245
19. Lenny Snow	1965-67	492	1,743	306	177	0	19	2,226
20. Brent Cunningham	1969-71	411	1,446	352	276	121	10	2,195

# TOTAL OFFENSE



**SHAWN JONES** finished his career as the ACC's all-time leader in total offense, but his mark was broken by Joe Hamilton in 1999.

## INDIVIDUAL RECORDS

### Most Plays

<i>Game</i>	68	Larry Good vs. Tennessee, 1968
<i>Season</i>	459	Joe Hamilton, 1999
<i>Career</i>	1,609	Shawn Jones, 1989-92

### Most Yards

<i>Game</i>	477	George Godsey vs. Virginia, 2001
<i>Season</i>	3,794	Joe Hamilton, 1999
<i>Career</i>	10,640	Joe Hamilton, 1996-99

### Most Yards Per Game

<i>Season</i>	344.9	Joe Hamilton, 1999
<i>Career</i>	247.4	Joe Hamilton, 1996-99

### Most Yards Per Play

<i>Season</i>	8.27	Joe Hamilton, 1999
<i>Career</i>	6.99	Joe Hamilton, 1996-99

### Touchdown Responsibility

<i>Game</i>	5	Joe Hamilton vs. FSU & Clemson, 1999; Eddie McAshan vs. Rice, 1972
<i>Season</i>	35	Joe Hamilton, 1999
<i>Career</i>	83	Joe Hamilton, 1996-99

## TEAM RECORDS

### Most Plays

<i>Game</i>	97	vs. South Carolina, 1970; Clemson, 2000
<i>Season</i>	913	2001

### Most Yards

<i>Game</i>	706	vs. The Citadel, 1948
<i>Season</i>	5,599	1999

### Most Yards Per Game

<i>Season</i>	509.0	1999
---------------	-------	------

### Most Yards Per Play

<i>Season</i>	6.81	1999
---------------	------	------

### Most First Downs

<i>Game</i>	34	vs. Virginia, 2000
<i>Season</i>	287	1999

## CAREER TOTAL OFFENSE LEADERS

Player, Pos. ....	Years	Plays	Rush	Pass	TDR	Yards
1. Joe Hamilton, qb .....	1996-99	1,521	1,758	8,882	83	10,640
2. Shawn Jones, qb .....	1989-92	1,609	855	8,441	70	9,296
3. George Godsey, qb .....	1998-01	896	-12	6,137	47	6,125
4. Mike Kelley, qb .....	1978-81	987	-51	5,249	24	5,198
5. John Dewberry, qb .....	1983-85	805	630	4,193	36	4,823
6. Eddie McAshan, qb .....	1970-72	913	182	4,080	35	4,262
7. Robert Lavette, rb .....	1981-84	918	4,066	27	46	4,093
8. Donnie Davis, qb .....	1992-95	654	749	3,261	29	4,010
9. Jerry Mays, rb .....	1985-89	701	3,699	58	18	3,757
10. Eddie Lee Ivery, rb .....	1975-78	617	3,517	53	30	3,570
11. Kim King, qb .....	1965-67	712	506	2,763	21	3,269
12. Billy Lothridge, qb .....	1961-63	670	746	2,394	33	3,140
13. Larry Good, qb .....	1966-68	504	623	2,052	18	2,675
14. Joe Burns, rb .....	1998-01	614	2,675	0	31	2,634
15. Rick Strom, qb .....	1983-87	480	178	2,199	13	2,377
16. C.J. Williams, rb .....	1994-96	540	2,365	0	20	2,365
17. David Sims, rb .....	1974-76	386	2,274	64	22	2,338
18. A.J. Suggs, qb .....	2002-	415	21	2,242	12	2,263
19. Jim Bob Taylor, qb .....	1981-82	397	-58	2,136	4	2,078
20. Tommy Luginbill, qb .....	1994	362	-88	2,128	14	2,040

\* Statistics unavailable from 1946.



**MIKE KELLEY** ranks fourth in Georgia Tech history in career passing yards and total offense.

# TOTAL OFFENSE

## YEARLY LEADERS

Year	Player	Plays	Yards
1950	Bobby North	145	663
1951	Darrell Crawford	216	1,194
1952	Bill Teas	152	788
1953	Pepper Rodgers	111	650
1954	Bill Brigman	94	520
1955	George Volkert	87	653
1956	Toppy Vann	136	543
1957	Fred Braselton	177	517
1958	Floyd Faucette	83	473
1959	Fred Braselton	95	396
1960	Stan Gann	138	679
1961	Stan Gann	172	577
1962	Billy Lothridge	284	1,484
1963	Billy Lothridge	270	1,240
1964	Jerry Priestley	112	505
1965	Kim King	322	1,676
1966	Larry Good	145	852
1967	Kim King	199	806
1968	Larry Good	244	1,356
1969	Brent Cunningham	118	459
1970	Eddie McAshan	292	1,209
1971	Eddie McAshan	314	1,290
1972	Eddie McAshan	307	1,763
1973	Jim Stevens	307	1,480
1974	David Sims	144	881
1975	Danny Myers	125	704
1976	David Sims	170	867
1977	Eddie Lee Ivery	155	905
1978	Eddie Lee Ivery	269	1,589
1979	Mike Kelley	399	2,107
1980	Mike Kelley	169	809
1981	Mike Kelley	198	791
1982	Jim Bob Taylor	308	1,831
1983	John Dewberry	202	1,013
1984	John Dewberry	304	2,175
1985	John Dewberry	299	1,635
1986	Rick Strom	240	1,144
1987	Rick Strom	204	1,093
1988	Todd Rampley	298	1,479
1989	Shawn Jones	383	2,078
1990	Shawn Jones	336	2,285
1991	Shawn Jones	453	2,649
1992	Shawn Jones	437	2,284
1993	Donnie Davis	309	2,067
1994	Tommy Luginbill	362	2,040
1995	Donnie Davis	319	1,852
1996	Joe Hamilton	283	1,590
1997	Joe Hamilton	408	2,792
1998	Joe Hamilton	371	2,464
1999	Joe Hamilton	459	3,794
2000	George Godsey	404	2,945
2001	George Godsey	450	3,040
2002	A.J. Suggs	415	2,263

## SINGLE-GAME TOTAL OFFENSE

1.	George Godsey	477 vs. Virginia, 2001
2.	Joe Hamilton	474 vs. Maryland, 1999
3.	George Godsey	450 vs. Clemson, 2000
4.	Joe Hamilton	435 vs. Georgia, 1999
5.	Darrell Gast	412 vs. Duke, 1987
6.	Joe Hamilton	410 vs. Clemson, 1999
7.	Joe Hamilton	405 vs. Florida State, 1999
8.	Mike Kelley	376 vs. Navy, 1979
9.	Joe Hamilton	387 vs. Duke, 1999
10.	Joe Hamilton	368 vs. Virginia, 1997
11.	Eddie McAshan	365 vs. Rice, 1972
12.	Joe Hamilton	364 vs. NC State, 1997
13.	Joe Hamilton	362 vs. North Carolina, 1998
14.	George Godsey	357 vs. Maryland, 2000
15.	Joe Hamilton	356 vs. West Virginia, 1997
16.	Eddie Lee Ivery	356 vs. Air Force, 1978
17.	Joe Hamilton	350 vs. North Carolina, 1999
18.	Joe Hamilton	348 vs. Maryland, 1997
19.	Mike Kelley	340 vs. Duke, 1979
20.	George Godsey	333 vs. Wake Forest, 2000
	George Godsey	333 vs. Virginia, 2000


## SINGLE-GAME TDR

### Touchdowns Rushing / Passing

1.	Joe Hamilton	5 (0/5) vs. Clemson, 1999
	Joe Hamilton	5 (1/4) vs. Florida State, 1999
	Eddie McAshan	5 (0/5) vs. Rice, 1972
4.	Tony Hollings	4 (4/0) vs. Connecticut, 2002
	George Godsey	4 (0/4) vs. Wake Forest, 2000
	Joe Hamilton	4 (1/3) vs. Maryland, 1999
	Joe Hamilton	4 (0/4) vs. Georgia, 1999
	Tommy Luginbill	4 (0/4) vs. W. Carolina, 1994
	Shawn Jones	4 (0/4) vs. Georgia, 1990
	Shawn Jones	4 (0/4) vs. Maryland, 1989
	Jerry Mays	4 (3/1) vs. NC State, 1986
	Robert Lavette	4 (4/0) vs. Virginia, 1982
	George Maloof	4 (4/0) vs. Georgia, 1951
	Darrell Crawford	4 (0/4) vs. Auburn, 1951
	Frank Broyles	4 (0/4) vs. Tulane, 1944
	Eddie Prokop	4 (4/0) vs. Tulane, 1943

## SEASON TOTAL OFFENSE

1.	Joe Hamilton	3,794	1999
2.	George Godsey	3,040	2001
3.	George Godsey	2,945	2000
4.	Joe Hamilton	2,792	1997
5.	Shawn Jones	2,649	1991
6.	Joe Hamilton	2,464	1998
7.	Shawn Jones	2,285	1990
8.	Shawn Jones	2,284	1992
9.	A.J. Suggs	2,263	2002
10.	John Dewberry	2,175	1984
11.	Mike Kelley	2,107	1979
12.	Shawn Jones	2,078	1989
13.	Donnie Davis	2,067	1993
14.	Tommy Luginbill	2,040	1994
15.	Donnie Davis	1,852	1995
16.	Jim Bob Taylor	1,831	1982
17.	Eddie McAshan	1,763	1972
18.	Kim King	1,676	1965
19.	John Dewberry	1,635	1985
20.	Joe Hamilton	1,590	1996



**JOHN DEWBERRY** ranks fifth in Tech annals in passing yards and total offense despite playing only three seasons.

## SEASON TDR

1.	Joe Hamilton	35	1999
2.	George Godsey	25	2000
3.	George Godsey	22	2001
4.	Joe Hamilton	21	1998
5.	Robert Lavette	19	1982
	Shawn Jones	19	1990
7.	Shawn Jones	18	1991
	Shawn Jones	18	1992
9.	Joe Hamilton	17	1997
	Eddie McAshan	17	1972
11.	Donnie Davis	15	1993
	Shawn Jones	15	1989
	Billy Lothridge	15	1962
	Darrell Crawford	15	1951

## CAREER TDR

1.	Joe Hamilton	83	1996-99
2.	Shawn Jones	70	1989-92
3.	George Godsey	47	1998-01
4.	Robert Lavette	46	1981-84
5.	John Dewberry	36	1983-85
6.	Eddie McAshan	35	1970-72
7.	Billy Lothridge	33	1961-63
8.	Joe Burns	31	1998-01
9.	Darrell Crawford	30	1949-51
10.	Donnie Davis	29	1992-95
11.	Eddie Lee Ivery	26	1975-78
12.	Mike Kelley	24	1978-81
13.	David Sims	22	1974-76
	Leon Hardeman	22	1951-53
15.	Kim King	21	1965-67

# PASSING



**JOE HAMILTON** finished his career as the ACC's all-time leader in total offense, touchdown responsibility, and pass efficiency.

## CAREER PASSING LEADERS

Player .....	Years	Comp-Att	TD	Yards
1. Joe Hamilton .....	1996-99	629-1020	65	8,882
2. Shawn Jones .....	1989-92	652-1217	51	8,441
3. George Godsey .....	1998-01	484-765	41	6,137
4. Mike Kelley .....	1978-81	391-785	23	5,249
5. John Dewberry .....	1983-85	310-533	27	4,193
6. Eddie McAshan .....	1970-72	360-698	32	4,080
7. Donnie Davis .....	1992-95	270-478	22	3,261
8. Kim King .....	1965-67	243-460	14	2,763
9. Billy Lothridge .....	1961-63	185-372	18	2,394
10. A.J. Suggs .....	2002-	208-363	12	2,242
11. Rick Strom .....	1983-87	178-356	11	2,199
12. Jim Bob Taylor .....	1981-82	160-290	4	2,136
13. Tommy Luginbill .....	1994	182-327	14	2,128
14. Larry Good .....	1966-68	154-333	12	2,052
15. Jimmy Southard .....	1946-49	126-230	12	1,994
16. Darrell Crawford .....	1949-51	155-289	17	1,967
17. Bill Brigman .....	1951-54	138-263	16	1,940
18. Darrell Gast .....	1983-87	137-288	13	1,793
19. Jim Stevens .....	1972-73	137-249	4	1,732
20. Todd Rampley .....	1984-88	166-302	7	1,694

## INDIVIDUAL RECORDS

### Most Passes Attempted

<i>Game</i>	61	Larry Good vs. Tennessee, 1968
<i>Season</i>	384	George Godsey, 2001
<i>Career</i>	1,217	Shawn Jones, 1989-92

### Most Passes Completed

<i>Game</i>	39	George Godsey vs. Virginia, 2001
<i>Season</i>	249	George Godsey, 2001
<i>Career</i>	652	Shawn Jones, 1989-92

### Most Yards Passing

<i>Game</i>	486	George Godsey vs. Virginia, 2001
<i>Season</i>	3,085	George Godsey, 2001
<i>Career</i>	8,882	Joe Hamilton, 1996-99

### Most Touchdown Passes Thrown

<i>Game</i>	5	Joe Hamilton vs. Clemson, 1999
		Eddie McAshan vs. Rice, 1972
<i>Season</i>	29	Joe Hamilton, 1999
<i>Career</i>	65	Joe Hamilton, 1996-99

### Most Interceptions Thrown

<i>Game</i>	5	Jerry Priestley vs. Tennessee, 1964
		Eddie McAshan vs. Rice, 1972
<i>Season</i>	21	Eddie McAshan, 1970
<i>Career</i>	52	Eddie McAshan, 1970-72

### Highest Yards Per Game Average

<i>Season</i>	278.2	Joe Hamilton, 1999
<i>Career</i>	206.6	Joe Hamilton, 1996-99

### Highest Yards Per Completion Average

<i>Season</i>	15.9	Jimmy Southard, 1948 (min. 55 completions)
	15.1	Joe Hamilton, 1999 (min. 110 completions)
<i>Career</i>	14.1	Joe Hamilton, 1996-99 (min. 200 completions)

### Highest Yards Per Attempt Average

<i>Season</i>	10.03	Joe Hamilton, 1999 (min. 110 attempts)
<i>Career</i>	8.71	Joe Hamilton, 1996-99 (min. 200 attempts)

### Highest Completion Percentage

<i>Season</i>	.666	Joe Hamilton, 1999 (min. 75 attempts)
<i>Career</i>	.633	George Godsey, 1998-01 (min. 150 attempts)

### Highest Efficiency Rating

<i>Game</i>	309.8	George Godsey vs. Navy, 2001
<i>Season</i>	175.0	Joe Hamilton, 1999
<i>Career</i>	148.2	Joe Hamilton, 1996-99

## TEAM RECORDS

### Most Passes Attempted

<i>Game</i>	63 vs. Tennessee, 1968	<i>Season</i>	413 in 2001
-------------	------------------------	---------------	-------------

### Most Passes Completed

<i>Game</i>	39 vs. Virginia, 2001	<i>Season</i>	264 in 2001
-------------	-----------------------	---------------	-------------

### Most Yards Gained Passing

<i>Game</i>	486 vs. Virginia, 2001	<i>Season</i>	3,347 in 2001
-------------	------------------------	---------------	---------------

### Most Touchdown Passes Thrown

<i>Game</i>	5 vs. Rice, 1972; Clemson, 1999	<i>Season</i>	29 in 1999
-------------	---------------------------------	---------------	------------

### Most Interceptions Thrown

<i>Game</i>	7 vs. Wake Forest, 1987	<i>Season</i>	23 in 1970
-------------	-------------------------	---------------	------------

### Highest Yards Per Game Average

<i>Season</i>	283.4 in 1999
---------------	---------------

### Highest Yards Per Completion Average

<i>Season</i>	15.0 in 1999 (min. 100 completions)
---------------	-------------------------------------

### Highest Yards Per Attempt Average

<i>Season</i>	9.8 in 1999 (min. 200 attempts)
---------------	---------------------------------

### Most First Downs Passing

<i>Season</i>	142 in 2000
---------------	-------------

# PASSING

## SEASON COMPLETIONS

1. George Godsey .....	249	2001
2. George Godsey .....	222	2000
3. A.J. Suggs .....	208	2002
4. Joe Hamilton .....	203	1999
5. Shawn Jones .....	190	1992
6. Tommy Luginbill .....	182	1994
7. Shawn Jones .....	178	1991
8. Joe Hamilton .....	173	1997
9. Todd Rampley .....	154	1988
10. Mike Kelley .....	149	1979
11. Joe Hamilton .....	145	1998
12. Shawn Jones .....	142	1989
Shawn Jones .....	142	1990
14. Donnie Davis .....	137	1993
15. Jim Bob Taylor .....	135	1982

## SEASON ATTEMPTS

1. George Godsey .....	384	2001
2. A.J. Suggs .....	363	2002
3. Shawn Jones .....	362	1992
4. George Godsey .....	349	2000
5. Shawn Jones .....	339	1991
6. Tommy Luginbill .....	327	1994
7. Joe Hamilton .....	305	1999
8. Mike Kelley .....	300	1979
9. Todd Rampley .....	275	1988
10. Shawn Jones .....	271	1989
11. Joe Hamilton .....	268	1997
12. Joe Hamilton .....	259	1998
13. Shawn Jones .....	245	1990
14. Eddie McAshan .....	241	1972
15. Donnie Davis .....	237	1993


## SEASON COMPLETION PERCENTAGE

*Minimum 50 attempts*

1. Joe Hamilton (203-305) .....	.666	1999
2. George Godsey (249-384) .....	.648	2001
3. Joe Hamilton (173-268) .....	.646	1997
4. George Godsey (222-349) .....	.636	2000
5. John Dewberry (126-206) .....	.612	1984
6. Pepper Rodgers (51-85) .....	.600	1953
7. Kim King (112-191) .....	.586	1965
8. Jim Bob Taylor (135-232) .....	.582	1982
9. Shawn Jones (142-245) .....	.580	1990
10. Donnie Davis (137-237) .....	.578	1993
11. Joe Hamilton (108-188) .....	.574	1996
12. A.J. Suggs (208-363) .....	.573	2002
13. John Dewberry (110-193) .....	.570	1985
14. Darrell Crawford (54-96) .....	.563	1950
15. Todd Rampley (154-275) .....	.560	1988
Joe Hamilton (145-259) .....	.560	1998

## YEARLY LEADERS

Year	Player .....	Cmp-Att	Yds.	TD	Int
1950	Darrell Crawford .....	54-96	546	4	8
1951	Darrell Crawford .....	83-150	1237	13	11
1952	Bill Brigman .....	64-125	794	7	12
1953	Pepper Rodgers .....	51-85	643	7	4
1954	Bill Brigman .....	39-77	573	4	5
1955	Tippy Vann .....	31-36	270	3	1
1956	Tippy Vann .....	34-65	446	6	4
1957	Fred Braselton .....	56-107	486	4	8
1958	Fred Braselton .....	35-78	319	0	6
1959	Fred Braselton .....	32-64	368	4	1
1960	Stan Gann .....	43-96	523	3	11
1961	Stan Gann .....	43-79	450	1	9
1962	Billy Lothridge .....	83-156	1006	6	8
1963	Billy Lothridge .....	76-153	1017	10	7
1964	Jerry Priestley .....	37-77	441	4	10
1965	Kim King .....	112-191	1331	11	8
1966	Kim King .....	64-124	690	1	8
1967	Kim King .....	67-145	742	2	7
1968	Larry Good .....	97-191	1337	6	8
1969	Jack Williams .....	30-59	358	2	8
1970	Eddie McAshan .....	110-223	1138	9	21
1971	Eddie McAshan .....	125-234	1186	7	14
1972	Eddie McAshan .....	125-241	1756	16	17
1973	Jim Stevens .....	119-217	1481	4	13
1974	Rudy Allen .....	28-52	357	2	3
1975	Danny Myers .....	16-27	272	3	3
1976	Gary Lanier .....	16-33	290	1	5
1977	Gary Lanier .....	10-26	182	1	1
1978	Mike Kelley .....	96-197	1479	7	10
1979	Mike Kelley .....	149-300	2051	10	19
1980	Mike Kelley .....	68-137	832	3	5
1981	Mike Kelley .....	78-151	887	3	8
1982	Jim Bob Taylor .....	135-232	1839	3	12
1983	John Dewberry .....	74-134	790	6	8
1984	John Dewberry .....	126-206	1846	11	10
1985	John Dewberry .....	110-193	1557	10	8
1986	Rick Strom .....	87-167	1011	5	6
1987	Darrell Gast .....	80-179	1104	5	8
1988	Todd Rampley .....	154-275	1579	6	13
1989	Shawn Jones .....	142-271	1748	12	13
1990	Shawn Jones .....	142-245	2008	13	12
1991	Shawn Jones .....	178-339	2288	11	18
1992	Shawn Jones .....	190-362	2397	15	7
1993	Donnie Davis .....	137-237	1739	12	12
1994	Tommy Luginbill .....	182-327	2128	14	13
1995	Donnie Davis .....	124-223	1462	10	5
1996	Joe Hamilton .....	108-188	1342	7	13
1997	Joe Hamilton .....	173-268	2314	12	7
1998	Joe Hamilton .....	145-259	2166	17	8
1999	Joe Hamilton .....	203-305	3060	29	11
2000	George Godsey .....	222-349	2906	23	6
2001	George Godsey .....	249-384	3085	18	11
2002	A.J. Suggs .....	208-363	2242	12	15



**DARRELL CRAWFORD** is one of eight Tech quarterbacks who have thrown four touchdown passes in a game.

## SEASON TD PASSES

1. Joe Hamilton .....	29	1999
2. George Godsey .....	23	2000
3. George Godsey .....	18	2001
4. Joe Hamilton .....	17	1998
5. Eddie McAshan .....	16	1972
6. Shawn Jones .....	15	1992
Frank Broyles .....	15	1944
8. Tommy Luginbill .....	14	1994
9. Shawn Jones .....	13	1990
10. Joe Hamilton .....	12	1997
Donnie Davis .....	12	1993
Shawn Jones .....	12	1989
Darrell Crawford .....	12	1951
A.J. Suggs .....	12	2002

## SEASON PASS EFFICIENCY

*Minimum 50 attempts*

1. Joe Hamilton .....	175.0	1999
2. George Godsey .....	151.9	2000
3. Joe Hamilton .....	146.6	1997
4. John Dewberry .....	144.4	1984
5. Jimmy Southard .....	143.0	1948
6. George Godsey .....	142.1	2001
7. Joe Hamilton .....	141.7	1998
8. Pepper Rodgers .....	141.3	1953
9. Darrell Crawford .....	139.0	1951
10. Darrell Gast .....	135.9	1986
11. Jack Williams .....	134.9	1970
12. John Dewberry .....	133.6	1985
Shawn Jones .....	133.6	1990
14. Tippy Vann .....	128.1	1956
15. Donnie Davis .....	126.0	1993



# PASSING

## SEASON YARDAGE


1. George Godsey .....	3,085	2001
2. Joe Hamilton .....	3,060	1999
3. George Godsey .....	2,906	2000
4. Shawn Jones .....	2,397	1992
5. Joe Hamilton .....	2,314	1997
6. Shawn Jones .....	2,288	1991
7. A.J. Suggs .....	2,242	2002
8. Joe Hamilton .....	2,166	1998
9. Tommy Luginbill .....	2,128	1994
10. Mike Kelley .....	2,051	1979
11. Shawn Jones .....	2,008	1990
12. John Dewberry .....	1,846	1984
13. Jim Bob Taylor .....	1,839	1982
14. Eddie McAshan .....	1,756	1972
15. Shawn Jones .....	1,748	1989
16. Donnie Davis .....	1,739	1993
17. Todd Rampley .....	1,579	1988
18. John Dewberry .....	1,557	1985
19. Jim Stevens .....	1,481	1973
20. Mike Kelley .....	1,479	1978

## CAREER COMPLETIONS

1. Shawn Jones .....	652	1989-92
2. Joe Hamilton .....	629	1996-99
3. George Godsey .....	484	1998-01



**THE YOUNG LEFT-HANDER**, as quarterback Kim King was dubbed, is now the color analyst on Georgia Tech's radio broadcasts.



**GEORGE GODSEY** set the Tech single-game records with 39 completions and 486 yards passing against Virginia in 2001, breaking the marks he set the previous year versus Clemson.

4. Mike Kelley .....	391	1978-81
5. Eddie McAshan .....	360	1970-72
6. John Dewberry .....	310	1983-85
7. Donnie Davis .....	270	1992-95
8. Kim King .....	243	1965-67
9. A.J. Suggs .....	208	2002-
10. Billy Lothridge .....	185	1961-63
11. Tommy Luginbill .....	182	1994
12. Rick Strom .....	178	1983-87
13. Todd Rampley .....	166	1984-88
15. Jim Bob Taylor .....	160	1981-82
15. Larry Good .....	154	1966-68

## CAREER ATTEMPTS

1. Shawn Jones .....	1,217	1989-92
2. Joe Hamilton .....	1,020	1996-99
3. Mike Kelley .....	785	1978-81
4. George Godsey .....	765	1998-01
5. Eddie McAshan .....	698	1970-72
6. John Dewberry .....	533	1983-85
7. Donnie Davis .....	478	1992-95
8. Kim King .....	460	1965-67
9. Billy Lothridge .....	372	1961-63
10. A.J. Suggs .....	363	2002-
11. Rick Strom .....	356	1983-87
12. Larry Good .....	333	1966-68
13. Tommy Luginbill .....	327	1994
14. Todd Rampley .....	302	1984-88
15. Jim Bob Taylor .....	290	1981-82
16. Darrell Crawford .....	289	1949-51

## CAREER COMPLETION PCT.

1. George Godsey .....	.633	1998-01
2. Joe Hamilton .....	.617	1996-99
3. John Dewberry .....	.582	1983-85
4. A.J. Suggs .....	.573	2002-
5. Donnie Davis .....	.564	1992-95
6. Tommy Luginbill .....	.557	1994
7. Jim Bob Taylor .....	.551	1981-82
8. Jim Stevens .....	.550	1972-73
9. Jimmy Southard .....	.547	1947-49
10. Darrell Crawford .....	.536	1949-51
11. Shawn Jones .....	.536	1989-92
12. Stu Rogers .....	.530	1980-83

## CAREER PASS EFFICIENCY

*Minimum 100 attempts*

1. Joe Hamilton .....	148.2	1996-99
2. George Godsey .....	143.6	1998-01
3. Tippy Vann .....	134.6	1953-56
4. Jimmy Southard .....	129.2	1947-49
5. Shawn Jones .....	125.6	1989-92
6. John Dewberry .....	125.5	1983-85
7. Donnie Davis .....	121.4	1992-95
8. Pepper Rodgers .....	118.6	1951-53
9. Bill Brigman .....	116.2	1952-54
10. Darrell Crawford .....	113.6	1949-51
11. Jack Williams .....	110.2	1968-70
12. Billy Lothridge .....	110.1	1961-63
13. Jim Bob Taylor .....	109.9	1981-82
14. Rudy Allen .....	107.9	1974-75
15. Jim Stevens .....	105.9	1972-73

# PASSING



**EDDIE McASHAN** threw for 371 yards and a school-record five touchdown passes against Rice in 1972.

## 300-YARD PASSING GAMES

486	George Godsey vs. Virginia, 2001
454	George Godsey vs. Clemson, 2000
416	Darrell Gast vs. Duke, 1987
387	Joe Hamilton vs. Florida State, 1999
387	Joe Hamilton vs. Maryland, 1999
371	Eddie McAshan vs. Rice, 1972
361	Mike Kelley vs. Navy, 1979
354	George Godsey vs. Maryland, 2000
341	Joe Hamilton vs. Georgia, 1999
337	Joe Hamilton vs. Virginia, 1997
333	George Godsey vs. Wake Forest, 2000
333	Mike Kelley vs. Georgia, 1980
324	Joe Hamilton vs. Duke, 1999
323	George Godsey vs. Virginia, 2000
322	Joe Hamilton vs. Clemson, 1999
320	George Godsey vs. Maryland, 2001
319	Kim King vs. Virginia, 1965
317	Rick Strom vs. The Citadel, 1987
313	Tommy Luginbill vs. North Carolina, 1994
310	Tommy Luginbill vs. Virginia, 1994
305	Shawn Jones vs. Georgia, 1992
304	Frank Broyles vs. Tulsa, 1945
303	Joe Hamilton vs. North Carolina, 1998

## CAREER TD PASSES

1.	Joe Hamilton	65	1996-99
2.	Shawn Jones	51	1989-92
3.	George Godsey	41	1998-01
4.	Eddie McAshan	32	1970-72
5.	John Dewberry	27	1983-85
6.	Mike Kelley	23	1978-81
7.	Donnie Davis	22	1992-95
8.	Frank Broyles	21	1943-46
9.	Billy Lothridge	18	1961-63
10.	Bill Brigman	16	1952-54
	Darrell Crawford	16	1949-51
12.	Tommy Luginbill	14	1994
	Kim King	14	1965-67
14.	Darrell Gast	13	1983-87

## SINGLE-GAME TD PASSES

1.	Joe Hamilton	5 vs. Clemson, 1999
	Eddie McAshan	5 vs. Rice, 1972
3.	George Godsey	4 vs. Wake Forest, 2000
	Joe Hamilton	4 vs. Florida State, 1999
	Joe Hamilton	4 vs. Georgia, 1999
	Tommy Luginbill	4 vs. W. Carolina, 1994
	Shawn Jones	4 vs. Georgia, 1990
	Shawn Jones	4 vs. Maryland, 1989
	Darrell Crawford	4 vs. Auburn, 1951
	Frank Broyles	4 vs. Tulane, 1944
	Eddie Prokop	4 vs. Tulane, 1943

## SINGLE-GAME COMPLETIONS

1.	George Godsey	39 vs. Virginia, 2001
2.	George Godsey	35 vs. Clemson, 2000
3.	George Godsey	29 vs. Virginia, 2000
4.	A.J. Suggs	28 vs. Maryland, 2002
	Todd Rampley	28 vs. Wake Forest, 1988

6.	Mike Kelley	27 vs. Georgia, 1980
7.	A.J. Suggs	26 vs. Virginia, 2002
	Shawn Jones	26 vs. Georgia, 1992
	George Godsey	26 vs. Maryland, 2001
10.	George Godsey	25 vs. Florida State, 2001
	Tommy Luginbill	25 vs. Virginia, 1994
	Shawn Jones	25 vs. Virginia, 1992
	Mike Kelley	25 vs. Georgia, 1981
	Larry Good	25 vs. Tennessee, 1968

## SINGLE-GAME ATTEMPTS

1.	Larry Good	61 vs. Tennessee, 1968
2.	George Godsey	57 vs. Clemson, 2000
3.	George Godsey	55 vs. Virginia, 2001
4.	Darrell Gast	49 vs. Duke, 1987
5.	Tommy Luginbill	47 vs. Florida State, 1994
6.	Shawn Jones	46 vs. Georgia, 1992
	Mike Kelley	46 vs. Georgia, 1980
	Todd Rampley	46 vs. Wake Forest, 1988
9.	Tommy Luginbill	45 vs. Virginia, 1994
	George Godsey	45 vs. Maryland, 2001
	A.J. Suggs	45 vs. Maryland, 2002

## SINGLE-GAME COMPLETION PERCENTAGE

*Minimum 15 attempts*

1.	Joe Hamilton (22-25)	.880 vs. Florida State, 1999
2.	George Godsey (14-16)	.875 vs. Citadel, 2001
3.	Joe Hamilton (17-21)	.810 vs. Maryland, 1997
4.	Joe Hamilton (21-26)	.808 vs. Virginia, 1997
5.	Joe Hamilton (15-19)	.789 vs. Duke, 1996
6.	George Godsey (29-37)	.784 vs. Virginia, 2000
7.	George Godsey (16-21)	.762 vs. Wake Forest, 2000
8.	Shawn Jones (15-20)	.750 vs. Georgia, 1990
9.	George Godsey (20-27)	.741 vs. Wake Forest, 2001
10.	Donnie Davis (17-23)	.739 vs. Maryland, 1995
10.	Donnie Davis (14-19)	.737 vs. Duke, 1993

## SINGLE-GAME PASS EFFICIENCY

Player	Opponent	Att-Cmp	Yds	TD	Int	Rating
1.	George Godsey	8-9	158	2	0	309.69
2.	George Godsey	16-21	333	4	0	272.25
3.	Joe Hamilton	22-25	387	4	0	270.83
4.	Rick Strom	11-18	317	3	1	252.93
5.	George Godsey	14-16	222	2	0	245.30
6.	Shawn Jones	15-20	225	4	0	235.50
7.	Joe Hamilton	17-21	265	3	0	234.10
8.	Donnie Davis	14-19	280	2	0	232.21
9.	George Godsey	19-26	354	2	0	212.83
10.	Joe Hamilton	15-19	207	2	0	205.20

## CONSECUTIVE PASSES WITHOUT AN INTERCEPTION

1.	Joe Hamilton	161	North Carolina, 1997 - Boston College, 1998
2.	George Godsey	132	Duke, 2000 - Georgia, 2000
3.	A.J. Suggs	126	Wake Forest, 2002 - NC State 2002
4.	Shawn Jones	122	Stanford, 1991 - NC State, 1992
5.	George Godsey	120	NC State, 1999 - NC State, 2000
6.	Joe Hamilton	103	Boston College, 1998 - NC State, 1998



# RECEIVING

## INDIVIDUAL RECORDS

### Most Passes Caught

<i>Game</i>	14	John Sias vs. Navy, 1968 Steve Harkey vs. South Carolina, 1970 Robert Lavette vs. Notre Dame, 1981 Kelly Campbell vs. Clemson, 2000
<i>Season</i>	71	Kerry Watkins, 2002
<i>Career</i>	195	Kelly Campbell, 1998-01

### Most Yards Gained


<i>Game</i>	243	Dez White vs. Virginia, 1998
<i>Season</i>	1,105	Kelly Campbell, 1999
<i>Career</i>	2,907	Kelly Campbell, 1998-01

### Most Touchdown Receptions

<i>Game</i>	4	Buck Martin vs. Auburn, 1951
<i>Season</i>	10	Kelly Campbell, 1999 & 2000
<i>Career</i>	24	Kelly Campbell, 1998-01

### Best Average Per Reception

<i>Season</i>	22.2	Gary Lee, 1985 (min. 25 receptions)
<i>Career</i>	19.4	Gary Lee, 1983-86 (min. 50 receptions)



Kelly  
Campbell



John Sias

## YEARLY LEADERS

Year	Player	Cgt.	Yds.	TD
1950	John Weigle	23	368	5
1951	Buck Martin	37	506	8
1952	Buck Martin	28	398	6
1953	Henry Hair	16	187	3
1954	Henry Hair	24	270	4
1955	George Volkert	8	171	1
1956	Stan Flowers	10	141	2
1957	Jerome Green	9	86	1
	Ted Smith	9	79	0
1958	Fred Murphy	12	143	1
1959	Taz Anderson	10	89	1
1960	Chick Graning	16	158	1
1961	Billy Williamson	21	221	1
1962	Billy Martin	21	323	4
1963	Billy Martin	19	221	2
1964	Johnny Gresham	22	290	0
1965	Craig Baynham	30	368	7
1966	Steve Almond	24	265	1
1967	John Sias	42	671	4
1968	John Sias	61	902	4
1969	Steve Foster	19	200	1
1970	Larry Studdard	29	355	4
1971	Mike Oven	33	361	1
1972	Jimmy Robinson	48	812	9
1973	Jimmy Robinson	34	597	2
1974	Jimmy Robinson	19	224	2
1975	Steve Raible	13	277	4
1976	John Steele	14	233	1
1977	Drew Hill	7	102	2
1978	Drew Hill	36	708	4
1979	Kris Kentera	25	526	4
	Marlon Heggs	25	397	2
	Leon Chadwick	25	355	3
1980	Marlon Heggs	29	483	1
1981	Robert Lavette	45	307	0
1982	Robert Lavette	25	286	0
1983	Robert Lavette	21	123	1
1984	Ken Whisenhunt	27	517	3
1985	Gary Lee	29	645	6
1986	Gary Lee	24	386	4
1987	Greg Lester	33	593	4
1988	Jerry Mays	46	338	2
1989	Jerry Mays	37	275	4
1990	Emmett Merchant	29	489	3
1991	Greg Lester	35	676	5
1992	Bobby Rodriguez	51	621	2
1993	Omar Cassidy	26	395	2
1994	Charlie Simmons	40	587	6
1995	Harvey Middleton	31	444	3
1996	Harvey Middleton	64	804	3
1997	Harvey Middleton	52	839	7
1998	Dez White	46	973	9
1999	Kelly Campbell	69	1,105	10
2000	Kelly Campbell	59	963	10
2001	Kelly Campbell	56	708	3
2002	Kerry Watkins	71	1,050	5

## CAREER RECEIVING LEADERS

Player	Years	Rec.	TD	Yards	Avg
1. Kelly Campbell	1998-01	195	24	2,907	14.9
2. Kerry Watkins	1999-02	171	22	2,680	15.7
3. Harvey Middleton	1994-97	165	13	2,291	13.9
4. Will Glover	1999-02	122	9	1,316	10.8
5. Bobby Rodriguez	1989-92	115	7	1,681	14.6
Jerry Mays	1985-89	115	10	869	7.6
7. Robert Lavette	1981-84	114	1	862	7.6
8. John Sias	1966-68	110	10	1,727	15.7
9. Jimmy Robinson	1972-74	101	13	1,633	16.2
10. Derrick Steagall	1993-97	99	9	1,639	16.6
11. Jonathan Smith	2000-	96	7	1,100	11.5
12. Greg Lester	1987-91	93	13	1,633	17.6
13. Dez White	1997-99	90	14	1,833	20.4
14. Ken Whisenhunt	1980-84	82	7	1,264	15.4
15. Emmett Merchant	1988-91	77	8	1,125	14.6
16. Joe Burns	1998-01	74	3	681	9.2
17. Mike Sheridan	1995-98	69	2	840	12.2
18. Gary Lee	1983-86	67	14	1,299	19.4
19. Buck Martin	1950-52	63	14	877	13.9
Joel Stevenson	1966-68	63	3	717	11.4

# RECEIVING

## SEASON RECEPTIONS

1. Kerry Watkins .....	71	2002
2. Kelly Campbell .....	69	1999
3. Harvey Middleton .....	64	1996
4. John Sias .....	61	1968
5. Kelly Campbell .....	59	2000
6. Kelly Campbell .....	56	2001
7. Jonathan Smith .....	53	2001
8. Harvey Middleton .....	52	1997
9. Bobby Rodriguez .....	51	1992
10. Jimmy Robinson .....	48	1972
11. Will Glover .....	47	2002
12. Jerry Mays .....	46	1988
Dez White .....	46	1998
14. Robert Lavette .....	45	1981
15. Dez White .....	44	1999
Joel Stevenson .....	44	1968

## SEASON YARDAGE

1. Kelly Campbell .....	1,105	1999
2. Kerry Watkins .....	1,050	2002
3. Dez White .....	973	1998
4. Kelly Campbell .....	963	2000
5. John Sias .....	902	1968
6. Dez White .....	860	1999
7. Harvey Middleton .....	839	1997
8. Jimmy Robinson .....	812	1972
9. Harvey Middleton .....	804	1996
10. Drew Hill .....	708	1978
Kelly Campbell .....	708	2001
12. Greg Lester .....	676	1991
13. Kerry Watkins .....	674	2001
14. John Sias .....	671	1967
15. Gary Lee .....	645	1985



**BUCK MARTIN** caught four touchdown passes against Auburn in 1951, setting a record that still stands today.

## SEASON YARDS PER CATCH

### Minimum 25 Receptions

1. Gary Lee .....	22.2	1985
2. Dez White .....	21.2	1998
3. Kris Kentera .....	21.0	1979
4. Dez White .....	19.5	1999
Derrick Steagall .....	19.5	1997
6. Drew Hill .....	19.6	1978
7. Greg Lester .....	19.3	1991
8. Jason McGill .....	19.1	1992
Ken Whisenhunt .....	19.1	1984
10. Kerry Watkins .....	18.5	2000

## SEASON TOUCHDOWNS

1. Kelly Campbell .....	10	1999
Kelly Campbell .....	10	2000
3. Dez White .....	9	1998
Jimmy Robinson .....	9	1972
5. Buck Martin .....	8	1951
6. Harvey Middleton .....	7	1997
Craig Baynham .....	7	1965
8. Kerry Watkins .....	6	1999
Kerry Watkins .....	6	2000
Charlie Simmons .....	6	1994
Jason McGill .....	6	1992
Gary Lee .....	6	1985
Buck Martin .....	6	1952

## CAREER YARDAGE

1. Kelly Campbell .....	2,907	1998-01
2. Kerry Watkins .....	2,680	1999-02
3. Harvey Middleton .....	2,291	1994-96
4. Dez White .....	1,833	1997-99
5. John Sias .....	1,727	1966-68
6. Bobby Rodriguez .....	1,681	1989-92
7. Derrick Steagall .....	1,639	1993-97
8. Jimmy Robinson .....	1,633	1972-74
Greg Lester .....	1,633	1987-91
10. Will Glover .....	1,316	1999-02
11. Gary Lee .....	1,299	1983-86
12. Ken Whisenhunt .....	1,264	1980-84
13. Emmett Merchant .....	1,125	1988-91
14. Jonathan Smith .....	1,100	2000-
15. Drew Hill .....	1,080	1975-78
16. Jason McGill .....	978	1990-92
17. Charlie Simmons .....	898	1991-94
18. Kris Kentera .....	889	1979-82
19. Marlon Heggs .....	880	1979-80

## CAREER YARDS PER CATCH

### Minimum 50 Receptions

1. Dez White .....	20.4	1997-99
2. Gary Lee .....	19.4	1983-86
3. Drew Hill .....	19.3	1975-78
4. Jason McGill .....	19.2	1990-92
5. Greg Lester .....	17.6	1987-91
6. Derrick Steagall .....	16.6	1993-97



**JIMMY ROBINSON** catches his ninth touchdown of 1972, then the Tech record. Kelly Campbell surpassed that mark in 1999 and again in 2000.

7. Marlon Heggs .....	16.3	1979-80
8. Dick Harvin .....	16.2	1948-50
9. Jimmy Robinson .....	16.2	1972-74
10. Charlie Simmons .....	15.8	1991-94

## CAREER TD RECEPTIONS

1. Kelly Campbell .....	24	1998-01
2. Kerry Watkins .....	22	1999-02
3. Dez White .....	14	1997-99
Buck Martin .....	14	1950-52
Gary Lee .....	14	1983-86
6. Harvey Middleton .....	13	1994-97
Jimmy Robinson .....	13	1972-74
Greg Lester .....	13	1987-91
9. Jerry Mays .....	10	1985-89
John Sias .....	10	1966-68
11. Derrick Steagall .....	9	1993-97
Jason McGill .....	9	1990-92
Will Glover .....	9	1999-02

# RECEIVING

## 100-YARD RECEIVING GAMES


243	Dez White vs. Virginia, 1998 (6)
223	Derrick Steagall vs. Virginia, 1997 (7)
215	Dez White vs. Maryland, 1999 (5)
209	Kelly Campbell vs. Clemson, 2000 (14)
203	Kelly Campbell vs. North Carolina, 1999 (7)
203	Kris Kentera vs. Navy, 1979 (6)
202	Buck Martin vs. Auburn, 1951 (10)
198	John Sias vs. Navy, 1968 (14)
193	Kelly Campbell vs. Syracuse, 2001 (10)
193	Greg Lester vs. Duke, 1987 (7)
190	Kelly Campbell vs. Duke, 1999 (11)
176	Jason McGill vs. Maryland, 1992 (7)
172	Will Glover vs. Virginia, 2001 (13)
171	Dez White vs. North Carolina, 1998 (6)
171	Craig Baynham vs. Virginia, 1965 (9)
165	Dez White vs. Georgia, 1999 (9)
164	Drew Hill vs. Notre Dame, 1978 (6)
161	Kerry Watkins vs. Virginia, 2001 (9)
155	Will Glover vs. Wake Forest, 2001 (8)
154	Drew Hill vs. Duke, 1978 (5)
148	John Sias vs. Tennessee, 1967 (7)
147	Kelly Campbell vs. Wake Forest, 2000 (5)
147	Kerry Watkins vs. Maryland, 2000 (5)
146	Jimmy Robinson vs. Rice, 1972 (7)



**KERRY WATKINS** is second in Tech history in career receptions, receiving yards and touchdown catches.



**HARVEY MIDDLETON** (right) finished his career with virtually every Tech receiving record. Pictured above is his 116th catch against Notre Dame that broke the Tech career record formerly held by Bobby Rodriguez (left).



144	John Sias vs. TCU, 1967 (5)	112	Bobby Rodriguez vs. Wake Forest, 1992 (7)
143	John Sias vs. Duke, 1968 (6)	112	Keenan Walker vs. NC State, 1992 (5)
142	Charlie Rogers vs. Central Fla., 1996 (7)	112	Ken Whisenhunt vs. Duke, 1984 (7)
141	Kelly Campbell vs. Florida State, 1999 (7)	112	Billy Martin vs. Florida State, 1963 (9)
140	Harvey Middleton vs. Georgia, 1997 (7)	111	Harvey Middleton vs. NC State, 1997 (6)
139	Kerry Watkins vs. Clemson, 2002 (7)	111	Kris Kentera vs. Auburn, 1979 (6)
138	Jimmy Robinson vs. Michigan State, 1972 (7)	110	Dez White vs. Duke, 1998 (5)
135	Kelly Campbell vs. Clemson, 1999 (8)	109	Harvey Middleton vs. Maryland, 1997 (8)
132	Steve Harkey vs. South Carolina, 1970 (14)	108	Jonathan Smith vs. Citadel, 2001 (7)
131	Mark Fields vs. Rice, 1972 (8)	108	Kelly Campbell vs. Maryland, 2001 (9)
129	Harvey Middleton vs. Duke, 1996 (7)	107	Harvey Middleton vs. Wake Forest, 1997 (7)
129	Dez White vs. Notre Dame, 1998 (4), Gator Bowl	107	Harvey Middleton vs. Navy, 1996 (6)
127	Kelly Campbell vs. Duke, 2000 (6)	107	Greg Lester vs. Boston College, 1991 (4)
127	Kerry Watkins vs. Maryland, 2002 (9)	107	Greg Lester vs. Auburn, 1987 (4)
126	Gary Williams vs. Georgia, 1965 (9)	106	Kelly Campbell vs. Stanford, 2001 (10) Seattle Bowl
126	Harvey Middleton vs. Duke, 1995 (4)	106	Harvey Middleton vs. Clemson, 1996 (9)
125	Derrick Steagall vs. Duke, 1997 (6)	106	Harvey Middleton vs. Duke, 1997 (7)
122	Gary Lee vs. Georgia, 1986 (4)	105	Harvey Middleton vs. Clemson, 1997 (5)
122	Marlon Heggs vs. Tulane, 1980 (4)	105	Derrick Steagall vs. Wake Forest, 1993 (5)
121	Leon Chadwick vs. Notre Dame, 1979 (4)	105	Marlon Heggs vs. Georgia, 1980 (5)
120	Jimmy Robinson vs. Tulane, 1973 (6)	103	John Sias vs. Auburn, 1968 (5)
119	Bobby Rodriguez vs. Georgia, 1990 (6)	103	Bill Sennett vs. Tulane, 1954 (4)
116	Charlie Simmons vs. Duke, 1993 (4)	102	Kerry Watkins vs. Wake Forest, 2002 (5)
114	Dez White vs. Florida State, 1999 (2)	102	Derrick Steagall vs. Furman, 1993 (3)
113	Mike Sheridan vs. Maryland, 1996 (9)	102	Billy Williamson vs. Penn State, 1961 (4)
113	Jimmy Robinson vs. S. Carolina, 1973 (6)	102	John Hicks vs. VMI, 1951 (2)
		101	John Sias vs. Miami, 1968 (6)
		100	Dez White vs. Miami, 1999 Gator Bowl (8)
		100	John Sias vs. Tulane, 1968 (6)

# RECEIVING

## SINGLE-GAME TOUCHDOWN RECEPTIONS

1. Buck Martin ..... 4 vs. Auburn, 1951
2. Dez White ..... 3 vs. Virginia, 1998  
Jason McGill ..... 3 vs. Maryland, 1992  
Kris Kentera ..... 3 vs. Navy, 1979  
Craig Baynham ..... 3 vs. Duke, 1965

## SINGLE-GAME RECEPTIONS

1. Kelly Campbell ..... 14 vs. Clemson, 2000  
Robert Lavette ..... 14 vs. Notre Dame, 1981  
Steve Harkey ..... 14 vs. South Carolina, 1970  
John Sias ..... 14 vs. Navy, 1968
5. Will Glover ..... 13 vs. Virginia, 2001
6. Kelly Campbell ..... 11 vs. Duke, 1999
7. Kelly Campbell ..... 10 vs. Syracuse, 2001  
Kelly Campbell ..... 10 vs. Stanford, 2001  
Jerry Mays ..... 10 vs. Wake Forest, 1988  
Buck Martin ..... 10 vs. Auburn, 1951
10. Many Players ..... 9; Most Recent:  
Kerry Watkins ..... 9 vs. Maryland, 2002



**DEZ WHITE** set the Georgia Tech record with 243 yards receiving against Virginia in 1998. He caught three touchdown passes in the game, including two in the final eight minutes as Tech rallied from a 21-point second-half deficit to win 41-38.



## CONSECUTIVE GAMES WITH RECEPTION

1. Harvey Middleton ..... 40 1994-97
2. Kelly Campbell ..... 32 1999-01
3. Kerry Watkins ..... 29 2000-02
4. Robert Lavette ..... 27 1981-83
5. Jerry Mays ..... 24 1986-89  
Dez White ..... 24 1997-99
7. Marlon Heggs ..... 20 1979-80  
John Sias ..... 20 1967-68
9. Charlie Simmons ..... 18 1993-94
10. Keenan Walker ..... 17 1992-93

## SEASON 100-YARD GAMES

1. Harvey Middleton ..... 6 1997
2. John Sias ..... 5 1968
3. Kelly Campbell ..... 4 1999  
Dez White ..... 4 1998  
Dez White ..... 4 1999
6. Kelly Campbell ..... 3 2000  
Kelly Campbell ..... 3 2001  
Harvey Middleton ..... 3 1996  
Kerry Watkins ..... 3 2002

## CAREER 100-YARD GAMES

1. Harvey Middleton ..... 10 1994-97
2. Kelly Campbell ..... 10 1998-00
3. Dez White ..... 8 1997-99
4. John Sias ..... 7 1966-69
5. Kerry Watkins ..... 5 1999-02
6. Derrick Steagall ..... 4 1993-97  
Jimmy Robinson ..... 4 1972-74

**KELLY CAMPBELL** holds the Georgia Tech records for receptions, receiving yards and touchdowns in a season and career.

# SCORING

## INDIVIDUAL RECORDS

### Most Points Scored

<i>Game</i>	24	C.J. Williams vs. NC State, 1995; Robert Lavette vs. Virginia, 1982; George Maloof vs. Georgia, 1951 Buck Martin vs. Auburn, 1951; Joe Burns vs. North Carolina, 2000; Tony Hollings vs. Connecticut, 2002
<i>Season</i>	114	Robert Lavette, 1982
<i>Career</i>	322	Luke Manget, 1999-2002

### Most Touchdowns


<i>Game</i>	4	C.J. Williams vs. NC State, 1995; Robert Lavette vs. Virginia, 1982; George Maloof vs. Georgia, 1951 Buck Martin vs. Auburn, 1951; Joe Burns vs. North Carolina, 2000; Tony Hollings vs. Connecticut, 2002
<i>Season</i>	19	Robert Lavette, 1982
<i>Career</i>	46	Robert Lavette, 1981-84

### Most Defensive Touchdowns

<i>Game</i>	2	Rick Lewis vs. Tulane, 1970
<i>Season</i>	3	Jeff Ford, 1969
<i>Career</i>	4	Jeff Ford, 1969-71

### Most Two-Point Conversions

<i>Game</i>	2	Joel Stevenson vs. Duke, 1968; Kerry Watkins vs. Wake Forest, 1999
<i>Season</i>	2	Joel Stevenson, 1968; Kenny Bounds, 1968; Joe Hamilton, 1998; Kerry Watkins, 1999
<i>Career</i>	3	Kerry Watkins, 1999-02



Luke Manget



Robert Lavette

## TEAM RECORDS

### Most Points Scored

<i>Game</i>	222	vs. Cumberland, 1916
<i>Season</i>	491	1917
	448	1999 (modern record)

### Most Touchdowns

<i>Game</i>	32	vs. Cumberland, 1916
	10	vs. Navy, 2001 (modern record)
<i>Season</i>	59	1999 (modern record)

### Most Defensive Touchdowns

<i>Game</i>	2	vs. Duke, 1996; vs. Tulane, 1970
<i>Season</i>	7	1998

### Most Touchdowns on Fumble Returns

<i>Season</i>	7	1998 (NCAA Record)
---------------	---	--------------------

### Most Two-Point Conversions

<i>Game</i>	3	vs. Duke, 1968
<i>Season</i>	5	1968

### Most Safeties

<i>Season</i>	2	1951, 1952, 1953, 1991
---------------	---	------------------------

## CAREER SCORING LEADERS

Player, Pos.	Years	TD	PAT	2P	FG	TP
1. Luke Manget, k	1999-02	0	160-160	0	54-77	322
2. Scott Sisson, k	1989-92	0	119-121	0	60-88	299
3. Robert Lavette, rb	1981-84	46	0	0	0	276
4. Joe Burns, rb	1998-01	34	0	1	0	206
5. Billy Lothridge, qb-k	1961-63	15	51-62	0	21-33	204
6. David Bell, k	1983-86	0	76-77	0	32-46	172
7. Jerry Mays, rb	1985-89	28	0	0	0	168
8. Kelly Campbell, wr	1998-01	27	0	0	0	162
9. Johnny Smith, k	1977-80	0	75-81	0	28-48	159
10. Eddie Lee Ivery, rb	1975-78	26	0	1	0	158
Brad Chambers, k	1995-98	0	77-80	0	27-40	158
12. Ron Rice, k	1980-83	0	63-65	0	29-53	150
C.J. Williams, rb	1994-96	24	0	0	0	144
14. Thomas Palmer, k	1985-88	0	54-57	0	28-45	138
Kerry Watkins	1999-02	22	0	3	0	138
15. Leon Hardeman, rb	1951-53	22	0	0	0	132
16. Pepper Rodgers, qb-k	1951-53	6	68-82	0	8	128
17. Dave Frakes, k	1994-97	0	49-52	0	26-42	127
18. David Sims, rb	1974-76	21	0	0	0	126
19. Shawn Jones, qb	1989-92	19	0	1	0	116
20. Lenny Snow, rb	1965-67	19	0	0	0	114
Charles Wiley, rb	1995-98	19	0	0	0	114



**LUKE MANGET** is Tech's all-time leading scorer with 322 points, including an ACC-record 160 consecutive PAT.

# SCORING

## YEARLY LEADERS

Year	Player	TD	XP	2P	FG	TP
1950	John Weigle	5	0	0	0	30
1951	Buck Martin	9	0	0	0	54
1952	Pepper Rodgers	1	39	0	5	60
1953	Pepper Rodgers	4	13	0	1	40
1954	Jimmy Thompson	4	0	0	0	24
	Henry Hair	4	0	0	0	24
1955	Toppy Vann	6	1	0	0	37
1956	Toppy Vann	5	9	0	0	39
1957	Fred Braselton	2	3	0	0	15
1958	Tommy Wells	0	7	0	4	19
1959	Tommy Wells	0	15	0	2	21
1960	Tommy Wells	0	10	0	8	34
1961	Billy Lothridge	3	16	0	4	46
1962	Billy Lothridge	9	20	0	5	89
1963	Billy Lothridge	3	15	0	12	69
1964	Johnny Gresham	4	0	0	0	24
1965	Bunky Henry	0	27	0	5	42
1966	Lenny Snow	12	0	0	0	72
1967	Tom Carmichael	0	12	0	7	33
1968	Kenny Bounds	4	0	2	0	28
1969	Jack Moore	0	12	0	3	21
1970	B. Cunningham	7	0	0	0	42
1971	Tommy Lang	5	0	1	0	32
1972	Jimmy Robinson	9	0	1	0	56
1973	Cam Bonifay	0	18	0	12	54
1974	Danny Smith	0	27	0	6	45
1975	Danny Myers	7	0	0	0	42
1976	David Sims	9	0	0	0	54
1977	Eddie Lee Ivery	8	0	0	0	48
1978	Eddie Lee Ivery	11	0	1	0	68
1979	Johnny Smith	0	17	0	7	38
1980	Johnny Smith	0	7	0	5	22
1981	Robert Lavette	7	0	0	0	42
1982	Robert Lavette	19	0	0	0	114
1983	Ron Rice	0	25	0	9	52
1984	Robert Lavette	14	0	0	0	84
1985	Gary Lee	7	0	0	0	42
1986	David Bell	0	31	0	11	64
1987	Thomas Palmer	0	20	0	7	41
1988	Thomas Palmer	0	19	0	15	64
1989	Scott Sisson	0	30	0	15	75
1990	Scott Sisson	0	39	0	15	84
1991	Scott Sisson	0	30	0	11	63
1992	Scott Sisson	0	20	0	19	77
1993	Tyler Jarrett	0	27	0	9	54
	Dorsey Levens	9	0	0	0	54
1994	Chris Leone	0	17	0	9	44
1995	C.J. Williams	13	0	0	0	78
1996	C.J. Williams	9	0	0	0	54
1997	Dave Frakes	0	25	0	12	61
1998	Brad Chambers	0	46	0	12	82
1999	Luke Manget	0	53	0	11	86
2000	Joe Burns	13	0	0	0	78
2001	Luke Manget	0	40	0	19	97
2002	Tony Hollings	11	0	0	0	66



**RON RICE** holds the Tech record for points by kicking in a game with 17 against The Citadel in 1982.



**JOE BURNS** scored 34 touchdowns in his career, more than any Yellow Jacket except Robert Lavette.

## SEASON TOUCHDOWNS

1.	Robert Lavette	19	1982
2.	Joe Burns	15	2001
3.	Robert Lavette	14	1984
4.	Joe Burns	13	2000
	Sean Gregory	13	1999
	C.J. Williams	13	1995
7.	Kelly Campbell	12	2000
	Jerry Mays	12	1989
	Lenny Snow	12	1966
10.	Kelly Campbell	11	1999
	Eddie Lee Ivery	11	1978
	Tony Hollings	11	2002
13.	Dez White	10	1998
	Jerry Mays	10	1986

## SEASON SCORING

1.	Robert Lavette	114	1982
2.	Luke Manget	97	2001
3.	Joe Burns	92	2001
3.	Billy Lothridge	89	1962
4.	Luke Manget	86	1999
5.	Robert Lavette	84	1984
	Scott Sisson	84	1990
7.	Brad Chambers	82	1998
8.	Joe Burns	78	2000
	Sean Gregory	78	1999
	C.J. Williams	78	1995
11.	Scott Sisson	77	1992
12.	Scott Sisson	75	1989
13.	Luke Manget	74	2000
14.	Kelly Campbell	72	2000
	Jerry Mays	72	1989
	David Bell	72	1984
	Lenny Snow	72	1966

## CAREER TOUCHDOWNS

1.	Robert Lavette	46	1981-84
2.	Joe Burns	34	1998-01
3.	Jerry Mays	28	1985-89
4.	Eddie Lee Ivery	26	1975-78
5.	Kelly Campbell	27	1998-01
6.	C.J. Williams	24	1994-96
7.	Leon Hardeman	22	1951-53
8.	Kerry Watkins	22	1999-00
9.	David Sims	21	1974-76
	Charles Wiley	19	1995-98
	Shawn Jones	19	1989-92
	Lenny Snow	19	1965-67
13.	Joe Hamilton	18	1996-99
	Malcolm King	18	1984-87
	Sean Gregory	17	1998-01
	Phillip Rogers	17	1995-99

# KICKING

## INDIVIDUAL RECORDS

### Most Points by Kicking

Game	17	Ron Rice vs. The Citadel, 1982
Season	97	Luke Manget, 2001
Career	322	Luke Manget, 1999-02

### Most PAT's Attempted

Game	10	Luke Manget vs. Navy, 2001
Season	53	Luke Manget, 1999
Career	160	Luke Manget, 1999-02

### Most PAT's Made

Game	10	Luke Manget vs. Navy, 2001
Season	53	Luke Manget, 1999
Career	160	Luke Manget, 1999-02

### Most Consecutive PAT's Made

Season	53	Luke Manget, 1999
Career	160	Luke Manget, 1999-02

### Best PAT Percentage

Career	1.000	Luke Manget, 1999-02 (160-160)
--------	-------	--------------------------------

### Most Field Goals Attempted

Game	7	Luke Manget vs. NC State, 2001
Season	28	Luke Manget, 2001
Career	88	Scott Sisson, 1989-92

### Most Field Goals Made

Game	5	Ron Rice vs. The Citadel, 1982
Season	19	Scott Sisson, 1992
		Luke Manget, 2001
Career	60	Scott Sisson, 1989-92

### Most Consecutive Field Goals Made

Career	10	Luke Manget, 2002
--------	----	-------------------

### Best Field Goal Percentage

Season	.867	David Bell, 1984 (13-15)
Career	.701	Luke Manget, 1999-02 (54-77)

## TEAM RECORDS

### Most Points by Kicking

Game	30	vs. Cumberland, 1916
	18	vs. The Citadel, 1982
		(modern record)
Season	97	2001

### Most Field Goals Made

Game	5	vs. The Citadel, 1982
Season	19	1992, 2001

### Most Field Goals Attempted

Game	7	vs. NC State, 2001
Season	28	2001

### Most PAT's Made

Game	30	vs. Cumberland, 1916
	10	vs. Navy, 2001 (modern record)
Season	57	1999

## LAST SECOND FGs

- Clemson 47, Tech 44 (ot), 2001: Luke Manget 20 FG, 0:06 left (forced ot)
- Tech 51, Georgia 48 (ot), 1999: Luke Manget 38 FG, 1st OT
- Tech 31, North Carolina 24 (ot), 1999: Luke Manget 36 FG, 0:05 left (forced ot)
- Tech 21, Georgia 19, 1998: Brad Chambers 35 FG, 0:02 left
- Tech 23, Clemson 20, 1997: Brad Chambers 20 FG, 1:54 left
- Tech 16, NC State 13, 1992: Scott Sisson 29 FG on final play
- Tech 19, Furman 17, 1991: Scott Sisson 37 FG, 0:21 left
- Tech 24, Virginia 21, 1991: Scott Sisson 33 FG on final play
- Tech 13, North Carolina 13, 1990: Scott Sisson 27 FG, 1:01 left
- Tech 41, Virginia 38, 1990: Scott Sisson 37 FG, 0:07 left
- Tech 6, Virginia Tech 3, 1990: Scott Sisson 38 FG, 0:08 left
- Tech 13, Boston College 12, 1989: Scott Sisson 35 FG, 0:42 left
- Tech 6, South Carolina 3, 1978: Johnny Smith, 34 FG, 0:57 left
- Tech 17, Baylor 14, 1952 Orange Bowl: Pepper Rodgers 6 FG, 2:56 left
- Tech 17, Florida 14, 1952: Pepper Rodgers, 6 FG, 6:00 left



**SCOTT SISSON** scored a then-Georgia Tech record 299 points from 1989-92, including six game-winning field goals.

## CAREER POINTS BY KICKING LEADERS

Player .....	Years .....	PAT .....	FG .....	TP .....
1. Luke Manget .....	1999-02	160-160	54-77	322
2. Scott Sisson .....	1989-92	119-121	60-88	299
3. David Bell .....	1983-86	76-77	32-46	172
4. Johnny Smith .....	1977-80	75-81	28-48	159
5. Brad Chambers .....	1995-98	77-80	27-40	158
6. Ron Rice .....	1980-83	63-65	29-53	150
7. Thomas Palmer .....	1985-88	54-57	28-45	138
8. Dave Frakes .....	1994-97	49-52	26-42	127
9. Billy Lothridge .....	1961-63	51-62	21-33	114
10. Bunky Henry .....	1964-66	73-75	10-20	103
11. Cam Bonifay .....	1971-73	18-20	25-37	93
12. Danny Smith .....	1974-76	56-59	12-22	92
Pepper Rodgers .....	1951-53	68-82	*8	92
14. Tommy Wells .....	1958-60	32-40	14-29	74
15. Bobby Thigpen .....	1970-72	56-57	3-4	65
16. Jack Moore .....	1969-71	31-33	8-15	55
17. Tyler Jarrett .....	1990-93	27-32	9-15	54
Wade Mitchell .....	1953-56	54-63	0	54

\* Field goal attempts unavailable from these years



# KICKING

## PRIMARY KICKERS

Year	Player	PAT	FG	TP
1949	Bobby North	14	1	17
1950	Jim Patton	17-24	1-1	20
1951	Pepper Rodgers	16-19	2-3	22
	Glenn Turner	17-23	0-0	35
1952	Pepper Rodgers	39-44	5-5	54
1953	Pepper Rodgers	13-19	1-1	16
1954	Wade Mitchell	14-16	0	14
1955	Wade Mitchell	16-19	0	16
1956	Wade Mitchell	18-21	0	18
1957	Fred Braselton	3-5	0	3
	Cal James	3-5	0	3
	Urban Henry	0-1	1	3
1958	Tommy Wells	7-10	4-10	19
1959	Tommy Wells	15-16	2-5	21
1960	Tommy Wells	10-14	8-14	34
1961	Billy Lothridge	16-19	4-6	28
1962	Billy Lothridge	20-24	5-10	35
1963	Billy Lothridge	15-19	12-17	51
1964	Bunky Henry	14-14	0-2	14
	Jack Clark	2-2	3-6	11
1965	Bunky Henry	27-29	5-8	42
1966	Bunky Henry	32-32	5-10	47
1967	Tom Carmichael	12-13	7-10	33
1968	Johnny Duncan	13-15	3-7	22
1969	Jack Moore	12-12	3-6	21
1970	Jack Moore	19-21	5-9	34
1971	Cam Bonifay	0-0	9-13	27
	Bobby Thigpen	20-20	0-0	20
1972	Bobby Thigpen	30-31	3-4	39
	Cam Bonifay	0-0	4-9	12
1973	Cam Bonifay	18-20	12-15	54
1974	Danny Smith	27-29	6-11	45
1975	Don Bessillieu	22-26	5-8	37
1976	Danny Smith	27-28	6-11	45
1977	Johnny Smith	25-28	7-13	46
1978	Johnny Smith	26-27	9-13	53
1979	Johnny Smith	17-17	7-15	38
1980	Johnny Smith	7-9	5-5	22
1981	Ron Rice	13-15	5-11	28
1982	Ron Rice	25-25	12-21	61
1983	Ron Rice	25-25	9-15	52
1984	David Bell	33-33	13-15	72
1985	David Bell	12-13	8-11	36
	Thomas Palmer	14-14	5-11	29
1986	David Bell	31-31	11-20	64
1987	Thomas Palmer	20-23	7-13	41
1988	Thomas Palmer	19-19	15-20	64
1989	Scott Sisson	30-30	15-24	75
1990	Scott Sisson	39-39	15-23	84
1991	Scott Sisson	30-31	11-17	63
1992	Scott Sisson	20-21	19-24	77
1993	Tyler Jarrett	27-32	9-15	54
1994	Chris Leone	17-17	9-16	44
1995	Dave Frakes	16-18	10-15	46
1996	Brad Chambers	16-16	11-15	49
	Dave Frakes	7-7	4-11	19
1997	Dave Frakes	25-25	12-16	61
	Brad Chambers	6-6	4-4	18
1998	Brad Chambers	46-47	12-20	82
1999	Luke Manget	53-53	11-16	86
2000	Luke Manget	38-38	12-16	74
2001	Luke Manget	40-40	19-28	97
2002	Luke Manget	29-29	12-17	65

## SEASON POINTS BY KICKING

1.	Luke Manget	97	2001
2.	Luke Manget	86	1999
3.	Scott Sisson	84	1990
4.	Brad Chambers	82	1998
5.	Scott Sisson	77	1992
6.	Scott Sisson	75	1989
7.	Luke Manget	74	2000
8.	David Bell	72	1984
9.	Luke Manget	65	2002
10.	David Bell	64	1986
	Thomas Palmer	64	1988

## SEASON FIELD GOALS

1.	Luke Manget	19	2001
	Scott Sisson	19	1992
3.	Scott Sisson	15	1990
	Scott Sisson	15	1989
	Thomas Palmer	15	1988
6.	David Bell	13	1984
7.	Six Players	12	
	Most Recent: Luke Manget	12	2002

## SEASON FG PERCENTAGE

*Minimum 10 field goals attempted*

1.	David Bell (13-15)	.867	1984
2.	Cam Bonifay (12-15)	.800	1973
3.	Scott Sisson (19-24)	.791	1992
4.	Luke Manget (12-16)	.750	2000
	Dave Frakes (12-16)	.750	1997
	Thomas Palmer (15-20)	.750	1988
7.	Brad Chambers (11-15)	.733	1996
8.	David Bell (8-11)	.727	1985
9.	Billy Lothridge (12-17)	.706	1963
	Luke Manget (12-17)	.706	2002

## SEASON PAT

1.	Luke Manget	53	1999
2.	Brad Chambers	46	1998
3.	Luke Manget	40	2001
4.	Scott Sisson	39	1990
	Pepper Rodgers	39	1952
6.	Luke Manget	38	2000
7.	David Bell	33	1984
8.	Bunky Henry	32	1966
9.	David Bell	31	1986
10.	Scott Sisson	30	1991
	Scott Sisson	30	1989
	Bobby Thigpen	30	1972

## CAREER FIELD GOALS

1.	Scott Sisson	60	1989-92
2.	Luke Manget	54	1999-02
3.	David Bell	32	1983-86
4.	Ron Rice	29	1980-83
5.	Johnny Smith	28	1977-80
	Thomas Palmer	28	1985-88
7.	Brad Chambers	27	1995-98
8.	Dave Frakes	26	1994-97
9.	Cam Bonifay	25	1971-73
10.	Billy Lothridge	21	1961-63

## CAREER FG PERCENTAGE

*Minimum 20 field goals attempted*

1.	Luke Manget (54-77)	.701	1999-02
2.	David Bell (32-46)	.695	1983-86
3.	Scott Sisson (60-88)	.681	1989-92
4.	Cam Bonifay (25-37)	.676	1971-73
5.	Brad Chambers (27-40)	.675	1995-98
6.	Billy Lothridge (21-33)	.636	1961-63
7.	Thomas Palmer (28-45)	.622	1985-88
8.	Dave Frakes (26-42)	.619	1994-97
9.	Johnny Smith (28-48)	.583	1977-80
10.	Ron Rice (29-53)	.547	1980-83

## CAREER PAT

1.	Luke Manget	160	1999-00
2.	Scott Sisson	119	1989-92
3.	Brad Chambers	77	1995-98
4.	David Bell	76	1983-86
5.	Johnny Smith	75	1977-80
6.	Bunky Henry	73	1964-66
7.	Pepper Rodgers	68	1951-53
8.	Ron Rice	63	1980-83
9.	Danny Smith	56	1974-76
	Bobby Thigpen	56	1970-72

## SINGLE-GAME FG

1.	Ron Rice	5 vs. The Citadel, 1982
2.	Luke Manget	4 vs. Clemson, 2001
	Scott Sisson	4 vs. Florida State, 1992
	Cam Bonifay	4 vs. Navy, 1973
4.	Many players with 3; Most recent:	
	Luke Manget	3 vs. Virginia, 2002

## SINGLE-GAME FG ATTEMPTS

1.	Luke Manget (2-7)	7 vs. NC State, 2001
2.	Brad Chambers (1-5)	5 vs. Maryland, 1998
	Ron Rice (5-5)	5 vs. The Citadel, 1982
	Tommy Wells	5 vs. Duke, 1958
	Dave Frakes (3-5)	5 vs. Wake Forest, 1996
6.	Many players with 4; Most recent:	
	Luke Manget (4-4)	4 vs. Clemson, 2001

## SINGLE-GAME PAT

1.	Luke Manget (10-10)	10 vs. Navy, 2001
2.	Brad Chambers (9-9)	9 vs. Wake Forest, 1998
3.	David Bell (8-8)	8 vs. NC State, 1986
4.	Luke Manget (7-7)	7 vs. Wake Forest, 2000
	Luke Manget (7-7)	7 vs. Maryland, 1999
	Pepper Rodgers	7 vs. The Citadel, 1952
7.	Many players with 6; Most recent:	
	Luke Manget	6 vs. North Carolina, 2000

## SINGLE-GAME POINTS BY KICKING

1.	Ron Rice	17 vs. The Citadel, 1982
2.	Luke Manget	15 vs. Georgia, 1999
	Dave Frakes	15 vs. Furman, 1995
4.	Luke Manget	14 vs. Clemson, 2001
	Scott Sisson	14 vs. UT-Chattanooga, 1990
	Cam Bonifay	14 vs. Navy, 1973
5.	Scott Sisson	13 vs. Western Carolina, 1992
	Brad Chambers	13 vs. North Carolina, 1998



# KICKOFF RETURNS

## INDIVIDUAL RECORDS

### Most Returns

Season	35	T.J. Edwards, 1989
Career	94	Drew Hill, 1975-78

### Most Yardage on Returns

Season	831	T.J. Edwards, 1989
Career	2,357	Drew Hill, 1975-78

### Most Touchdowns on Returns

Season	2	Drew Hill, 1978
Career	2	Drew Hill, 1975-78; Gary Lee, 1983-86; Dez White, 1997-99

### Best Return Average

Season	30.0	Drew Hill, 1978 (min. 10 returns)
Career	25.4	Drew Hill, 1975-78 (min. 15 returns)

## TEAM RECORDS

### Most Returns

Game	11	vs. Notre Dame, 1977
Season	49	1987

### Most Yardage on Returns

Game	284	vs. Notre Dame, 1977
Season	1,080	1994

### Most Touchdowns on Returns

Game	1	vs. many opponents
Season	2	1978

### Best Return Average

Season	26.9	1957
--------	------	------



Derrick Steagall



T.J. Edwards

## YEARLY LEADERS

Leader based upon number of returns


Year	Player	No.	Yds	TD	Avg
1950	Chappell Rhino	7	185	0	26.4
1951	Larry Morris	7	126	0	18.0
1952	Larry Morris	8	99	0	12.4
1953	Bill Teas	7	160	0	22.9
1954	Wade Mitchell	4	105	0	26.3
1955	Ken Owen	4	110	0	27.5
1956	Ken Owen	9	276	0	30.7
1957	Lester Simerville	8	294	1	36.8
1958	Floyd Faucette	3	84	0	28.0
1959	Taz Anderson	5	128	0	25.6
1960	Billy Williamson	7	236	1	33.7
1961	Billy Williamson	7	128	0	18.3
1962	Joe Auer	6	198	0	33.0
1963	Gerry Bussell	8	150	0	18.8
1964	Johnny Gresham	9	189	0	21.0
1965	Lenny Snow	8	163	0	20.4
1966	Jimmy Brown	10	192	0	19.2
1967	Jimmy Brown	9	155	0	17.2
1968	Gene Spiotta	20	326	0	16.3
1969	Gene Spiotta	15	378	0	25.2
1970	Larry Studdard	10	244	0	24.4
1971	Alan Hennessey	13	257	0	19.8
1972	Mike Mercer	10	206	0	20.6
1973	Randy Rhino	17	425	0	25.0
1974	Randy Rhino	19	422	0	22.2
1975	Drew Hill	22	479	0	21.8
1976	Drew Hill	21	554	0	26.4
1977	Drew Hill	32	754	0	23.6
1978	Drew Hill	19	570	2	30.0
1979	Marlon Heggs	19	426	0	22.4
1980	Clarence Stover	16	313	0	19.6
1981	Robert Lavette	17	389	0	22.9
1982	Cleve Pounds	17	397	0	23.4
1983	Cleve Pounds	13	191	0	14.7
1984	Sammy Lilly	14	304	0	21.7
1985	Gary Lee	8	242	1	30.3
1986	Gary Lee	30	568	1	18.9
1987	Richard Hills	31	622	0	20.1
1988	Ken Swilling	25	558	0	22.3
1989	T.J. Edwards	35	831	0	23.7
1990	Kevin Tisdell	18	531	1	29.5
1991	Kevin Tisdell	27	513	0	19.0
1992	Kevin Tisdell	23	482	0	21.0
1993	Derrick Steagall	16	413	0	25.8
1994	Lethon Flowers	23	541	0	23.5
1995	Charlie Rogers	15	285	0	19.0
1996	Charlie Rogers	26	626	0	24.1
1997	Charlie Rogers	15	317	0	21.1
	Dez White	14	330	1	23.6
1998	Dez White	26	682	1	26.2
1999	Dez White	29	689	0	23.8
2000	Kelly Campbell	26	632	0	24.3
2001	Kelly Campbell	28	651	0	23.2
2002	Kerry Watkins	23	481	0	20.9

## CAREER KICKOFF RETURN LEADERS

Minimum of 25 returns

No.	Player	Years	KOR	Yards	TD	Avg
1.	Drew Hill	1975-78	94	2,357	2	25.4
2.	Dez White	1997-99	69	1,701	2	24.7
3.	Derrick Steagall	1993-97	28	687	0	24.5
4.	Kelly Campbell	1998-01	59	1,415	0	24.0
5.	T.J. Edwards	1988-90	35	831	0	23.7
6.	Randy Rhino	1972-74	37	870	0	23.5
7.	Cory Collier	1983-86	27	627	0	23.2
8.	Kevin Tisdell	1989-92	68	1,526	1	22.4
9.	Ken Swilling	1988-91	27	602	0	22.3
10.	Lethon Flowers	1991-94	43	938	0	21.8
	Charlie Rogers	1995-98	58	1,264	0	21.8
12.	Gary Lee	1983-86	42	874	2	20.8
	Marlon Heggs	1979-80	30	623	0	20.8
14.	Richard Hills	1985-87	33	681	0	20.6
15.	Gene Spiotta	1968-69	35	704	0	20.1

# KICKOFF RETURNS




**GARY LEE** led the Jackets in kickoff returns in 1985 and 1986 and returned two kickoffs for touchdowns, including this 95-yarder against Georgia in 1985.

## SEASON KICKOFF RETURNS

1. T.J. Edwards .....	35	1989
2. Drew Hill .....	32	1977
3. Richard Hills .....	31	1987
4. Gary Lee .....	30	1986
5. Dez White .....	29	1999
6. Kelly Campbell .....	28	2001
7. Kevin Tisdell .....	27	1991
8. Charlie Rogers .....	26	1996
Dez White .....	26	1998
Kelly Campbell .....	26	2000

## SEASON KICKOFF RETURN YARDS

1. T.J. Edwards .....	831	1989
2. Drew Hill .....	754	1977
3. Dez White .....	689	1999
4. Dez White .....	682	1998
5. Kelly Campbell .....	651	2001
6. Kelly Campbell .....	632	2000
7. Charlie Rogers .....	626	1996
8. Richard Hills .....	622	1987
9. Drew Hill .....	570	1978
10. Gary Lee .....	568	1986



Charlie Rogers



Dez White

## SEASON KICKOFF RETURN AVERAGE

Minimum 10 Returns

1. Drew Hill .....	30.0	1977
2. Kevin Tisdell .....	29.5	1991
3. Drew Hill .....	26.4	1976
4. Dez White .....	26.2	1998
5. Derrick Steagall .....	25.8	1993
6. Gene Spiotta .....	25.2	1969
7. Randy Rhino .....	25.0	1973
8. Larry Studdard .....	24.4	1970
9. Kelly Campbell .....	24.3	2000
10. Charlie Rogers .....	24.1	1996

## CAREER KICKOFF RETURNS


1. Drew Hill .....	94	1975-78
2. Dez White .....	69	1997-99
3. Kevin Tisdell .....	68	1989-92
4. Kelly Campbell .....	59	1998-01
5. Charlie Rogers .....	56	1995-98
6. Lethon Flowers .....	43	1991-94
7. Gary Lee .....	42	1983-86
8. Randy Rhino .....	37	1972-74
9. T.J. Edwards .....	35	1988-90
Gene Spiotta .....	35	1968-69

## CAREER KICKOFF RETURN YARDS

1. Drew Hill .....	2,357	1975-78
2. Dez White .....	1,701	1997-99
3. Kevin Tisdell .....	1,526	1989-92
4. Kelly Campbell .....	1,415	1998-01
5. Charlie Rogers .....	1,264	1995-98
6. Lethon Flowers .....	938	1991-94
7. Gary Lee .....	874	1983-86
8. Randy Rhino .....	870	1972-74
9. T.J. Edwards .....	831	1988-90
10. Gene Spiotta .....	704	1968-69

## SINGLE-GAME KICKOFF RETURNS

1. Dez White .....	7	vs. Virginia, 1999
Richard Hills .....	7	vs. Duke, 1987
Drew Hill .....	7	vs. Notre Dame, 1977



**DREW HILL** is the top kickoff returner in Tech annals with 2,357 yards and a 25.4-yard average.

4. Kelly Campbell .....	6	vs. Georgia, 2001
Kevin Tisdell .....	6	vs. Virginia, 1990
T.J. Edwards .....	6	vs. Duke, 1989
Richard Hills .....	6	vs. Clemson, 1987
Drew Hill .....	6	vs. Duke, 1977
Drew Hill .....	6	vs. Clemson, 1977
Drew Hill .....	6	vs. Georgia, 1977

## SINGLE-GAME KICKOFF RETURN YARDS

1. T.J. Edwards .....	184	vs. Duke, 1989
2. Kevin Tisdell .....	167	vs. Duke, 1990
3. Drew Hill .....	166	vs. Clemson, 1977
Dez White .....	157	vs. Virginia, 1999
5. Dez White .....	156	vs. Maryland, 1998
6. Richard Hills .....	152	vs. Duke, 1987
7. Richard Hills .....	149	vs. Clemson, 1987
Drew Hill .....	149	vs. Duke, 1977
9. Drew Hill .....	147	vs. Notre Dame, 1977
10. Dez White .....	141	vs. Duke, 1997
11. Kevin Tisdell .....	140	vs. Clemson, 1990

## KICKOFF RETURNS FOR TOUCHDOWNS

100	Dez White	vs. Maryland, 1998
95	Dez White	vs. Duke, 1997
85	Kevin Tisdell	vs. Duke, 1990
99	Gary Lee	vs. NC State, 1986
95	Gary Lee	vs. Georgia, 1985
97	Drew Hill	vs. Auburn, 1978
100	Drew Hill	vs. Georgia, 1978
97	Eddie Lee Ivery	1977
93	Billy Williamson	vs. Tennessee, 1960
91	Lester Simerville	vs. Tulane, 1957

# PUNT RETURNS

## INDIVIDUAL RECORDS

### Most Returns

<i>Game</i>	9	Kelley Rhino vs. Citadel, 2001
<i>Season</i>	48	Kelley Rhino, 2001; Willie Clay, 1991
<i>Career</i>	101	Willie Clay, 1988-91

### Most Yardage on Returns

<i>Game</i>	149	Gerry Bussell vs. Auburn, 1962
<i>Season</i>	515	Kelley Rhino, 2001
<i>Career</i>	749	Randy Rhino, 1972-74

### Most TDs on Returns

<i>Season</i>	2	Jimmy Brown, 1966
	2	Charlie Rogers, 1998
<i>Career</i>	3	Jimmy Brown, 1965-67

### Best Return Average

<i>Season</i>	22.6	Jimmy Brown, 1965 (min. 10)
<i>Career</i>	15.2	Charlie Rogers, 1995-99 (min. 25)

## TEAM RECORDS

### Most Returns

<i>Game</i>	9	vs. The Citadel, 2001
<i>Season</i>	54	1952

### Most Yardage on Returns

<i>Game</i>	249	vs. Navy, 1965
<i>Season</i>	564	1951


### Most TDs on Returns

<i>Game</i>	2	vs. Navy, 1965
<i>Season</i>	3	1965

### Best Return Average

<i>Season</i>	23.0	1965
---------------	------	------

Bill  
Teas



## PUNT RETURNS FOR TOUCHDOWNS

0	Tony Hollings vs. North Carolina, 2000 (blk)
0	Jeremy Mures vs. Wake Forest, 1999 (blk)
54	Charlie Rogers vs. Virginia, 1998
63	Charlie Rogers vs. Wake Forest, 1998
2	Jason Bostic vs. NC State, 1998 (blk)
30	Travares Tillman vs. Clemson, 1997 (blk)
72	Nate Perryman vs. Georgia, 1996
72	Michael Smith vs. Duke, 1992
61	Willie Clay vs. North Carolina, 1991
15	Sammy Lilly vs. Tennessee, 1987 (blk)
9	Reginald Rutland vs. NC State, 1985 (blk)
72	Jack Westbrook vs. Tennessee, 1982
71	Eddie Lee Ivery vs. The Citadel, 1978
96	Randy Rhino vs. South Carolina, 1972
59	Jimmy Brown vs. Auburn, 1966
69	Jimmy Brown vs. Vanderbilt, 1966
86	Bill Eastman vs. Navy, 1965
77	Sammy Burke vs. Navy, 1965
78	Jimmy Brown vs. Vanderbilt, 1965
75	Gerry Bussell vs. Auburn, 1962
74	Frank Nix vs. Tennessee, 1958
87	Johnny Menger vs. Auburn, 1956
48	Paul Rotenberry vs. Miami, 1955
39	Wade Mitchell vs. Florida State, 1955
65	George Volkert vs. Tennessee, 1954
48	Bill Teas vs. Duke, 1953
68	Bill Teas, 1952
60	Ray Beck vs. Duke, 1951 (blk)
35	Marion Akins vs. Duke, 1950

## YEARLY LEADERS

*Leader based upon number of returns*


Year	Player	No.	Yds	TD	Avg
1950	Chappell Rhino	10	84	0	8.4
1951	Chappell Rhino	17	126	0	7.4
1952	Jake Rudolph	18	136	0	7.6
1953	Bill Teas	10	169	1	16.9
1954	Jimmy Thompson	5	71	0	14.2
1955	Wade Mitchell	9	108	1	12.0
1956	Johnny Menger	10	175	1	17.5
1957	Fred Braselton	4	38	1	9.2
1958	Floyd Faucette	7	55	0	7.9
1959	Floyd Faucette	7	67	0	9.6
1960	Billy Williamson	13	125	0	9.6
1961	Billy Williamson	10	65	0	6.5
1962	Gerry Bussell	9	181	1	20.1
1963	Johnny Gresham	7	74	0	10.6
1964	Gerry Bussell	13	104	0	8.0
1965	Jimmy Brown	10	226	1	22.6
1966	Jimmy Brown	18	260	2	14.4
1967	Jimmy Brown	27	192	0	7.1
1968	Mike Wysong	15	132	0	8.8
1969	Mike Wysong	21	205	0	9.8
1970	Mike Wysong	29	328	0	11.3
1971	Jeff Ford	33	341	0	10.3
1972	Randy Rhino	25	441	1	17.6
1973	Randy Rhino	12	129	0	10.8
1974	Randy Rhino	20	179	0	9.0
1975	Danny Rhino	17	45	0	2.6
1976	Don Bessillieu	23	205	0	8.9
1977	Don Bessillieu	11	69	0	6.3
1978	Gary Hardie	6	13	0	2.7
1979	Gary Lanier	27	168	0	6.2
1980	Ted Thurson	12	55	0	4.9
1981	Jack Westbrook	26	118	0	4.5
1982	Jack Westbrook	21	255	1	12.1
1983	Jack Westbrook	25	169	0	6.8
1984	Tim Mauldin	15	120	0	8.0
1985	Cory Collier	12	75	0	6.3
1986	Riccardo Ingram	16	233	0	14.6
1987	Riccardo Ingram	20	110	0	5.5
1988	Gerald Chamblin	17	127	0	7.5
1989	Willie Clay	27	157	0	5.8
1990	Jason McGill	27	163	0	6.0
1991	Willie Clay	48	431	1	9.0
1992	Jimy Lincoln	18	136	0	7.6
1993	Lethon Flowers	10	79	0	7.9
1994	Lethon Flowers	8	30	0	3.8
1995	Nate Perryman	29	362	0	12.5
1996	Nate Perryman	18	219	1	12.2
1997	Harvey Middleton	22	185	0	8.4
1998	Charlie Rogers	30	425	2	14.2
1999	Marvious Hester	29	322	0	11.1
2000	Kelley Rhino	19	173	0	9.1
2001	Kelley Rhino	48	515	0	10.7
2002	Kelley Rhino	45	447	0	9.9

## CAREER PUNT RETURN LEADERS

*Minimum of 25 returns*

No.	Player	Years	PR	Yards	TD	Avg
1.	Charlie Rogers	1995-98	32	485	2	15.2
2.	Bill Teas	1951-54	29	399	2	13.8
3.	Randy Rhino	1972-74	57	749	1	13.1
4.	Jimmy Brown	1965-67	55	678	3	12.3
5.	Gerry Bussell	1962-64	26	313	1	12.2
6.	Joe Cobb	1948-50	23	271	0	11.8
7.	Nate Perryman	1993-96	52	603	1	11.6
8.	Billy Williamson	1959-61	27	278	0	10.3
	Marvious Hester	1999-02	41	421	0	10.3
10.	Mike Wysong	1968-70	65	665	0	10.2
11.	Jeff Ford	1969-71	39	392	0	10.1
	Kelley Rhino	1999-02	112	1,135	0	10.1
13.	Riccardo Ingram	1984-87	36	343	0	9.5
14.	Harvey Middleton	1994-97	43	376	0	8.7

# PUNT RETURNS



**RHINO LEGACY:** Three generations of the Rhino family have led the Yellow Jackets in punt returns, including Chappell (right center) in 1950-51, his sons Randy (right) in 1972-73-74 and Danny (left center) in 1975, and Randy's son Kelley (left) in 2000-01-02. Kelley broke his father's records for punt return yards in a season and career, but Randy still holds the record for the longest return in Tech history.

## SEASON PUNT RETURNS

1. Kelley Rhino	48	2001
Willie Clay	48	1991
3. Kelley Rhino	45	2002
4. Jeff Ford	33	1971
5. Charlie Rogers	30	1998
6. Marvious Hester	29	1999
Mike Wysong	29	1970
Nate Perryman	29	1995
9. Willie Clay	27	1989
Jason McGill	27	1990
Gary Lanier	27	1979
Jimmy Brown	27	1967

## SEASON PUNT RETURN YDS

1. Kelley Rhino	515	2001
2. Kelley Rhino	447	2002
3. Randy Rhino	441	1972
4. Willie Clay	431	1991
5. Charlie Rogers	425	1998
6. Nate Perryman	362	1995
6. Jeff Ford	341	1971
9. Mike Wysong	328	1970
9. Marvious Hester	322	1999
10. Jimmy Brown	260	1966

## SEASON PUNT RETURN AVG

Minimum 10 Returns

1. Jimmy Brown	22.6	1965
2. Randy Rhino	17.6	1972
3. Johnny Menger	17.5	1956

4. Bill Teas	16.9	1953
5. Riccardo Ingram	14.6	1986
6. Jimmy Brown	14.4	1966
7. Charlie Rogers	14.2	1998
8. Nate Perryman	12.5	1995
9. Nate Perryman	12.2	1996
10. Jack Westbrook	12.1	1982

## CAREER PUNT RETURNS

1. Kelley Rhino	112	1999-02
2. Willie Clay	101	1988-91
3. Jack Westbrook	77	1980-83
4. Mike Wysong	65	1968-70
5. Randy Rhino	57	1972-74
6. Jimmy Brown	55	1965-67
7. Nate Perryman	52	1993-96
8. Harvey Middleton	43	1994-97
9. Marvious Hester	41	1999-02
10. Jeff Ford	39	1969-71
Don Bessillieu	39	1975-78

## CAREER PUNT RETURN YDS

1. Kelley Rhino	1,135	1999-02
2. Randy Rhino	749	1972-74
3. Willie Clay	723	1988-91
4. Jimmy Brown	678	1965-67
5. Mike Wysong	665	1968-70
6. Nate Perryman	603	1993-96
7. Jack Westbrook	519	1980-83
8. Charlie Rogers	485	1995-98
9. Marvious Hester	421	1999-02
10. Bill Teas	399	1952-53

## SINGLE-GAME PUNT RETURNS

1. Kelley Rhino	9 vs. Citadel, 2001
2. Kelley Rhino	8 vs. Florida State, 2002
3. Nate Perryman	7 vs. Virginia, 1996
Charlie Rogers	7 vs. N. Carolina, 1998
Marvious Hester	7 vs. UCF, 2000
5. Kelley Rhino	6 vs. Duke, 2000
Charlie Rogers	6 vs. Virginia, 1998
Nate Perryman	6 vs. N. Carolina, 1995
Willie Clay	6 vs. North Carolina, 1990
Willie Clay	6 vs. Western Carolina, 1989
Jeff Ford	6 vs. Clemson, 1971
Mike Wysong	6 vs. Navy, 1970
Mike Wysong	6 vs. Florida State, 1970
Mike Wysong	6 vs. Southern Cal, 1969
Jimmy Brown	6 vs. Tulane, 1967
Jordan	6 vs. Georgia, 1949

## SINGLE-GAME PUNT RETURN YARDS

1. Gerry Bussell	149 vs. Auburn, 1962
2. Randy Rhino	137 vs. South Carolina, 1972
3. Jimmy Jordan	130 vs. Wash. & Lee, 1949
4. Mike Wysong	120 vs. Florida State, 1970
5. Charlie Rogers	117 vs. Virginia, 1998
6. Kelley Rhino	111 vs. North Carolina, 2001
7. Kelley Rhino	110 vs. Vanderbilt, 2002
8. Michael Smith	101 vs. Duke, 1992
9. George Volkert	98 vs. Tennessee, 1954
10. Johnny Menger	97 vs. Auburn, 1956

# GT tech football 2003

## PUNTING

### INDIVIDUAL RECORDS

#### Most Punts

<i>Game</i>	21	Hawk Cavette vs. Florida, 1938
<i>Season</i>	88	Jeff Pierce, 1980
<i>Career</i>	251	Jeff Pierce, 1978-81

#### Most Yards Punting

<i>Season</i>	3,609	Jeff Pierce, 1980
<i>Career</i>	10,271	Jeff Pierce, 1978-81

#### Best Punting Average

<i>Game</i>	53.3	Rodney Williams vs. Duke, 1997 (min. 3 punts)
<i>Season</i>	45.64	Rodney Williams, 1997 (min. 35 punts)
<i>Career</i>	41.42	Rodney Williams, 1995-98 (min. 75 punts)

### TEAM RECORDS

#### Most Punts

<i>Season</i>	89	1980
---------------	----	------

#### Highest Average Per Punt

<i>Season</i>	45.64	1997
---------------	-------	------

#### Highest Net Average Per Punt

<i>Season</i>	40.96	1997
---------------	-------	------



**RODNEY THE ROCKET:** *All-America Rodney Williams finished his career in 1998 with the best punting average in Georgia Tech history at 41.42 yards per kick.*

### PRIMARY PUNTERS

Year	Player	Punts	Yards	Avg.
1950	Bob Robinson	51	1,904	37.3
1951	Dave Davis	66	2,504	37.9
1952	Dave Davis	62	2,458	39.6
1953	Dave Davis	45	1,663	37.0
1954	Johnny Menger	30	1,105	36.8
1955	Johnny Menger	23	806	35.0
1956	Ken Owen	32	1,270	39.7
1957	Jerry Nabors	30	958	31.9
1958	Gerald Burch	43	1,625	37.8
1959	Gerald Burch	53	2,022	38.2
1960	Don Coker	31	1,101	35.5
1961	Billy Lothridge	50	1,653	33.1
1962	Billy Lothridge	54	2,102	38.9
1963	Billy Lothridge	46	1,887	41.0
1964	Jerry Priestley	48	1,776	37.0
1965	Jerry Priestley	47	1,869	39.8
1966	Charlie Mason	39	1,535	39.4
1967	Tommy Chapman	72	2,764	38.4
1968	Tommy Chapman	61	2,397	39.3
1969	Tommy Chapman	62	2,355	38.0
1970	Chip Pallman	77	2,983	38.7
1971	Dick Bowley	49	1,843	37.6
1972	Dick Bowley	41	1,532	37.3
1973	Dick Bowley	51	2,048	40.2
1974	Mike Johnson	25	950	38.0
1975	Harper Brown	38	1,562	41.1
1976	Harper Brown	43	1,767	41.1
1977	Ted Peebles	57	2,247	39.4
1978	Jeff Pierce	58	2,247	38.7
1979	Ted Peebles	37	1,416	38.3
1980	Jeff Pierce	88	3,609	41.0
1981	Jeff Pierce	75	3,207	42.8
1982	Ron Rice	42	1,789	42.6
1983	Ron Rice	63	2,439	38.7
1984	Mike Snow	45	1,791	39.8
1985	Mike Snow	71	2,827	39.8
1986	Sean McDevitt	48	1,772	36.9
1987	Sean McDevitt	64	2,527	39.5
1988	Sean McDevitt	64	2,282	35.7
1989	Scott Aldredge	49	1,939	39.6
1990	Scott Aldredge	53	1,942	36.6
1991	Jason Bender	45	1,780	39.6
1992	Jason Bender	58	2,228	38.4
1993	Jason Bender	46	1,837	39.9
1994	Jason Bender	55	2,503	45.5
1995	Rodney Williams	28	1,068	38.1
	Keith Weaver	31	1,128	36.4
1996	Rodney Williams	53	2,034	38.4
1997	Rodney Williams	47	2,145	45.6
1998	Rodney Williams	50	2,126	42.5
1999	Dan Dyke	30	1,314	43.8
2000	Dan Dyke	34	1,420	41.8
2001	Dan Dyke	29	1,196	41.2
	Chris Morehouse	13	538	41.4
2002	Dan Dyke	39	1,531	39.3
	Chris Morehouse	33	1,396	42.3

### CAREER PUNTING LEADERS

#### Minimum 75 Punts

Player	Years	Punts	Yards	Avg.
1. Rodney Williams	1995-98	178	7,373	41.42
2. Dan Dyke	1999-02	132	5,461	41.37
3. Harper Brown	1975-76	81	3,329	41.10
4. Jason Bender	1991-94	204	8,348	40.92
5. Jeff Pierce	1978-81	252	10,271	40.76
6. Ron Rice	1980-83	105	4,228	40.27
7. Mike Snow	1984-85	116	4,618	39.81
8. Ted Peebles	1977-80	101	3,903	38.64
9. Tommy Chapman	1967-69	195	7,516	38.54
10. Dave Davis	1951-53	107	4,121	38.51
11. Dick Bowley	1971-73	141	5,423	38.46
12. Jerry Priestley	1963-65	95	3,645	38.37
13. Scott Aldredge	1986-90	102	3,881	38.05
14. Chip Pallman	1968-70	88	3,320	37.73
15. Billy Lothridge	1961-63	150	5,642	37.61

# GT tech football 2003

## PUNTING

### CAREER PUNTS

1. Jeff Pierce .....	252	1978-81
2. Jason Bender .....	204	1991-94
3. Tommy Chapman .....	195	1967-69
4. Rodney Williams .....	178	1995-98
5. Sean McDevitt .....	176	1986-88
6. Billy Lothridge .....	150	1961-63
7. Dick Bowley .....	141	1971-73
8. Dan Dyke .....	132	1999-02
9. Gerald Burch .....	118	1958-60
10. Mike Snow .....	116	1984-85



Jeff Pierce



Harper Brown

### SEASON PUNTS

1. Jeff Pierce .....	88	1980
2. Chip Pallman .....	77	1970
3. Jeff Pierce .....	75	1981
4. Tommy Chapman .....	72	1967
5. Mike Snow .....	71	1985
6. Dave Davis .....	66	1951
7. Sean McDevitt .....	64	1987
Sean McDevitt .....	64	1988
9. Ron Rice .....	63	1983
10. Dave Davis .....	62	1952
Tommy Chapman .....	62	1969

### CAREER YARDAGE

1. Jeff Pierce .....	10,271	1978-81
2. Jason Bender .....	8,348	1991-94
3. Tommy Chapman .....	7,516	1967-69
4. Rodney Williams .....	7,373	1995-98
5. Sean McDevitt .....	6,581	1986-88
6. Billy Lothridge .....	5,642	1961-63
7. Dan Dyke .....	5,461	1999-02
8. Dick Bowley .....	5,423	1971-73
9. Mike Snow .....	4,618	1984-85
10. Gerald Burch .....	4,418	1958-60


### SEASON PUNTING YARDS

1. Jeff Pierce .....	3,609	1980
2. Jeff Pierce .....	3,207	1981
3. Mike Snow .....	2,827	1985
4. Chip Pallman .....	2,983	1970
5. Tommy Chapman .....	2,764	1967
6. Sean McDevitt .....	2,527	1987
7. Dave Davis .....	2,504	1951
8. Jason Bender .....	2,503	1994
9. Dave Davis .....	2,458	1952
10. Ron Rice .....	2,439	1983

### SEASON AVERAGE

#### Minimum 25 punts

1. Rodney Williams .....	45.64	1997
2. Jason Bender .....	45.51	1994
3. Dan Dyke .....	43.80	1999
4. Jeff Pierce .....	42.86	1981
5. Ron Rice .....	42.60	1982
6. Rodney Williams .....	42.52	1998
7. Chris Morehouse .....	42.30	2002
8. Dan Dyke .....	41.76	2000
9. Dan Dyke .....	41.24	2001
10. Harper Brown .....	41.11	1975



**ALL-AMERICA JASON BENDER** was second in the nation in 1994 with a 45.5-yard average, the Tech record until broken by Rodney Williams in 1997.

### SINGLE-GAME PUNTS

1. Hawk Cavette .....	21 vs. Florida, 1938
2. Rodney Williams .....	12 vs. Florida State, 1997
Chip Pallman .....	12 vs. Notre Dame, 1970
Sean McDevitt .....	12 vs. Clemson, 1987
5. Tommy Chapman .....	11 vs. Clemson, 1967
Harper Brown .....	11 vs. Notre Dame, 1975
Jeff Pierce .....	11 vs. North Carolina, 1980
8. Many with 10; Most recent, Bill Weaver vs. Clemson, 1991	

### SINGLE-GAME PUNTING YARDS

1. Rodney Williams .....	553 vs. Florida State, 1997 (12)
2. Sean McDevitt .....	505 vs. Clemson, 1987 (12)
3. Ron Rice .....	454 vs. Auburn, 1982 (10)
4. Chip Pallman .....	443 vs. Notre Dame, 1970 (12)
5. Jeff Pierce .....	440 vs. No. Carolina, 1980 (11)
6. Jeff Pierce .....	434 vs. Notre Dame, 1981 (10)
7. Harper Brown .....	412 vs. Notre Dame, 1975 (11)
8. Jeff Pierce .....	411 vs. Florida, 1980 (10)
9. Jeff Pierce .....	408 vs. Notre Dame, 1980 (10)
10. Chris Morehouse .....	406 vs. UCF, 2000 (9)

### SINGLE-GAME PUNTING AVERAGE

#### Minimum 3 Punts

1. Rodney Williams .....	53.3 vs. Duke, 1997 (3)
2. Rodney Williams .....	52.7 vs. NC State, 1997 (6)
3. Jason Bender .....	52.0 vs. NC State, 1994 (3)
4. Rodney Williams .....	51.8 vs. Florida State, 1998 (6)
5. Harper Brown .....	50.7 vs. Georgia, 1967 (3)
Harper Brown .....	50.7 vs. Miami, 1975 (3)
7. Rodney Williams .....	50.3 vs. Georgia, 1995 (3)
8. Jason Bender .....	49.8 vs. Clemson, 1993 (5)
9. Mike Snow .....	49.5 vs. Auburn, 1985 (4)
10. Gerald Burch .....	49.0 vs. Clemson, 1958 (5)

# GT tech football 2003

## TACKLES

### INDIVIDUAL RECORDS

#### Most Tackles by a Linebacker

Game	28	Eric Wilcox vs. Georgia, 1967
Season	188	Joe Harris, 1974
Career	467	Keith Brooking, 1994-97

#### Most Tackles by a Down Lineman

Game	20	John Battle vs. Duke, 1964
Season	112	John Battle, 1965
Career	271	Franklin Brooks, 1952-55

#### Most Tackles by a Defensive Back

Game	19	Danny Rhino vs. Virginia, 1974; Cleve Pounds vs. Auburn & NC State, 1984; Ken Swilling vs. Virginia, 1989
Season	114	Cleve Pounds, 1984
Career	273	Jeremy Muyres, 1999-2002

#### Most Tackles for Loss

Game	7	Pat Swilling vs. NC State, 1985
Season	21	Pat Swilling, 1985
Career	57	Greg Gathers, 1999-

#### Most Quarterback Sacks

Game	7	Pat Swilling vs. NC State, 1985
Season	15	Pat Swilling, 1985
Career	31	Greg Gathers, 1999-

#### Most Quarterback Sacks by Team

Game	11	Maryland, 1990
Season	45	1990 & 1991



Franklin Brooks



Joe Harris

### YEARLY LEADERS

Year	Player, Pos. ....	Tackles
1952	George Morris, LB .....	114
1953	Larry Morris, LB .....	106
1954	Franklin Brooks, G .....	106
1955	Franklin Brooks, G .....	89
1956	Don Stephenson, LB .....	92
1957	Don Stephenson, LB .....	82
1958	Maxie Baughan, LB .....	94
1959	Maxie Baughan, LB .....	124
1960	Ben Smith, DB .....	57
1961	Ed Griffin, T .....	51
1962	Rufus Guthrie, LB .....	67
1963	Unavailable	
1964	Unavailable	
1965	John Battle, NG .....	112
1966	W.J. Blane, LB .....	122
1967	Randall Edmunds, LB .....	128
1968	Buck Shiver, LB .....	133
1969	Rock Perdoni, T .....	105
1970	Unavailable	
1971	Bruce Elliot, LB .....	114
1972	Joe Harris, LB .....	120
1973	Don Shank, LB .....	114
1974	Joe Harris, LB .....	188
1975	Lucius Sanford, LB .....	121
1976	Lucius Sanford, LB .....	117
1977	Mackel Harris, DE .....	107
1978	Henry Johnson, ILB .....	99
1979	Henry Johnson, ILB .....	110
1980	Duane Wood, ILB .....	171
1981	Rob Horton, ILB .....	150
1982	Sammy Brown, FB .....	113
1983	Rob Horton, ILB .....	129
1984	Cleve Pounds, SS .....	114
1985	Ted Roof, ILB .....	119
1986	Kyle Ambrose, DT .....	91
	Riccardo Ingram, FS .....	91
1987	Riccardo Ingram, FS .....	79
1988	Andre Thomas, SS .....	100
1989	Eric Thomas, ILB .....	159
1990	Jerrelle Williams, ILB .....	145
1991	Jerrelle Williams, ILB .....	107
1992	Mike Williams, FS .....	105
1993	Jamal Cox, ILB .....	111
1994	Jamal Cox, ILB .....	146
1995	Keith Brooking, ILB .....	146
1996	Keith Brooking, ILB .....	147
1997	Keith Brooking, ILB .....	131
1998	Delaunta Cameron, LB .....	90
1999	Recardo Wimbush, LB .....	91
2000	Daryl Smith, LB .....	96
2001	Recardo Wimbush, LB .....	96
2002	Daryl Smith, LB .....	99




#### DYNAMIC

**DUO:** Linebackers Keith Brooking (35) and Ron Rogers (50) combined for 796 tackles in the three years they started together (1995-97). Brooking finished as Tech's career leader with 467 tackles, while Rogers ranks third with 435.

# GT tech football 2003

## TACKLES



**ERIC WILCOX** made 28 tackles against Georgia in 1967, a figure that still stands as the Tech single-game record.

### CAREER TACKLES BY LINEMEN

1. Franklin Brooks .....	271	1952-55
2. Pat Swilling .....	265	1982-85
3. John Battle .....	242	1963-65
4. Brad Bourne .....	241	1970-72
5. Rick Gibney .....	234	1972-75
6. Coleman Rudolph .....	220	1989-92
7. Smylie Gebhart .....	217	1969-71
8. Rock Perdoni .....	210	1969-70
9. Ralph Hughes .....	200	1994-97
10. Mark Pike .....	198	1982-85
11. Willie Burks .....	194	1986-89
12. Marvin Dyett .....	188	1978-82
13. Ivery Lee .....	184	1983-87
14. Red McDaniel .....	182	1974-75
15. Derrick Shepard .....	177	1994-97
John Lagana .....	177	1965-67
17. Kevin Battle .....	176	1989-92
18. Ken Parker .....	175	1982-85
Ivey Stokes .....	175	1978-80
Tony Daykin .....	175	1974-76

### CAREER TACKLES BY LINEBACKERS

1. Keith Brooking .....	467	1994-97
2. Jerrelle Williams .....	437	1988-91
3. Ron Rogers .....	435	1994-97
4. Lucius Sanford .....	433	1974-77
5. Rob Horton .....	432	1980-83
6. Duane Wood .....	426	1979-82
7. Ted Roof .....	417	1982-85
8. Joe Harris .....	415	1972-74

9. Jamal Cox .....	397	1991-94
10. Mackel Harris .....	390	1976-79
11. Recardo Wimbush .....	375	1999-02
12. Eric Thomas .....	334	1986-89
13. Buck Shiver .....	333	1968-70
14. Rodney Wilkerson .....	315	1991-94
15. Randall Edmunds .....	285	1965-67
16. Larry Morris .....	275	1952-54
17. Henry Johnson .....	270	1976-79
18. Jim Anderson .....	258	1982-85
19. Bob Bowen .....	258	1974-76
20. Daryl Smith .....	254	2000-

### CAREER TACKLES BY DEFENSIVE BACKS

1. Jeremy Muyres .....	273	1999-02
2. Ken Swilling .....	267	1988-91
3. Mark Sheffield .....	244	1979-82
4. Lethon Flowers .....	238	1991-94
5. Travares Tillman .....	236	1996-99
6. Riccardo Ingram .....	232	1984-87
7. Cleve Pounds .....	227	1982-85
8. Mike Dee .....	223	1993-96
9. Mike Wysong .....	215	1968-70
Lawrence Lowe .....	212	1977-80
11. Andre Thomas .....	207	1985-88
Anthony Harrison .....	207	1983-86
13. Ken Taylor .....	205	1978-80
14. Randy Rhino .....	203	1971-74
15. Curley Day .....	200	1989-92
16. Jeff Ford .....	198	1969-71
17. Ted Thurson .....	197	1979-82
18. Don Bessillieu .....	196	1975-78
19. Cory Collins .....	192	1999-02
20. Reginald Rutland .....	190	1983-86



**KEN SWILLING**, a consensus all-America in 1990, ranks second in tackles by a defensive back with 267 and also had 13 interceptions.

### SEASON TACKLES BY LINEMEN

1. John Battle .....	112	1965
2. Franklin Brooks .....	106	1954
3. Rock Perdoni .....	105	1969
4. Pat Swilling .....	100	1984
5. John Lagana .....	94	1967
6. Brad Bourne .....	92	1972
Don Stephenson .....	92	1956
8. Kyle Ambrose .....	91	1986
9. Franklin Brooks .....	89	1955
10. Pat Swilling .....	84	1985
11. Don Stephenson .....	82	1957
12. Marco Coleman .....	81	1990
13. Paul Jurgensen .....	77	1986
14. Ken Parker .....	76	1984
15. Beau Bruce .....	74	1972
Mike Ashmore .....	74	1966

### SEASON TACKLES BY LINEBACKERS

1. Joe Harris .....	188	1974
2. Duane Wood .....	171	1980
3. Eric Thomas .....	159	1989
4. Rob Horton .....	150	1981
5. Keith Brooking .....	147	1996
6. Keith Brooking .....	146	1995
Jamal Cox .....	146	1994
8. Ron Rogers .....	145	1995
Jerrelle Williams .....	145	1989
Jerrelle Williams .....	145	1990
11. Calvin Tiggler .....	134	1990
12. Buck Shiver .....	133	1968
13. Keith Brooking .....	131	1997
14. Rob Horton .....	129	1983
15. Randall Edmunds .....	128	1967

### SEASON TACKLES BY DEFENSIVE BACKS

1. Cleve Pounds .....	114	1984
2. Cleve Pounds .....	113	1985
Sammy Brown .....	113	1982
4. Mike Williams .....	105	1992
5. Gary Faulkner .....	102	1971
6. Andre Thomas .....	100	1988
7. Danny Rhino .....	99	1974
8. David Hendrix .....	97	1994
9. Ken Swilling .....	93	1989
Sammy Burke .....	93	1966
11. Riccardo Ingram .....	91	1986
12. Chris Young .....	89	1999
Bill Kinard .....	89	1968
14. Joe Bill Faith .....	88	1968
15. Ken Taylor .....	87	1980



# GT tech football 2003

## TACKLES



**TED ROOF** recorded the second-best game ever by a Yellow Jacket with 25 hits against Tennessee in 1985.

### CAREER QB SACKS

Player	No.	Yds	Years
1. Greg Gathers	31	210	1999-
2. Coleman Rudolph	28.5	200	1989-92
3. Marco Coleman	27.5	162	1989-91
4. Pat Swilling	23	194	1982-85
5. Felipe Claybrooks	20	156	1997-00
6. Tom Johnson	17.5	102	1990-93
7. Marlon Williams	17	131	1990-93
8. Nick Rogers	16.5	121	1998-01
9. Willie Burks	16	76	1986-89
10. Jesse Tarplin	14	124	1995-98
11. Ralph Hughes	13.5	67	1994-97
12. Freddie Coger	12	95	1992-94
Jermaine Miles	12	99	1995-96


### SEASON QB SACKS

Player	No.	Yds	Years
1. Pat Swilling	15	119	1985
2. Coleman Rudolph	13	87	1991
Greg Gathers	13	89	2000
4. Marco Coleman	12.5	59	1990
5. Marco Coleman	10	62	1991
Felipe Claybrooks	10	67	1998
Greg Gathers	10	68	2001
8. Coleman Rudolph	9.5	34	1992
9. Jesse Tarplin	9	82	1998
Nick Rogers	9	86	2000

### NCAA RECORD

*Tech set an NCAA record by returning seven fumbles for touchdowns in 1998, including one in five straight games.*

1. New Mexico State: 25 yards by LB Delaunta Cameron (caused by Jesse Tarplin on QB Ty Houghtaling)
2. North Carolina: 42 yards by DE Roderrick Roberts (caused by DE Nate Stimson on QB Ronald Curry)
3. Duke: 54 yards by LB Matt Uremovich (caused by LB Delaunta Cameron on QB Spencer Romine)
4. NC State: 21 yards by CB Jason Bostic (caused by DE Felipe Claybrooks on QB Jamie Barnette)
5. Virginia: 34 yards by LB Delaunta Cameron (caused by DE Nate Stimson on QB Aaron Brooks)
6. Maryland: 27 yards by SS Jerry Caldwell (fumbled pitch)
7. Wake Forest: 90 yards by CB Kofi Smith (fumbled pitch)



### CAREER TACKLES FOR LOSS

*Sacks plus other tackles for minus yardage*

Player	No.	Yds	Years
1. Greg Gathers	57	290	1999-
2. Coleman Rudolph	52	285	1989-92
3. Marco Coleman	50	215	1989-91
4. Pat Swilling	37	224	1982-85
Felipe Claybrooks	37	201	1997-00
6. Marlon Williams	33.5	182	1990-93
7. Recardo Wimbush	32	90	1999-02
Daryl Smith	32	89	2000-
9. Nick Rogers	31	160	1998-01
10. Willie Burks	29	109	1986-89
11. Felipe Claybrooks	26	142	1997-00
12. Keith Brooking	25.5	104	1994-97
Ralph Hughes	25.5	103	1994-97
14. Ted Roof	25	92	1982-85
15. Tom Johnson	24	124	1990-93
Willis Crockett	24	103	1985-88
17. Derrick Shepard	23	80	1994-97
18. Keyaron Fox	22	77	2000-

### SINGLE-GAME QB SACKS

1. Pat Swilling ..... 7 vs. NC State, 1985
2. Marco Coleman ..... 5 vs. Maryland, 1990
3. Jesse Tarplin ..... 3 vs. NC State, 1998
- Derrick Shepard ..... 3 vs. Maryland, 1997
- Jimmy Clements ..... 3 vs. Maryland, 1995
- Tom Johnson ..... 3 vs. Maryland, 1993
- Coleman Rudolph ..... 3 vs. Maryland, 1992
- Marco Coleman ..... 3 vs. Penn State, 1991
- Marco Coleman ..... 3 vs. Boston College, 1991
- Marco Coleman ..... 3 vs. Georgia, 1990

### SINGLE-GAME TEAM SACKS

1. 11 ..... vs. Maryland, 1990
- 11 ..... vs. Maryland, 1993
3. 9 ..... vs. NC State, 1985
4. 7 ..... vs. Maryland, 1997
- 7 ..... vs. NC State, 1992
- 7 ..... vs. Boston College, 1991
- 7 ..... vs. Georgia, 1990
- 7 ..... vs. NC State, 2000
- 7 ..... vs. Duke, 2000

### SINGLE-GAME TACKLES

1. Eric Wilcox ..... 28 vs. Georgia, 1967
2. Ted Roof ..... 25 vs. Tennessee, 1985
3. Calvin Tuggle ..... 24 vs. Clemson, 1990
4. Ron Rogers ..... 22 vs. Clemson 1995
- Ron Rogers ..... 22 vs. Georgia, 1995
6. Eric Thomas ..... 21 vs. Duke, 1989
- Jamal Cox ..... 21 vs. Arizona, 1994
8. Keith Brooking ..... 20 vs. Clemson, 1997
- Keith Brooking ..... 20 vs. Clemson, 1996
- Keith Brooking ..... vs. Georgia, 1995
- Keith Brooking ..... 20 vs. Clemson, 1995
- John Battle ..... 20 vs. Duke, 1964

**MATT UREMOVICH** returned this fumble 54 yards for a touchdown, one of an NCAA-record seven for Tech in 1998.

# GT tech football 2003

## INTERCEPTIONS

### INDIVIDUAL RECORDS

#### Most Interceptions

Game 3 Six Players

Brian Wilkins vs. Florida State, 1996  
Ken Swilling vs. Boston College, 1989  
Randy Rhino vs. Rice, 1972  
Bubba Hoats vs. Georgia, 1969  
Bobby Moorhead vs. Auburn, 1952  
Howard Ector vs. Vanderbilt, 1937

Season 9 Jeff Ford, 1969; Willie Clay, 1991

Career 16 Willie Clay, 1988-91

#### Most Yards Gained on Returns

Game 100 Jeff Ford vs. Notre Dame, 1969

Season 257 Jeff Ford, 1969

Career 320 Jeff Ford, 1969-71

#### Most Touchdowns on Returns

Season 3 Jeff Ford, 1969 (tied NCAA record)

Career 4 Jeff Ford, 1969-71

### TEAM RECORDS

#### Most Interceptions

Game 8 vs. Georgia, 1951  
vs. St. Mary's, 1947

Season 30 1969

#### Most Yards Gained on Returns

Game 135 vs. Notre Dame, 1969

Season 437 1972

#### Most TDs on Returns

Season 4 1970, 1972

**WILLIE CLAY**, who played for three NFL teams, picked off a school-record 16 passes from 1988-91.

### SEASON INTERCEPTIONS

1. Jeff Ford .....	9	1969
Willie Clay .....	9	1991
3. Randy Rhino .....	8	1972
4. Bobby Moorhead .....	7	1952
5. Ken Swilling .....	6	1989
Randy Rhino .....	6	1973
Rick Lewis .....	6	1970
Bill Eastman .....	6	1965
Charlie Brannon .....	6	1952
George Morris .....	6	1951
Bob McCoy .....	6	1950



### YEARLY LEADERS

Year	Player, Pos. ....	Int	Yds	TD
1948	Bob McCoy, db .....	3	33	0
1949	Powell Sheffer, db .....	5	47	0
1950	Bob McCoy, db .....	6	124	1
1951	George Morris, lb .....	6	34	0
1952	Bobby Moorhead, db .....	7	165	2
1953	Joe Hall, db .....	4	68	0
	Wade Mitchell, db .....	4	34	0
1954	Wade Mitchell, db .....	3	94	0
1955	Johnny Menger, db .....	4	54	1
1956	Wade Mitchell, db .....	3	18	0
1957	Seven players tied .....	1	42	0
1958	Fred Braselton, db .....	2	38	0
	Maxie Baughan, lb .....	2	15	0
	Marvin Tibbetts, db .....	2	13	0
1959	Billy Williamson, db .....	3	19	0
1960	Walter Howard, db .....	4	14	0
1961	Tom Winingder, db .....	3	35	0
1962	Mike McNames, db .....	4	65	0
1963	Nine players tied .....	1	40	0
1964	Gerry Bussell, db .....	3	124	1
	Tom Bleick, db .....	3	23	0
1965	Bill Eastman, db .....	6	83	0
1966	Bill Eastman, db .....	4	125	1
1967	Bill Kinard, db .....	4	20	0
1968	Bill Kinard, db .....	3	29	0
1969	Jeff Ford, db .....	9	257	3
1970	Rick Lewis, db .....	6	116	2
1971	Dave Beavin, db .....	3	30	0
1972	Randy Rhino, db .....	8	171	1
1973	Randy Rhino, db .....	6	45	0
1974	Danny Rhino, db .....	3	7	0
1975	Steve Crawford, db .....	2	67	0
	Don Bessillieu, db .....	2	26	0
	Gil Kyle, db .....	2	25	0
	Danny Rhino, db .....	2	11	0
1976	Eddie Porter, db .....	4	46	0
1977	Reggie Wilkes, de .....	3	14	0
1978	Lawrence Lowe, db .....	5	41	0
1979	Robert Newman, db .....	3	25	0
1980	Ted Thurson, db .....	4	0	0
1981	Ted Thurson, db .....	4	38	0
1982	Ted Thurson, db .....	4	24	0
1983	Jack Westbrook, db .....	4	37	1
1984	Mike Travis, db .....	3	46	0
1985	Sammy Lilly, db .....	4	46	0
1986	Reginald Rutland, db .....	5	43	0
1987	Cedric Stallworth, db .....	4	8	0
1988	Andre Thomas, db .....	3	61	1
	George Malone, olb .....	3	53	1
	Gerald Chamblin, lb .....	3	41	0
	Cedric Stallworth, db .....	3	16	0
1989	Ken Swilling, db .....	6	200	2
1990	Ken Swilling, db .....	5	34	0
1991	Willie Clay, cb .....	9	66	1
1992	Marcus Coleman, cb .....	3	34	0
	Marlon Williams, olb .....	3	28	0
1993	Marcus Coleman, cb .....	2	17	0
	Mike Williams, cb .....	2	4	0
1994	Mike Dee, fs .....	3	72	0
1995	Nathan Perryman, cb .....	3	27	0
	Ryan Stewart, ss .....	3	62	1
1996	Brian Wilkins, fs .....	4	0	0
1997	Brian Wilkins, fs .....	4	36	0
	Travares Tillman, ss .....	4	32	0
1998	Jamara Clark, cb .....	3	41	0
1999	Marvious Hester, cb .....	2	8	0
2000	Jeremy Muyres, fs .....	4	26	0
2001	Jeremy Muyres, fs .....	3	2	0
	Marvious Hester, cb .....	3	10	0
2002	Jeremy Muyres, fs .....	5	37	0

### CAREER INTERCEPTION LEADERS

Player .....	Years	Int	TD	Yards
1. Willie Clay .....	1988-91	16	1	264
2. Jeff Ford .....	1969-71	14	4	320
Randy Rhino .....	1972-74	14	1	216
4. Bobby Moorhead .....	1950-52	13	2	202
Wade Mitchell .....	1953-56	13	1	187
Ken Swilling .....	1988-91	13	2	239
7. Jeremy Muyres .....	1999-02	12	0	65
Bill Eastman .....	1965-67	12	1	216
Lawrence Lowe .....	1977-80	12	1	118
Ted Thurson .....	1979-82	12	0	60
Bob McCoy .....	1947-50	11	1	192
George Morris .....	1950-52	11	0	91
13. Rick Lewis .....	1969-71	10	0	184
Reginald Rutland .....	1983-86	10	0	46

# GTech football 2003

## LONGEST PLAYS

### LONGEST RUNS

1. Bob McCoy, 87 vs. The Citadel, 1948 (TD)
2. Gerry Bussell, 86 vs. Georgia, 1962 (TD)
3. Morris Harrison, 85 vs. The Citadel, 1947 (TD)
4. Robert Lavette, 83 vs. Navy, 1981 (TD)
5. Buck Flowers, 82 vs. Georgetown, 1920 (TD)
6. Eddie Lee Ivery, 80 vs. Air Force, 1978 (TD)
7. Jerry Mays, 79 vs. NC State, 1986 (TD)
8. Bill Teas, 77 vs. LSU, 1954 (TD)
9. Jimmy Lincoln, 75 vs. Furman, 1993 (TD)
10. George Volkert, 73 vs. Florida State, 1955  
Eddie Lee Ivery, 73 vs. Air Force, 1978 (TD)  
Nate Kelsey, 73 vs. Virginia, 1986
13. Rodney Lee, 72 vs. Tennessee, 1977 (TD)  
Robert Lavette, 72 vs. Georgia, 1983 (TD)  
Tony Hollings, 72 vs. Clemson, 2002 (TD)

### LONGEST PASS PLAYS

1. Brandon Shaw to Charlie Rogers, 96 vs. Central Florida, 1996 (TD)
2. Ted Peebles to Drew Hill, 90 vs. Duke, 1978 (TD)
3. Darrell Gast to Greg Lester, 87 vs. Duke, 1987 (TD)
4. Shawn Jones to Keenan Walker, 82 vs. Maryland, 1991 (TD)
5. Shawn Jones to Bobby Rodriguez, 81 vs. Clemson, 1989 (TD)
6. Joe Hamilton to Dez White, 80 vs. Florida State (TD), 1999  
Graham Stroman to C.J. Williams, 80 vs. Maryland (TD), 1994  
Donnie Davis to Derrick Steagall, 80 vs. Furman, 1993 (TD)  
Mike Kelley to Leon Chadwick, 80 vs. Notre Dame, 1979 (TD)  
Kim King to John Sias, 80 vs. TCU, 1967 (TD)
11. Rick Strom to Steve Davenport, 79 vs. The Citadel, 1987  
E. Holtsinger to J. Kilzer, 79 vs. Auburn, 1945 (TD)
13. Ken Bonifay to John Sias, 78 vs. Duke, 1968 (TD)  
Shawn Jones to William Bell, 78 vs. UTC, 1990 (TD)
15. Tommy Luginbill to Omar Cassidy, 77 vs. North Carolina, 1994  
Eddie McAshan to Jimmy Robinson, 77 vs. Michigan State, 1972 (TD)  
Shawn Jones to Greg Lester, 76 vs. Virginia, 1991 (TD)
18. Donnie Davis to Dorsey Levens, 75 vs. Baylor, 1993 (TD)
19. Graham Stroman to Steve Shivers, 74 vs. Western Carolina, 1994
20. Joe Hamilton to Derrick Steagall, 74 vs. Virginia, 1997
21. Darrell Crawford to Buck Martin, 73 vs. Auburn, 1951 (TD)  
Stu Rogers to Marlon Heggs, 73 vs. Tulane, 1980 (TD)



**JEFF FORD**, who returned four interceptions for touchdowns in his career, owns the longest return in Tech history at 102 yards.

### LONGEST FIELD GOALS

1. David Bell, 55 vs. Georgia, 1986  
E.O. Whealler, 55 vs. VMI, 1973  
Ron Rice, 55 vs. The Citadel, 1982
4. Johnny Duncan, 54 vs. Clemson, 1969  
E.O. Whealler, 54 vs. Auburn, 1974  
Ron Rice, 54 vs. Duke, 1983
7. Dave Frakes, 53 vs. Virginia, 1993
8. Thomas Palmer, 52 vs. North Carolina, 1987  
E.O. Whealler, 52 vs. VMI, 1973
10. David Bell, 51 vs. Furman, 1986  
Scott Sisson, 51 vs. Penn State, 1991  
Scott Sisson, 51 vs. Georgia, 1991  
Scott Sisson, 51 vs. Florida State, 1992  
Luke Manget, 51 vs. Virginia, 2001
15. Scott Sisson, 50 vs. Clemson, 1992  
Luke Manget, 50 vs. NC State, 2000  
Luke Manget, 50 vs. NC State, 2001

### LONGEST PUNTS

1. Buck Flowers, 85 vs. Davidson, 1920
2. Dave Davis, 80 vs. Army, 1952  
Mike Kelley, 80 vs. Alabama, 1979  
Robert Parham, 80 vs. Georgia, 1926
5. Rodney Williams, 77 vs. Virginia, 1996  
Gerald Burch, 77 vs. Clemson, 1958
7. Joe Delany, 72 vs. Tennessee, 1958
8. Chris Morehouse, 71 vs. Georgia, 2001
8. Bobby Dover, 70 vs. Florida, 1957  
Charlie Mason, 70 vs. Florida, 1967  
Tommy Chapman, 70 vs. Miami, 1967  
Tommy Chapman, 70 vs. Notre Dame, 1967

### LONGEST KICKOFF RETURNS

1. Dewey Scarboro, 102 vs. Georgetown, 1919 (TD)
2. Dez White, 100 vs. Maryland, 1998 (TD)  
Drew Hill, 100 vs. Georgia, 1978 (TD)
4. Gary Lee, 99 vs. NC State, 1986 (TD)
5. Eddie Lee Ivery, 97 vs. Notre Dame, 1977 (TD)
6. Drew Hill, 97 vs. Auburn, 1978 (TD)
7. Dez White, 95 vs. Duke, 1997 (TD)  
Gary Lee, 95 vs. Georgia, 1985 (TD)  
Cory Collier, 95 vs. Duke, 1983
10. Gerry Bussell, 93 vs. Tulane, 1962 (TD)  
Billy Williamson, 93 vs. Tennessee, 1960 (TD)
12. Lester Simerville, 91 vs. Tulane, 1957 (TD)
13. Kevin Tisdell, 87 vs. Clemson, 1990
14. Kevin Tisdell, 85 vs. Duke, 1990 (TD)
15. Charlie Rogers, 76 vs. Navy, 1996
16. T.J. Edwards, 74 vs. Duke, 1989

### LONGEST PUNT RETURNS

1. Randy Rhino, 96 vs. So. Carolina, 1972 (TD)
2. Everett Strupper, 92 vs. Mercer, 1916 (TD)  
Pat Barron, 92 vs. Pennsylvania, 1931 (TD)
4. Johnny Menger, 87 vs. Auburn, 1956 (TD)
5. Bill Eastman, 86 vs. Navy, 1965 (TD)
6. James Brown, 78 vs. Vanderbilt, 1965 (TD)
7. Sammy Burke, 77 vs. Navy, 1965 (TD)
8. Jimmy Jordan, 75 vs. Washington & Lee, 1949 (TD)  
Gerry Bussell, 75 vs. Auburn, 1962 (TD)
10. Frank Nix, 74 vs. Tennessee, 1958 (TD)

### LONGEST INTERCEPTION RETURNS

1. Jeff Ford, 102 vs. Notre Dame, 1969 (TD)
2. Frank Broyles, 101 vs. Clemson, 1944 (TD)
3. Bill Eastman, 100 vs. Tulane, 1966 (TD)
4. Ken Swilling, 95 vs. NC State, 1989 (TD)
5. Judy Harlan, 85 vs. Washington & Lee, 1917 (TD)  
Wilbur Peterson, 85 vs. N. Carolina, 1931 (TD)
7. Willie Clay, 84 vs. W. Carolina, 1989  
Gerry Bussell, 84 vs. Tennessee, 1964 (TD)
9. Mike Williams, 83 vs. Wake Forest, 1990 (TD)
10. Stan Beavers, 75 vs. Duke, 1970 (TD)
11. W.P. McHugh, 73 vs. St. Mary's, 1947 (TD)
12. Ken Swilling, 72 vs. Boston College, 1989 (TD)
13. Derrick Shepard, 74 vs. Boston College, 1997
14. Daryl Smith, 70 vs. Georgia, 2000 (TD)
15. Dick Gookin, 67 vs. LSU, 1956 (TD)

### LONGEST FUMBLE RETURNS

1. Kofi Smith, 90 vs. Wake Forest, 1998 (TD)
2. Jimmy Clements, 60 vs. Duke, 1996 (TD)
3. Matt Uremovich, 54 vs. Duke, 1998 (TD)
4. Roderrick Roberts, 42 vs. North Carolina, 1998 (TD)
5. Delaunta Cameron, 34 vs. Virginia, 1998 (TD)

# GT tech football 2003

## LAST TIME



**KOFI SMITH** *races for the end zone with this school-record 90-yard fumble return against Wake Forest in 1998.*

### PUNT RETURNED FOR TD

Tech—Nov. 21, 1998, Charlie Rogers vs. Wake Forest, 63 yards

Opp.—Sept. 26, 1987, Donnell Woolford of Clemson, 78 yards

### KICKOFF RETURNED FOR TD

Tech—Oct. 31, 1998, Dez White vs. Maryland, 100 yards

Opp.—Nov. 17, 2001, John Stone of Wake Forest, 93 yards

### INTERCEPTION RETURNED FOR TD

Tech—Nov. 25, 2000, Daryl Smith vs. Georgia, 70 yards

Opp.—Dec. 31, 2002, Dee Meza of Fresno State, 48 yards

### FIELD GOAL BLOCKED

Tech—Nov. 16, 2002, Jonathan Cox blocked 19-yard attempt by Duke's Brent Garber

Opp.—Nov. 30, 2002, Georgia's Boss Bailey blocked 47-yard attempt by Luke Manget

### PUNT BLOCKED

Tech—Sept. 30, 2000, Chris Young blocked punt by Blake Ferguson of North Carolina

Opp.—Sept. 21, 2002, BYU partially blocked punt by Chris Morehouse

### PUNT BLOCKED FOR TD

Tech—Sept. 30, 2000, Chris Young blocked punt by Blake Ferguson of North Carolina and Tech's Tony Hollings recovered in end zone

Opp.—Nov. 2, 1996, Peter Boulware of Florida State blocked Rodney Williams' punt and Shevin Smith recovered in end zone

### FUMBLE RETURNED FOR TD

Tech—Oct. 20, 2001, Chris Young recovered fumble by NC State quarterback Philip Rivers and returned it 25 yards for touchdown

Opp.—Oct. 17, 2002, Will Glover fumbled and Maryland's Domonique Foxworth returned 12 yards for touchdown



**DARYL SMITH** *returned an interception 70 yards for a touchdown in Tech's 2000 victory over Georgia.*

### QUARTERBACK RUSHED & PASSED FOR 100 YARDS

Tech—Sept. 18, 1999, Joe Hamilton vs. Central Florida, 161 passing and 100 rushing (Second time in Tech history)

Opp.—Sept. 29, 2001, Woodrow Dantzler of Clemson, 254 passing and 164 rushing.

### TWO 100-YD RUSHERS IN SAME GAME

Tech—Sept. 18, 1999, Sean Gregory (150) and Joe Hamilton (100) vs. UCF

Opp.—Nov. 12, 1994, Lamont Pegues (136) and Nealon Greene (111) of Clemson

### TWO 100-YD RECEIVERS IN SAME GAME

Tech—Nov. 10, 2001, Will Glover (13-172) and Kerry Watkins (9-161) vs. Virginia

Opp.—Nov. 25, 2000, Randy McMichael (12-156) and Damien Gary (11-126) of Georgia

### SAFETY RECORDED

Tech—Oct. 10, 1998, NC State punt snapped out of end zone

Opp.—Nov. 16, 2002, Tech shotgun snap sails out of end zone

### DEFENSIVE PAT

Tech—Oct. 28, 1989, Ken Swilling intercepted a pass from Duke's Steve Prince and returned it 99 yards for a defensive two-point conversion. (Only time in Tech history)

Opp.—None recorded

### GAME WON ON FINAL PLAY


Tech—Nov. 27, 1999, Luke Manget kicked a 38-yard field goal in first OT to give Tech a 51-48 win over Georgia.

Opp.—Sept. 29, 2001, Woodrow Dantzler's 11-yard run in first OT gave Clemson a 47-44 victory. (Second time in Tech history)

### OVERTIME GAME

Tech Win—Nov. 27, 1999, Luke Manget's 38-yard field goal in first OT gave Tech a 51-48 win over Georgia.

Tech Loss—Oct. 11, 2001, Nick Novak's 26-yard field goal in first OT gave Maryland a 20-17 victory.



**DEZ WHITE'S** *100-yard effort against Maryland in 1998 is the last kickoff return for a touchdown by a Yellow Jacket.*

# Georgia Tech football 2003

## TEAM STATISTICS

### GEORGIA TECH – 1948 TO PRESENT

Year	G	Total Offense		Rushing				Passing						1st Dns	Scoring	
		Yds	YPG	Att	Yds	YPG	TD	Cmp	Att	Int	Pct	Yds	YPG	TD	Pts	PPG
1948	10	3549	354.9	452	1803	180.3	20	112	206	17	.544	1746	174.6	14	157	22.6
1949	10	3001	300.1	457	1998	199.8	20	67	156	18	.429	1003	100.3	6	153	19.7
1950	11	2532	230.2	437	1365	124.0	14	90	187	18	.482	1167	106.1	10	132	16.5
1951*	12	3701	308.4	557	2067	172.3	26	110	213	17	.516	1634	136.1	14	162	24.6
1952*	12	4098	341.5	680	2847	237.3	30	99	207	19	.478	1251	104.3	11	220	27.1
1953*	12	3740	311.7	554	2551	184.1	23	107	223	11	.480	1531	127.6	17	207	24.0
1954	10	2728	272.8	408	1821	182.1	16	72	151	11	.477	907	90.7	8	147	17.5
1955	10	2672	267.2	509	1998	199.8	16	51	104	9	.491	674	67.4	6	147	18.2
1956	10	2875	287.5	525	2249	224.9	22	51	107	5	.477	626	62.6	9	160	22.7
1957	10	1993	199.3	446	1411	141.1	6	59	118	9	.500	522	52.2	4	120	7.5
1958	10	2124	212.4	448	1473	147.3	10	65	143	11	.455	651	65.1	1	114	9.3
1959	10	2023	202.3	427	1446	144.6	17	44	96	5	.458	577	57.7	7	109	12.9
1960	10	1999	199.9	391	1360	136.0	8	51	118	15	.432	639	63.9	3	114	11.8
1961	10	2305	230.5	481	1484	148.4	18	69	142	12	.486	821	82.1	3	151	16.2
1962	10	2799	279.9	453	1750	175.0	18	88	171	9	.515	1049	104.9	7	155	20.1
1963	10	2590	259.0	454	1524	152.4	11	81	162	7	.500	1066	106.6	10	151	17.3
1964	10	2151	215.1	446	1294	129.4	9	65	132	12	.492	857	85.7	6	127	12.1
1965	10	2848	284.8	406	1428	142.8	16	122	214	8	.570	1420	142.0	12	173	22.0
1966	10	2950	295.0	481	1818	181.8	21	98	204	15	.480	1132	113.2	5	178	24.8
1967	10	2628	262.8	453	1271	127.1	10	116	269	13	.431	1357	135.7	6	145	12.9
1968	10	3005	300.5	362	629	62.9	8	192	352	17	.545	2376	237.6	13	165	15.8
1969	10	2428	242.8	483	1363	136.3	8	94	200	20	.470	1065	106.5	7	136	14.4
1970	11	3389	301.8	547	1882	171.1	13	144	278	23	.518	1507	137.0	13	196	19.6
1971	11	2953	268.5	537	1695	154.1	13	133	250	14	.532	1258	114.4	8	171	17.2
1972	11	3608	328.0	499	1597	145.2	13	144	277	20	.520	2011	182.8	16	186	23.0
1973	11	3412	310.2	532	1720	156.4	16	137	257	14	.533	1692	153.8	6	199	19.2
1974	11	3694	335.8	650	3162	287.5	27	45	86	5	.523	532	48.4	3	202	23.8
1975	11	4084	371.3	692	3627	329.7	32	24	46	4	.522	457	41.5	5	203	27.0
1976	11	3391	308.3	612	2690	244.5	26	45	103	11	.436	701	63.7	3	174	22.1
1977	11	3500	318.2	630	3156	286.8	23	23	64	7	.344	344	31.3	4	164	22.4
1978	11	4070	370.0	484	2290	208.2	16	114	234	11	.487	178	161.8	10	189	24.9
1979	11	3379	307.2	414	1278	116.2	7	154	307	19	.502	2101	191.0	11	174	15.2
1980	11	2659	241.7	422	1094	99.5	6	139	295	17	.471	1565	142.3	7	142	11.3
1981	11	2762	251.1	439	1139	103.5	9	159	304	18	.507	1623	147.6	5	162	12.4
1982	11	3945	358.6	527	1972	179.3	25	149	266	15	.560	1973	179.4	3	222	23.9
1983	11	3767	342.4	546	2380	216.4	21	127	237	17	.536	1387	126.1	6	205	22.2
1984	11	4557	414.3	600	2585	235.0	25	134	222	11	.304	1972	179.3	12	241	29.6
1985	11	3753	341.2	580	2169	197.2	14	113	197	9	.574	1584	144.0	12	194	23.5
1986	11	3971	361.0	531	2312	210.2	19	137	258	9	.531	1659	150.8	14	223	28.2
1987	11	3777	343.4	398	1493	135.7	12	174	368	18	.473	2284	207.6	13	201	19.9
1988	11	3420	310.9	427	1577	143.4	13	182	332	15	.548	1843	167.5	7	202	20.0
1989	11	4070	370.0	519	2301	209.2	16	144	276	14	.522	1769	160.8	13	215	26.5
1990	11	4334	394.0	524	2298	208.9	24	146	255	13	.573	2036	185.1	14	231	33.4
1991	12	4651	387.6	537	2104	175.3	18	192	368	18	.522	2547	212.3	13	240	26.5
1992	11	3723	338.5	390	1143	103.9	9	206	398	10	.518	2397	234.5	16	203	23.7
1993	11	4398	399.8	467	2463	223.9	20	153	271	14	.565	1935	175.9	13	224	20.2
1994	11	3847	349.7	349	1145	104.1	4	223	407	18	.548	2702	245.6	18	194	18.5
1995	11	3849	349.9	523	2321	211.0	22	134	248	7	.540	1528	138.9	10	208	26.0
1996	11	3683	334.8	499	1821	165.5	12	144	262	16	.550	1862	169.3	9	197	22.0
1997	11	4037	367.0	449	1667	151.5	18	177	279	9	.634	2370	215.5	13	206	27.9
1998	11	4276	388.7	469	2021	183.7	22	153	280	8	.546	2255	205.0	17	222	39.1
1999	11	5599	509.0	503	2482	225.6	29	208	319	12	.652	3117	283.4	29	287	44.8
2000	11	4789	435.4	466	1807	164.3	21	231	374	6	.618	2982	271.1	23	259	37.2
2001	12	5015	417.9	500	1668	139.0	26	264	413	14	.639	3347	278.9	19	268	38.1
2002*	13	4871	374.7	500	2127	163.6	20	239	435	20	.549	2744	211.1	15	253	28.0

\* Includes bowl game

### TOP SEASONS

#### TOTAL OFFENSE

Year	G	Yards	PG
1999	11	5,599	509.0
2000	11	4,789	435.4
2001	12	5,015	417.9
1984	11	4,556	414.3
1993	11	4,398	399.8
1990	11	4,334	394.0
1998	11	4,276	388.7
1991	12	4,651	387.6
2002	13	4,871	374.7
1975	11	4,084	371.3
1978	11	4,070	370.0
1989	11	4,070	370.0
1997	11	4,037	367.0

#### RUSHING

Year	G	Yards	PG
1975	11	3,637	329.7
1974	11	3,162	287.5
1977	11	3,153	286.8
1976	11	2,689	244.5
1952	12	2,848	237.3
1984	11	2,585	235.0
1999	11	2,482	225.6
1956	10	2,249	224.9
1993	11	2,463	223.9
1983	11	2,380	216.4
1995	11	2,321	211.0
1986	11	2,312	210.2

#### PASSING

Year	G	Yards	PG
1999	11	3,117	283.4
2001	12	3,347	278.9
2000	11	2,982	271.1
1994	11	2,702	245.6
1968	10	2,376	237.6
1992	11	2,580	234.5
1997	11	2,370	215.5
1991	12	2,547	212.3
1987	11	2,284	207.7
1998	11	2,255	205.0
1979	11	2,101	191.0
1990	11	2,036	185.1

#### SCORING

Year	G	Pts	PG
1918	7	462	66.0
1917	9	491	54.5
1916	9	421	46.8
1999	11	448	40.7
1921	9	360	40.0
1998	11	391	35.5
1920	9	312	34.7
2000	11	372	33.8
2001	12	381	31.8
1990	11	334	31.6
1905	7	207	29.6

# GT tech football 2003

## TEAM STATISTICS

### TECH OPPONENTS – 1948 TO PRESENT

Year	G	Total Offense		—Rushing—				—Passing—						1st Dns	Scoring	
		Yds	YPG	Att	Yds	YPG	TD	Cmp-Att	Int	Pct	Yds	YPG	TD		Pts	PPG
1948	10	1513	151.3	374	749	74.9	9	62-150	12	.413	764	76.4	1	86	69	6.9
1949	10	2263	226.3	477	1455	144.5	14	65-146	17	.445	808	80.8	5	114	129	12.9
1950	11	3204	291.3	490	1806	164.2	19	105-216	20	.489	1398	127.1	9	163	193	17.5
1951*	12	2489	207.4	537	1370	114.2	10	110-249	24	.442	1119	93.3	3	146	90	7.5
1952*	12	2182	181.8	527	1312	109.3	8	82-214	26	.383	880	73.3	0	122	59	4.9
1953*	12	2685	223.8	556	1858	154.8	15	75-174	22	.431	827	68.9	1	153	111	9.3
1954	10	2465	246.5	537	1878	187.8	10	51-118	15	.432	587	58.7	3	142	91	9.1
1955	10	1999	199.9	406	1341	134.1	5	49-110	15	.445	685	65.8	1	98	46	4.6
1956	10	2003	200.3	405	1284	128.4	4	53-132	17	.402	719	71.9	1	107	33	3.3
1957	10	1778	177.8	473	1444	144.4	9	31- 73	7	.425	334	33.4	1	107	71	7.1
1958	10	2018	201.8	423	1447	144.7	9	55-129	12	.426	571	57.1	3	100	91	9.1
1959	10	2163	216.3	432	1135	113.0	7	75-147	9	.514	1028	102.8	7	110	107	10.7
1960	10	2506	250.6	456	1472	147.2	7	94-164	12	.573	1034	103.4	6	148	97	9.7
1961	10	1785	178.5	365	949	94.9	3	78-166	11	.470	836	83.6	3	107	50	5.0
1962	10	2160	216.0	374	1024	102.4	6	95-201	16	.473	1136	113.6	4	114	83	8.3
1963	10	2080	208.0	416	1337	133.7	9	60-152	9	.395	743	74.3	2	115	89	8.9
1964	10	2317	231.7	373	1002	100.2	6	108-232	13	.466	1315	131.5	3	128	79	7.9
1965	10	3341	334.1	467	1664	164.4	11	138-263	17	.525	1677	167.7	8	187	150	15.0
1966	10	2066	206.6	400	1081	108.1	4	79-202	16	.391	985	98.5	4	110	81	8.1
1967	10	3155	315.5	494	1927	192.7	18	88-192	11	.458	1228	122.8	10	159	205	20.5
1968	10	3685	368.5	584	2339	233.9	24	105-227	9	.462	1346	134.6	6	215	263	26.3
1969	10	3301	330.1	476	1488	148.8	12	133-289	28	.460	1813	181.3	12	185	183	18.3
1970	11	3260	296.4	424	1226	111.5	10	131-298	23	.440	2034	184.9	9	155	156	14.2
1971	11	2790	253.6	477	1299	118.1	11	114-240	14	.475	1491	135.5	7	167	166	15.1
1972	11	3409	309.9	568	2045	185.9	13	108-224	21	.482	1364	124.0	7	190	196	17.8
1973	11	3760	341.8	538	2447	222.5	13	103-198	13	.520	1313	119.7	12	221	211	19.2
1974	11	3514	319.5	582	2570	233.6	22	69-147	11	.469	944	85.8	6	208	212	19.3
1975	11	3887	353.4	494	1947	177.0	15	141-267	13	.528	1940	176.4	8	202	200	18.2
1976	11	4022	365.6	609	2279	207.1	21	118-218	14	.541	1743	158.4	12	221	267	24.3
1977	11	3664	333.1	594	2151	195.5	19	104-235	14	.443	1513	137.5	10	209	221	20.1
1978	11	3970	360.9	569	2285	207.7	14	117-225	14	.520	1685	153.2	7	208	212	19.3
1979	11	3754	341.3	602	2344	213.1	16	118-228	8	.518	1410	128.2	4	220	190	17.3
1980	11	3987	362.5	617	2630	239.0	18	112-225	19	.498	1357	123.4	11	225	260	23.6
1981	11	4367	397.0	575	2574	234.0	23	112-211	13	.531	1793	163.0	13	219	309	28.1
1982	11	4128	375.3	531	2732	219.4	25	129-242	12	.533	1715	155.9	12	220	286	26.0
1983	11	4487	407.9	510	2331	211.9	23	159-289	9	.550	2156	196.0	14	224	313	28.4
1984	11	3490	317.3	457	1623	147.5	9	163-295	13	.552	1867	169.7	12	192	201	18.3
1985	11	3433	312.1	434	1793	163.0	7	156-317	16	.492	1640	149.0	5	173	118	10.7
1986	11	3584	325.8	502	2078	188.9	18	129-253	14	.510	1506	136.9	9	211	211	19.2
1987	11	4226	384.2	495	1959	178.1	12	183-306	11	.598	2267	206.1	16	229	275	25.0
1988	11	3094	281.3	484	1566	142.4	12	129-252	14	.512	1528	138.9	8	180	194	17.6
1989	11	3732	339.3	466	1630	148.2	15	196-356	14	.551	2102	191.1	8	216	213	19.4
1990	11	3242	294.7	434	1220	110.9	7	151-309	24	.489	2022	183.8	5	174	165	15.5
1991	12	3333	277.8	462	1344	112.0	10	178-369	18	.482	1989	165.8	12	190	197	16.4
1992	11	4401	400.1	533	2066	187.8	17	180-310	14	.581	2335	212.3	12	229	286	26.0
1993	11	4373	397.5	529	1874	170.4	21	195-318	10	.613	2499	135.6	14	249	286	26.0
1994	11	4207	382.5	580	2534	230.4	28	144-266	10	.548	1673	152.1	10	233	319	29.0
1995	11	3695	335.9	372	1003	91.2	17	239-385	11	.621	2692	244.7	13	208	243	22.1
1996	11	3832	348.4	412	1635	148.6	13	177-312	13	.567	2197	199.7	12	190	236	21.5
1997	11	4719	420.0	379	1460	132.7	10	257-402	16	.639	3259	296.3	23	239	266	24.2
1998	11	4376	397.6	447	1844	167.6	17	199-361	10	.551	2830	230.0	14	224	267	24.3
1999	11	4552	413.8	479	2015	183.2	26	195-353	9	.552	2537	230.6	15	244	333	30.3
2000	11	4176	379.6	371	1039	94.5	6	248-430	15	.577	3137	285.2	19	228	209	19.0
2001	12	4000	333.3	432	1405	117.1	17	212-390	11	.544	2595	216.2	13	218	267	22.2
2002*	13	4624	355.7	486	1750	134.6	16	235-440	11	.534	2874	221.1	11	228	267	20.5

\* Includes bowl game

### TOP SEASONS

#### TOTAL DEFENSE

*Fewest yards per game*

Year	G	Yards	PG
1948	10	1,513	151.3
1957	10	1,778	177.8
1961	10	1,785	178.5
1952	12	2,182	181.8
1955	10	1,999	199.9
1956	10	2,003	200.3
1958	10	2,018	201.8
1966	10	2,066	206.6
1951	12	2,489	207.4
1963	10	2,080	208.0

#### RUSHING DEFENSE

Year	G	Yards	PG
1948	10	749	74.9
1995	11	1,003	91.2
2000	11	1,039	94.5
1961	10	949	94.9
1964	10	1,002	100.2
1962	10	1,024	102.4
1966	10	1,081	108.1
1952	12	1,312	109.3
1990	11	1,220	110.9
1970	11	1,227	111.5
1991	12	1,344	112.0

#### PASS DEFENSE

Year	G	Yards	PG
1957	10	334	33.4
1958	10	571	57.1
1954	10	587	58.7
1955	10	658	65.8
1953	12	828	69.0
1956	10	719	71.9
1952	12	870	72.5
1963	10	743	74.3
1948	10	764	76.4
1949	10	808	80.8

#### SCORING DEFENSE

*Fewest points per game*

Year	G	Pts	PG
1901	5	5	1.0
1920	9	16	1.8
1917	9	17	1.9
1916	9	20	2.2
1911	9	21	2.3
1915	8	24	3.0
1919	10	33	3.3
1956	10	33	3.3
1904	10	34	3.4
1927	10	39	3.9

# GTech football 2003

## TEAM HIGHS

### YARDS RUSHING

Yards	Att	Opponent, Year
558	82	VMI, 1975
518	69	Tulane, 1977
510	45	Air Force, 1978
487	71	South Carolina, 1974
432	86	Virginia, 1976
422	72	Miami, 1975
412	79	Auburn, 1975
411	48	Maryland, 1993
400	60	Wake Forest, 1983
397	66	The Citadel, 1984

### RUSHING ATTEMPTS

Att	Yds	Opponent, Year
86	432	Virginia, 1976
82	558	VMI, 1975
79	412	Auburn, 1975
79	364	Texas Tech, 1965
79	369	Tennessee, 1949
75	264	Tulane, 1975
72	422	Miami, Fla., 1975
71	235	Virginia, 1984
71	487	South Carolina, 1974
70	293	Georgia, 1989
70	368	Notre Dame, 1976
70	322	Navy, 1974
70	306	Georgia, 1961

### YARDS PASSING

Yards	Cmp-Att	Opponent, Year
486	39-55	Virginia, 2001
454	35-57	Clemson, 2000
416	24-49	Duke, 1987
387	22-25	Florida State, 1999
387	17-32	Maryland, 1999
373	14-22	The Citadel, 1987
371	23-38	Rice, 1972
361	16-31	Navy, 1979
354	19-30	Maryland, 2000
351	22-34	The Citadel, 2001
346	27-50	Maryland, 1994
341	22-32	Georgia, 1999
337	21-26	Virginia, 1997
333	27-46	Georgia, 1980
333	16-24	Wake Forest, 2000
327	23-40	Duke, 1968

### PASS ATTEMPTS

Att	Cmp	Opponent, Year
63	25	Tennessee, 1968
57	35	Clemson, 2000
55	39	Virginia, 2001
53	30	Maryland, 2002
52	27	Navy, 1968
50	28	Virginia, 1992
50	24	Florida State, 1994
50	27	Maryland, 1994
49	24	Duke, 1987
49	27	Georgia, 1981



**FUTURE NFL STANDOUT** *Dorsey Levens rushed for 90 yards and scored twice as Tech and Duke combined for almost 1,100 yards of total offense in 1993.*

### MISC. SEASON HIGHS/LOWS

Fewest Times Penalized	24, 1964
Most Times Penalized	95, 2002
Fewest Yards Penalized	211, 1964
Most Yards Penalized	792, 2002
Fewest Fumbles	11, 1985
Most Fumbles	51, 1951
Fewest Fumbles Lost	4, 1955
Most Fumbles Caused	21, 1984
Most Fumbles Recovered	15, 2000
Most Yards Penalized,	
Game	140 vs. Florida State, 2000
Most Penalties,	
Game	19 vs. Florida State, 2000

### BEST TURNOVER MARGIN

Year	G	Gain/Lost	Diff	Avg.
2000	11	30/12	+18	+1.64
1956	10	31/16	+15	+1.50
1953	11	46/30	+16	+1.45
1990	11	40/26	+14	+1.27
1955	10	25/13	+12	+1.20
1986	11	31/18	+13	+1.18
1973	11	34/22	+12	+1.09
1984	11	30/19	+11	+1.00

### PASS COMPLETIONS

Cmp	Att	Opponent, Year
39	55	Virginia, 2001
35	57	Clemson, 2000
30	53	Maryland, 2002
29	37	Virginia, 2000
28	50	Virginia, 1992
28	47	Wake Forest, 1988
27	50	Maryland, 1994
27	52	Navy, 1968
27	46	Georgia, 1980
27	49	Georgia, 1981
26	47	Georgia, 1992
26	45	Maryland, 2001
26	41	Virginia, 2002

### TOTAL OFFENSE

Yards	Rush/Pass	Opponent, Year
706	NA	The Citadel, 1948
627	304 / 323	Virginia, 2000
623	397 / 226	The Citadel, 1984
610	411 / 199	Maryland, 1993
600	558 / 42	VMI, 1975
593	277 / 316	Duke, 1993
587	200 / 387	Maryland, 1999
578	245 / 333	Wake Forest, 2000
565	370 / 195	NC State, 1986
561	513 / 48	Air Force, 1978
561	347 / 214	Furman, 1993
561	270 / 291	Navy, 2001
560	74/486	Virginia, 2001
558	518 / 43	Tulane, 1977
557	214 / 341	Georgia, 1999
550	96 / 454	Clemson, 2000

### TOTAL OFFENSE, BOTH TEAMS

Total	GT / Opp.	Opponent, Year
1,104	557 / 547	Georgia, 1999
1,094	593 / 501	Duke, 1993
1,079	524 / 555	Wake Forest, 1998
1,062	452 / 610	Duke, 1997
1,062	468 / 594	Duke, 1968
1,060	501 / 559	Duke, 1987
1,056	558 / 498	Air Force, 1978
1,031	610 / 421	Maryland, 1993
1,029	578 / 451	Wake Forest, 2000
1,021	560 / 461	Virginia, 2001
987	409 / 578	North Carolina, 1987
986	565 / 421	NC State, 1986
986	587 / 399	Maryland, 1999
978	508 / 470	Maryland, 1994
975	463 / 512	Virginia, 1990

### FIRST DOWNS

FD	R / P / Pn	Opponent, Year
34	16 / 18 / 0	Virginia, 2000
31	6 / 22 / 3	Clemson, 2000
31	22 / 9 / 0	The Citadel, 1984
30	17 / 13 / 0	NC State, 1999
29	Most Recent:	Virginia, 2001

# GT tech football 2003

## TEAM LOWS



**GARY LANIER** ran Tech's wishbone offense as the Jackets beat Notre Dame in 1976 without attempting a single pass.

### YARDS RUSHING

Yards	Att	Opponent, Year
-42	32	Notre Dame, 1968
-3	32	Navy, 1968
2	30	Georgia, 1968
5	27	Florida State, 1994
13	43	Navy, 1964
19	32	Virginia, 1994
20	19	Arizona, 1994
27	43	Georgia, 1972
28	29	North Carolina, 1997
29	27	North Carolina, 1980
29	33	Miami, Fla., 1968
30	25	Alabama, 1961
31	26	Georgia, 1981
32	37	Notre Dame, 1970

### RUSHING ATTEMPTS

Att	Yards	Opponent, Year
19	65	North Carolina, 1994
19	20	Arizona, 1994
20	77	Alabama, 1979
20	40	Georgia, 1979
21	78	Wake Forest, 2002
22	71	Georgia, 2002
24	145	South Carolina, 1989
24	85	Duke, 1987
25	30	Alabama, 1961

**LARRY GOOD** attempted a school-record 61 passes against Tennessee in 1968.

### YARDS PASSING

Yards	Cmp-Att	Opponent, Year
0	0-2	Duke, 1977
0	0-1	Georgia, 1977
0	0-0	Tennessee, 1977
0	0-1	Miami, Fla., 1977
0	0-8	South Carolina, 1976
0	0-0	Notre Dame, 1976
0	0-4	Notre Dame, 1975
0	0-10	Michigan State, 1971
0	0-6	Georgia, 1961
0	0-1	Tennessee, 1960
0	0-8	Florida, 1956
0	0-5	Auburn, 1954
0	0-4	SMU, 1953

### PASS ATTEMPTS

Att	Cmp	Opponent, Year
0	0	Tennessee, 1977
0	0	Notre Dame, 1976
1	0	Georgia, 1977
1	0	Miami, Fla., 1977
1	1	Air Force, 1977
1	0	Tennessee, 1960
2	2	Clemson, 1975
2	0	Duke, 1977
3	1	Tulane, 1977
3	1	Georgia, 1976

### PASS COMPLETIONS

Cmp	Att	Opponent, Year
0	2	Duke, 1977
0	1	Georgia, 1977
0	0	Tennessee, 1977
0	1	Miami, Fla., 1977
0	8	South Carolina, 1976

0	0	Notre Dame, 1976
0	4	Notre Dame, 1975
0	10	Michigan State, 1971
0	6	Georgia, 1961
0	1	Tennessee, 1960
0	8	Florida, 1956
0	5	Auburn, 1954
0	4	SMU, 1953
1	Seven times (Most recent: Tulane, 1977)	

### FIRST DOWNS

FD	R / P / P	Opponent, Year
3	3 / 0 / 0	SMU, 1953
4	3 / 1 / 0	Vanderbilt, 1965
5	4 / 1 / 0	Georgia, 1965
5	5 / 0 / 0	SMU, 1951
6	0 / 5 / 1	North Carolina, 1980
6	2 / 4 / 0	Notre Dame, 1970
6	2 / 4 / 0	Alabama, 1961
6	4 / 0 / 2	Rice, 1964
7	5 / 0 / 2	Notre Dame, 1975
7	4 / 3 / 0	Auburn, 1967
7	4 / 3 / 0	Duke, 1960
7	5 / 2 / 0	Kentucky, 1959

### TOTAL OFFENSE

Yards	Rush/Pass	Opponent, Year
33	33 / 0	SMU, 1953
94	74 / 20	Georgia, 1950
96	30 / 66	Alabama, 1961
97	85 / 12	Rice, 1960
110	65 / 45	Florida State, 1993
115	54 / 61	Duke, 1959
116	29 / 87	North Carolina, 1980
119	-42 / 161	Notre Dame, 1968
122	103 / 19	Vanderbilt, 1965
125	84 / 41	Notre Dame, 1977
125	74 / 51	Duke, 1960





# GTech football 2003

## INDIVIDUALS HIGHS HALF

### RUSHING

Yards	Att.	Half	Player, Opponent, Year
234	14	2nd	Eddie Lee Ivery vs. Air Force, 1978
186	11	2nd	Brent Cunningham vs. Clemson, 1970
184	22	2nd	Jimmy Lincoln vs. Virginia, 1991
178	23	1st	C.J. Williams vs. Wake Forest, 1994
159	8	1st	Jerry Mays vs. NC State, 1986
158	18	1st	Robert Lavette vs. Citadel, 1984
145	10	1st	Robert Lavette vs. Navy, 1981
144	16	1st	Tony Hollings vs. Connecticut, 2002
133	18	1st	Brent Cunningham vs. Duke, 1969
131	10	1st	Jerry Mays vs. VMI, 1988

### PASSING YARDS

Yards	Cm-Att	Half	Player, Opponent, Year
319	22-31	2nd	George Godsey vs. Virginia, 2001
261	21-31	2nd	Shawn Jones vs. Georgia, 1992
260	12-16	2nd	John Dewberry vs. Auburn, 1984
257	12-17	1st	Joe Hamilton vs. Maryland, 1999
256	12-16	1st	George Godsey vs. Maryland, 2000
242	10-14	1st	George Godsey vs. Wake Forest, 2000
236	12-16	1st	Joe Hamilton vs. Clemson, 1999
235	16-28	2nd	Eddie McAshan vs. Rice, 1972
235	13-31	2nd	Darrell Gast vs. Duke, 1987

### PASS ATTEMPTS

Att	Cmp	Yds	Half	Player, Opponent, Year
35	18	162	2nd	Eddie McAshan vs. Tennessee, 1970
33	22	229	2nd	George Godsey vs. Clemson, 2000
32	13	110	1st	Larry Good vs. Tennessee, 1968
31	22	319	2nd	George Godsey vs. Virginia, 2001
31	13	235	2nd	Darrell Gast vs. Duke, 1987
31	21	261	2nd	Shawn Jones vs. Georgia, 1992
30	14	143	1st	Eddie McAshan vs. S. Carolina, 1970
30	14	139	2nd	Mike Kelley vs. Purdue, 1978

### PASS COMPLETIONS

Cmp	Att	Yds	Half	Player, Opponent, Year
22	33	229	2nd	George Godsey vs. Clemson, 2000
22	31	319	2nd	George Godsey vs. Virginia, 2001
21	31	261	2nd	Shawn Jones vs. Georgia, 1992
18	35	162	2nd	Eddie McAshan vs. Tennessee, 1970
18	25	142	2nd	Donnie Davis vs. NC State, 1993
18	28	160	2nd	A.J. Suggs vs. Maryland, 2002
16	26	235	2nd	Eddie McAshan vs. Rice, 1972
16	21	172	1st	George Godsey vs. Virginia, 2000
16	24	170	2nd	Darrell Gast vs. Tennessee, 1987

### PASS RECEPTIONS

Rec	Yds	Half	Player, Opponent, Year
11	105	1st	Steve Harkey vs. South Carolina, 1970
10	52	1st	Robert Lavette vs. Notre Dame, 1981
8	55	2nd	Kenneth Bounds vs. Duke, 1968
8	140	2nd	John Sias vs. Navy, 1968
7	Most Recent: Kerry Watkins (2nd) vs. Maryland, 2002		

### RECEIVING YARDS

Yards	Rec	Half	Player, Opponent, Year
163	5	1st	Jason McGill vs. Maryland, 1992
145	4	1st	Kris Kentera vs. Navy, 1979
144	5	1st	John Sias vs. Texas Christian, 1967
141	3	1st	Dez White vs. Maryland, 1999
140	8	2nd	John Sias vs. Navy, 1968
132	3	2nd	Charlie Rogers vs. Central Florida, 1996
131	3	2nd	Derrick Steagall vs. Virginia, 1997
131	5	2nd	Greg Lester vs. Duke, 1987



**GEORGE GODSEY** completed 22 of 33 passes in the second half in his record-setting performance against Clemson in 2000.



**JIMMY LINCOLN** rushed for 184 yards in the second half en route to a Tech freshman-record 229 yards against Virginia in 1991.

### TEAM HIGHS

#### YARDS RUSHING

Yards	Att	Half	Opponent, Year
372	28	2nd	Air Force, 1978
306	39	1st	VMI, 1975
291	33	2nd	Tulane, 1977
290	40	2nd	Wake Forest, 1983
285	30	2nd	Maryland, 1993
283	25	2nd	Clemson, 1970

#### YARDS PASSING

Yards	Half	Opponent, Year
319	2nd	Virginia, 2001
261	2nd	Georgia, 1992
260	2nd	Auburn, 1984
259	2nd	Duke, 1968
257	1st	Maryland, 1999
256	1st	Maryland, 2000
242	1st	Wake Forest, 2000
236	1st	Clemson, 1999

#### PASS ATTEMPTS

Att	Half	Opponent, Year
35	2nd	Tennessee, 1970
35	2nd	Auburn, 1986
34	1st	Tennessee, 1968
33	2nd	Clemson, 2000
31	2nd	Virginia, 2001
31	1st	South Carolina, 1970
31	2nd	Duke, 1987
31	2nd	Maryland, 1994

#### PASS COMPLETIONS

Cmp	Half	Opponent, Year
22	2nd	Virginia, 2001
22	2nd	Clemson, 2000
21	2nd	Georgia, 1992
20	2nd	Maryland, 1994
20	2nd	Maryland, 2002
19	2nd	Auburn, 1986

#### TOTAL OFFENSE

Yds	R / P	Half	Opponent, Year
418	285/133	2nd	Maryland, 1993
398	277/121	1st	The Citadel, 1984
393	372/21	2nd	Air Force, 1978
357	223/134	1st	NC State, 1986
352	136/216	1st	Duke, 1999
350	31/319	2nd	Virginia, 2001
348	306/42	1st	VMI, 1975
347	283/64	2nd	Clemson, 1970
344	172/172	1st	Virginia, 2000

#### FIRST DOWNS

FD	Half	Opponent, Year
21	1st	The Citadel, 1984
20	2nd	Texas A&M, 1966
19	1st	NC State, 1999
19	1st	Duke, 1999
18	1st	Virginia, 2000

# GT tech football 2003

## STADIUM SUPERLATIVES

### YEAR BY YEAR AT BOBBY DODD STADIUM/GRANT FIELD

RECORD: 401-167-23 (.698)

Year	Record	Year	Record	Year	Record	Avg Att.
1913	4-2	1931	2-5-1	1949	6-1	32,500
1914	6-1	1932	2-3-1	1950	3-4	27,858
1915	6-0-1	1933	4-3	1951	6-0-1	29,858
1916	7-0-1	1934	1-4	1952	8-0	31,748
1917	8-0	1935	5-2	1953	6-0	35,750
1918	6-0	1936	5-3	1954	5-2	34,286
1919	7-2	1937	4-2-1	1955	5-1-1	37,250
1920	7-0	1938	3-0-2	1956	4-1	39,600
1921	8-0	1939	5-1	1957	2-2-2	39,834
1922	7-1	1940	3-2	1958	4-1-1	42,883
1923	3-0-4	1941	3-3	1959	2-3	43,940
1924	5-2-1	1942	6-0	1960	4-1	43,492
1925	5-2-1	1943	6-1	1961	5-0	44,986
1926	4-4	1944	7-1	1962	4-1-1	49,375
1927	8-0	1945	2-5	1963	5-1	46,522
1928	8-0	1946	6-0	1964	5-2	48,062
1929	3-5	1947	7-0	1965	5-2	47,375
1930	2-4	1948	5-2	1966	7-0	44,578
				1967	3-3	56,386
				1968	3-3	47,213
				1969	4-3	48,059
				1970	6-1	48,250
				1971	5-3	50,038
				1972	5-1-1	45,029
				1973	4-3	51,583
				1974	5-2	40,472
				1975	6-2	43,475
				1976	3-3-1	43,047
				1977	4-3	44,836
				1978	5-2	34,200
				1979	4-3	36,374
				1980	1-4-1	34,555
				1981	0-6	38,456
				1982	3-2	36,687
				1983	2-4	36,817
				1984	4-2	43,381
				1985	5-2	40,210
				1986	4-1-1	32,200
				1987	2-5	34,899
				1988	3-3	36,180
				1989	6-1	34,352
				1990	6-0	42,014
				1991	5-1	42,327
				1992	4-2	43,178
				1993	3-3	41,354
				1994	1-5	40,751
				1995	4-2	41,237
				1996	4-2	44,855
				1997	3-2	43,176
				1998	4-2	40,471
				1999	6-0	45,737
				2000	5-1	42,671
				2001	3-3	41,685
				2002	4-2	43,156

### LONGEST HOME UNBEATEN STREAKS

No.	First Win / Tie	Broken By
37	Georgia, 1914	Washington & Lee, 1919
23	Davidson, 1950	Florida, 1954
18	Georgia, 1926	North Carolina, 1929
18	Wake Forest, 1920	Notre Dame, 1922
17	Maryland, 1989	Georgia, 1991
17	VMI, 1946	Tennessee, 1948

### LONGEST HOME WINNING STREAKS

No.	First Win	Broken By
24	Tulane, 1916	Washington & Lee, 1919
18	VMI, 1951	Tulane, 1954
18	Georgia, 1926	North Carolina, 1929
18	Wake Forest, 1920	Notre Dame, 1922
17	Maryland, 1989	Georgia, 1991
17	VMI, 1946	Florida, 1948

### COACHES AT BOBBY DODD STADIUM/GRANT FIELD

John Heisman, 1913-19	44-5-2	.882
William Alexander, 1920-44	116-49-11	.690
Bobby Dodd, 1945-66	106-29-6	.773
Bud Carson, 1967-71	21-13-0	.618
Bill Fulcher, 1972-73	10-6-1	.618
Pepper Rodgers, 1974-79	27-16-1	.625
Bill Curry, 1980-86	19-20-2	.488
Bobby Ross, 1987-91	22-10	.688
Bill Lewis, 1992-94	8-9	.471
George O'Leary, 1994-2001	29-13	.690
Chan Gailey, 2002-present	4-2	.667

### Bobby Dodd Stadium Superlatives

#### INDIVIDUAL

##### Most Yards Rushing

GT: 229, Jimmy Lincoln vs. Virginia, 1991

Opp: 255, Vagas Ferguson, Notre Dame, 1974

##### Most Yards Passing

GT: 387, Joe Hamilton vs. Maryland, 1999

Opp: 443, Chris Weinke, Florida State, 2000

##### Most Pass Completions

GT: 29, George Godsey vs. Virginia, 2000

Opp: 41, Matt Schaub, Virginia, 2002

##### Most Pass Attempts

GT: 61, Larry Good vs. Tennessee, 1968

Opp: 58, Matt Schaub, Virginia, 2002

##### Most Yards Receiving

GT: 243, Dez White vs. Virginia, 1998

Opp: 247, Randy Marriot, North Carolina, 1987

##### Most Receptions

GT: 14, Steve Harkey vs. South Carolina, 1970;

John Sias vs. Navy, 1968

Opp: 13, Jermaine Lewis, Maryland, 1995

#### TEAM

##### Most Yards Rushing

GT: 558 vs. VMI, 1975 (82 att)

Opp: 431 by Georgia, 1975 (78 att)

##### Most Yards Passing

GT: 387 vs. Maryland, 1999

Opp: 494 by Wake Forest, 1998

##### Pass Completions

GT: 29 vs. Virginia, 2000

Opp: 42 by Wake Forest, 1998

##### Pass Attempts

GT: 63 vs. Tennessee, 1968 (25 comp.)

Opp: 64 by Wake Forest, 1998 (42 cmp.)

##### Total Offense (Rush-Pass)

GT: 627 (304-323) vs. Virginia, 2000

Opp: 600 (288-312) by Virginia, 1998

Both Teams: 1,104, Tech (557) vs.

Georgia (547), 1999

##### First Downs

GT: 34 vs. Virginia, 2000

Opp: 37 by Wake Forest, 1998

# GT tech football 2003

## ACC GAMES

### POINTS SCORED

Pts	Opponent, Year	Opp
63	Wake Forest, 1998	35
59	NC State, 1986	21
52	Wake Forest, 2000	20
49	Wake Forest, 1983	33
48	Duke, 1990	31
47	Duke, 1993	14

### POINTS ALLOWED

Pts	Opponent, Year	Tech
55	Virginia, 1992	24
51	Florida State, 1993	0
49	Florida State, 1996	3
48	Duke, 1987	14
47	Clemson, 2001 (ot)	44
45	Virginia, 1999	38

### MARGIN OF VICTORY

Mar.	Opponent, Year	Score
38	Maryland, 1993	38-0
38	NC State, 1986	59-21
35	Virginia, 2000	35-0
35	Duke, 2000	45-10
35	Wake Forest, 1990	42-7
33	Duke, 1993	47-14
32	Wake Forest, 2000	52-20
31	North Carolina, 1985	31-0
31	Wake Forest, 1985	41-10

### MARGIN OF DEFEAT

Mar.	Opponent, Year	Score
51	Florida State, 1993	0-51
46	Florida State, 1996	3-49
38	Florida State, 1997	0-38
38	North Carolina, 1993	3-41
34	Duke, 1987	14-48
31	Virginia, 1992	24-55

### COMBINED SCORE

Pts	Opponent, Year	Score
98	Wake Forest, 1998	W 63-35
91	Clemson, 2001	(ot) L 44-47
87	Clemson, 1999	W 45-42
83	Virginia, 1999	L 38-45
82	Wake Forest, 1983	W 49-33
80	NC State, 1986	W 59-21
79	Virginia, 1992	L 24-55
79	Virginia, 1990	W 41-38
79	Duke, 1997	W 41-38
79	Virginia, 1998	W 41-38
79	Duke, 1990	W 48-31

### YARDS RUSHING

Yards	Att	Opponent, Year
411	48	Maryland, 1993
400	60	Wake Forest, 1983
370	57	NC State, 1986
344	57	Wake Forest, 1990
319	67	Wake Forest, 1984
319	52	Wake Forest, 1998

### RUSHING ATTEMPTS

Att	Yds	Opponent, Year
71	235	Virginia, 1984
67	319	Wake Forest, 1984
67	302	Wake Forest, 1982
66	245	Duke, 1986

### YARDS PASSING

Yards	Cmp-Att	Opponent, Year
486	39-55	Virginia, 2001
454	35-57	Clemson, 2000
416	24-49	Duke, 1987
387	22-25	Florida State, 1999
387	17-32	Maryland, 1999
354	19-20	Maryland, 2000

### PASS ATTEMPTS

Att	Cmp	Opponent, Year
57	35	Clemson, 2000
55	39	Virginia, 2001
53	30	Maryland, 2002
50	28	Virginia, 1992
50	24	Florida State, 1994
50	27	Maryland, 1994

### PASS COMPLETIONS

Cmp	Att	Opponent, Year
39	55	Virginia, 2001
35	57	Clemson, 2000
30	53	Maryland, 2002

29	37	Virginia, 2000
28	50	Virginia, 1992
28	47	Wake Forest, 1988

### TOTAL OFFENSE

Yards	Rush/Pass	Opponent, Year
627	304 / 323	Virginia, 2000
610	411 / 199	Maryland, 1993
593	277 / 316	Duke, 1993
587	200 / 387	Maryland, 1999
578	245 / 333	Wake Forest, 2000
565	370 / 195	NC State, 1986
560	74 / 486	Virginia, 2001
550	96 / 454	Clemson, 2000

### TOTAL OFFENSE, BOTH TEAMS

Total	GT / Opp.	Opponent, Year
1,094	593 / 501	Duke, 1993
1,079	524 / 555	Wake Forest, 1998
1,062	452 / 610	Duke, 1997
1,062	468 / 594	Duke, 1968
1,060	501 / 559	Duke, 1987
1,031	610 / 421	Maryland, 1993
1,029	578 / 451	Wake Forest, 2000

### FIRST DOWNS

FD	R / P / Pn	Opponent, Year
34	16 / 18 / 0	Virginia, 2000
31	6 / 22 / 3	Clemson, 2000
30	17 / 13 / 0	NC State, 1999

## INDIVIDUAL HIGHS IN ACC GAMES

### RUSHING YARDS

229	Jimmy Lincoln	Virginia, 1991
206	C.J. Williams	Wake Forest, 1994
198	Joe Burns	North Carolina, 2001
188	Jerry Mays	NC State, 1986
185	C.J. Williams	Duke, 1995
179	Joe Burns	Maryland, 1998

### PASSING YARDS

486	George Godsey	Virginia, 2001
454	George Godsey	Clemson, 2000
416	Darrell Gast	Duke, 1987
387	Joe Hamilton	Florida State, 1999
387	Joe Hamilton	Maryland, 1999
354	George Godsey	Maryland, 2000

### PASS ATTEMPTS

57	George Godsey	Clemson, 2000
55	George Godsey	Virginia, 2001
49	Darrell Gast	Duke, 1987
47	Tommy Luginbill	Florida State, 1994
46	Todd Rampley	Wake Forest, 1988
45	A.J. Suggs	Maryland, 2002

### PASS COMPLETIONS

39	George Godsey	Virginia, 2001
35	George Godsey	Clemson, 2000
29	George Godsey	Virginia, 2000
28	Todd Rampley	Wake Forest, 1988

28	A.J. Suggs	Maryland, 2002
26	A.J. Suggs	Virginia, 2002

### TOTAL OFFENSE

477	George Godsey	Virginia, 2001
474	Joe Hamilton	Maryland, 1999
450	George Godsey	Clemson, 2000
412	Darrell Gast	Duke, 1987
410	Joe Hamilton	Clemson, 1999
405	Joe Hamilton	Florida State, 1999

### RECEPTIONS

14	Kelly Campbell	Clemson, 2000
13	Will Glover	Virginia, 2001
11	Kelly Campbell	Duke, 1999
10	Jerry Mays	Wake Forest, 1988
9	Kerry Watkins	Maryland, 2002
9	Kerry Watkins	Maryland, 2001
9	Kelly Campbell	Maryland, 2001
9	Mike Sheridan	Maryland, 1996
9	Harvey Middleton	Wake Forest, 1996
9	Harvey Middleton	Clemson, 1996

### RECEIVING YARDS

243	Dez White	Virginia, 1998
223	Derrick Steagall	Virginia, 1997
215	Dez White	Maryland, 1999
209	Kelly Campbell	Clemson, 2000
203	Kelly Campbell	North Carolina, 1999

# GT tech football 2003

## TEAM SCORING

### 50-POINT GAMES

Pts	Opponent, Year	Score
222	Cumberland, 1916	222-0
128	NC State, 1918	128-0
123	11th Cavalry, 1918	123-0
118	Furman, 1918	118-0
105	Mercer, 1914	105-0
98	Carlisle, 1917	98-0
83	Vanderbilt, 1917	83-0
77	Florida, 1904	77-0
74	Furman, 1919	74-0
70	Dahlonoga, 1907	70-0
70	Navy, 2001	70-7
71	Chattanooga, 1913	71-6
70	Davidson, 1921	70-0
69	Furman, 1921	69-0
68	Auburn, 1917	68-7
67	Transylvania, 1915	67-0
66	Davidson, 1920	66-0
63	Wake Forest, 1998	63-35
63	Washington & Lee, 1917	63-0
61	Mercer, 1916	61-0
59	NC State, 1986	59-21
59	Presbyterian, 1937	59-0
59	South Carolina, 1909	59-0
59	Tennessee Meds, 1904	59-0
58	Sewanee, 1936	58-0
57	Gordon, 1910	57-0
55	Presbyterian, 1936	55-0
55	Oglethorpe, 1920	55-0
54	The Citadel, 1952	54-6
54	The Citadel, 1948	54-0
54	Dahlonoga, 1905	54-0
52	VMI, 1986	52-6
52	Wake Forest, 2000	52-20
51	Georgia, 1999 (ot)	51-48
51	Furman, 1995	51-7
51	The Citadel, 1987	51-12
51	Furman, 1947	51-0
51	Clemson, 1944	51-0
51	Auburn, 1928	51-0
51	Mooney School, 1904	51-0

### MOST POINTS ALLOWED

Pts	Opponent, Year	Score
94	Auburn, 1894	0-94
73	Clemson, 1903	0-73
69	Notre Dame, 1977	14-69
63	Auburn, 1903	0-63
55	Virginia, 1992	24-55
55	Notre Dame, 1943	13-55
54	Alabama, 1950	19-54
54	Vanderbilt, 1904	0-54
51	Florida State, 1993	0-51
51	Georgia, 2002	7-51
49	Florida State, 1996	3-49
49	Vanderbilt, 1931	7-49
48	Georgia, 1999 (ot)	51-48
48	Duke, 1987	14-48
48	Georgia, 1994	10-48
48	Auburn, 1984	34-48



**TECH AND GEORGIA** combined for 99 points in this 1999 contest, the most points scored in a Tech game since 1918.

### MARGIN OF VICTORY

Mar.	Opponent, Year	Score
222	Cumberland, 1916	222-0
128	NC State, 1918	128-0
123	11th Cavalry, 1918	123-0
118	Furman, 1918	118-0
105	Mercer, 1914	105-0
98	Carlisle, 1917	98-0
83	Vanderbilt, 1917	83-0
77	Florida, 1904	77-0
74	Furman, 1919	74-0
70	Dahlonoga, 1907	70-0
70	Davidson, 1921	70-0
69	Furman, 1921	69-0
67	Transylvania, 1915	67-0
66	Davidson, 1920	66-0
65	Chattanooga, 1913	71-6
63	Washington & Lee, 1917	63-0
63	Navy, 2001	70-7
61	Mercer, 1916	61-0
61	Auburn, 1917	68-7
59	Presbyterian, 1937	59-0
59	South Carolina, 1909	59-0
59	Tennessee Meds, 1904	59-0
58	Sewanee, 1936	58-0
57	Gordon, 1910	57-0
55	Presbyterian, 1936	55-0
55	Oglethorpe, 1920	55-0
54	The Citadel, 1948	54-0
54	Dahlonoga, 1905	54-0
53	Davidson, 1953	53-0
51	Furman, 1947	51-0
51	Clemson, 1944	51-0
51	Auburn, 1928	51-0
51	Gordon, 1907	51-0
51	Mooney School, 1904	51-0
48	The Citadel, 1952	54-6
48	Georgia, 1943	48-0

### MARGIN OF DEFEAT

Mar.	Opponent, Year	Score
94	Auburn, 1894	0-94
73	Clemson, 1903	0-73
63	Auburn, 1899	0-63
55	Notre Dame, 1977	14-69
54	Vanderbilt, 1907	0-54
51	Florida State, 1993	0-51
46	Florida State, 1996	3-49
45	Auburn, 1896	0-45
44	Georgia, 2002	7-51
42	Notre Dame, 1943	13-55
42	Vanderbilt, 1931	7-49

### HIGHEST COMBINED SCORE

Pts	Opponent, Year	Score
222	Cumberland, 1916	222-0
128	NC State, 1918	128-0
123	11th Cavalry, 1918	123-0
118	Furman, 1918	118-0
105	Mercer, 1914	105-0
99	Georgia, 1999 (ot)	51-48
98	Wake Forest, 1998	63-35
98	Carlisle, 1917	98-0
94	Auburn, 1894	0-94
91	Clemson, 2001 (ot)	44-47
87	Clemson, 1999	45-42
83	Virginia, 1999	38-45
83	Vanderbilt, 1917	83-0
83	Notre Dame, 1977	14-69

### POINTS IN HALF

126	Cumberland (1st), 1916
96	Cumberland (2nd), 1916
42	Navy (1st), 2001
38	Duke (1st), 1996
38	Texas A&M (2nd), 1966
35	Vanderbilt (2nd), 1966
35	Wake Forest (2nd), 1983
35	UT-Chattanooga (2nd), 1985
35	NC State (1st), 1986
35	Wake Forest (1st), 1998
35	Wake Forest (1st), 2000

### POINTS IN QUARTER

63	Cumberland (1st, 2nd), 1916
54	Cumberland (3rd), 1916
42	Cumberland (4th), 1916
32	UT-Chattanooga (4th), 1985
31	Vanderbilt (2nd), 2002
28	NC State (2nd), 1998
28	Texas A&M (4th), 1966
26	Georgia (4th), 1975
24	UT-Chattanooga (4th), 1988
24	Duke (1st), 1996
23	Georgia (2nd), 1990
23	North Carolina (2nd), 1998

# Gtech football 2003

## OPPONENT HIGHS

### TOTAL OFFENSE

Yards	Rush / Pass	Team, Year
667	386 / 349	Notre Dame, 1977
610	121 / 489	Duke, 1997
600	288 / 312	Virginia, 1998
594	357 / 237	Duke, 1968
587	98 / 489	Florida State, 1997
582	304 / 278	Florida State, 1993
581	294 / 287	Auburn, 1984
578	172 / 406	North Carolina, 1987
570	350 / 220	Georgia, 1981
559	163 / 396	Duke, 1987
556	346 / 210	Notre Dame, 1978
555	61/494	Wake Forest, 1998
552	230 / 322	Georgia, 2002

### PASS ATTEMPTS

Att	Cmp	Team, Year
65	41	Wake Forest, 1995
64	42	Wake Forest, 1998
63	37	Georgia, 2000
61	41	Duke, 1997
59	41	Virginia, 2002
57	25	Western Carolina, 1985
57	28	Brigham Young, 2002
56	30	Georgia, 1999
51	33	Florida State, 1997
51	41	Florida State, 1995
51	32	Maryland, 1995
51	32	Central Florida, 1996

### FIRST DOWNS

FD	Rush/Pass/Pen	Team, Year
38	14 / 21 / 3	Duke, 1987
37	6 / 27 / 4	Wake Forest, 1998
37	18 / 17 / 2	Florida State, 1993
36	22 / 12 / 2	Duke, 1968
34	10 / 23 / 1	Duke, 1997
34	20 / 12 / 2	Notre Dame, 1977
33	12 / 18 / 3	Georgia, 1999
32	23 / 6 / 3	North Carolina, 1982
30	2 / 26 / 2	Wake Forest, 1995
30	7 / 16 / 7	Maryland, 1993
30	16 / 11 / 3	North Carolina, 1993

### YARDS RUSHING

Yards	Att	Team, Year
431	78	Georgia, 1975
399	73	Duke, 1976
381	61	Auburn, 1979
377	57	Auburn, 1985
361	62	Alabama, 1982
357	70	Duke, 1968
357	63	Tennessee, 1976
353	69	Tennessee, 1979
350	59	Georgia, 1981

### YARDS PASSING

Yards	Team, Year
501	Wake Forest, 1995
494	Wake Forest, 1998
489	Duke, 1997
489	Florida State, 1997
463	Florida State, 2000
435	Georgia, 2000
415	Georgia, 1997
406	North Carolina, 1987
396	Duke, 1987
376	Georgia, 1999
372	Virginia, 2002

### PASS COMPLETIONS

Cmp	Att	Team, Year
42	64	Wake Forest, 1998
41	59	Virginia, 2002
41	61	Duke, 1997
41	51	Florida State, 1995
41	65	Wake Forest, 1995
37	63	Georgia, 2000
33	51	Florida State, 1997
32	51	Central Florida, 1996
32	51	Maryland, 1995

## OPPONENT LOWS

### TOTAL OFFENSE

Yds	Rush/Pass	Team, Year
32	-9 / 41	Florida, 1963
51	NA	The Citadel, 1952
67	54 / 13	Duke, 1961
73	66 / 7	Davidson, 1953
76	75 / 1	Florida, 1953
84	31 / 53	UT-Chattanooga, 1988
87	73 / 14	Vanderbilt, 1951
89	56 / 33	Texas A&M, 1966
90	63 / 27	SMU, 1957
91	79 / 12	Tulane, 1956

### YARDS RUSHING

Yds	Att	Team, Year
-30	24	Maryland, 1995
-20	25	Maryland, 1990
-11	36	Navy, 1970
-9	42	Florida, 1963
8	26	Central Florida, 2000
10	24	Duke, 1991
13	28	Arizona, 1995
17	34	Vanderbilt, 1966
20	22	Maryland, 2000
22	19	Wake Forest, 1996
22	29	Tulane, 1964
29	39	Tennessee, 1958
30	25	Virginia, 1976
30	NA	The Citadel, 1952

### YARDS PASSING

Yards	Team, Year
-3	South Carolina, 1949
-1	Georgia, 1958
0	Missouri, 1962
0	Georgia, 1974
0	Auburn, 1959
0	Alabama, 1953
1	Florida, 1953
6	Clemson, 1972
9	South Carolina, 1978

### PASS ATTEMPTS

Att	Cmp	Team, Year
1	1	Kentucky, 1958
1	0	Alabama, 1953
2	1	Alabama, 1958
2	0	Auburn, 1959
3	1	Alabama, 1963
3	2	Tennessee, 1961
3	1	Georgia, 1958
3	1	Florida, 1953

### PASS COMPLETIONS

Cmp	Att	Team, Year
0	7	Georgia, 1974
0	7	Missouri, 1962
0	2	Auburn, 1959
0	1	Alabama, 1953
1	3	Alabama, 1963
1	4	Alabama, 1959
1	1	Kentucky, 1958
1	2	Alabama, 1958
1	3	Georgia, 1958
1	4	Georgia, 1957
1	5	Tennessee, 1954
1	3	Florida, 1953
1	9	Davidson, 1953
1	6	Washington & Lee, 1949
2	Last time	Auburn, 1985

### FIRST DOWNS

FD	R / Ps / Pn	Team, Year
2	na	Tulane, 1933
2	2 / 0 / 0	Duke, 1955
3	2 / 1 / 0	SMU, 1957
4	3 / 1 / 0	Florida State, 1955
5	3 / 1 / 1	Tulane, 1956
5	4 / 0 / 1	Duke, 1961
6	5 / 1 / 0	LSU, 1955
6	3 / 2 / 1	Tulane, 1958
6	6 / 0 / 0	Alabama, 1958
6	5 / 1 / 0	Texas A&M, 1966
6	2 / 3 / 1	Auburn, 1966

# GT tech football 2003

## OPPONENT HIGHS

### YARDS RUSHING

Yards	Player, Team, Year
255	Vagas Ferguson, Notre Dame, 1974
242	Bo Jackson, Auburn, 1985
234	Randy Cuthbert, Duke, 1989
225	Herschel Walker, Georgia, 1981
224	Morgan Kane, Wake Forest, 1999
213	Thomas Jones, Virginia, 1999
212	Chris Downs, Maryland, 2002
207	Thomas Jones, Virginia, 1998
207	Verron Haynes, Georgia, 2001
205	Herschel Walker, Georgia, 1980
200	Mike Cloud, Boston College, 1998
196	Eddie Meyers, Navy, 1981

### YARDS PASSING

Yards	Player, Team, Year
501	Rusty LaRue, Wake Forest, 1995
443	Chris Weinke, Florida State, 2000
413	Cory Phillips, Georgia, 2000
415	Mike Bobo, Georgia, 1997
406	Mark Maye, North Carolina, 1987
396	Steve Slayden, Duke, 1987
388	Ronald Curry, North Carolina, 2000
372	Matt Schaub, Virginia, 2002
360	Oscar Davenport, North Carolina, 1997
352	Scott Milanovich, Maryland, 1995
351	Willie Perkins, W. Carolina, 1985
345	Quincy Carter, Georgia, 1999
344	Shawn Moore, Virginia, 1990
335	David Green, Duke, 1997



**MARCO COLEMAN** (right) had five of Tech's school-record 11 sacks as the Yellow Jackets held Maryland to minus-20 yards rushing in 1990. Coleman and Coleman Rudolph (left) combined for 40.5 sacks over the 1990 and 1991 seasons, when Tech set the school record with 45 sacks each year.

### PASS COMPLETIONS

Cmp	Player, Team, Year
41	Matt Schaub, Virginia, 2002
41	Rusty LaRue, Wake Forest, 1995
41	Danny Kanell, Florida State, 1995
36	Cory Phillips, Georgia, 2000
32	Scott Milanovich, Maryland, 1995
32	Bryson Spinner, Virginia, 2001
30	Mike Bobo, Georgia, 1997
30	Thad Busby, Florida State, 1997
30	Jeff Burger, Auburn, 1987
29	Quincy Carter, Georgia, 1999
29	Shaun Hill, Maryland, 2000

### PASS ATTEMPTS

Att	Player, Team, Year
65	Rusty LaRue, Wake Forest, 1995
62	Cory Phillips, Georgia, 2000
58	Matt Schaub, Virginia, 2002
56	Willie Perkins, Western Carolina, 1985
55	Quincy Carter, Georgia, 1999
51	Danny Kanell, Florida State, 1995
51	Scott Milanovich, Maryland, 1995
48	Tim Couch, UTC, 1985

### RECEIVING

Yards	Player, Team, Year
276	Corey Thomas, Duke, 1997
247	Randy Marriott, North Carolina, 1987
234	Herman Moore, Virginia, 1990



204	Cormac Carney, Air Force, 1978
189	Jermaine Lewis, Maryland, 1995
176	Todd Dixon, Wake Forest, 1990
174	Melvin Bonner, Baylor, 1992
169	Roger Boone, Duke, 1987
167	Vince Nowell, Western Carolina, 1985

### RECEPTIONS

Yards	Player, Team, Year
16	Corey Thomas, Duke, 1997
13	Jermaine Lewis, Maryland, 1995
13	Mark Militello, Duke, 1983
12	Roger Boone, Duke, 1987
12	Randy McMichael, Georgia, 2000
11	Damien Gary, Georgia, 2000
11	Cormac Carney, Air Force, 1978
11	Jammie Deese, Wake Forest, 1998
10	Most recent: Billy McMullen, Virginia, 2002

### MISC. OPPONENT SINGLE-GAME HIGHS

Most Plays—99 by Notre Dame, 1977;  
Duke, 1968  
Fewest Plays—31 by SMU, 1957  
Most TDs—10 by Notre Dame, 1977  
Most Rushing Att—79 by Alabama, 1979  
Fewest Rushing Att—17 by Wake  
Forest, 1995  
Most TDs Rushing—6 by Duke, 1968  
Most TDs Passing—6 by Duke, 1987  
Fewest First Downs Rushing—1 by Georgia,  
1961; Maryland, 1990; Arizona, 1995  
Fewest First Downs Passing—0,  
several times  
Most First Downs Passing—27 by  
Wake Forest, 1998  
Most First Downs Rushing—25 by Georgia,  
1975  
Most First Downs by Penalty—7 by  
Maryland, 1993  
Most Fumbles—8 by Furman, 1995  
Most Fumbles Recovered by Tech—6 vs.  
Furman, 1995  
Most Punt Returns—11 by Clemson, 1987  
Most Punt Return Yards—227 by Clemson,  
1987  
Most Punt Return TDs—1, several times  
Fewest Punt Return Yards—minus-9 by Navy,  
1974  
Most KO Returns—10 by Duke, 1966  
Most KO Return Yards—210 by Duke, 1966  
Most KO Return TDs—1, several times

# GTech football 2003

## STATISTICAL LEADERS

### ACC INDIVIDUAL LEADERS



Jerry Mays



John Dewberry



Jamal Cox

#### ALL-PURPOSE YARDAGE

		Rush	Rec	PR	KR	Yds	Avg
1989	Jerry Mays	1349	275	0	0	1624	147.6

#### PASSING EFFICIENCY

		G	Att	Cmp	Int	Pct	Yds	TD	Rtg
1985	John Dewberry	11	193	110	8	.570	1557	10	133.6
1998	Joe Hamilton	11	259	145	8	.560	2166	17	141.7
1999	Joe Hamilton	11	305	203	11	.666	3060	29	175.0

#### PASSING YARDS

Year	Player	Att-Cmp	Yards	PG
2001	George Godsey	249-384	3085	257.1

#### TOTAL OFFENSE

Year	Player	Plays	Yards	PG
1984	John Dewberry	303	2175	197.7
1999	Joe Hamilton	459	3794	344.9

#### RUSHING

Year	Player	Att	Yard	PG
1982	Robert Lavette	280	1208	109.8
1989	Jerry Mays	249	1349	122.6

#### RECEPTIONS PER GAME

Year	Player	G	Rec	PG
1996	Harvey Middleton	11	64	5.8

#### RECEIVING YARDS PER GAME

Year	Player	G	Yds	PG
1996	Harvey Middleton	11	804	73.1

#### PUNT RETURNS

Year	Player	No	Yds	Avg
1986	Riccardo Ingram	16	233	14.6
1998	Charlie Rogers	30	425	14.2

#### PUNTING

Year	Player	No	Yds	Avg
1982	Ron Rice (tie)	42	1789	42.6
1994	Jason Bender	55	2503	45.5
1997	Rodney Williams	47	2145	45.6

#### SCORING

Year	Player	TD	PAT	FG	Pts
1982	Robert Lavette	19	0	0	114

#### INTERCEPTIONS

Year	Player	No	Yds	PG
1990	Ken Swilling	5	34	0.6
1991	Willie Clay	9	66	0.8

#### TACKLES

Year	Player	G	Tkl	PG
1989	Eric Thomas, ILB	11	159	14.5
1994	Jamal Cox, ILB	11	146	13.3
1995	Keith Brooking, LB	11	146	13.3

#### QUARTERBACK SACKS

Year	Player	G	No	Yds
1990	Marco Coleman	11	13	59
1991	Coleman Rudolph	12	13	87
2001	Greg Gathers	12	10	68

### ACC TEAM LEADERS

#### RUSHING OFFENSE

Year	G	Yds	Avg
1984	11	2585	235.0

#### PASSING OFFENSE

Year	G	Yds	Avg
2001	12	3347	278.9

#### TOTAL OFFENSE

Year	G	Yds	Avg
1999	11	5599	509.0

#### SCORING OFFENSE

Year	G	Pts	Avg
1998	11	391	35.5
1999	11	448	40.7

#### TOTAL DEFENSE

Year	G	Yds	Avg
1984	11	3489	317.2

#### RUSHING DEFENSE

Year	G	Yds	Avg
1984	11	1622	147.5
1995	11	1003	91.2

#### PASS DEFENSE

Year	Att	Cmp	Yds	Avg
1985	317	156	1640	149.1
1986	253	129	1506	136.9
1988	252	129	1528	138.9

#### SCORING DEFENSE

Year	G	Pts	Avg
1984	11	201	18.3
1985	11	118	10.7

#### KICKOFF RETURNS

Year	No	Yds	Avg
1998	38	913	24.0

#### PUNT RETURNS

Year	No	Yds	Avg
1986	19	263	13.8
1998	37	490	13.2

#### NET PUNTING

Year	Pt-Avg	Rt-Yds	Avg
1997	46-45.5	19-220	40.7
1998	51-42.5	217-123	40.0

#### QUARTERBACK SACKS

Year	No	Yds	PG
1989	26	186	2.36
1990	45	239	4.09
1991	44	296	3.7

#### TURNOVER MARGIN

Year	Gain	Lost	Diff	Ratio
1990	40	26	+14	+1.3

## NCAA LEADERS

#### FIELD GOALS

Year	Player	FG
1963	Billy Lothridge	12-16

#### POINTS BY KICKING

Year	Player	PAT	FG	Pts
1952	Pepper Rodgers	4	4	48

#### KICKOFF RETURNS

Year	Player	KO	Yds	Avg
1978	Drew Hill	19	570	30.0

#### TOTAL OFFENSE

Year	G	Yds	Avg
1999	11	5599	509.0

#### SCORING DEFENSE

Year	G	Pts	Avg
1955	10	46	4.6
1956	10	33	3.3

#### TOTAL DEFENSE


Year	G	Yds	Avg
1948	10	1513	151.3

#### PASSING DEFENSE

Year	G	Yds	Avg
1957	10	334	33.4

# ALL-AMERICA

*These 47 Yellow Jackets earned first-team selection to at least one nationally-recognized all-America team.*



Maxie Baughan

**Maxie Baughan, C**  
*Bessemer, Ala.*

1959\* ..... AP, UPI, AFCA, TSN

**Ray Beck, G**  
*Cedartown, Ga.*

1951 ..... AP-D, NEA-D,  
FWAA, Colliers

**Don Bessillieu, DB**  
*Decatur, Ga.*

1978 ..... TSN

**Jim Breland, C**  
*Blacksburg, Va.*

1966\* ..... AP, UPI, NEA,  
AFCA, Central Press

**George Brodnax, E**  
*Atlanta, Ga.*

1948 ..... Colliers

**Chris Brown, T**  
*Augusta, Ga.*

2000\* ..... AP, AFCA, FWAA, FN

**Pete Brown, OC**  
*Rossville, Ga.*

1952 ..... AP

**Gerry Bussell, DB**  
*Jacksonville, Fla.*

1964 ..... TSN

**Walker Carpenter, T**  
*Newnan, Ga.*

1917 ..... Menke

**Marco Coleman, OLB**  
*Dayton, Ohio*

1990 ..... SH  
1991 ..... SH, FWAA

**Bobby Davis, T**  
*Columbus, Ga.*

1947\* ..... INS, UP, NEA, AFCA,  
Colliers, TSN, FWAA

**John Davis, T**  
*Ellijay, Ga.*

1985 ..... TSN

1986 ..... SH

**A.M. (Bum) Day, C**

1918\* ..... WCF

**Paul Duke, C**  
*Atlanta, Ga.*

1946\* ..... AP, UP, NEA,  
Colliers, AA, AFCA, WCF

**Bill Fincher, E**

1918\* ..... Menke

1920\* ..... WCF

**Smylie Gebhart, DE**  
*Meridian, Miss.*

1971 ..... AP

**Rufus Guthrie, G**  
*Atlanta, Ga.*

1962 ..... AFCA, FWAA

**Joe Guyon, T-HB**  
*White Earth, Minn.*

1918\* ..... Menke

**Joe Hamilton, QB**  
*Alvin, S.C.*

1999\* ..... AP, AFCA, FWAA,  
FN, WC

**Leon Hardeman, HB**  
*Lafayette, Ga.*

1952 ..... INS, AA, TSN

**Harvey Hardy, G**  
*Marion, Ala.*

1942\* ..... INS, UP, NEA, *Newsweek*

**Bill Healy, DG**

1948 ..... NEA, INS, TSN, FWAA

**Robert L. Ison, E**

1939 ..... Hearst



Walker Carpenter



Marco Coleman



Bobby Davis



Bill Fincher




Buck Flowers




Don Bessillieu



Jim Breland



Chris Brown



Gerry Bussell



# ALL-AMERICA



Smylie Gebhart



Billy Lothridge



Billy Martin



George Morris



Larry Morris

**Billy Lothridge, QB**  
*Gainesville, Ga.*

1963 ..... AP, FWAA

**Billy Martin, E**  
*Gainesville, Ga.*

1963 ..... NEA, TSN

**Buck Martin, E**  
*Haleyville, Ala.*

1952 ..... Colliers

**Hal Miller, OT**  
*Kingsport, Tenn.*

1952\* ..... UP, NEA, TSN, FWAA

**Warner Mizell, HB**

1928 ..... INS, NANA

**Bobby Moorhead, DB**  
*Miami, Fla.*

1952 ..... AP, INS

**George Morris, LB**  
*Vicksburg, Miss.*

1952 ..... NEA, FWAA

**Larry Morris, C**  
*Decatur, Ga.*

1953\* ..... AP, UP, AA,  
Colliers, TSN

**Craig Page, C**  
*Jupiter, Fla.*

1998\* ..... AP, FWAA, TSN

**Rock Perdoni, DT**  
*Wellesley, Mass.*

1970\* ..... AP, UPI, AFCA, FWAA,  
TSN, Central Press, WCF

**Peter Pund, C**  
*Augusta, Ga.*

1928\* ..... INS, WCF, AA,  
Colliers, UP, NEA

**Randy Rhino, DB**  
*Charlotte, N.C.*

1972 ..... FWAA  
1973\* ..... UPI, AFCA, WCF  
1974 ..... WCF

**Coleman Rudolph, DT**  
*Valdosta, Ga.*

1992 ..... WCF, SH, TSN

**Lucius Sanford, LB**  
*Atlanta, Ga.*

1977 ..... AFCA, TSN

**Scott Sisson, K**  
*Marietta, Ga.*

1992 ..... WCF

**Lenny Snow, TB**  
*Daytona Beach, Fla.*

1966 ..... FWAA

**Frank Speer, T**  
*Atlanta, Ga.*

1928 ..... AP

**John Steber, G**

1943 ..... INS, AP, AA, WCF

**Don Stephenson, C**  
*Bessemer, Ala.*

1956 ..... FWAA  
1957 ..... UPI, TSN

**Everett Strupper, HB**

1917\* ..... Menke, NEA

**Ken Swilling, FS**  
*Toccoa, Ga.*

1990\*# ..... AP, UPI, SH, AFCA,  
FWAA, WCF, TSN, FN

**Pat Swilling, DE**  
*Toccoa, Ga.*

1985 ..... FWAA

**Phil Tinsley, E**  
*Bessemer, Ala.*

1944\* ..... INS, AP, NEA, WCF,  
AA, Colliers, FN, TSN

**Lamar Wheat, DT**  
*Chattanooga, Tenn.*

1951 ..... INS

\* *Consensus All-America*



Craig Page




Rock Perdoni



Randy Rhino



Lucius Sanford



Lenny Snow

# ALL-AMERICA



**EVERETT STRUPPER** (above) and Walker Carpenter were the first players from the Deep South to be named to a nationally-recognized all-America team.



**SIX PACK:** Tech's national championship team of 1952 featured six first-team all-America players. From left, HB Leon Hardeman, LB George Morris, E Buck Martin, DB Bobby Moorhead, C Pete Brown and T Hal Miller.

## 1916

**George "Pup" Phillips, C**  
*WCF (3rd)*

## 1917

**Walker "Big Six" Carpenter, T**  
*Menke (1st), WCF (unknown)*

**Joe Guyon, HB**  
*NEA (2nd), WCF (unknown)*

**Judy Harlan, FB**  
*WCF (unknown)*

**Albert "Buster" Hill, QB**  
*INS (2nd), WCF (Unknown)*

**George "Pup" Phillips, C**  
*WCF (unknown)*

**Everett Strupper, HB\***  
*Menke (1st), NEA (1st), INS (2nd),  
WCF (unknown)*

## 1918

**Ashel "Bum" Day, C\***  
*WCF (1st)*

**Bill Fincher, E\***  
*Menke (1st), WCF (2nd)*

**Ralph "Buck" Flowers, FB**  
*WCF (2nd)*

**Joe Guyon, HB\***  
*Menke (1st)*

## 1920

**Bill Fincher, E\***  
*WCF (1st)*

**Ralph "Buck" Flowers, FB**  
*INS (3rd)*

## 1921

**David "Red" Barron, FB**  
*WCF (3rd), INS (3rd)*

**Judy Harlan, FB**  
*Football World (3rd), NEA (3rd)*

## 1922

**David "Red" Barron, FB**  
*WCF (2nd), Menke (2nd)*

## 1924

**Walter Godwin, G**  
*INS (3rd)*

**Doug Wycoff, FB**  
*INS (2nd)*

## 1925

**Walter Godwin, G**  
*Grantland Rice (2nd)*

**Doug Wycoff, FB**  
*UP (2nd), INS (3rd)*

## 1928

**Roy "Father" Lumpkin, FB**  
*NEA (3rd)*

**Warner Mizell, HB**  
*NANA (1st), INS (1st), AP (2nd),  
UP (2nd), Central Press (2nd),  
NEA (2nd), AA Board (3rd)*

**Peter Pund, C\***  
*Grantland Rice (1st), AA Board (1st), UP  
(1st), NEA (1st), INS (1st), NANA (2nd),  
Central Press (2nd), AP (3rd)*

**Frank Speer, T**  
*AP (1st)*

## 1930

**Vance Maree**  
*INS (3rd)*

## 1937

**Bill Jordan, E**  
*AP (2nd), INS (2nd), NEA (3rd)*

## 1938

**Jack Chivington, G**  
*Hearst (2nd)*

# ALL-AMERICA

**1939**

**Bob Ison, E**

*Hearst (1st), Central Press (3rd),  
NEA (3rd)*

**1940**

**Bob Ison, E**

*UP (3rd)*

**1942**

**Clint Castleberry, RB**

*UP (2nd), INS (2nd), NEA (2nd),  
TSN (3rd), AP (3rd)*

**Harvey Hardy, G \***

*UP (1st), INS (1st), NEA (1st), Central  
Press (1st), Newsweek (1st), AP (2nd)*

**Ed Ryckele, G**

*Football News (2nd)*

**1943**

**George Manning, C**

*TSN (2nd)*

**Eddie Prokop, HB**

*AP (2nd), UP (2nd), TSN (2nd), INS  
(2nd), Central Press (2nd), FD (2nd)*

**John Steber, G**

*AP (1st), AA Board (1st), INS (1st),  
UP (2nd), TSN (2nd)*

**1944**

**Phil Tinsley, E \***

*AA Board (1st), TSN (1st), AP (1st), INS  
(1st), NEA (1st), WCF (1st), FN (1st),  
Central Press (1st), Grantland Rice (1st),  
UP (2nd), FWAA (2nd), FD (2nd)*

**Frank Broyles, HB**

*FWAA (2nd)*

**1946**

**Paul Duke, C \***

*AP (1st), UP (1st), NEA (1st), WCF (1st),  
Colliers (1st), AA Board (1st), AFCA (1st),  
FWAA (2nd)*

**Bobby Davis, T**

*FWAA (3rd)*

**1947**

**Bobby Davis, T \***

*INS (1st), UP (1st), AFCA (1st), Colliers  
(1st), FWAA (1st), TSN (1st), NEA (1st)*

**Bill Healy, DG**

*FWAA (3rd)*

## RETIRED JERSEY #19

**Clint Castleberry, RB**

**Lettered 1942**

**Killed in World War II**

**1948**

**George Brodnax, E**

*Colliers (1st)*

**Bill Healy, DG**

*NEA (1st), INS (1st), TSN (1st), FWAA (1st)*

**1951**

**Ray Beck, G**

*AP (1st), NEA (1st), FWAA (1st),  
Colliers (1st)*

**Lamar Wheat, DT**

*INS (1st)*

**1952**

**Pete Brown, C**

*AP (1st), NEA (2nd)*

**Leon Hardeman, HB**

*INS (1st), AA Board (1st), TSN (1st),  
NEA (2nd), UP (2nd)*

**Buck Martin, E**

*Colliers (1st)*

**Hal Miller, OT \***

*UP (1st), NEA (1st), TSN (1st), FWAA (1st)*

**Bobby Moorhead, DB**

*AP (1st), INS (1st)*

**George Morris, LB**

*NEA (1st), FWAA (1st), AP (2nd)*

**1953**

**Larry Morris, C \***

*AP (1st), UP (1st), AA Board (1st),  
Colliers (1st), TSN (1st), INS (2nd)*

**1955**

**Franklin Brooks, G**

*UP (3rd)*


**1956**

**Allen Ecker, G**

*UP (2nd)*

**Don Stephenson, C**

*FWAA (1st), AP (2nd), UP (3rd)*



**ALL-AMERICA CENTER Jim**

*Breland also earned Academic All-America  
honors in 1966.*

**1957**

**Don Stephenson, C**

*UPI (1st), TSN (1st)*

**1959**

**Maxie Baughan, C \***

*AP (1st), UPI (1st), AFCA (1st), FN (1st),  
TSN (1st)*

**1961**

**Rufus Guthrie, G**

*TSN (3rd)*

## LEGEND OF ALL-AMERICA TEAMS

AA Board .....	All-America Board
AP .....	Associated Press
UP/UI .....	United Press/International
INS .....	International News Service
WCF .....	Walter Camp Foundation
AFCA .....	Football Coaches
FWAA .....	Football Writers Association
TSN .....	The Sporting News
FN .....	Football News
FD .....	Football Digest
SH .....	Scripps-Howard News Service
Menke .....	Frank Menke Syndicate
NANA .....	North American Newspaper Alliance
NEA .....	Newspaper Enterprise Association

\* Consensus All-America (received a majority of  
votes at their positions by the various all-  
America selectors)

# Unanimous All-America

# ALL-AMERICA

## 1962

### Rufus Guthrie, G

*AFCA (1st), FWAA (1st), FN (1st),  
NEA (2nd), AP (2nd), UPI (2nd)*

### Billy Lothridge, QB

*UPI (3rd)*

### Mike McNames, FB

*NEA (3rd)*

### Dave Watson, G

*UPI (3rd)*

## 1963

### Billy Lothridge, QB

*AP (1st), FWAA (1st), UPI (2nd)*

### Billy Martin, E

*NEA (1st), TSN (1st), UPI (2nd)*

## 1964

### Gerry Bussell, DB

*TSN (1st)*

### Bill Curry, C

*AFCA (2nd)*

## 1966

### Lenny Snow, TB

*FWAA (1st), FN (2nd)*

### Jim Breland, C\*

*AP (1st), UPI (1st), NEA (1st), AFCA (1st),  
FN (1st), Central Press (1st)*

## 1969

### Rock Perdoni, DT

*AP (3rd)*

## 1970

### Rock Perdoni, DT\*

*AP (1st), UPI (1st), AFCA (1st), WCF (1st),  
FWAA (1st), TSN (1st), Central Press (1st)*



**TIMES THREE:** Defensive back Randy Rhino is the only three-time first-team all-America in Georgia Tech history.

## 1971

### Smylie Gebhart, DE

*AP (1st)*

## 1972

### Randy Rhino, DB

*FWAA (1st), AP (2nd)*

## 1973

### Randy Rhino, DB\*

*UPI (1st), AFCA (1st), WCF (1st)*

## 1974

### Randy Rhino, DB

*WCF (1st), AP (2nd), UPI (2nd)*

## 1975

### Leo Tierney, C

*AP (3rd)*

## 1976

### Leo Tierney, C

*UPI (2nd), AP (3rd)*

## 1977

### Lucius Sanford, LB

*AFCA (1st), TSN (1st), AP (2nd)*

## 1978

### Don Bessilieu, DB

*TSN (1st)*

### Eddie Lee Ivery, RB

*AP (2nd), UPI (2nd)*

## 1984

### Robert Lavette, RB

*FN (3rd)*

## 1985

### John Davis, OL

*TSN (1st), FN (2nd)*

### Pat Swilling, OLB

*FWAA (1st), FN (3rd)*

## 1986

### John Davis, OL

*SH (1st), UPI (2nd)*

## 1989

### Ken Swilling, FS

*AP (3rd)*

## 1990

### Marco Coleman, OLB

*SH (1st)*

### Ken Swilling, FS\*#

*AP (1st), UPI (1st), WCF (1st), AFCA (1st),  
FWAA (1st), TSN (1st), FN (1st)*

## 1991

### Willie Clay, CB

*AP (2nd), UPI (2nd), TSN (2nd), FN (2nd)*

### Marco Coleman, OLB

*FWAA (1st), SH (1st), AP (2nd),  
UPI (2nd), FN (2nd), TSN (2nd)*



## CENTERS OF ATTENTION

*In 1998, center Craig Page became the 10th Georgia Tech center to earn first-team all-America honors, more than any other position. Three are in the College Football Hall of Fame: Baughan, Morris and Pund.*

Maxie Baughan

Jim Breland

Pete Brown

"Bum" Day

John Davis

Paul Duke

Larry Morris

Craig Page

Peter Pund

Don Stephenson

# ALL-AMERICA

## 1992

### Coleman Rudolph, DT

WCF (1st), TSN (1st), SH (1st),  
AP (2nd), FN (2nd)

### Scott Sisson, K

WCF (1st), AP (2nd), TSN (2nd), FN (2nd)

## 1994

### Jason Bender, P

AP (3rd), College Sports Mag. (3rd)

## 1996

### Curtis McGee, T

FN (3rd)

## 1997

### Rodney Williams, P

FN (3rd)

## 1998

### Craig Page, C \*

AP (1st), FWAA (1st), TSN (1st), FN (2nd)

## 1999

### Joe Hamilton, QB \*

AP (1st), FWAA (1st), AFCA (1st),  
WCF (1st), FN (1st), TSN (2nd)

### Jon Carman, T

TSN (2nd), AP (3rd), FN (3rd)

## 2000


### Chris Brown, T \*

AP (1st), FWAA (1st), AFCA (1st),  
FN (1st), TSN (2nd)

## 2001

### Greg Gathers, DE

FN (2nd), TSN (2nd)



**FULL OF HOPE:** Safety Ken Swilling was a consensus first-team all-America for Tech's 1990 national championship squad.

## YELLOW JACKETS IN ALL-STAR GAMES

### SENIOR BOWL

#### Mobile, Ala.

1951	Bob Bossons, C
1952	Ray Beck, G
	Ken Snyder, T
	Lamar Wheat, T
1954	Dave Davis, E
	Glenn Turner, B
1955	Bill Sennett, E
1957	Wade Mitchell, QB
	George Volkert, B
1958	Jerry Nabors, E
1961	Taz Anderson, B
	Gerald Burch, E
	Billy Shaw, T
1963	Rufus Guthrie, G
	Larry Stallings, G
1964	Ted Davis, C
	Billy Lothridge, B
	Billy Martin, E
1965	Bill Curry, C
1975	Jimmy Robinson, WR
1978	Lucius Sanford, LB
1979	Don Bessillieu, DB
	Kent Hill, OL
1982	Mike Kelley, QB
1985	Robert Lavette, RB
1986	Pat Swilling, DE
	Mike Travis, DB
1990	Darryl Jenkins, T

1991

Ken Swilling, DB  
Willie Clay, DB  
Mike Mooney, T  
Coleman Rudolph, DT  
Jamal Cox, ILB  
Michael Cheever, C  
Ryan Stewart, SS  
Nathan Perryman, CB  
Keith Brooking, LB  
Joe Hamilton, QB  
Chris Brown, T  
Kelly Campbell, WR

### BLUE-GRAY GAME

#### Montgomery, Ala.

1945	Paul Duke, C
1948	George Brodnax, E
1962	Mike McNames, FB
	Bobby Caldwell, C
	Ed Griffin, T
1970	Richard Gardner, G
	Bubba Hoats, DB
1972	Rick Lantz, T
	Brad Bourne, T
1974	Jimmy Robinson, WR
	Billy Shields, T
	Joe Harris, LB
	Randy Rhino, DB
1975	Rick Gibney, T
1979	Henry Johnson, LB
	Al Richardson, LB

1980

1981	Mike Kelley, QB
1982	David Lutz, T
1986	Reginald Rutland, DB
	Gary Lee, WR
	John Davis, G
1987	Rick Strom, QB
	Paul Jurgensen, DE
1989	Sean Smith, DT
1992	Shawn Jones, QB
1993	Dorsey Levens, RB
1994	Jamal Cox, ILB

### EAST-WEST SHRINE GAME

#### Palo Alto, Calif.

1925	Douglas Wycoff, FB
1967	Randall Edmunds, LB
1968	Terry Story, OT
1976	Leo Tierney, C
1978	Don Bessillieu, DB
1997	Ron Rogers, LB
1998	Rodney Williams, P
2001	George Godsey, QB
	Chris Young, DB

### JAPAN BOWL

#### Tokyo, Japan

1985	Andy Hearn, C
1986	John Davis, T
1989	Jerry Mays, RB

### HULA BOWL

#### Honolulu, Hawaii

1955	Larry Morris, C
1958	Don Stephenson, C
1960	Maxie Baughan, C
1963	Dave Watson, G
1971	Renso Perdoni, T
1972	Smylie Gebhart, DE
	Jeff Ford, DB
1975	Randy Rhino, DB
1979	Eddie Lee Ivery, RB
1984	Jack Westbrook, DB
1985	Robert Lavette, RB
1988	Willis Crockett, LB
1991	Ken Swilling, DB
1993	Dorsey Levens, RB
1997	Harvey Middleton, SE

### GRIDIRON CLASSIC

#### Orlando, Fla.

1998	Jason Bostic, CB
	Delaunta Cameron, LB
	Craig Page, C
	Jesse Tarplin, DE
	Chris Myers, TE
2000	Felipe Claybrooks, DE
	Brent Key, G
2001	George Godsey
	Nick Rogers, DE
2002	Kerry Watkins, WR
	Recardo Wimbush, LB

# NATIONAL HONORS



## NATIONAL COACH OF THE YEAR

**William Alexander, 1942**  
AFCA

**Bobby Dodd, 1952**  
*New York Daily News*

**Bobby Ross, 1990**  
Kodak/AFCA, UPI, Walter Camp,  
Bobby Dodd Award, Bear Bryant  
Award/FWAA, Chevrolet/CBS-TV,  
*The Sporting News, Football  
News, Scripps-Howard*

**George O'Leary, 2000**  
Bobby Dodd Award



**JOE HAMILTON** received the 1999 Davey O'Brien Award, the first Tech player ever to win a national award. Hamilton and quarterback Billy Lothridge (above right) each finished second in the Heisman Trophy race.

## BROYLES AWARD

### *Assistant Coach*

1998 Ralph Friedgen (Finalist)  
1999 RALPH FRIEDGEN (WINNER)

## MAXWELL AWARD

1999 Joe Hamilton, QB (Finalist)

## JOHNNY UNITAS AWARD

### *Senior Quarterback*

1992 Shawn Jones (Finalist)  
1999 Joe Hamilton (Finalist)

## DAVEY O'BRIEN NATIONAL QUARTERBACK AWARD

### *Quarterback*

1992 Shawn Jones (Finalist)  
1999 JOE HAMILTON (WINNER)

## JIM THORPE AWARD

### *Defensive Back*

1989 Ken Swilling (6th)  
1990 Ken Swilling (Finalist/3rd)  
1991 Willie Clay (Semifinalist)

## BUTKUS AWARD

### *Linebacker*

1991 Marco Coleman (Finalist)

## HEISMAN TROPHY

1942 Clint Castleberry, HB (3rd)  
1943 Eddie Prokop, HB (5th)  
1962 Billy Lothridge, QB (8th)  
1963 Billy Lothridge, QB (2nd)  
1966 Lenny Snow, TB (14th)  
1978 Eddie Lee Ivery, TB (8th)  
1999 Joe Hamilton, QB (2nd)

## LOMBARDI AWARD

### *Lineman*

1970 Rock Perdoni (Finalist)  
1992 Coleman Rudolph (Semifinalist)

## OUTLAND TROPHY

### *Lineman*

1998 Craig Page, C (Finalist)

## BILETNIKOFF AWARD

### *Receiver*

1998 Dez White (Semifinalist)  
1999 Dez White (Semifinalist)

## LOU GROZA AWARD

### *Placekicker*

1992 Scott Sisson (Finalist)  
2000 Luke Manget (Semifinalist)

## MOSI TATUPU AWARD

### *Special Teams*

1997 Rodney Williams (Finalist)  
1998 Rodney Williams (Finalist)  
2001 Kelly Campbell (Finalist)

## PRESEASON ALL-AMERICA

### *by Playboy Magazine*

1962 Dave Watson, G  
1970 Rock Perdoni, DL  
1974 Randy Rhino, DB  
1976 Leo Tierney, C  
1977 Lucius Sanford, LB  
1987 Riccardo Ingram, DB  
1991 Ken Swilling, DB  
Marco Coleman, OLB  
2002 Dan Dyke, P (scholar-athlete)

## NATIONAL PLAYER OF THE WEEK

### *by Sports Illustrated magazine*

Kim King, QB ..... Tennessee (10-8-66)  
John Davis, T ..... Clemson (10-29-84)  
Andre Thomas, DB ..... South Carolina  
(10-15-88)  
Ken Swilling, DB ..... Clemson (10-13-89)

# ACADEMIC HONORS

## VERIZON ACADEMIC ALL-AMERICA

*Chosen by College Sports Information Directors of America*



**DAN DYKE** was a four-time Verizon Academic All-America who received an NCAA Postgraduate Scholarship.

**1952**

Ed Gossage, G  
George Morris, LB  
Cecil Trainer, E

**1954**

John Hunsinger, FB

**1955**

Wade Mitchell, QB

**1956**

Allen Ecker, G

**1966**

Jim Breland, C  
W.J. Blane, LB  
Bill Eastman, DB

**1967**

Bill Eastman, DB

**1980**

Sheldon Fox, LB

**1982**

Ellis Gardner, T

**1989**

Stefen Scotton, FB (2nd)

**STEVE RAIBLE**, a former Tech and NFL standout, received the NCAA Silver Anniversary Award for 2000.

**1990**

Stefen Scotton, FB (1st)

**1999**

Dan Dyke, P (1st)

**2000**

Dan Dyke, P (1st)

**2001**

Dan Dyke, P (1st)

**2002**

Dan Dyke, P (1st)



## VERIZON ACADEMIC ALL-DISTRICT III

*Georgia, Florida, North Carolina, South Carolina & Virginia*

**1995**

Grant Baynham, TE

**1996**

Grant Baynham, TE  
Dave Frakes, K

**1997**

Dave Frakes, K

**1999**

Dan Dyke, P

**2000**

Dan Dyke, P

**2001**

Dan Dyke, P

**2002**

Dan Dyke, P  
Jeremy Muyres, FS

## Verizon Academic All-America Hall of Fame

### WADE MITCHELL Inducted in 1996

*The Verizon Academic All-America Hall of Fame recognizes former Academic All-America student-athletes who graduated at least 10 years ago and have gone on to great success after athletics. Wade Mitchell became the first Georgia Tech graduate to be inducted in 1996. An Academic All-America in 1955, the former standout quarterback and safety went on to become a prominent Atlanta banking executive.*



## NCAA Silver Anniversary Award

1980 ..... Larry Morris (1955)  
2000 ..... Steve Raible (1975)

## NCAA Postgraduate Scholars

1968 ..... Bill Eastman  
1975 ..... James Robinson  
1981 ..... Sheldon Fox  
1983 ..... Ellis Gardner  
1986 ..... John Ivmeyer  
2002 ..... Dan Dyke

## National Football Foundation Scholars

1968 ..... Bill Eastman  
1980 ..... Sheldon Fox

# HALL OF FAME

## NATIONAL FOOTBALL FOUNDATION COLLEGE FOOTBALL HALL OF FAME

Name (Year Elected) .....	At Tech
William A. Alexander, Coach (1951) .....	1920-1944
Maxie Baughan, Center (1988) .....	1957-1959
Ray Beck, Guard (1997) .....	1949-1951
Bobby Davis, Tackle (1978) .....	1945-1947
Bobby Dodd, Coach (1993*) .....	1945-1966
Bill Fincher, End-Tackle .....	1918-1921
Buck Flowers, Halfback (1955) .....	1918-1921
George Gardner, College Football Official .....	1933-1948
Bobby Gaston, College Football Official (1996) .....	1943
Joe Guyon, Halfback-Tackle (1971) .....	1917-1918
John W. Heisman, Coach (1954) .....	1904-1919
George Morris, Linebacker (1981) .....	1950-1952
Larry Morris, Center-Linebacker (1992) .....	1951-1954
Randy Rhino, Defensive Back (2002) .....	1972-1974
Peter Pund, Center (1963) .....	1926-1928
Everett Strupper, Halfback (1972) .....	1915-1917

\* Elected as a player in 1959

## HELMS FOOTBALL HALL OF FAME

John W. Heisman, Coach .....	1904-1919
William A. Alexander, Coach .....	1920-1944
Bobby Dodd, Coach .....	1945-1966
Ned West, Sports Information Director .....	1952-1976
Walker Carpenter, Tackle .....	1915-1917
Everett Strupper, Halfback .....	1915-1917
Bill Fincher, End-Tackle .....	1918-1920
Don Stephenson, Center .....	1955-1957



**HALL OF FAME:** Georgia Tech has added two members to the College Football Hall of Fame in recent years with Ray Beck and Randy Rhino. Ray Beck (left photo, center), an all-America guard in 1951, is pictured with another Tech Hall of Famer, George Morris (left) and Director of Athletics Dave Braine (right) upon his induction in 1997. Rhino, Tech's only three-time, first-team all-America was the 16th Yellow Jacket to be inducted into the College Football Hall of Fame with his selection in the Class of 2002.

## BOBBY DODD

Georgia Tech  
Head Coach  
1945-1966



*Georgia Tech's legendary coach Bobby Dodd was inducted posthumously into the College Football Hall of Fame in December of 1993. Also in the Hall of Fame for his playing career at Tennessee, Dodd and Amos Alonzo Stagg are the only inductees enshrined as both player and coach.*






# TECH HALL OF FAME

## PLAYERS

Name, Pos., Last Yr.	Yr Inducted
Taz Anderson, E, 1960	1982
D.I. "Red" Barron, HB, 1922*	1959
Maxie Baughan, C, 1959*	1965
Ray Beck, G, 1953*	1956
Don Bessillieu, DB, 1978	1986
Watkins J. Blaine, LB, 1966	1991
Bob Bossons, C, 1950	1968
Dinky Bowen, HB, 1949	1974
Jim Breland, C, 1967	1978
George Brodnax, E, 1949*	1964
Franklin Brooks, G, 1957	1970
J.L. Brooks, G, 1939	1975
Lob Brown, T-E, 1905	1966
Pete Brown, C, 1952*	1974
Frank Broyles, QB-HB, 1946*	1960
Gerry Bussell, DB, 1964	1986
Walker Carpenter, T, 1918	1965
Clint Castleberry, HB, 1942*	1956
N.M. "Hawk" Cavette, G-P, 1941	1972
Jack Chivington, C, 1939	1977
Lewis "Automobile" Clark, FB, 1905	1961
Willie Clay, CB, 1991	2002
Marco Coleman, DE, 1991	2001
Tom Coleman, Jr., T, 1949	2001
Darrell Crawford, QB, 1953	1975
Brent Cunningham, HB, 1971	1982
Bill Curry, C, 1964*	1969
Bobby Davis, T, 1947*	1956
J.W. "Twenty Percent" Davis, FB, 1909	1958
Oscar Davis, G, 1922	1964
Ted Davis, E, 1963	1980
John Davis, T, 1986	1991
W.A. "Wink" Davis, HB, 1933	1986
A.M. "Bum" Day, C, 1918	1984
Craig Day, E, 1905	1962
John Dewberry, QB, 1985	1992
Raleigh Drennon, G, 1929	1975
Paul Duke, C, 1946*	1963
Bill Eastman, DB, 1967	1985
Allen Ecker, G, 1957	1978
Howard Ector, FB-QB, 1939	1960
Pete Ferris, E, 1951	1980
K.J. "Wooch" Fielder, HB, 1914	1961
Bill Fincher, E-T, 1920*	1956
Middleton FitzSimmons, G, 1937	1974
Buck Flowers, HB, 1920*	1956
Jeff Ford, DB, 1971	1983
George Gardner, E, 1925*	1965
Smylie Gebhart, E, 1971	1980
Roy Goree, E, 1912	1976
Johnny Gresham, HB, 1965	1978
Rufus Guthrie, G, 1963*	1971
Joe Guyon, HB, 1918*	1956
Henry Hair, E, 1954	1975
Leon Hardeman, HB, 1953*	1961
Harvey Hardy, G, 1943	1968
Judy Harlan, FB, 1921	1960
Joe Harris, LB, 1974	2000
Bill Healy, G, 1949*	1956
Bunky Henry, K, 1966	1984
Sam Hensley, E, 1954	1971
Harrison Hightower, HB, 1909	1970
Albert Hill, QB, 1917	1966
Drew Hill, WR, 1978	1998



**HALL OF FAME** *Class of 2002, Willie Clay (left) and Class of 2001, Marco Coleman*

John Hunsinger, RB, 1954	1996
Riccardo Ingram, FS, 1987	1995
Bob Ison, E, 1940	1956
Eddie Lee Ivery, HB, 1978	1983
Ed Jones, E, 1937	1971
Tom Jones, E, 1931	1975
Bill Jordan, E, 1938	1956
Jimmy Jordan, HB, 1949	1971
Mike Kelley, QB, 1981	1991
Kim King, QB, 1968*	1978
M.J. "Dutch" Konemann, HB, 1936	1969
Robert Lavette, RB, 1984	1990
C.D. LeBey, G, 1921	1979
Al Loeb, C, 1914	1959
Billy Lothridge, QB, 1963*	1969
Vance Maree, T, 1931	1971
Billy Martin, E, 1964	1969
Buck Martin, E, 1953	1970
George Mathews, HB, 1947*	1973
Jerry Mays, RB, 1989	1997
Eddie McAshan, QB, 1972	1995
Jack McDonough, QB, 1923	1962
Pat McHugh, HB, 1946	1973
Gus Merkle, E, 1926	1972
Hal Miller, T, 1953*	1964
Wade Mitchell, QB, 1956	1976
Walter Mitchell, E, 1923	1968
Warner Mizell, HB, 1929	1974
Bobby Moorhead, DB, 1952	1971
George Morris, C, 1952*	1956
Larry Morris, C, 1954*	1959
Buck Murphy, QB-LB, 1939	1972
Jerry Nabors, E, 1957	1986
H.C. "Monk" Neblett, C, 1932	1974
Ken Owen, FB, 1957	1979
Pat Patterson, T, 1912	1977
James "Red" Patton, 1950	2002
Renso "Rock" Perdoni, T, 1970	1979
George Phillips, C, 1919*	1968
Jack Phillips, FB, 1934	1979
Jerry Priestley, QB, 1965	1982
Eddie Prokop, HB, 1943	1969
H.R. "Peter" Pund, C, 1928*	1958
Randy Rhino, DB, 1974*	1981
L.W. "Chip" Robert, HB, 1908*	1959
Jimmy Robinson, E, 1974	1981
Franklin "Pepper" Rodgers, QB, 1953	1970
Ted Roof, LB, 1985	1998
Paul Rotenberry, HB, 1956	1962
Lucius Sanford, LB, 1977	1985
Billy Shaw, T, 1960*	1979
Billy Shields, T, 1974	1985
John Sias, E, 1968	1982

David Sims, HB, 1976	1984
Fletcher Sims, HB, 1937	1968
Jim Slocum, E, 1933	1979
George Smith, E, 1938	1979
Lenny Snow, HB, 1967	1976
Lum Snyder, T, 1952	1968
Jimmy Southard, QB, 1949	1994
Frank Speer, T, 1930	1971
Tommy Spence, FB, 1917	1976
Larry Stallings, T, 1962	1979
Albert Staton, E-T, 1922*	1963
John Staton, E, 1924	1965
John Steber, G, 1946	1975
Don Stephenson, C, 1957*	1966
Everett "Strup" Strupper, HB, 1917*	1956
Ken Swilling, FS, 1991	2001
Pat Swilling, DE, 1985	1991
Bill Teas, HB, 1954	1963
Mack Tharpe, T, 1926	1961
Bob Tharpe, T, 1934	1966
J.G. "Stumpy" Thomason, HB, 1928	1958
Jesse Thrash, T, 1903	1962
Phil Tinsley, E, 1946	1970
Glenn Turner, FB, 1953	1977
Orville Vereen, G, 1955	1977
Reggie Wilkes, DE, 1977	1989
Dave Watson, G, 1963	1980
Lamar Wheat, T, 1953	1968
Pee Wee Williams, T, 1934	na
Dr. Sid Williams, 1951	1999
Charlie Wood, T, 1940	1973
Doug Wycoff, FB, 1925*	1956

## COACHES

Gen. Leonard Wood, 1893-1894	1964
John W. Heisman, 1904-1919*	1964
William A. Alexander, 1920-1944*	1963
R.L. "Bobby" Dodd, 1945-1966*	1967

## TRAINERS

H.L. "Buck" Andel, 1948-68	1968
----------------------------	------

## STUDENT MANAGERS

Frank Peebles, 1949	1979
Ted Arno, 1948	1982
L. Massey Clarkson, Jr., 1949	1979
Charles E. Reeves, 1959	1981
Hiram C. Allen III, 1951	1985

## STUDENT TRAINERS

John Van Houten, 1959	1979
Sam F. "Bo" Burke, Jr., 1968	1984
Edward P. West, Jr., 1972	1986
Charles R. LaVallee, 1968	1986
Tommy Roberts, 1980	1990

## SPORTS INFORMATION

Ned West, 1952-1976	1976
---------------------	------

## HONORARY

Al Ciraldo, "Voice of the Rambling Wreck"

\* Member of State of Georgia Sports Hall of Fame

# ALL-ACC



## ACC 50TH ANNIVERSARY FOOTBALL TEAM

Marco Coleman  
Joe Hamilton  
Ken Swilling

### 1982

Robert Lavette, TB

### 1984

John Dewberry, QB  
Tony Kepano, G (AP)  
Robert Lavette, TB  
Ken Whisenhunt, TE

### 1985

Cleve Pounds, DB  
Ted Roof, LB  
Pat Swilling, DE

### 1986

Kyle Ambrose, DT  
John Davis, C  
Riccardo Ingram, DB

### 1988

Cedric Stallworth, DB  
Willis Crockett, LB

### 1989 \*

Jerry Mays, RB (AP-1st; UPI-1st)  
Eric Thomas, LB (AP-1st; UPI-1st)  
Ken Swilling, DB (AP-1st; UPI-1st)  
Darryl Jenkins, T (AP-2nd)  
Willie Burks, DT (AP-2nd)

### 1990

Ken Swilling, FS (1st)  
Calvin Tiggie, ILB (1st)  
Willie Clay, CB (1st)  
Joe Siffri, G (1st)  
Marco Coleman, OLB (1st)  
Tom Covington, TE (2nd)  
Emmett Merchant, WR (2nd)  
Jeremiah McClary, DT (2nd)  
Shawn Jones, QB (2nd)  
Darryl Jenkins, T (2nd)

### 1991

Willie Clay, CB (1st)  
Marco Coleman, OLB (1st)  
Mike Mooney, T (1st)  
Coleman Rudolph, DT (1st)  
Shawn Jones, QB (2nd)  
Greg Lester, FL (2nd)  
Jerrelle Williams, ILB (2nd)

### 1992

Coleman Rudolph, DT (1st)  
Scott Sisson, K (1st)

### 1993

Dorsey Levens, RB (1st)  
Jamal Cox, ILB (2nd)  
William Bell, RB (3rd)  
Brian Bravy, G (3rd)  
Michael Cheever, C (3rd)

### 1994

Jason Bender (1st)  
Jamal Cox, ILB (2nd)  
Brian Bravy, G (2nd)  
Lethon Flowers, CB (2nd)

### 1995

Michael Cheever, C (2nd)  
Al Jackson, NG (2nd)  
Nathan Perryman, CB (2nd)  
Ron Rogers, ILB (2nd)  
C.J. Williams, TB (2nd)

### 1996

Curtis McGee, T (1st)  
Harvey Middleton, FL (1st)  
Nathan Perryman, CB (2nd)

### 1997

Rodney Williams, P (1st)  
Keith Brooking, LB (2nd)  
Ken Celaj, T (2nd)  
Ralph Hughes, DE (2nd)



**JEREMY MUYRES** was named to the All-ACC first team as well as the Academic All-ACC team in 2002. He received the Jim Tatum Award as the top scholar among the ACC's senior football players.

### 1998

Joe Hamilton, QB (1st)  
Craig Page, C (1st)  
Rodney Williams, P (1st)  
Jason Burks, G (2nd)  
Charlie Rogers, SP (2nd)  
Jesse Tarplin, DE (2nd)  
Travares Tillman, FS (2nd)  
Dez White, SE (2nd)

### 1999

Joe Hamilton, QB (1st)  
Jon Carman, T (1st)  
Kelly Campbell, FL (1st)  
Jason Burks, G (2nd)  
Travares Tillman, FS (2nd)  
Dez White, SE (2nd)

### 2000

Chris Brown, T (1st)  
Greg Gathers, DE (1st)  
Brent Key, G (1st)

Luke Manget, PK (1st)  
Kelly Campbell, WR/SP (2nd)  
George Godsey, QB (2nd)  
Jeremy Muyres, DB (2nd)  
Nick Rogers, DE (2nd)

### 2001

Joe Burns, RB (1st)  
Kelly Campbell, WR (1st)  
Nat Dorsey, T (1st)  
Greg Gathers, DE (1st)  
Luke Manget, PK (1st)  
Kelley Rhino, SP (1st)  
Jeremy Muyres, DB (2nd)  
Nick Rogers, DE (2nd)

### 2002

Jeremy Muyres, DB (1st)  
Nat Dorsey, T (2nd)  
Luke Manget, PK (2nd)  
Kerry Watkins, WR (2nd)  
Recardo Wimbush, LB (2nd)

\* The AP all-ACC squad is the official all-ACC team, selected by the Atlantic Coast Sportswriters Association. In 1989, the UPI squad (first-team only) was selected by the ACC head coaches.

# ACADEMIC ALL-ACC

## 1980

Ellis Gardner, T  
Mark Schultz, C  
Mark Bradley, NG  
Sheldon Fox, LB

## 1981

Ellis Gardner, T  
Mark Sheffield, S

## 1982

Ellis Gardner, T  
Sam Kelly, DE  
Eddie Fortier, FB

## 1983

John Ivenmeyer, T  
Rob Horton, LB  
Mike Martin, LB

## 1984

John Dewberry, QB  
Sam Bracken, G  
Paul Menegazzi, DB  
Chuck Easley, FB  
Tony Kepano, G

## 1985

Sam Bracken, G  
John Dewberry, QB  
Chuck Easley, TB  
Andy Hearn, C  
John Ivenmeyer, T

## 1986

Bart Jones, DB  
Steve Mullen, DE  
Cedric Stallworth, DB  
Jim Stradley, C  
Rick Strom, QB  
Mitch Waters, T

## 1987


Steve Mullen, DE  
Cedric Stallworth, DB  
Rick Strom, QB

## 1989

Steve Mullen, DT  
David Hicks, OLB  
Stefen Scotton, FB

## 1990

Stefen Scotton, FB  
Jay Martin, DB



**DAN DYKE** *was named Academic All-ACC four times.*

## 1991

Jerrelle Williams, ILB

## 1992

Coleman Rudolph, DT

## 1994

Rodney Wilkerson, ILB

## 1995

Grant Baynham, TE  
Dave Frakes, K

## 1996

Dave Frakes, K

## 1998

Felipe Claybrooks, DE  
Mike Sheridan, SE  
Kofi Smith, CB

## 1999

Dan Dyke, P  
Travares Tillman, DB

## 2000

Felipe Claybrooks, DE  
Dan Dyke, P  
Jeremy Muyres, DB

## 2001

Dan Dyke, P  
George Godsey, QB  
Jeremy Muyres, DB  
Kelley Rhino, SP

## 2002

Dan Dyke, P  
Jeremy Muyres, DB  
Kelley Rhino, SP  
Luke Manget, PK  
Daryl Smith, LB



*Joe  
Hamilton*



*Shawn  
Jones*

## ACC PLAYER OF THE YEAR

1999 ..... Joe Hamilton, QB

## ACC ROOKIE OF THE YEAR

1983 ..... Cory Collier, TB  
1985 ..... Jerry Mays, TB  
1989 ..... Shawn Jones, QB  
1991 ..... Jimmy Lincoln, RB

## ACC COACH OF THE YEAR

1985 ..... Bill Curry  
1990 ..... Bobby Ross  
1998 ..... George O'Leary  
2000 ..... George O'Leary

## JACOBS BLOCKING TROPHY

1998 ..... Craig Page, C

## BRIAN PICCOLO AWARD

*ACC's Most Courageous Player*

1989 ..... Jerry Mays, RB  
2000 ..... Ed Wilder, FB

## JIM TATUM AWARD

*ACC's Top Senior Scholar-Athlete*

2002 ..... Jeremy Muyres, FS

## ANTHONY J. McKEVLIN AWARD


*ACC Male Athlete of the Year*

1987 ..... Riccardo Ingram  
2000 ..... Joe Hamilton

## ACC WEAVER-JAMES-CORRIGAN POSTGRADUATE SCHOLARSHIP

1989 ..... Cedric Stallworth  
1996 ..... Grant Baynham  
1997 ..... Dave Frakes  
2002 ..... Dan Dyke

# ALL-SEC



**DEFENSIVE LINE STANDOUT** *Renso "Rock" Perdoni was a finalist for the Lombardi Award in 1970.*

## ALL-SOUTHEASTERN INDEPENDENT • 1968-1978

### 1968

John Sias, SE  
Joel Stevenson, TE  
Buck Shiver, LB  
Billy Kinard, DB

### 1969

Rock Perdoni, DT  
Jeff Ford, DB  
John Riggle, LB  
Joe Vitunic, OG

### 1970

Brent Cunningham, HB  
Bill Flowers, LB  
Jeff Ford, DB  
Richard Gardner, OG  
Rick Lantz, OT  
Rock Perdoni, DT

### 1971

Rick Lantz, OT  
Smylie Gebhart, DE  
Brad Bourne, DT  
Mike Oven, TE  
Jeff Ford, DB

### 1972

Randy Rhino, DB  
Jimmy Robinson, SE  
Rick Lantz, OT

### 1973

Randy Rhino, DB  
Mark Fields, TE  
Don Robinson, OG

### 1974

Joe Harris, LB  
Billy Shields, OT  
David Sims, RB  
Randy Rhino, DB

### 1975

Leo Tierney, C  
Mark Hunter, OG  
Steve Raible, TE  
Lucius Sanford, LB  
Rick Gibney, DT

### 1976

Leo Tierney, C  
Lucius Sanford, LB  
Reggie Wilkes, DE

### 1977

Lucius Sanford, LB

### 1978

Eddie Lee Ivery, RB

## ALL-SEC • 1933-1963

### 1933

Bob Tharpe, T (AP-1st)  
Jimmy Slocum, E (AP-2nd)  
Jack Phillips, FB (AP-2nd)  
Clyde Williams, T (AP-3rd)  
Dave Wilcox, G (AP-3rd)

### 1934

C.W. Williams, T (AP-2nd)  
Shorty Roberts, B (AP-3rd)

### 1935

J.M. FitzSimmons, G (AP-1st)  
Dutch Konemann, B (AP-3rd)

### 1936

Dutch Konemann, B (AP-1st)  
J.M. Fitzsimmons, G (AP-2nd)

### 1937

Bill Jordan, E (AP-1st)  
Fletcher Simms, B (AP-1st)  
Jack Chivington, C (AP-3rd)  
Dutch Konemann, B (AP-3rd)

### 1938

J.L. Brooks, G (AP-1st)  
Jack Chivington, C (AP-2nd)

### 1939

Bob Ison, E (AP-1st)  
Howard Ector, B (AP-2nd)  
Neil Cavette, G (AP-3rd)  
Buck Murphy, B (AP-3rd)

### 1940

Bob Ison, E (AP-2nd)  
Johnny Bosch, B (AP-3rd)

### 1941

Charles Sanders, T (AP-2nd)  
George Webb, E (AP-2nd)

### 1942

Harvey Hardy, G (AP-1st)  
Clint Castleberry, B (AP-1st)  
George Manning, C (AP-2nd)  
Jack Marshall, E (AP-3rd)

### 1943

Phil Tinsley, E (AP-1st)  
John Steber, G (AP-1st)  
Bill Chambers, T (AP-1st)  
Eddie Prokop, B (AP-1st)  
George Manning, C (AP-2nd)  
Frank Beall, G (AP-2nd)  
Walt Kilzer, E (AP-2nd)  
Mickey Logan, B (AP-2nd)  
Jim Wilson, E (AP-3rd)  
W.N. Smith, T (AP-3rd)  
Charley Hoover, G (AP-3rd)  
Frank Broyles, B (AP-3rd)

### 1944

Phil Tinsley, E (AP-1st)  
Frank Broyles, E (AP-1st)  
Maurice Furchgott, G (AP-2nd)  
Allen Bowen, B (AP-2nd)  
Roland Phillips, G (AP-3rd)  
George Mathews, B (AP-3rd)

### 1945

Bobby Davis, T  
Paul Duke, C (AP-2nd)  
George Mathews, B (AP-2nd)  
George Hills, G (AP-3rd)  
Walt Kilzer, E (AP-3rd)

### 1946

Bobby Davis, T (AP-1st)  
Paul Duke, C (AP-1st)  
Frank Broyles, B (AP-1st)  
Bill Healy, G (AP-2nd)  
Pat McHugh, B (AP-3rd)

### 1947

Bobby Davis, T (AP-1st)  
Bill Healy, G (AP-1st)  
Louis Hook, C (AP-3rd)  
George Brodnax, E (AP-3rd)  
Allen Bowen, B (AP-3rd)

### 1948

Bill Healy, G (AP-1st)  
George Brodnax, E (AP-1st)  
Frank Ziegler, B (AP-2nd)  
Jim Vurgin, G (AP-3rd)  
Clay Matthews, T (AP-3rd)  
Bob McCoy (AP-3rd)

### 1949

Tom Coleman, T (AP-2nd)  
Jimmy Jordan, B (AP-2nd)  
Dick Harvin, E (AP-3rd)

# ALL-SEC

## SEC COACH OF THE YEAR

1939

**William Alexander**  
*(Nashville Banner)*

1951

**Bobby Dodd (AP)**

1950

Bob Bossons, C (UPI-1st; AP-3rd)  
John Weigle, E (UPI-2nd; AP-3rd)  
Bobby North, B (AP-3rd)

1951

Lum Snyder, T (AP-1st)  
Darrell Crawford, QB (AP-1st; UPI-1st)  
Lamar Wheat, DT (AP-1st; UPI-1st)  
Ray Beck, G (AP-1st; UPI-1st)  
Buck Martin, E (AP-2nd; UPI-2nd)  
George Morris, LB (AP-2nd)  
Hal Miller, T (AP-3rd)  
Leon Hardeman, HB (AP-3rd; UPI-2nd)  
Larry Morris, LB (AP-3rd)

1952

Pete Brown, C (AP-1st; UPI-2nd)  
Hal Miller, T (AP-1st; UPI-2nd)  
Leon Hardeman, HB (AP-1st; UPI-1st)  
Sam Hensley, DE (AP-1st)  
Buck Martin, OE (AP-2nd; UPI-1st)



**LEON HARDEMAN** was among the 15 players from Georgia Tech on the all-SEC squad in 1952.

George Morris, LB (AP-1st; UPI-1st)  
Larry Morris, LB (AP-1st; UPI-3rd)  
Bobby Moorhead, DB (AP-1st)  
Orville Vereen, G (AP-2nd; UPI-2nd)  
Jake Shoemaker, OG (AP-2nd)  
Ed Gossage, G (AP-3rd; UPI-3rd)  
Jeff Knox, E (AP-3rd)  
Billy Teas, HB (AP-3rd)  
Bob Sherman, DT (AP-3rd)  
Charlie Brannon, DB (AP-3rd)

1953

Larry Morris, C (AP-1st; UPI-1st)  
Glen Turner, B (AP-1st; UPI-2nd)  
Bob Sherman, T (AP-2nd; UPI-3rd)  
Leon Hardeman, B (AP-2nd; UPI-2nd)  
Sam Hensley, E (AP-3rd; UPI-2nd)  
Billy Teas, B (AP-3rd; UPI-2nd)  
Glenn Turner, B (UPI-2nd)  
Orville Vereen, G (UPI-2nd)

1954

Larry Morris, C (AP-2nd; UPI-1st)  
Franklin Brooks, G (AP-1st; UPI-1st)  
Henry Hair, E (AP-1st; UPI-1st)  
Jimmy Thompson, B (AP-3rd; UPI-3rd)

1955

Franklin Brooks, G (AP-1st; UPI-1st)  
Henry Hair, E (UPI-1st)  
George Volkert, B (AP-2nd; UPI-3rd)  
Jimmy Morris, C (UPI-2nd)  
Carl Vereen, T (UPI-3rd)  
Wade Mitchell (UPI-3rd)



**BILLY MARTIN** teamed with quarterback Billy Lothridge to form a potent passing combo in 1963.

1956

Don Stephenson, C (AP-1st; UPI-1st)  
Ken Owen, B (AP-1st; UPI-3rd)  
Allen Ecker, G (AP-2nd; UPI-1st)  
Paul Rotenberry, B (AP-2nd; UPI-2nd)  
Carl Vereen, T (AP-3rd; UPI-2nd)  
Toppy Vann, B (AP-3rd)  
Jimmy Johnson, G (UPI-2nd)  
Wade Mitchell, QB (UPI-3rd)  
George Volkert, B (UPI-3rd)

1957

Don Stephenson, C (AP-1st; UPI-1st)  
Jerry Nabors, E (AP-2nd; UPI-2nd)

1958

Gerald Burch, T (AP-3rd)  
Maxie Baughan, C (AP-3rd)  
Floyd Faucette, B (AP-3rd)

1959

Maxie Baughan, C (AP-1st; UPI-2nd)  
Gerald Burch, T (UPI-2nd)  
Toby Deese, C (AP-2nd)  
Taz Anderson, B (AP-3rd)  
Billy Shaw, T (UPI-3rd)

1960

Billy Shaw, T (AP-1st; UPI-1st)  
Gerald Burch, T (AP-2nd; UPI-2nd)  
Billy Williamson, B (AP-2nd; UPI-2nd)  
Chick Graning, B (UPI-3rd)  
Ed Nutting, T (UPI-3rd)

1961

Dave Watson, G (AP-1st; UPI-1st)  
Harold Erickson, G (AP-2nd)  
Billy Williamson, B (AP-3rd; UPI-3rd)  
Rufus Guthrie, G (UPI-2nd)


1962

Rufus Guthrie, G (AP-1st; UPI-1st)  
Dave Watson, G (AP-3rd; UPI-1st)  
Billy Lothridge, QB (AP-1st; UPI-1st)  
Billy Martin, E (AP-2nd; UPI-1st)  
Larry Stallings, G (AP-3rd)  
Mike McNames, B (AP-3rd; UPI-3rd)  
Ted Davis, E (UPI-3rd)

1963

Billy Lothridge, QB (AP-1st; UPI-1st)  
Billy Martin, E (AP-1st; UPI-1st)  
Dave Simmons, C (AP-2nd)  
Ted Davis, E (UPI-3rd)

# ALL-CONFERENCE



**LARRY MORRIS**, an all-America and Hall of Famer, was named to the Quarter Century All-SEC team for 1950-74.

## ACADEMIC ALL-SEC

### 1954

Bill Sennett, E  
Wade Mitchell, QB

### 1955

Wade Mitchell, QB

### 1956

Allen Ecker, G  
Wade Mitchell, QB  
Dickie Mattison, FB

### 1957

Foster Watkins, G

### 1958

Floyd Faucette, HB

### 1959

Floyd Faucette, HB

### 1961

Larry Stallings, T

### 1962

Larry Stallings, T  
Frank Sexton, E  
Tom Ballard, T

## TOUCHDOWN CLUB OF ATLANTA

### SOUTHEAST AREA LINEMAN OF THE YEAR

1966 Jim Breland, C  
1970 Rock Perdoni, T  
1986 John Davis, OL  
1997 Keith Brooking, LB  
1998 Craig Page, C  
2000 Chris Brown, T

### SOUTHEAST AREA BACK OF THE YEAR

1978 Eddie Lee Ivery, TB  
1984 Robert Lavette, OB  
1985 Ted Roof, LB  
1988 Andre Thomas, DB  
1999 Joe Hamilton, QB

### SOUTHEAST AREA ALL-TIME TEAMS

#### 1869-1919

A.R. Buck Flowers, HB  
Joe Guyon, FB

#### 1920-1969

Bill Healy, G

## ALL-SOUTHERN CONFERENCE 1902-1932

### 1902

Kenneth Thrash, T

### 1904

Lob Brown, T

### 1906

Lob Brown, E

### 1907

John Davis, T

### 1910

Pat Patterson, T

### 1911

Roy Goree, E

### 1914

Jim Senter, E

### 1915

Wooch Fielder, B  
Froggy Morrison, B  
Jim Senter, E

### 1916

Tommy Spense, B  
Everett Strupper, B  
Walker Carpenter, T  
Bob Lang, G  
Pup Phillips, C

### 1917

Albert Hill, B  
Everett Strupper, B  
Joe Guyon, B  
Shorty Guill, E  
Bill Fincher, E  
Walker Carpenter, T  
Pup Phillips, C

### 1919

Judy Harlan, B  
Buck Flowers, B  
Red Barron, B  
Albert Staton, E  
Dummy LeBey, G  
Pup Phillips, C

### 1920

Buck Flowers, B  
Red Barron, B  
John Staton, E  
Bill Fincher, E

### 1921

Judy Harlan, B  
Red Barron, B  
Albert Staton, T

### 1922

Red Barron, B  
Oscar Davis, G  
Claire Frye, C

### 1923

Doug Wycoff, B  
John Staton, E

### 1924

Doug Wycoff, B  
Walter Godwin, G

### 1925

Doug Wycoff, B  
Walter Godwin, G  
Owen Poole, C  
Mack Tharpe, T

### 1927

Stumpy Thomason, B  
Peter Pund, C  
Frank Speer, T  
Ed Crowley, E

### 1928

Warner Mizell, B  
Raleigh Drennon, G  
Peter Pund, C  
Frank Speer, T  
Ken Thrash, T  
Stumpy Thomason, B  
Tom Jones, E

### 1930

Vance Maree, T

### 1932

Monk Nebblett, C

## SEC PLAYER OF THE YEAR

1939 Howard Ector, HB  
1943 Eddie Prokop, HB  
1944 Frank Broyles, QB

## SEC BACK OF THE YEAR

1963 Billy Lothridge, QB

## SEC LINEMAN OF THE YEAR

1945 Paul Duke, C  
1946 Paul Duke, C  
1947 Bobby Davis, T  
1948 Bill Healy, G  
1950 Bob Bossons, C  
1951 Lum Snyder, T  
1952 George Morris, C  
1954 Larry Morris, C  
1955 Franklin Brooks, G  
1959 Maxie Baughan, C

## QUARTER CENTURY ALL-SEC TEAM

### 1950-1974

Larry Morris, LB

## BIRMINGHAM QUARTERBACK CLUB

## SEC MOST VALUABLE PLAYER

1948 Bill Healy, L  
1951 Ray Beck, L  
1952 George Morris, L  
1960 Billy Shaw, L

## JACOBS AWARD - SEC OUTSTANDING BLOCKER

1943 John Steber

# ALL-TIME TEAMS

## JOHN HEISMAN ERA 1904-1919


**Ends:** Jim Senter, 1915; Albert Staton, 1921  
**Tackles:** Walker Carpenter, 1917; Bill Fincher, 1920  
**Guards:** Bob Land, 1916; C.C. LeBey, 1919  
**Center:** Pup Phillips, 1919  
**Backs:** Tommy Spence, 1916; Everett Strupper, 1917; Albert Hill, 1917; Joe Guyon, 1918

## WILLIAM ALEXANDER ERA, 1920-1944

**Ends:** Bill Jordan, 1937; Bob Ison, 1939  
**Tackles:** Frank Speer, 1928; Vance Maree, 1930  
**Guards:** Oscar Davis, 1922; Harvey Hardy, 1942  
**Center:** Peter Pund, 1928  
**Backs:** Buck Flowers, 1920; Red Barron, 1922; Doug Wycoff, 1925; Stumpy Thomason, 1928

## BOBBY DODD ERA 1945-1966

**Offense**  
**Ends:** Buck Martin, 1952; Henry Hair, 1954  
**Tackles:** Hal Miller, 1952; Lum Snyder, 1951  
**Guards:** Ray Beck, 1951; Billy Shaw, 1960  
**Center:** Bill Curry, 1964  
**Quarterback:** Billy Lothridge, 1963  
**Halfbacks:** Leon Hardeman, 1953; Lenny Snow, 1966  
**Fullback:** Ken Owen, 1956  
**Placekickers:** Pepper Rodgers, 1953; Bunky Henry, 1966



Rufus Guthrie



Bill Curry

### LINEBACKER LUCIUS

**SANFORD** (near right) and cornerback **Reginald Rutland** are two of the defenders on Georgia Tech's All-Time Team, which was selected in conjunction with the Institute's 1992 football centennial.

### Defense

**Ends:** Ted Davis, 1963; Sam Hensley, 1953  
**Tackles:** Bobby Davis, 1947; Larry Stallings, 1962  
**Middle Guard:** Bill Healy, 1948  
**Linebackers:** George Morris, 1952; Maxie Baughan, 1959; Larry Morris, 1954  
**Halfbacks:** Paul Rotenberry, 1956; Bobby Moorhead, 1952  
**Safety:** Wade Mitchell, 1956  
**Punter:** Billy Lothridge, 1963

## CARSON-FULCHER-RODGERS ERA, 1967-79

### Offense

**Ends:** John Sias, 1970; Jimmy Robinson, 1974  
**Tackles:** Rick Lantz, 1972; Billy Shields, 1974  
**Guards:** Joe Vitunic, 1969; Mark Hunter, 1975  
**Center:** Leo Tierney, 1976  
**Tight End:** Steve Raible, 1975  
**Quarterback:** Kim King, 1967  
**Running Backs:** David Sims, 1976; Eddie Lee Ivery, 1978  
**Placekicker:** Johnny Smith, 1980

### Defense

**Ends:** Smylie Gebhart, 1971; Reggie Wilkes, 1977  
**Tackles:** Rock Perdoni, 1970; Rick Gibney, 1975  
**Linebackers:** Randall Edmunds, 1967; Lucius Sanford, 1977; Al Richardson, 1979  
**Defensive Backs:** Randy Rhino, 1974; Jeff Ford, 1971; Bill Eastman, 1967; Bill Kinard, 1968  
**Punter:** Tommy Chapman, 1968



## GEORGIA TECH'S ALL-TIME TEAM

*Selected in 1991  
by Fan Balloting*

**Head Coach:**

**Bobby Dodd (1945-66)**

**RB** Eddie Lee Ivery, 1978  
 Robert Lavette, 1984  
**QB** Billy Lothridge, 1963  
**C** Bill Curry, 1964  
**G** Rufus Guthrie, 1962  
 Billy Shaw, 1960  
**T** John Davis, 1986  
 Kent Hill, 1978  
**TE** Billy Martin, 1963  
**WR** Drew Hill, 1978  
 Jimmy Robinson, 1974  
**K** Scott Sisson, 1992  
**DL** Rock Perdoni, 1970  
 Larry Stallings, 1962  
 Pat Swilling, 1985  
**LB** Maxie Baughan, 1959  
 George Morris, 1952  
 Larry Morris, 1954  
 Lucius Sanford, 1977  
**CB** Randy Rhino, 1974  
 Reginald Rutland, 1986  
**S** Don Bessillieu, 1978  
 Ken Swilling, 1991  
**P** Billy Lothridge, 1963



# CAREER STATISTICS



## DAVID BELL, K

### Athens, Ga.

- Ranks third in Tech history in career points by kicking with 172
- Led Tech in scoring in 1986
- Owns Tech accuracy records for career PAT, and season and career field goals

Kicking.....	G	PAT	Pct	FG	Pct	LP	Pts
1984 .....	11	33-33	1.000	13-15	.867	46	72
1985 .....	9	12-13	.923	8-11	.727	47	36
1986 .....	11	31-31	1.000	11-20	.550	55	64
Total .....	31	76-77	.987	32-46	.696	55	172



## WILLIAM BELL, RB

### Miami, Fla.

- One of only seven 2,000-yard rushers in Tech history, ranking sixth on career rushing list
- Leading rusher for Tech's 1990 national championship squad
- Played three years for Washington Redskins

Rushing.....	G	Att	Yds	Avg	TD	LP	Rec	Yds	TD	LP
1989 .....	9	17	102	6.0	0	14	1	2	0	2
1990 .....	10	161	891	5.5	5	52	13	159	2	78
1992 .....	9	74	281	3.8	2	24	6	38	0	12
1993 .....	11	166	752	4.5	7	26	9	47	0	12
Total .....	39	418	2,026	4.8	14	52	29	246	2	78

Note: Redshirted in 1991



## JASON BENDER, P

### Pittsburgh, Pa.

- Third-team all-America, 1994
- All-ACC first team, 1994
- Tech's third-best career punting average (40.92)
- 45.5-yard average in 1994 was the school record until broken by Rodney Williams

Punting.....	G	Punts	Yards	LP	Avg
1991 .....	12	45	1,780	60	39.6
1992 .....	10	58	2,228	56	38.4
1993 .....	11	46	1,837	59	39.9
1994 .....	11	55	2,503	62	45.5
Total .....	44	204	8,348	62	40.9



## DON BESSILLIEU, DB

### Columbus, Ga.

- First-team all-America, 1978 (*The Sporting News*)
- Fifth-round draft pick by the Miami Dolphins in 1979 who played professionally from 1979-86
- Georgia Tech Hall of Fame, 1986

Tackles.....	P-A	Total	FC	FR	Int	PB
1975 .....		34	0	0	2	3
1976 .....	52-28	80	0	3	2	2
1977 .....	19-8	27	0	0	1	3
1978 .....	33-18	51	1	0	0	3
Total .....		192	1	3	5	11




## KEITH BROOKING, LB

### Senoia, Ga.

- Tech's all-time leading tackler
- All-ACC second-team, 1997
- Led ACC in tackles in 1995
- First-round draft pick by Atlanta Falcons in 1998 (12th pick)

Tackles..	G-GS	P-A	Tot	TFL	Sck	FC	FR	Int	PB	PR
1994 .....	11-3	31-12	43	4-9	0	1	1	0	1	1
1995 .....	11-11	76-70	146	4-14	0.5-2	0	3	0	3	5
1996 .....	11-11	92-55	147	4-13	3-24	1	2	1-0	6	6
1997 .....	11-11	79-52	131	8-19	2-23	0	1	2-25	3	8
Total .....	44-36	278-189	467	20-55	5.5-49	2	7	3-25	13	20




## JOE BURNS, RB

### Thomasville, Ga.

- First-team all-ACC in 2001, when he became just the fifth 1,000-yard rusher in school history
- Tech's leading rusher in 1998, 2000 and 2001
- Ranks fourth on Tech's career rushing list and fourth on career scoring list
- Ranks second in TDs scored and TDs rushing

Year .....	G	Rush	Yds	Avg	TD	LP	Rec	Yds	TD	LP	KR	All-P
1998 .....	11	98	474	4.8	5	54	13	94	0	14	130	698
1999 .....	2	14	887	6.2	0	14	7	96	1	40	0	183
2000 .....	11	220	908	4.1	12	51	26	242	1	51	21	1,171
2001 .....	12	282	1,165	4.1	14	51	28	249	1	60	43	1,457
Total .....	36	614	2,634	4.3	31	54	74	681	3	60	194	3,509



## KELLY CAMPBELL, WR

### Atlanta, Ga.

- Tech's career leader in receptions, receiving yards and receiving touchdowns
- Also owns Tech season records for receptions, receiving yards and touchdowns receiving
- Tech's only three-time all-ACC selection; first-team in 1999 & 2001 and second-team in 2000
- Led Tech in receiving, 1999-00-01
- Ranks third in career all-purpose yards and fourth in touchdowns scored
- Ranks second in TDs scored and TDs rushing

Year .....	G	Rec	Yds	Avg	TD	LP	Rush	Yds	TD	LP
1998 .....	10	11	131	11.9	1	55	1	12	0	12
1999 .....	11	69	1,105	16.0	10	59	4	41	1	17
2000 .....	11	59	963	16.3	10	53	4	87	2	50
2001 .....	9	56	708	12.6	3	72	4	12	0	17
Total .....	41	195	2,907	14.9	24	72	13	152	3	50

All-Purpose.....	KR	Yds	Avg	TD	LP	Ply	All-P	TD	PG
1998 .....	0	0	0.0	0	0	12	143	1	14.3
1999 .....	5	132	26.4	0	34	78	1,278	11	116.2
2000 .....	26	632	24.3	0	50	89	1,682	12	152.9
2001 .....	28	651	23.2	0	46	88	1,371	3	152.3
Total .....	59	1,415	24.0	0	50	267	4,474	27	109.1



# CAREER STATISTICS




## BRAD CHAMBERS, K

### Toccoa, Ga.

- Kicked game-winning, 35-yard field goal with 0:02 left to defeat Georgia (1998)
- Also kicked game-winner vs. Clemson, 1997
- Set school record with 9 PAT vs. Wake Forest, 1998
- Ranks fourth in career points by kicking

Kicking.....G	PAT	FG	LP	Pts
1995.....4	9-11	0-1	0	9
1996.....8	16-16	11-15	43	49
1997.....2	6-6	4-4	45	18
1998.....11	46-47	12-20	49	82
Total.....25	77-80	27-40	49	158



## WILLIE CLAY, CB

### Pittsburgh, Pa.

- Second-team all-America, 1991
- First-team all-ACC, 1990-91
- Semifinalist for Thorpe Award, 1991
- Tech's career interceptions leader
- Drafted by Detroit Lions and played in NFL, 1992-99
- Georgia Tech Hall of Fame, 2002

Tackles.....G	P-A	Total	TFL	FC	FR	Int	PB
1988.....11	15-3	18	0	0	0	0	2
1989.....11	35-20	55	1-2	1	0	4-116	8
1990.....11	31-24	55	2-4	0	2	3-82	14
1991.....12	28-17	45	1-1	1	1	9-66	11
Total.....45	109-64	173	4-7	2	3	16-264	35

Punt Returns.....G	No.	Yards	Avg	TD	LP
1988.....11	12	53	4.4	0	17
1989.....11	27	157	5.8	0	14
1990.....11	14	82	5.9	0	26
1991.....12	48	431	9.0	1	61
Total.....45	101	723	7.2	1	61



## FELIPE CLAYBROOKS, DE

### Decatur, Ga.

- Honorable mention all-ACC, 2000
- Two-time Academic All-ACC (1998, 2000)
- Finished his career in fourth place in Tech history in career tackles for loss and in third place in career sacks.

Year.....G	P-A	Tkl	TFL	Sck	FC	FR	Int	PB	PR
1997.....10	5-3	8	1-12	1-12	0	0	0	0	1
1998.....10	31-6	37	13-75	10-67	1	0	1-3	4	4
1999.....11	33-15	48	12-57	4-31	0	0	0	4	9
2000.....10	28-13	41	11-57	5-46	1	1-15	0	4	13
Totals.....41	97-37	134	37-201	20-156	2	1-15	1-3	12	27



## MARCO COLEMAN, OLB

### Dayton, Ohio

- Two-time first-team all-America, 1990-91
- All-ACC first-team, 1990-91
- Finalist for Butkus Award, 1991
- Georgia Tech Hall of Fame, 2002
- First-round pick (12th) by Miami Dolphins in 1991
- 2001 NFL Pro Bowl selection

Tackles.....G	P-A	Total	TFL	Sack	FC	FR	PR
1989.....11	43-20	63	5-7	5-41	2	1	10
1990.....11	48-33	81	6-17	12.5-59	1	0	19
1991.....11	39-28	67	11-28	10-62	0	1	15
Total.....33	130-81	211	22-53	27.5-162	3	2	44



## CORY COLLIER, RB

### Columbus, Ga.

- 1983 ACC Rookie of the Year
- Tech's leading rusher in 1985
- Ranks 14th on Tech's career rushing list

Rushing.....G	Att	Yds	Avg	TD	LP	Rec	Yds	TD	LP
1983.....10	79	442	5.6	4	42	7	20	0	7
1984.....4	36	99	2.7	0	9	0	0	0	0
1985.....10	139	606	4.4	6	32	13	69	1	14
1986.....11	103	443	4.3	2	28	14	133	1	18
Total.....35	357	1590	4.5	12	32	34	222	2	18




## RONNY CONE, RB

### Statesboro, Ga.

- Tech's leading rusher in 1979
- Ranks ninth on Tech's career rushing list
- Redshirted in 1982

Rushing.....G	Att	Yds	Avg	TD	LP	Rec	Yds	TD	LP
1979.....11	126	617	4.9	4	35	6	42	0	11
1980.....11	90	400	4.4	2	60	10	114	0	43
1981.....9	64	263	4.2	1	29	9	92	2	22
1983.....10	101	497	4.9	4	27	19	157	0	—
Total.....41	381	1777	4.7	11	60	44	405	2	43



## JAMAL COX, LB

### Baltimore, Md.

- Two-time second-team all-ACC, 1993-94
- Led the ACC in tackles in 1994
- Ranks ninth in Tech history in career tackles

Tackles.....G	P-A	Tot	TFL	Sck	FC	FR	Int	PB	PR
1991.....12-1	17-21	38	0	0	0	0	2-12	0	2
1992.....11-9	49-53	102	0	0	0	0	0	2	0
1993.....11-11	77-34	111	0	1	0	0	1-20	0	1
1994.....11-11	100-46	146	5-16	2-6	0	0	0	4	0
Total.....45-32	243-154	397	5-16	2-6	1	0	3-32	6	3

# CAREER STATISTICS




## BRENT CUNNINGHAM, RB

### *Eatonton, Ga.*

- All-Southeastern Independent in 1970
- Tech's leading rusher in 1969 and 1970
- Ranks 17th on Tech's career rushing list
- Georgia Tech Hall of Fame, 1982

Rushing.....G	Att	Yds	Avg	TD	LP	Rec	Yds	TD	LP	
1969 .....	7	118	459	4.0	1	38	6	52	1	23
1970 .....	9	144	740	5.1	5	69	13	128	2	20
1971 .....	11	84	247	2.9	1	28	22	172	1	18
Total .....	27	346	1446	4.2	6	69	41	352	4	23



## DAN DYKE, P

### *Winter Springs, Fla.*

- Four-time, first-team Verizon Academic All-America
- Four-time Academic All-ACC

Punting.....G	Punts	Yards	Avg	LP	Ret	Net	I20	TB	
1999 .....	11	30	1,314	43.8	59	102	40.4	10	1
2000 .....	9	34	1,420	41.8	68	139	37.7	13	5
2001 .....	10	29	1,196	41.2	62	106	37.6	5	6
2002 .....	11	39	1,531	39.3	55	178	34.7	12	3
Total .....	41	132	5,461	41.4	68	525	37.4	40	15



## DONNIE DAVIS, QB

### *Burlington, N.C.*

- First quarterback to rush and pass for 100 yards in same game, vs. Duke, 1995
- Ranks seventh in Tech history in career passing yards and eighth in total offense

Passing .....	G-GS	Cmp-Att	Pct	Yds	TD	Int	Rtg
1992 .....	1-0	1- 2	.500	2	0	0	—
1993 .....	11-11	137-237	.578	1739	12	12	126.0
1994 .....	7-0	8- 16	.500	58	0	1	68.0
1995 .....	11-11	124-223	.556	1462	10	5	119.6
Total .....	30	270-478	.565	3261	22	18	121.4
Rushing.....	Att	Yds	Avg	TD	LP	Total	TDR
1992 .....	0	0	0.0	0	0	2	0
1993 .....	72	328	4.6	3	39	2067	15
1994 .....	8	31	3.9	1	17	89	1
1995 .....	96	390	4.1	3	36	1852	13
Total .....	176	749	4.3	7	39	4010	29



## LETHON FLOWERS, CB

### *Columbia, S.C.*

- Second-team all-ACC, 1994
- Ranks third in Tech history in tackles by a defensive back
- Fifth-round draft pick by Pittsburgh, 1995

Tackles.....G		P-A	Total	TFL	FC	FR		Int		PB	
1991 .....	12	21-6	27	0	0	1		0		1	
1992 .....	10	53-27	80	4-13	0	0		1-25		2	
1993 .....	11	36-20	56	0	0	0		0		2	
1994 .....	11	48-27	75	2-4	0	0		2-33		5	
<hr/>											
Total .....	44	158-80	238	6-17	0	1		3-58		10	
Returns .....	G	KR	Yds	Avg	TD	LP	PR	Yds	Avg	TD	LP
1991 .....	12	0	0	0.0	0	0	0	0	0.0	0	0
1992 .....	10	13	282	21.7	0	43	0	0	0.0	0	0
1993 .....	11	7	115	15.4	0	43	10	79	7.9	0	20
1994 .....	11	23	541	23.5	0	62	8	30	3.8	0	19
<hr/>											
Total .....	44	43	938	21.8	0	62	18	109	6.1	0	20




## JOHN DEWBERRY, QB

### *Alpharetta, Ga.*

- All-ACC first team, 1984
- Academic All-ACC, 1984-85
- Finished with second-best career passing efficiency rating in Tech history, fourth most passing yards
- Led ACC in total offense (1984) and passing efficiency (1985)
- Georgia Tech Hall of Fame, 1992

Passing .....	G-GS	Cmp-Att	Pct	Yds	TD	Int	Rtg
1983 .....	11	74-134	.552	790	8	6	115.5
1984 .....	11	126-206	.612	1846	10	11	144.4
1985 .....	11	110-193	.570	1557	8	10	128.1
Total .....	33	310-553	.582	4193	26	27	125.5
Rushing.....	Att	Yds	Avg	TD	LP	Total	TDR
1983 .....	68	223	3.3	5	66	1013	11
1984 .....	98	329	3.4	3	30	2175	14
1985 .....	106	78	0.7	1	15	1635	11
Total .....	272	630	2.3	9	66	4823	36




## WILL GLOVER, WR

### *Tampa, Fla.*

- All-ACC second team, 2000; Academic All-ACC, 2001
- MVP of 2001 Seattle Bowl
- Led the ACC in passing in 2001 and set school records with 3,085 yards and 249 completions
- Ranks third in Tech history in career passing yards, completions, TD passes, total offense and TDR

Year .....	G	Rec	Yds	Avg	TD	LP	Rush	KR	PR
1999 .....	11	4	50	12.5	1	19	2-7	4-79	0-0
2000 .....	10	29	286	9.9	2	26	1-7	0-0	7-64
2001 .....	10	42	546	13.0	3	65	3-4	0-0	0-0
2002 .....	13	47	434	9.2	3	27	4-10	0-0	1-(-1)
Total .....	13	122	1316	10.8	9	65	10-28	4-79	8-63

# CAREER STATISTICS



## GEORGE GODSEY, QB


*Tampa, Fla.*

- All-ACC second team, 2000; Academic All-ACC, 2001
- MVP of 2001 Seattle Bowl
- Led the ACC in passing in 2001 and set school records with 3,085 yards and 249 completions
- Ranks third in Tech history in career passing yards, completions, TD passes, total offense and TDR

- Owns single-game records with 486 yards passing and 39 completions

Passing .....	G-GS	Cmp-Att	Pct	Yds	TD	Int	Rtg
1998 .....	6-0	19- 8	.421	89	0	0	81.5
1999 .....	6-0	13- 5	.385	57	0	1	69.9
2000 .....	11-11	349-222	.636	2,906	23	6	151.9
2001 .....	12-12	384-249	.648	3,085	18	11	142.1
Total .....	35-23	765-484	.633	6,137	41	18	143.6

Rushing.....	Att	Yds	Avg	TD	LP	Total	TDR
1998 .....	6	-22	—	0	1	67	0
1999 .....	4	16	3.5	0	11	73	0
2000 .....	55	39	0.7	2	33	2,945	25
2001 .....	66	-45	—	4	17	3,040	22
Total .....	75	-12	—	6	33	6,125	47




## SEAN GREGORY, RB

*Homewood, Ill.*

- Ranks 21st in Tech history in career rushing yards
- Tech's leading rusher in 1998
- Team captain in 2001
- Had four 100-yard games

Year .....	G	Rsh	Yds	Avg	TD	LP	Rec	Yds	Avg	TD	LP	Ret
1998 .....	11	12	80	6.7	1	29	0	0	0.0	0	0	65
1999 .....	11	172	837	4.9	13	48	12	150	12.5	0	56	0
2000 .....	11	63	291	4.6	1	58	3	44	14.7	0	17	0
2001 .....	12	30	82	2.7	1	12	5	46	9.2	1	18	0
Total .....	45	277	1,290	4.7	16	58	20	240	12.0	1	56	65



**JOE AND GOOSE:** Quarterback Joe Hamilton (right) was the MVP of the 1997 Carquest Bowl and 1999 Gator Bowl, and his successor, George Godsey, was MVP of the 2001 Seattle Bowl.



**JOE HAMILTON** signs autographs at the 1999 Heisman Trophy ceremonies. Hamilton finished second to Wisconsin's Ron Dayne, equalling the highest finish ever by a Yellow Jacket.



## JOE HAMILTON, QB

*Alvin, S.C.*

*Heisman Trophy Runner-Up*

- 1999 Heisman Trophy runner-up, equalling the highest finish by a Tech player
- 1999 consensus first-team all-America
- 1999 Davey O'Brien National Quarterback Award
- 1999 ACC Player of the Year
- 2000 McKevlin Award as ACC Athlete of the Year
- Two-time first-team all-ACC (1998-99)
- Helped Tech lead the nation in total offense and rank second in scoring in 1999
- Set Tech and ACC season records in 1999 for passing efficiency, total offense and TD responsibility and school records for passing yards and TD passes
- His 734 yards rushing in 1999 were most ever by a Division I-A quarterback with 3,000 yards passing
- Owns all Tech passing records and finished his career as the ACC career leader in total offense, TD passes, TDR
- MVP of Tech victories in 1999 Toyota Gator Bowl and 1997 Carquest Bowl
- Drafted by the Tampa Bay Buccaneers

Passing .....	G-GS	Cmp-Att	Pct	Yds	TD	Int	Rtg
1996 .....	10-9	108-188	.574	1342	7	13	115.9
1997 .....	11-11	173-268	.646	2314	12	7	146.6
1998 .....	11-11	145-259	.560	2166	17	8	141.7
1999 .....	11-11	203-305	.666	3060	29	11	175.0
Total .....	43-42	629-1020	.617	8882	65	39	148.2

Rushing.....	Att	Yds	Avg	TD	LP	Total	TDR
1996 .....	95	248	2.6	3	54	1590	10
1997 .....	140	478	3.4	5	61	2792	17
1998 .....	112	298	2.7	4	48	2464	21
1999 .....	154	734	4.8	6	41	3794	35
Total .....	501	1758	3.5	18	61	10,640	83

# CAREER STATISTICS



## LEON HARDEMAN, RB

*Lafayette, Ga.*

- First-team all-America, 1952, one of six for Tech on that national championship squad
- All-SEC, 1951 (2nd) and 1952 (1st)
- Ranks eighth on Tech's career rushing list
- Georgia Tech Hall of Fame, 1961

Rushing.....	G	Att	Yds	Avg	TD	LP
1951 .....	11	126	617	4.9	8	NA
1952 .....	10	142	776	5.5	9	41
1953 .....	10	69	401	5.8	5	39
Total .....	31	337	1794	5.3	22	41




## DREW HILL, WR

*Newnan, Ga.*

- Holds Tech records for kickoff returns, yardage and average
- Two touchdown returns in 1978
- Georgia Tech Hall of Fame, 1998
- 15-year NFL veteran and an All-Pro

Year .....	G	Rec	Yds	Avg	TD	LP	KR	Yds	Avg	TD	LP
1975 .....	9	1	51	51.0	0	51	22	479	21.8	0	39
1976 .....	11	12	219	18.3	2	61	21	554	26.4	0	71
1977 .....	11	7	102	14.6	2	43	32	754	23.6	0	46
1978 .....	11	36	708	19.6	4	90	19	570	30.0	2	100
Total .....	42	56	1080	19.3	8	90	94	2357	25.1	2	100



## EDDIE LEE IVERY, RB

*Thomson, Ga.*

- Set the then-NCAA record with 356 yards rushing vs. Air Force, 1978
- Tech season-record 1,562 yards rushing in 1978
- Third on Tech's career rushing list
- Second-team all-America, 1978
- Georgia Tech Hall of Fame, 1983
- First-round pick (15th) by Green Bay, 1979

Year .....	G	Rsh	Yds	Avg	TD	LP	Rec	Yds	Avg	TD	LP	Ret
1975 .....	6	43	301	7.0	1	30	0	0	0.0	0	0	214
1976 .....	11	146	754	5.2	6	29	4	75	18.8	0	31	15
1977 .....	11	153	900	5.9	6	64	3	93	31.0	1	51	108
1978 .....	11	267	1562	5.9	9	80	20	238	11.9	1	60	79
Total .....	39	609	3517	5.8	22	80	27	406	15.4	2	60	416

### EDDIE LEE IVERY'S

*NCAA single-game record of 356 yards rushing, set vs. Air Force in 1978, lasted until 1984, when Rueben Mayes of Washington State gained 357 yards vs. Oregon.*




## SHAWN JONES, QB

*Thomasville, Ga.*

- Quarterback of 1990 championship squad
- All-ACC second-team, 1990-91
- ACC Rookie of the Year, 1989
- Ranks second to Joe Hamilton in virtually every passing category
- Finished his career as ACC career leader in total offense

Passing .....	G-GS	Cmp-Att	Pct	Yds	TD	Int	Rtg
1989 .....	11	142-271	.524	1748	12	13	111.6
1990 .....	11	142-245	.580	2008	12	13	133.6
1991 .....	12	178-339	.525	2288	18	11	109.2
1992 .....	11	190-362	.525	2397	7	15	117.9
Total .....	45	652-1217	.536	8441	50	51	125.6

Rushing.....	Att	Yds	Avg	TD	LP	Total	TDR
1989 .....	112	330	2.9	3	30	2078	15
1990 .....	91	277	3.0	6	36	2285	19
1991 .....	114	361	3.2	7	35	2649	18
1992 .....	75	-113	—	3	18	2284	18
Total .....	392	855	2.2	19	36	9296	70



## MIKE KELLEY, QB

*Augusta, Ga.*

- Finished his career as Tech's leader in passing yardage, now ranks fourth
- Four-year starter from 1978-81
- Georgia Tech Hall of Fame, 1991

Passing .....	G	Cmp-Att	Pct	Yds	TD	Int	Play	Yds	TDR
1978 .....	10	96-197	.498	1479	7	10	221	1491	7
1979 .....	11	149-300	.497	2051	10	19	399	2107	11
1980 .....	7	68-137	.496	832	3	5	169	809	3
1981 .....	6	78-151	.517	887	3	8	198	791	3
Total .....	34	391-785	.498	5249	23	42	987	5198	24



## KIM KING, QB

*Atlanta, Ga.*

- Named National Player of the Week by Sports Illustrated after Tech's 1966 win over 8th-ranked Tennessee
- Georgia Tech Hall of Fame, 1978

Passing .....	G	Cmp-Att	Pct	Yds	TD	Int	Play	Yds	TDR
1965 .....	10	112-191	.586	1331	11	8	322	1676	13
1966 .....	7	64-124	.516	690	1	8	181	787	4
1967 .....	8	67-145	.462	742	2	7	199	806	4
Total .....	25	243-460	.528	2763	14	23	712	3269	21

# CAREER STATISTICS



## ROBERT LAVETTE, RB

*Cartersville, Ga.*

- Fourth-leading rusher in ACC history
- First-team all-ACC, 1982, 1984
- Third-team all-America, 1984
- Tech's leading scorer among non-kickers
- Fourth-round draft pick by Dallas, 1985
- Georgia Tech Hall of Fame, 1990

Year	G	Rush	Yds	Avg	TD	LP	Rec	Yds	Avg	TD	LP
1981	11	188	866	4.6	7	83	45	307	6.8	0	38
1982	11	280	1208	4.3	19	32	25	286	11.4	0	41
1983	10	186	803	4.3	5	72	21	123	5.9	1	30
1984	11	260	1189	4.6	14	59	23	146	6.3	0	20
Total	43	914	4066	4.4	45	83	114	862	7.6	1	41




## GARY LEE, WR

*Albany, Ga.*

- Finished his career with a Tech-record 14 touchdown receptions, which now ranks third
- Has the best yards-per-catch average in Tech history for a season and career
- One of only three Yellow Jackets to return two kickoffs for touchdowns

Year	G	Rec	Yds	Avg	TD	LP	KR	Yds	Avg	TD	LP
1983	4	2	44	22.0	0	29	0	0	0.0	0	0
1984	11	12	224	18.7	4	32	4	64	16.0	0	17
1985	10	29	645	22.2	6	71	8	242	30.3	1	95
1986	10	24	386	16.1	4	55	30	568	18.9	1	99
Total	35	67	1299	19.4	14	71	42	874	20.8	2	99




## GREG LESTER, WR

*Decatur, Ga.*

- Second-team all-ACC, 1991
- Finished his career ranked second in Tech history in career receiving yards
- Still ranks in the top 10 in career receptions, receiving yards, and touchdown receptions

Receiving	G	Rec	Yds	Avg	TD	LP
1987	11	33	593	18.0	4	87
1988	7	9	128	14.2	1	48
1990	11	16	236	14.8	2	40
1991	12	35	676	19.3	5	76
Total	41	93	1633	17.6	13	87

*Note: Redshirted in 1989*




## DORSEY LEVENS, RB

*Syracuse, N.Y.*

- First-team all-ACC, 1993
- Set Tech record with 7.2-yards per carry average in 1993
- Also played two seasons at Notre Dame
- NFL standout with the Green Bay Packers (1994-01)

Year	G	Rush	Yds	Avg	TD	LP	Rec	Yds	Avg	TD	LP
1992	11	55	213	3.9	2	30	13	142	10.9	1	40
1993	10	114	823	7.2	8	50	8	134	16.8	1	75
Total	21	169	1036	6.1	10	50	21	276	13.1	2	75



## JIMMY LINCOLN, RB

*Pittsburgh, Pa.*

- ACC Rookie of the Year, 1991
- Set Tech freshman record with 942 yards rushing in 1991
- 229 yards rushing vs. Virginia, 1991, for the second-best single-game total in Tech history

Year	G	Rush	Yds	Avg	TD	LP	Rec	Yds	Avg	TD	LP
1991	12	199	913	4.6	2	59	18	123	6.8	0	17
1992	10	65	239	3.7	1	28	10	91	9.1	0	21
1993	11	71	344	4.8	2	75	4	45	11.3	0	17
1994	6	45	105	2.3	0	11	3	30	10.0	0	12
Total	39	380	1601	4.2	5	75	35	289	8.3	0	21



## BILLY LOTH RIDGE, QB/P

*Gainesville, Ga.*

- Runner-up to Navy's Roger Staubach for 1963 Heisman Trophy; 8th in 1962
- First-team all-America, 1963
- Third-team all-America, 1962
- First-team all-SEC, 1962-63
- Georgia Tech Hall of Fame, 1969

Passing	G	Cmp-Att	Pct	Yds	TD	Int
1961	10	34-80	.425	525	2	4
1962	10	83-156	.532	1006	6	8
1963	10	76-153	.497	1017	10	7
Total	30	193-389	.496	2548	18	19

Rushing	Att	Yds	Avg	TD	LP	Total	TDR
1961	53	45	0.8	3	16	570	5
1962	128	478	3.7	9	41	1484	15
1963	117	223	1.9	3	20	1240	13
Total	298	746	2.5	15	41	3294	33

Kicking	G	Punt	Yards	Avg	LP	PAT	FG	LP	TD	Pts
1961	10	55	1791	32.6	62	16-19	4-6	35	3	46
1962	10	54	2102	38.9	59	20-24	5-10	42	9	89
1963	10	46	1887	41.0	61	15-19	12-17	41	3	69
Total	30	155	5780	37.3	62	51-62	21-33	42	15	204




**GARY LEE** celebrates one of his two touchdown catches in Georgia Tech's 35-18 victory over Georgia in Athens in 1984.

# CAREER STATISTICS



**ACC RECORD:** *All-time leading scorer Luke Manget made an ACC-record 160 consecutive extra points in his career from 1999-2002, just one shy of the NCAA record (161, John Becksvoort, Tennessee, 1991-94)*



## LUKE MANGET, PK

*Conyers, Ga.*

- Three-time all-ACC selection in 2000 (first), 2001 (first) and 2002 (second)
- Set an ACC record by making 160 consecutive extra points, just one shy of the NCAA record (161, John Becksvoort, Tennessee, 1991-94)
- Tech's all-time leading scorer with 322 points, which ranks third in ACC history
- Also owns Tech records for points by kicking in a season, and PAT in a game, season and career

Year	G	PAT	0-29	30-39	40-49	50+	FG	LP	Pts
1999	11	53-53	3-3	6-9	2-4	0-0	11-16	49	86
2000	10	38-38	5-6	4-4	2-5	1-1	12-16	50	74
2001	12	40-40	9-10	5-10	3-6	2-2	19-28	51	97
2002	12	29-29	5-5	4-4	3-6	0-2	12-17	41	65
Total	45	160-160	22-24	19-27	10-21	3-5	54-77	51	322



## BILLY MARTIN, E

*Gainesville, Ga.*

- First-team all-America, 1963
- First-team all-SEC, 1962-63
- Second-round draft pick by Chicago Bears, 1964; played five years in NFL
- Georgia Tech Hall of Fame, 1969

Receiving	G	Rec	Yds	Avg	TD	LP
1961	8	16	233	14.6	0	21
1962	10	21	323	15.4	4	31
1963	10	19	221	11.6	2	NA
Total	28	56	777	13.9	6	31




## BUCK MARTIN, E

*Haleyville, Ala.*

- First-team all-America, 1952
- All-SEC, 1951 (2nd) and 1952 (1st)
- Holds school record with four touchdown catches vs. Auburn, 1951
- Georgia Tech Hall of Fame, 1970

Receiving	G	Rec	Yds	Avg	TD	LP
1950	3	4	36	9.0	0	NA
1951	12	7	506	13.7	8	73
1952	12	28	398	14.2	6	NA
Total	27	69	940	13.6	14	73



## JERRY MAYS, RB

*Thomson, Ga.*

- First-team all-ACC, 1989
- ACC Rookie of the Year, 1985
- ACC Brian Piccolo Award, 1989
- Second in Tech history in career rushing yards and third in career receptions
- Georgia Tech Hall of Fame, 1997

Year	G	Rush	Yds	Avg	TD	LP	Rec	Yds	Avg	TD	LP
1985	6	104	566	5.4	3	61	9	95	10.6	1	35
1986	11	148	842	5.7	7	79	23	151	7.0	3	20
1988	11	194	942	4.9	0	51	46	338	7.3	2	25
1989	11	249	1349	5.4	8	61	37	275	7.4	4	22
Total	39	695	3699	5.3	18	79	115	869	7.6	10	35

*Note: Redshirted in 1987*




## EDDIE McASHAN, QB

*Gainesville, Fla.*

- Set school record with five touchdown passes vs. Rice, 1972
- Finished his career with Tech records for career passing yards, completions, TD passes and total offense
- Georgia Tech Hall of Fame, 1995

Passing	G	Cmp-Att	Pct	Yds	TD	Int	Play	Yds	TDR
1970	11	110-223	.493	1138	9	21	292	1209	9
1971	11	125-234	.534	1186	7	14	314	1290	9
1972	10	125-241	.519	1756	16	17	307	1763	17
Total	32	360-698	.516	4080	32	52	913	4262	35



## HARVEY MIDDLETON, SE

*Jamestown, S.C.*

- Finished his career as Georgia Tech's all-time leader in receptions and receiving yards; now ranks second
- First-team all-ACC, 1996
- Led the ACC in receiving in 1996

Receiving	G	Rec	Yds	Avg	TD	LP	Rsh	KR-Yd	PR-Yd	Total
1994	7	18	204	11.3	0	29	0	7-16	5-38	418
1995	11	31	444	14.3	3	47	5	1-24	4-24	497
1996	11	64	804	12.6	3	63	0	0-0	12-129	933
1997	11	52	839	16.1	7	54	7	0-0	22-185	1031
Total	40	165	2291	13.6	13	63	12	8-200	43-376	2879

# CAREER STATISTICS




## WADE MITCHELL, QB

### Atlanta, Ga.

- All-SEC, 1955-56 (3rd)
- Academic All-America, 1955
- Verizon Academic All-America Hall of Fame, 1996
- Georgia Tech Hall of Fame, 1976

Passing.....G	Cmp-Att	Pct	Yds	TD	Int	Play	Yds	TDR
1953.....10	25- 81	.309	375	3	6	116	474	4
1954.....11	28- 60	.467	300	4	4	114	400	4
1955.....11	18- 43	.419	221	1	6	101	303	4
1956.....11	10- 32	.313	106	0	1	54	175	3
Total.....43	81-216	.375	1002	8	17	385	1352	15

Scoring/Defense... G	TD	PAT	FG	Pts	Tck	Int	Yds
1953.....10	1	6-7	0	12	25	4	34
1954.....11	0	14-16	0	14	27	3	94
1955.....11	3	16-19	0	34	23	3	41
1956.....11	3	18-21	0	36	19	3	18
Total.....43	7	54-63	0	96	94	13	187



## JEREMY MUYRES, FS

### Stone Mountain, Ga.

- Three-time All-ACC in 2000 (second team), 2001 (second team) and 2002 (first team)
- Three-time Academic All-ACC (2000-01-02)
- 2003 Verizon Academic All-District
- 2003 ACC Jim Tatum Award
- Finished as Tech's career leader in tackles by defensive back

Tackles.....G-GS	P-A	Total	TFL	FC	FR	Int	PB
1999.....11-7	53-16	69	3-4	0	0	0	3
2000.....11-11	30-13	43	3-10	0	0	4-26	12
2001.....12-12	54-31	85	5-17	0	0	3-2	9
2002.....13-13	44-32	76	3-5	1	1-0	5-37	5
Total.....47-43	181-92	273	14-36	1	1-0	12-65	29




## ROCK PERDONI, DT

### Wellesley, Mass.

- Consensus first-team all-America, 1970
- Third-team all-America, 1969
- Finalist for Lombardi Award, 1970
- All-Southeast Independent, 1969-70
- Georgia Tech Hall of Fame, 1979

Tackles.....Solo	Ast	Total
1969.....22	83	105
1970.....		105
Total.....		210



## NATHAN PERRYMAN, CB

### Columbia, S.C.

- Two-time all-ACC second team, 1995-96
- 72-yard punt return for touchdown vs. Georgia, 1996

Tackles.....G-GS	P-A	Total	TFL	FC	FR	Int	PB
1993.....11-0	12-8	20	0	0	0	1-0	3
1994.....11-11	38-14	52	2-2	0	0	2-0	7
1995.....11-11	47-15	62	2-5	0	0	3-27	13
1996.....11-11	44-9	53	0	1	0	2-44	4
Total.....44-33	141-46	187	4-7	1	0	8-71	27

Punt Returns.....G	No.	Yds	Avg	TD	LP
1993.....11	0	0	0.0	0	0
1994.....11	5	22	4.4	0	10
1995.....11	29	362	12.5	0	56
1996.....11	18	219	12.2	1	72
Total.....44	52	603	11.6	1	72



## JEFF PIERCE, P

### Alpharetta, Ga.


- Holds Tech records for most punts and punting yardage in a season (1980) and career
- Career average of 40.76 is fourth best in Tech history

Punting.....G	No.	Yards	Avg	LP
1978.....11	58	2247	38.7	60
1979.....11	31	1208	39.0	57
1980.....11	88	3609	41.0	68
1981.....11	75	3207	42.8	62
Total.....44	252	10271	40.8	68



**JEFF PIERCE** punted 251 times in his career (1978-81) for more than 10,000 yards, setting the Georgia Tech records in both categories.

# CAREER STATISTICS



## KELLEY RHINO, CB/PR

### Smyrna, Ga.

- First-team all-ACC specialist, 2001
- Tech's career leader in punt returns and punt return yards, breaking his father's records
- Finished his career second in ACC history in career punt return and punt return yards
- Also holds Tech season records for punt returns and punt return yards

Returns ...	G	PR	Yds	Avg	TD	LP	KR	Yds	Avg	TD	LP
1999 .....	11	0	0	0.0	0	0	3	43	14.3	0	18
2000 .....	11	19	173	9.1	0	25	0	0	0.0	0	0
2001 .....	12	48	515	10.7	0	50	7	152	21.7	0	38
2002 .....	11	45	447	9.9	0	48	4	57	14.2	0	22
Total .....	45	112	1135	10.1	0	50	14	252	18.0	0	38



## RANDY RHINO, DB

### Charlotte, N.C.

- Tech's only three-time, first-team all-America in 1972, 1973 (consensus) and 1974
- All Southeast Independent, 1972-73-74
- School-record 96-yard punt return vs. South Carolina, 1972
- Georgia Tech Hall of Fame, 1981
- College Football Hall of Fame Class of 2002

Tackles.....	Tackles	Int	Ret	PB	FR
1972 .....	—	8	—	—	—
1973 .....	66	6	—	—	3
1974 .....	65	0	—	3	—
Total .....	131	14	—	3	3

Returns ...	G	PR	Yds	Avg	TD	LP	KR	Yds	Avg	TD	LP
1972 .....	11	25	441	17.6	1	96	1	23	23.0	0	23
1973 .....	11	12	129	10.8	0	17	17	425	25.0	0	54
1974 .....	11	20	179	9.0	0	25	19	422	22.2	0	57
Total .....	33	57	749	13.1	1	96	37	870	23.5	0	57



**LIKE FATHER, LIKE SON:** All-America Randy Rhino (right) and son Kelley Rhino rank as two of the top punt returners in Tech history.



## RON RICE, PK/P

### Lithonia, Ga.

- School record five field goals and 17 points vs. The Citadel, 1982
- Sixth in Tech history in career points by kicking and fifth in career punting average

Kicking .....	G	PAT	FG	LP	Pts	Punts	Yards	Avg	LP
1980 .....	11	0-0	3-6	0	9	0	0	0.0	0
1981 .....	11	13-15	5-11	46	28	0	0	0.0	0
1982 .....	11	25-25	12-21	58	61	42	1789	42.6	58
1983 .....	11	25-25	9-15	54	52	63	2494	36.5	60
Total .....	44	63-65	29-53	58	150	105	4283	40.8	60




## JIMMY ROBINSON, WR

### Atlanta, Ga.

- All-Southeast Independent, 1972
- Set then-school record with nine touchdown receptions in 1972
- 15th-round draft pick who played seven years in the NFL and is now an NFL assistant coach
- Georgia Tech Hall of Fame, 1981

Receiving .....	G	Rec	Yds	Avg	TD	LP
1972 .....	11	48	812	16.9	9	77
1973 .....	11	34	597	17.6	2	69
1974 .....	10	19	224	11.8	2	39
Total .....	32	101	1633	16.2	12	77




## PEPPER RODGERS, QB/K

### Dacula, Ga.

- Kicked game-winning field goal in Tech's 17-14 win over Baylor in 1952 Orange Bowl
- Threw a touchdown pass and kicked a field in 1953 Sugar Bowl win, capping Tech's 1952 national championship season
- Georgia Tech Hall of Fame, 1970

Passing .....	Cmp-Att	Pct	Yds	TD	Int	TD	PAT	FG	Pts
1951 .....	7-16	.450	58	0	3	1	16-19	2	58
1952 .....	24-54	.444	340	4	4	1	39-44	5	60
1953 .....	51-85	.600	643	7	4	4	13-19	1	40
Total .....	82-155	.529	1041	11	11	6	68-82	8	128



## BOBBY RODRIGUEZ, WR

### Staten Island, N.Y.

- Finished his career as Tech's all-time leading receiver (tied with Jerry Mays)
- Still ranks third in career receptions and fifth in receiving yards

Receiving .....	G	Rec	Yds	Avg	TD	LP
1989 .....	10	18	296	16.4	2	81
1990 .....	11	27	493	18.3	2	54
1991 .....	12	19	271	14.3	0	40
1992 .....	11	51	621	12.2	2	52
Total .....	44	115	1681	14.6	6	81



# CAREER STATISTICS




## CHARLIE ROGERS, RB

### *Matawan, N.J.*

- Second-team all-ACC, 1998
- Only player in Tech history with 500 yards of receiving, rushing and returns
- Sixth in Tech history in all-purpose yards
- Fifth-round draft pick by Seattle, 1999

Year	G	Rush	Yds	Avg	TD	LP	Rec	Yds	Avg	TD	LP
1995	8	0	0	0.0	0	0	0	0	0.0	0	0
1996	11	115	551	4.8	2	30	17	240	14.1	1	96
1997	9	58	297	5.1	0	17	20	184	9.2	1	28
1998	10	47	439	9.3	3	58	21	233	11.1	1	34
Total	38	220	1287	5.9	5	58	58	657	11.3	3	96

Year	PR	Yds	Avg	TD	LP	KOR	Yds	Avg	TD	LP	All-P
1995	0	0	0.0	0	0	15	285	19.0	0	36	285
1996	2	60	30.0	0	45	26	626	24.1	0	76	1477
1997	0	0	0.0	0	0	15	317	21.1	0	44	798
1998	30	425	14.2	2	69	2	36	18.1	0	31	1193
Total	32	485	15.2	2	69	58	1264	21.8	0	76	3753




## NICK ROGERS, DE

### *Atlanta, Ga.*

- Two-time, second-team all-ACC, 2000-01
- Ranks in the top 10 in Tech history in career quarterback sacks and tackles for loss
- Sixth-round draft pick by Minnesota, 2002

Tackles	G	P-A	Tot	TFL	Sck	FC	FR	Int	PB	PR
1998	5	1-0	1	0	0	0	0	0	0	0
1999	9	24-12	36	6-22	1.5-13	1	0	1-17	1	5
2000	11	47-15	62	13-108	9-86	6	0	0	2	16
2001	12	41-23	64	12-30	6-22	1	0	0	1	26
Total	37	113-50	163	31-160	16.5-121	8	0	1-17	4	47



## RON ROGERS, LB

### *Dublin, Ga.*

- Second-team all-ACC, 1995
- Ranks third in Tech history in career tackles
- Sixth-round draft pick by Baltimore, 1998

Tackles	G	P-A	Tot	TFL	Sck	FC	FR	Int	PB	PR
1994	11	38-25	63	0	0	0	2	1-0	0	0
1995	11	77-68	145	4-11	1-3	0	0	1-8	0	5
1996	10	67-45	112	5-21	3-29	0	0	1-5	1	5
1997	11	67-48	115	2-5	0-0	1	0	1-4	2	5
Total	43	249-186	435	11-37	4-32	1	2	4-17	3	15



## TED ROOF, LB

### *Lawrenceville, Ga.*

- First-team all-ACC, 1985
- 25 tackles vs. Tennessee, 1985, second-best single game total in school history
- Georgia Tech Hall of Fame, 1998

Tackles	P-A	Total	TFL	Sack	FC	FR	Int	PB	PR
1982	33-29	62	2	0	0	1	0	0	0
1983		126	4-13	1-15	3	0	1	2	0
1984	63-47	110	8-16	3-21	1	4	0	0	0
1985		119	7-19	1-8	0	0	0	3	1
Total		417	21-48	5-44	4	5	1	5	1



## COLEMAN RUDOLPH, DT

### *Valdosta, Ga.*

- First-team all-America, 1992
- First-team all-ACC, 1991-92
- Academic all-ACC, 1992
- Tech's career leader in sacks
- Second-round draft pick by N.Y. Jets, 1993
- Georgia Tech Hall of Fame, 2002

Tackles	G	P-A	Total	TFL	Sack	FC	FR	PR
1989	9	9-1	10	0	1-10	0	0	0
1990	11	37-29	66	7-28	4.5-31	1	1	10
1991	12	47-26	73	7-23	13-87	2	1	10
1992	10	51-20	71	9.5-34	10-72	1	0	25
Total	42	144-76	220	23.5-85	28.5-200	4	2	45



## LUCIUS SANFORD, LB

### *Atlanta, Ga.*

- First-team all-America, 1977
- All-Southeast Independent, 1975-76-77
- Georgia Tech Hall of Fame, 1985
- Fourth-round draft pick by Buffalo, 1978

Defense	Tackles	FC	FR	Int	PB
1974	124	NA	NA	0	NA
1975	121	2	2	1	2
1976	117	5	2	0	5
1977	71	2	2	0	1
Total	433	9	6	1	8



## JOHN SIAS

### *Winter Park, Fla.*

- All-Southeast Independent, 1968
- Finished his career as Tech's all-time leader in receptions and receiving yards
- School record 14 catches vs. Navy, 1968
- Georgia Tech Hall of Fame, 1982

Receiving	G	Rec	Yds	Avg	TD	LP
1966	8	7	154	22.0	2	49
1967	10	42	671	16.0	4	80
1968	10	61	902	14.8	4	78
Total	28	110	1727	15.7	10	80

# CAREER STATISTICS



**DAVID SIMS, RB**

*Decatur, Ga.*

- All-Southeast Independent, 1974
- One of only seven 2,000-yard rushers in Tech history
- Ranks fifth in Tech history in career rushing yards
- Seventh-round draft pick by Seattle, 1977

Rushing.....	G	Att	Yds	Avg	TD	LP
1974 .....	11	144	881	6.1	6	53
1975 .....	7	72	590	8.2	6	51
1976 .....	11	163	803	4.9	9	38
Total .....	29	379	2274	6.0	21	58



**SCOTT SISSON, K**

*Marietta, Ga.*

- First-team all-America, 1992
- First-team all-ACC, 1992
- Finalist for 1992 Groza Award
- Tech's all-time leader in points and field goals
- Kicked six-game winning field goals, including win over No. 1 Virginia, 1990

Kicking .....	G	PAT	Pct	FG	Pct	LP	Pts
1989 .....	11	30-30	1.000	15-24	.625	46	75
1990 .....	11	39-39	1.000	15-23	.652	43	84
1991 .....	12	30-31	.968	11-17	.647	51	63
1992 .....	11	20-21	.952	19-24	.792	51	77
Total .....	45	119-121	.983	60-88	.682	51	299



**LENNY SNOW, RB**

*Daytona Beach, Fla.*

- First-team all-America, 1966
- Finished 14th in voting for 1966 Heisman Trophy
- Georgia Tech Hall of Fame, 1976

Rushing.....	G	Att	Yds	Avg	TD	LP
1965 .....	9	125	597	4.8	5	48
1966 .....	10	202	761	3.8	12	40
1967 .....	7	118	385	3.3	2	20
Total .....	26	445	1743	3.9	19	48



**DERRICK STEAGALL, WR**

*Newnan, Ga.*

- Set then-school record with 223 yards receiving vs. Virginia, 1997
- Third-best kickoff return average (24.5) in school history

Year .....	G	Rec	Yds	Avg	TD	LP	Rsh	KR-Yd	PR-YD	Total
1993 .....	10	24	385	16.0	1	80	80	16-413	0-0	878
1994 .....	5	16	223	13.9	3	46	36	5-152	4-28	439
1995 .....	9	27	406	15.0	2	43	17	7-122	0-0	545
1997 .....	11	32	625	19.5	3	74	0	0-0	0-0	625
Total .....	35	99	1639	16.6	9	80	133	28-687	4-28	2487

Note: Redshirted in 1996



**KEN SWILLING, S**

*Toccoa, Ga.*

- Consensus first-team all-America, 1990
- Third-team all-America, 1989
- First-team all-ACC, 1989-90
- Thorpe Award Finalist, 1989-90
- Tech's career leader in tackles by DB
- Georgia Tech Hall of Fame, 2001

Tackles... G	P-A	Tot	TFL	Sck	FC	FR	Int	PB	PR
1988 .....11	25-23	48	0	0	1	0	0	4	0
1989 .....11	39-54	93	1-6	0	1	2	6-200	6	0
1990 .....9	35-36	71	1-1	1-3	2	0	5-34	5	2
1991 .....8	25-30	55	2-5	0	0	0	2-10	5	1
Total .....39	124-143	267	4-12	1-3	4	2	13-244	20	3



**PAT SWILLING, DE**

*Toccoa, Ga.*

- First-team all-America, 1985
- First-team all-ACC, 1985
- School-record 15 sacks in 1985, including seven vs. NC State
- Georgia Tech Hall of Fame, 1991
- NFL All-Pro with the New Orleans Saints

Tackles.....	P-A	Total	TFL	Sack	FC	FR
1982 .....	22-14	36	0	1	0	2
1983 .....		45	0	2-21	0	0
1984 .....	84-16	100	8-19	5-54	4	2
1985 .....		84	6-11	15-119	5	1
Total .....		265	14-30	23-194	9	5



**BILL TEAS, RB**

*Andrews, N.C.*

- All-SEC, 1952 (3rd) and 1953 (2nd)
- Ranks 12th on Tech's career rushing list
- Georgia Tech Hall of Fame, 1963

Rushing.....	G	Att	Yds	Avg	TD	LP
1952 .....	12	151	788	5.2	6	41
1953 .....	12	111	554	5.0	4	38
1954 .....	6	45	356	7.9	2	77
Total .....	30	307	1698	5.5	12	77




**TRAVARES TILLMAN, S**

*Lyons, Ga.*

- Second-team all-ACC, 1998 and 1999
- Academic All-ACC, 1999
- Ranks fourth in Tech history in career tackles by a defensive back
- Second-round draft pick by Buffalo, 2000

Tackles.....G	P-A	Tot	TFL	Sck	FC	FR	Int	PB	PR
1996..... 9	16-2	18	0	0	0	0	1-0	0	0
1997..... 11	58-22	80	2-7	0	0	1-22	4-12	5	0
1998..... 11	59-23	82	2-8	1-1	0	1-0	1-0	7	0
1999..... 9	34-22	56	2-6	0	0	0	1-9	5	0
Total..... 40	167-69	236	6-21	1-1	0	2-22	7-21	17	0

# CAREER STATISTICS



## KERRY WATKINS, WR

### LaPlace, La.

- Second-team all-ACC, 2002
- Finished his career second in Tech history in career receptions, receiving yards and receiving touchdowns
- 2002 team captain

Receiving	G	Rec	Yds	Avg	TD	LP
1999	10	33	476	14.4	6	31
2000	10	26	480	18.5	6	72
2001	12	41	674	16.4	5	66
2002	13	71	1,050	14.8	5	69
Total	45	171	2,680	15.7	22	72

Rushing	Att	Yds	Avg	TD	LP	KOR	Yds	Avg	LP	All-P
1999	10	104	10.4	0	26	0	0	0.0	0	580
2000	2	17	8.5	0	11	0	0	0.0	0	497
2001	5	22	4.4	0	12	0	0	0.0	0	696
2002	9	39	4.3	0	15	23	481	20.9	44	1,570
Total	26	182	7.0	0	26	23	481	20.9	44	3,343



## DEZ WHITE, WR

### Orange Park, Fla.

- Second-team all-ACC, 1998-99
- Semifinalist for Biletnikoff Award, 1998-99
- School-record 243 yards receiving vs. Virginia, 1998
- Third in Tech history in career receiving yards and touchdown receptions

Year	G-GS	Rec	Yds	Avg	TD	LP	KR	Yds	Avg	TD	LP
1997	10-0	0	0	0.0	0	0	14	330	23.6	1	95
1998	11-11	46	973	21.2	6	69	26	682	26.2	1	100
1999	11-11	44	860	19.5	4	80	29	689	23.8	0	4
Total	32-22	67	1833	20.4	14	80	69	1701	24.7	2	100




## C.J. WILLIAMS, RB

### West Point, Ga.

- Second-team all-ACC, 1995
- Ranks fifth on Tech's career rushing list
- One of five 1,000-yard rushers in school history

Year	G	Rush	Yds	Avg	TD	LP	Rec	Yds	Avg	TD	LP
1994	1	120	564	4.7	1	32	15	152	10.1	1	80
1995	11	245	1138	4.6	12	37	21	102	4.9	1	12
1996	10	174	663	3.8	7	50	15	150	10.8	2	26
Total	32	539	2365	4.4	20	50	51	404	7.9	4	80



## JERRELLE WILLIAMS, LB

### Orangeburg, S.C.

- Finished his career at Tech's all-time leading tackler
- Second-team all-ACC, 1991



**RECARDO WIMBUSH** started every game at linebacker from 1999-2002 and earned second-team all-ACC honors as a senior.

Tackles	G	P-A	Tot	TFL	Sck	FC	FR	Int	PB	PR
1988	8	25-15	40	0	0	0	0	0	0	0
1989	11	75-70	145	2-4	2-19	0	0	0	4	1
1990	11	80-65	145	2-4	5-30	3	3	1	2	3
1991	12	66-41	107	4-6	0	2	1	1	5	0
Total	42	246-191	437	8-14	7-49	5	4	2	11	4




## RODNEY WILLIAMS, P

### Decatur, Ga.

- Third-team all-America, 1997
- First-team all-ACC, 1997-98
- Finalist for Mosi Tatupu Award, 1997-98
- School records for punting average in game, season and career
- Seventh-round draft pick by St. Louis, 1999

Punting	G	No.	Yards	Avg	Net	LP
1995	5	28	1,068	38.1	32.3	57
1996	11	53	2,034	38.4	36.9	77
1997	10	47	2,145	45.6	40.6	64
1998	11	50	2,126	42.5	30.1	64
Total	37	178	7,373	41.4	38.1	77



## RECARDO WIMBUSH, LB

### Blakely, Ga.

- Second-team all-ACC, 2002; honorable mention, 2000-01
- Four-year starter who started every game from 1999-02 (47 games)
- 2002 team captain

Year	G	P-A	Tkl	TFL	Sck	FC	FR	Int	PB
1999	11	53-38	91	4-11	0	0	0-0	1-2	2
2000	11	67-27	94	13-40	3-20	1	2-0	1-0	5
2001	12	63-33	96	9-18	1-2	0	1-25	0-0	5
2002	13	53-41	94	6-21	2-17	2	2-2	0-0	3
Total	47	236-139	375	32-90	6-39	3	5-27	2-2	15

# DRAFT PICKS



**MARCO COLEMAN**, a Pro Bowler for the Redskins in 2001, was Miami's first-round draft pick in 1991.

## 2003

None

## 2002

Nick Rogers, LB, Minnesota, 6-177  
Chris Young, DB, Denver, 7-228

## 2001

None

## 2000

Travares Tillman, DB, Buffalo, 2-58  
Dez White, WR, Chicago, 3-69  
Joe Hamilton, QB, Tampa Bay, 7-234

## 1999

Nate Stimson, LB, Washington, 4-107  
Charlie Rogers, WR, Seattle, 5-152  
Rodney Williams, P, St. Louis, 7-252

## 1998

Keith Brooking, LB, Atlanta, 1-12  
Ron Rogers, LB, Baltimore, 6-154

## 1997

None

## 1996

Michael Cheever, C, Jacksonville, 2-60  
Ryan Stewart, DB, Detroit, 3-76

## 1995

Lethon Flowers, DB, Pittsburgh, 5-151  
Charlie Simmons, SE, Green Bay, 6-173  
Jamal Cox, Chicago, 7-229

## 1994

Gary Brown, T, Pittsburgh, 5-148  
Dorsey Levens, RB, Green Bay, 5-113

## 1993

Coleman Rudolph, DT, N.Y. Jets, 2-36  
Scott Sisson, K, New England, 5-113

## 1992

Marco Coleman, OLB, Miami, 1-12  
Mike Mooney, T, Houston, 4-108  
Ken Swilling, SS, Tampa Bay, 7-184  
Willie Clay, CB, Detroit, 8-221  
Tom Covington, TE, San Francisco, 11-300

## 1991

Calvin Tuggle, LB, Tampa Bay, 7-174  
Jim Lavin, G, Cincinnati, 10-268

## 1990

Sean Smith, DE, New England, 11-280

## 1989

Willis Crockett, LB, Dallas, 5-119  
Cedric Stallworth, DB, Green Bay, 11-281

## 1988

Sammy Lilly, DB, N.Y. Giants, 8-202

## 1987

Reginald Rutland, DB, Minnesota, 4-100  
John Davis, OL, Houston, 11-287  
Gary Lee, WR, Detroit, 12-315  
Tyrone Sorrells, TE, New Orleans, 12-319

## 1986

Pat Swilling, OLB, New Orleans, 3-60  
Mark Pike, DT, Buffalo, 7-178  
Mike Travis, DB, San Diego, 12-333

## 1985

Robert Lavette, RB, Dallas, 4-103  
Ken Whisenhunt, TE, Atlanta, 12-313

## 1984

Ronny Cone, RB, N.Y. Jets, 10-251

## 1983

David Lutz, OL, Kansas City, 2-34  
Ellis Gardner, OL, Kansas City, 6-146  
Jim Bob Taylor, QB, Baltimore, 11-280

## 1982

Mike Kelley, QB, Atlanta, 6-149

## 1981

None

## 1980

Henry Johnson, LB, Minnesota, 7-174  
Al Richardson, LB, Atlanta, 8-201  
Tom Daniel, C, New England, 10-266

## 1979

Eddie Lee Ivery, RB, Green Bay, 1-15  
Kent Hill, T, L.A. Rams, 1-26  
Don Bessillieu, DB, Miami, 5-134  
Roy Simmons, G, N.Y. Giants, 8-201  
Michael Taylor, T, Houston Oilers, 11-298  
Mike Blanton, DE, Miami, 11-299  
Drew Hill, WR, L.A. Rams, 12-328

## 1978

Reggie Wilkes, LB, Philadelphia, 3-66  
Lucius Sanford, LB, Buffalo, 4-89  
Randy Pass, G-C, N.Y. Giants, 6-147

## 1977

David Sims, RB, Seattle, 7-189  
Tony Daykin, LB, Detroit, 11-283  
Leo Tierney, C, Cleveland, 12-325

## 1976

Steve Raible, WR, Seattle, 2-59  
Rick Gibney, DT, Baltimore, 11-310  
Jeff Urczyk, G, Seattle, 16-432  
Danny Myers, QB, St. Louis, 17-483

## 1975

Billy Shields, T, San Diego, 6-136  
Joe Harris, LB, Chicago, 8-197  
Randy Rhino, DB, New Orleans, 14-343  
Jimmy Robinson, WR, Atlanta, 15-367

## 1974

None

## 1973

Mike Oven, TE, San Francisco, 16-408  
Eddie McAshan, QB, New England, 17-420

## 1972

None

## 1971

Steve Harkey, WR, N.Y. Jets, 16-396

## 1970

None

## 1969

Larry Good, QB, Baltimore, 9-232  
John Sias, WR, Denver, 13-321  
Joe Stevenson, TE, Cleveland, 15-384  
Terry Story, T, Cincinnati, 17-421

## 1968

Lenny Snow, RB, Minnesota, 7-171  
Randall Edmunds, LB, Miami, 8-217  
Kim King, QB, Pittsburgh, 11-282

## 1967

Lamar Wright, G, Detroit, 13-322  
Sam Burke, DB, Detroit, 15-374

## 1966 NFL

Craig Baynham, E, Dallas, 12  
Jim Breland, C, San Francisco, 17  
Bill Moorner, C, Philadelphia, 18

## 1966 AFL

None

## 1966 AFL Redshirt

Craig Baynham, E, Miami, 9  
Bill Moorner, C, Buffalo, 10

## 1965 NFL

Dave Simmons, LB, St. Louis, 2  
Gerry Bussell, HB, Cleveland, 2  
Tom Bleick, HB, Baltimore, 9  
Dave Austin, E, Philadelphia, 17

## 1965 AFL

Dave Simmons, LB, Buffalo  
Gerry Bussell, DB, Denver, 9

## 1965 AFL Redshirt

Tom Bleick, HB, Houston, 9  
Dave Austin, E, N.Y. Jets, 10

## 1964 NFL

Billy Martin, E, Chicago, 2  
Ted Davis, LB, Baltimore, 4  
Billy Lothridge, QB, Dallas, 6  
Bill Curry, C, Green Bay, 20

## 1964 AFL

Ted Davis, LB, San Diego, 1  
Billy Martin, E, Kansas City, 2  
Billy Lothridge, QB, Oakland, 12  
Bill Curry, C, Oakland, 23

## 1963 NFL

Rufus Guthrie, G, L.A. Rams, 1-10  
Joe Auer, HB, L.A. Rams, 5  
Dave Watson, LB, Chicago, 9  
Bob Caldwell, C, Washington, 12  
Tom Windinger, Washington, 14  
Larry Stallings, LB, St. Louis, 18

# DRAFT PICKS

## 1963 AFL

Rufus Guthrie, G, San Diego, 2  
Larry Stallings, LB, Buffalo, 9  
Dave Watson, LB, Boston, 11  
Joe Auer, HB, Dallas Texans, 15

## 1962 NFL

Dave Steadman, T, L.A. Rams, 17  
Harold Ericksen, G, Philadelphia, 19

## 1962 AFL

Russ Foret, T, Dallas Texans, 23  
Al Lederle, E, Houston, 33

## 1961 NFL

Ed Nutting, T, Cleveland, 2  
Billy Shaw, T, Dallas Cowboys, 14  
Al Lederle, E, L.A. Rams, 20  
Chick Graning, HB, St. Louis, 9

## 1961 AFL

Billy Shaw, T, Buffalo, 2  
Marvin Tibbets, HB, Dallas Texans, 11  
Ed Nutting, T, Dallas Texans, 15  
Chick Graning, HB, Denver, 18  
Gerald Burch, E, Oakland, 13

## 1960 NFL

Maxie Baughan, C, Philadelphia, 2  
Emmett Wilson, T, Philadelphia, 6  
Taz Anderson, HB, Cleveland, 7

## 1960 AFL

Jack Rudolph, LB, Boston  
Taz Anderson, HB, Dallas Texans  
Toby Deese, T-G, Dallas Texans  
Tom Roberts, T-G, Denver  
Emmett Wilson, T, Denver  
Floyd Faucette, HB, L.A. Chargers  
Maxie Baughan, C, Minneapolis

## 1959 NFL

Floyd Faucette, B, Chi. Cardinals, 11  
Jack Rudolph, LB, Detroit, 17  
Jim Benson, B, Philadelphia, 18  
Toby Deese, T, San Francisco, 20

## 1958 NFL

Stan Flowers, RB, Washington, 3  
Arley Finley, T, Green Bay, 16  
Don Stephenson, C, Washington, 19  
Ted Smith, E, Washington, 30

## 1957 NFL

Carl Vereen, T, Green Bay, 4  
George Volkert, B, Pittsburgh, 6  
Wade Mitchell, QB, Washington, 12  
Sam Owen, B, Washington, 21  
Paul Rotenberry, RB, Washington, 26  
Ormand Anderson, T, Washington, 27

## 1956 NFL

Dickie Mattison, B, Chi. Cardinals, 20  
Franklin Brooks, G, Washington, 25

## 1955 NFL

Larry Morris, C, L.A. Rams, 1-6  
Billy Teas, RB, L.A. Rams, 8  
John Lee, B, Baltimore, 14  
Rees Phenix, T, Pittsburgh, 21

## 1954 NFL

Henry Hair, E, L.A. Rams, 3  
Glenn Turner, HB, Baltimore, 7  
Dave Davis, E, Green Bay, 9  
Sam Hensley, E, L.A. Rams, 13  
Ed Gossage, T, San Francisco, 15  
Roger Frey, T, L.A. Rams, 16  
Frank Givens, T, L.A. Rams, 19  
Leon Hardeman, HB, Baltimore, 23  
Pepper Rodgers, QB, Baltimore, 27  
Bill Sennett, E, Baltimore, 27

## 1953 NFL

Ray Beck, G, N.Y. Giants, 2  
George Morris, C, San Francisco, 2  
Buck Martin, E, Chi. Cardinals, 4  
Hal Miller, T, San Francisco, 5  
Pete Brown, G, San Francisco, 10  
Bobby Moorhead, B, Baltimore, 13  
Jeff Knox, E, Philadelphia, 23

## 1952 NFL

Lum Snyder, T, Philadelphia, 3  
Darrell Crawford, B, Chi. Cardinals, 17

## 1951 NFL

Dick Harvin, E, San Francisco, 13  
Rob McCoy, B, L.A. Rams, 14  
Bobby North, B, N.Y. Yanks, 15  
Bob Bossons, C, Green Bay, 27

## 1949 NFL

Frank Ziegler, B, Philadelphia, 3  
George Brodnax, E, Detroit, 5  
Joe E. Brown, B, Chi. Cardinals, 8  
Clay Matthews, T, L.A. Rams, 15

## 1949 AAFC

George Brodnax, E, San Francisco, 5-36  
L.E. "Jack" Glenn, T, N.Y. Yankees, 15-112  
J.L. "Dinky" Bowen, B, Cleveland, 16-125

## 1948 NFL

Bill Healy, G, Boston, 3  
Jim Still, QB, Chicago Cardinals, 14  
George Mathews, B, N.Y. Giants, 18  
J.L. "Dinky" Bowen, B, Pittsburgh, 28



**KEITH BROOKING** was the 12th player taken in the 1998 NFL draft, Tech's highest draftee since Marco Coleman in 1992. Brooking went on to help the Atlanta Falcons reach the Super Bowl in his rookie season.

## 1948 AAFC

Frank Ziegler, B, L.A. Dons, 20-133  
Jim Still, QB, L.A. Dons, 26-181

## 1947 NFL

Bob Davis, T, N.Y. Giants, 4  
George B. Hills, G, Green Bay, 10

## 1947 AAFC

Bob Davis, T, Buffalo, 2-10  
Paul Duke, C, San Francisco, 3-22  
Frank Broyles, San Francisco, 10-78  
Bill Healy, G, N.Y. Yankees, 11-87  
R.J. Jordan, E, Chicago Rockets, 13-100

## 1946 NFL

Frank Broyles, QB, Chicago Bears, 3  
Paul Duke, C, N.Y. Giants, 4  
W.P. McHugh, P, Philadelphia, 10  
George Hills, G, Green Bay, 12  
Dean Gaines, T, Green Bay, 14  
Ed Holtsinger, B, Green Bay, 25  
Chuck Murdoch, E, Detroit, 25  
Roland Phillips, T, Washington, 25  
William O. (Tex) Ritter, B, Washington, 28

## 1945 NFL

Eddie Prokop, B, Boston, 1-4  
John Steber, G, Washington, 5

## 1944 NFL

A. Ed Ryckley, E, Chicago Bears, 15

## 1943 NFL

Harvey Hardy, G, Brooklyn, 26

## 1940 NFL

Buck Murphy, B, Washington, 18

## 1938 NFL

M.J. "Dutch" Konemann, B, N.Y. Giants, 3  
Fletcher Sims, B, Chicago Bears, 6

## 1937 NFL

Middleton Fitzsimmons, G, Chicago Cardinals, 10

# PRO PLAYERS




**DORSEY LEVENS**



**JON CARMAN**



**CHARLIE ROGERS**



**LETHON FLOWERS**

**Kyle Ambrose (DT)**  
Denver Broncos, 1987

**Taz Anderson (SE)**  
St. Louis Cardinals, 1961-64  
Atlanta Falcons, 1966-67

**Joe Auer (RB)**  
Buffalo Bills, 1964-65  
Miami Dolphins, 1966-67  
Atlanta Falcons, 1968

**Thomas Balkcom (DB)**  
Miami Dolphins, 1991

**Maxie Baughan (LB)**  
Philadelphia Eagles, 1960-65  
Los Angeles Rams, 1966-70  
Washington Redskins, 1971-74

**Craig Baynham (RB)**  
Dallas Cowboys, 1967-69  
Chicago Bears, 1970  
St. Louis Cardinals, 1972

**Grant Baynham (TE)**  
St. Louis Rams, 1997  
Minnesota Vikings, 1997  
Barcelona (NFL Europe), 1998

**Scott Beavers (G)**  
Denver Broncos, 1990-91  
Kansas City Chiefs, 1992

**William Bell (RB)**  
Washington Redskins, 1994-96

**Ray Beck (G)**  
New York Giants, 1952, 55-57

**Jason Bender (P)**  
Miami Dolphins, 1995

**Don Bessillieu (DB)**  
Miami Dolphins, 1979-81  
St. Louis Cardinals, 1982  
Los Angeles Raiders, 1983, 85  
Jacksonville Bulls, 1985  
Memphis Showboats, 1985-86

**Peter Blazek (T)**  
Seattle Seahawks, 1985

**Tom Bleick (S)**  
Baltimore Colts, 1966  
Atlanta Falcons, 1967

**Jason Bostic (CB)**  
Philadelphia Eagles, 1999-01  
Buffalo Bills, 2002-03

**Patrick Bradford (DT)**  
Amsterdam (Europe), 2000

**Brian Bravy (G)**  
New Orleans Saints, 1995

**John Brewer (HB)**  
Dayton, 1929

**Keith Brooking (LB)**  
Atlanta Falcons, 1998-02

**Chris Brown (T)**  
Carolina Panthers, 2001  
Chicago Bears, 2001-02  
Scotland (NFL Europe), 2003

**Gary Brown (G)**  
Pittsburgh Steelers, 1994  
Green Bay Packers, 1994-96  
Barcelona (NFL Europe), 1998-00

**Karl Brown (DB)**  
Denver Broncos, 1990

**Pete Brown (C-LB-P)**  
San Francisco 49ers, 1953-54  
British Columbia Lions, 1958

**Sammy Brown (DB)**  
Jacksonville Bulls, 1984-85

**Gerald Burch (E)**  
Oakland Raiders, 1961

**Willie Burks (DT)**  
Detroit Lions, 1990

**Joe Burns (RB)**  
Buffalo Bills, 2002-03

**Gerry Bussell (DB)**  
Denver Broncos, 1965

**Delaunta Cameron (LB)**  
Tennessee Titans, 1999  
Detroit Lions, 2000

**Kelly Campbell (WR)**  
Minnesota Vikings, 2002-03

**Jon Carman (T)**  
Buffalo Bills, 2000-02  
Minnesota Vikings, 2002-03

**Ken Celaj (G)**  
Miami Dolphins, 1998

**Michael Cheever (C)**  
Jacksonville Jaguars, 1996-98

**Jamara Clark (CB)**  
Atlanta Falcons, 2001

**Willie Clay (CB)**  
Detroit Lions, 1992-95  
New England Patriots, 1996-98  
New Orleans Saints, 1999

**Felipe Claybrooks (DE)**  
Arizona Cardinals, 2001  
Cleveland Browns, 2001-03

**Jimmy Clements (LB)**  
Chicago Bears, 1997

**Fred Coger (OLB)**  
Dallas Cowboys, 1995  
Calgary Stampeders (CFL), 1996

**Marco Coleman (DE)**  
Miami Dolphins, 1992-95  
San Diego Chargers, 1996-98  
Washington Redskins, 1999-01  
Jacksonville Jaguars, 2002-03

**Ronny Cone (RB)**  
New York Jets, 1984-85

**Tom Covington (TE)**  
San Francisco 49ers, 1992-93

**Jamal Cox (ILB)**  
Chicago Bears, 1995  
Carolina Panthers, 1995  
Jacksonville Jaguars, 1995  
Rhein Fire (WFLA), 1996-97

**Willis Crockett (LB)**  
Dallas Cowboys, 1989-91

**Bill Curry (C)**  
Green Bay Packers, 1965-66  
Baltimore Colts, 1967-72  
Houston Oilers, 1973  
Los Angeles Rams, 1974

**Tom Daniel (C)**  
New England Patriots, 1979

**Bobby Davis (T)**  
Boston, 1948

**Donnie Davis (QB)**  
Arizona Rattlers (Arena), 1997-98  
Georgia Force (Arena), 2002-03

**John Davis (G)**  
Houston Oilers, 1987-88  
Buffalo Bills, 1989-94

**Lamar Davis (E)**  
Baltimore Colts, 1974

**Ted Davis (LB)**  
Baltimore Colts, 1964-66  
New Orleans Saints, 1967-69  
Miami Dolphins, 1970

**Tony Daykin (LB)**  
Detroit Lions, 1977-78  
Atlanta Falcons, 1979-82

**Paul Duke (C)**  
New York Yankees, 1947

**Jason Dukes (T)**  
Jacksonville Jaguars, 1996

**Marvin Dyett (DE)**  
Jacksonville Bulls, 1984-85

**Randall Edmunds (LB)**  
Miami Dolphins, 1968-69  
New England Patriots, 1971  
Baltimore Colts, 1972

**Floyd Faucette (HB)**  
San Diego Chargers, 1960

**Nick Ferguson (CB)**  
Cincinnati Bengals, 1996  
Saskatchewan (CFL), 1996-98  
Chicago Bears, 1999  
Rhein (NFL Europe), 1999-00  
N.Y. Jets, 2000-01  
Buffalo Bills, 2002  
Denver Broncos, 2003

**Lethon Flowers (DB)**  
Pittsburgh Steelers, 1995-02  
Denver Broncos, 2003

**Elliott Fortune (DE)**  
Cleveland Browns, 1995  
Baltimore Ravens, 1996-97  
Rhein (NFL Europe), 1998

**Dave Frakes (K)**  
Washington Redskins, 1998

**Russell Freeman (T)**  
Denver Broncos, 1992-94  
Oakland Raiders, 1995

**Bill Fulcher (LB)**  
Washington Redskins, 1956-58

# PRO PLAYERS

## Ellis Gardner (T-G)

Kansas City Chiefs, 1983  
Houston Oilers, 1984  
Indianapolis Colts, 1985

## Darrell Gast (QB)

Philadelphia Eagles, 1988

## Bill Giaver (HB)

Hammond, 1922, 1925  
Rock Island, 1923  
Racine, 1924  
Louisville, 1926

## Walt Godwin (G)

Staten Island, 1929

## Chick Graning (HB)

St. Louis Cardinals, 1962  
Boston Patriots, 1963  
B.C. Lions (CFL), 1966-67

## Jerome Green (RB)

Boston Patriots, 1960

## Sean Gregory (RB)

Baltimore Ravens, 2002

## Rufus Guthrie (G)

San Diego Chargers, 1963

## Joe Guyon (HB)

Canton, 1920  
Cleveland, 1921  
Washington, 1921  
Oorang, 1922-23  
Rock Island, 1924  
Kansas City, 1924-25  
New York Giants, 1927

## Derek Gwinn (G)

Kansas City Chiefs, 1984-85

## Steve Harkey (RB)

New York Jets, 1971-72

## Joe Hamilton (QB)

Tampa Bay Buccaneers, 2000-02  
Frankfurt Galaxy, 2002

## Joe Harris (LB)

Washington Redskins, 1977  
San Francisco 49ers, 1978  
Minnesota Vikings, 1979  
Los Angeles Rams, 1979-81  
Baltimore Colts, 1982  
Washington Federals, 1983

## Anthony Harrison (DB)

Green Bay Packers, 1987

## John Helms (E)

Detroit Lions, 1946

## David Hendrix (SS)

San Diego Chargers, 1995-96

## Urban Henry (DT)

Los Angeles Rams, 1961  
Green Bay Packers, 1963  
Pittsburgh Steelers, 1964

## Don Hickson (OLB)

Cleveland Browns, 1995

## Drew Hill (WR)

Los Angeles Rams, 1979-85  
Houston Oilers, 1986-91  
Atlanta Falcons, 1992-93

## Kent Hill (T)

Los Angeles Rams, 1979-86  
Houston Oilers, 1987-88

## Ken Howell (G)

Philadelphia Eagles, 1983  
Jacksonville Bulls, 1984-85

## Ralph Hughes (DE)

Tampa Bay Buccaneers, 1998

## John Ivmeyer (T)

Kansas City Chiefs, 1986

## Eddie Lee Ivery (RB)

Green Bay Packers, 1979-89

## Darryl Jenkins (T)

San Diego Chargers, 1991-92

## Henry Johnson (LB)

Minnesota Vikings, 1980-83

## Tom Johnson (LB)

San Diego Chargers, 1994

## Shawn Jones (QB)

Minnesota Vikings, 1993  
Baltimore (CFL), 1994-95

## Paul Jurgensen (DE)

New Orleans Saints, 1988

## Mike Kelley (QB)

Atlanta Falcons, 1982  
Tampa Bay Bandits, 1983  
Memphis Showboats, 1984-86

## Tony Kepano (G)

Washington Redskins, 1985  
New York Jets, 1986

## Robert Lavette (RB)

Dallas Cowboys, 1985-87  
Atlanta Falcons, 1988

## Jim Lavin (G)

Cincinnati Bengals, 1991  
San Diego Chargers, 1993  
Sacramento (CFL), 1993

## Gary Lee (WR)

Detroit Lions, 1987-89

## Ivery Lee (NG)

Houston Oilers, 1988

## Greg Lester (FL)

Denver Broncos, 1992

## Dorsey Levens (RB)

Green Bay Packers, 1994-01  
Philadelphia Eagles, 2002  
New York Giants, 2003

## Sammy Lilly (CB)

New York Giants, 1988  
Philadelphia Eagles, 1989-90  
Los Angeles Rams, 1990-91, 92  
Tampa Bay Buccaneers, 1992  
Winnipeg Blue Bombers, 1993

## Billy Lothridge (P)

Dallas Cowboys, 1964  
Los Angeles Rams, 1965  
Atlanta Falcons, 1966-71  
Miami Dolphins, 1972

## Roy Lumpkin (B)

Portsmouth, 1930-33  
Detroit Lions, 1934  
Brooklyn, 1935-37

## David Lutz (T)

Kansas City Chiefs, 1983-92  
Detroit Lions, 1993-95

## Ralph Malone (LB)

Cleveland Browns, 1986-88  
Miami Dolphins, 1989

## Billy Martin (E)

Chicago Bears, 1964-65  
Atlanta Falcons, 1966-67  
Minnesota Vikings, 1968

## Jeff Mathis (DT)

Phoenix Cardinals, 1990

## TECH'S ACTIVE NFL VETERANS

Player	NFL Yr.	Current Team
Jason Bostic	5th	Buffalo Bills
Keith Brooking	6th	Atlanta Falcons
Joe Burns	2nd	Buffalo Bills
Kelly Campbell	2nd	Minnesota Vikings
Jon Carman	3rd	Minnesota Vikings
Felipe Claybrooks	2nd	Cleveland Browns
Marco Coleman	12th	Jacksonville Jaguars
Nick Ferguson	8th	Denver Broncos
Lethon Flowers	9th	Denver Broncos
Dorsey Levens	9th	New York Giants
Charlie Rogers	5th	Miami Dolphins
Nick Rogers	2nd	Minnesota Vikings
Travares Tillman	3rd	Houston Texans
Dez White	4th	Chicago Bears
Rodney Williams	3rd	Seattle Seahawks
Chris Young	2nd	Denver Broncos

## 2003 FREE AGENTS

Will Glover	New York Jets
Will Heller	Tampa Bay Buccaneers
Marvious Hester	Tampa Bay Buccaneers
Luke Manget	New Orleans Saints
Kelley Rhino	Montreal (CFL)
Raymond Roberts-Blake	Winnipeg (CFL)
Kerry Watkins	New England Patriots
Recardo Wimbush	Atlanta Falcons

## Clay Matthews (DE)

San Francisco 49ers, 1950, 1953-55

## Jerry Mays (RB)

San Diego Chargers, 1990

## Felton McConnell (G)

Buffalo, 1927

## Curtis McGee (T)

New England Patriots, 1997  
Frankfurt (NFL Europe), 1997  
Pittsburgh Steelers, 1998  
St. Louis Rams, 1999  
New York/New Jersey (XFL), 2001  
Carolina Cobras (Arena), 2001

## Jason McGill (WR)

Miami Dolphins, 1993  
Green Bay Packers, 1993  
Philadelphia Eagles, 1994

## Pat McHugh (B)

Philadelphia Eagles, 1947-51

## Emmett Merchant (SE)

Philadelphia Eagles, 1992

## Harvey Middleton (WR)

Philadelphia Eagles, 1998-99

## Jermaine Miles (DE)

New England Patriots, 1997  
New Orleans Saints, 2001-02

## Hal Miller (OT)

San Francisco 49ers, 1953

## Veryl Miller (C)

Washington Redskins, 1991

## Warner Mizell (HB)

Brooklyn, 1931  
Frankford, 1931

## Mike Mooney (T)

Houston Oilers, 1992  
San Diego Chargers, 1992-93

## Pat Moriarty (RB)

Cleveland Browns, 1979

## George Morris (C-LB)

San Francisco 49ers, 1956

## Larry Morris (LB)

Los Angeles Rams, 1955-57  
Chicago Bears, 1959-65  
Atlanta Falcons, 1966

## Fred Murphy (E)

Cleveland Browns, 1960  
Minnesota Vikings, 1961

## Najee Mustafaa

(Reginald Rutland) (CB)  
Minnesota Vikings, 1987-92  
Cleveland Browns, 1993-94  
Oakland Raiders, 1995

## Danny Myers (QB)

St. Louis Cardinals, 1976

## Ed Nutting (DT)

Cleveland Browns, 1961  
Dallas Cowboys, 1963

# PRO PLAYERS

**Craig Page (C)**  
Tennessee Titans, 1999-00  
Dallas Cowboys, 2000-01  
Atlanta Falcons, 2001-02

**Ken Parker (DT)**  
Seattle Seahawks, 1986

**Bill Paschal (HB)**  
New York Giants, 1943-47  
Boston Patriots, 1947-48

**Randy Pass (LB)**  
Green Bay Packers, 1978

**Don Patterson (DB)**  
Detroit Lions, 1979  
New York Giants, 1980

**Nathan Perryman (CB)**  
Arizona Cardinals, 1997

**Kevin Peoples (SS)**  
Sacramento Gold Miners (CFL), 1993

**Jeff Pierce (P)**  
Jacksonville Bulls (USFL), 1984

**Mark Pike (DE)**  
Buffalo Bills, 1986-98

**Cleve Pounds (DB)**  
New York Giants, 1986

**Eddie Prokop (HB)**  
N.Y. Yankees, 1946-47, '49  
Chicago Rockets, 1948

**Steve Raible (WR)**  
Seattle Seahawks, 1976-81

**Randy Rhino (DB)**  
New Orleans Saints, 1975  
Charlotte Hornets (WFL), 1975  
Montreal Alouettes (CFL), 1976-80  
Ottawa Roughriders (CFL), 1981

**Al Richardson (LB)**  
Atlanta Falcons, 1980-86

**Jimmy Robinson (WR)**  
Atlanta Falcons, 1975  
New York Giants, 1976-79  
San Francisco 49ers, 1980  
Denver Broncos, 1981

**Charlie Rogers (WR)**  
Seattle Seahawks, 1999-01  
Buffalo Bills, 2002  
Miami Dolphins, 2003

**Ron Rogers (LB)**  
Baltimore Ravens, 1998  
Indianapolis Colts, 1998-99

**Ted Roof (LB)**  
Tampa Bay Buccaneers, 1986

**Coleman Rudolph (DT)**  
New York Jets, 1993-94  
New York Giants, 1994-96

**Jack Rudolph (LB)**  
Boston Patriots, 1960-65  
Miami Dolphins, 1966

**Lucius Sanford (LB)**  
Buffalo Bills, 1978-86  
Cleveland Browns, 1987

**Al Santone (G)**  
Hartford, 1926

**Stefen Scotton (RB)**  
Miami Dolphins, 1991

**Billy Shaw (G)**  
Buffalo Bills, 1961-69

**Derrick Shepard (DT)**  
Miami Dolphins, 1998

**Billy Shields (T)**  
San Diego Chargers, 1975-83  
San Francisco 49ers, 1984  
New York Jets, 1985  
Kansas City Chiefs, 1985

**Charlie Simmons (WR)**  
Green Bay Packers, 1995

**Dave Simmons (LB)**  
St. Louis Cardinals, 1965-66  
New Orleans Saints, 1967  
Dallas Cowboys, 1968

**Roy Simmons (G)**  
New York Giants, 1979-81  
Washington Redskins, 1981-83  
Jacksonville (USFL), 1984-86

**David Sims (RB)**  
Seattle Seahawks, 1977-79

**Scott Sisson (K)**  
New England Patriots, 1993-94  
Jacksonville Jaguars, 1995  
Minnesota Vikings, 1996

**Eugene Smith (G)**  
Chicago Bears, 1960

**Michael Smith (FB)**  
Birmingham Baracudas (CFL), 1995

**Sean Smith (T)**  
New England Patriots, 1990-91  
Atlanta Falcons, 1992

**Lum Snyder (T)**  
Philadelphia Eagles, 1952-55, 58

**Tyrone Sorrells (T)**  
New Orleans Saints, 1987  
Cleveland Browns, 1988-89

**Ken Southerland (T)**  
Miami Dolphins, 1985

**Glenn Spencer (DT)**  
Jacksonville Bulls, 1986

**Larry Stallings (LB)**  
St. Louis Cardinals, 1963-76

**Cedric Stallworth (DB)**  
Green Bay Packers, 1989  
Frankfurt Galaxy, 1991-92

**Derrick Steagall (WR)**  
Miami Dolphins, 1998-99

**John Steber (G)**  
Washington Redskins, 1946-50

**Rod Stephens (LB)**  
Seattle Seahawks, 1989-94  
Washington Redskins, 1995-96

**Joel Stevenson (TE)**  
Cleveland Browns, 1969

**Ryan Stewart (FS)**  
Detroit Lions, 1996-99-01

**Jim Still (QB-DB)**  
Buffalo, 1948-49

**Nate Stimson (LB)**  
Indianapolis Colts, 1999-00

**Vernon Strickland (LB)**  
San Francisco 49'ers, 1998-99  
Berlin (NFL Europe), 1999  
N.Y. Giants, 2000-01

**Rick Strom (QB)**  
Pittsburgh Steelers, 1988-93  
Buffalo Bills, 1994-95  
Detroit Lions, 1996

**Ken Swilling (SS)**  
Tampa Bay Buccaneers, 1992  
Cleveland Browns, 1992-93  
Arizona Cardinals, 1994



**BILLY SHAW:** *The former Tech standout and long-time Buffalo Bill was enshrined in the Pro Football Hall of Fame in 1999.*

## PRO FOOTBALL HALL OF FAME

**Joe Guyon, BB**  
*Inducted in 1966*

**Billy Shaw, T**  
*Inducted in 1999*

**Pat Swilling (LB)**  
New Orleans Saints, 1986-92  
Detroit Lions, 1993-94  
Oakland Raiders, 1995-96, '98

**Jim Bob Taylor (QB)**  
Baltimore Colts, 1983

**Michael Taylor (T)**  
Houston Oilers, 1979  
New York Giants, 1980

**Tom Taylor (C)**  
Miami Dolphins, 1985-86

**Stumpy Thomason (B)**  
Brooklyn, 1930-35  
Philadelphia Eagles, 1935-36

**Leo Tierney (C)**  
Cleveland Browns, 1978  
New York Giants, 1978

**Calvin Tiggler (LB)**  
Tampa Bay Buccaneers, 1991-93

**Travares Tillman (DB)**  
Buffalo Bills, 2000-02  
Houston Texans, 2003

**Mike Travis (DB)**  
San Diego Chargers, 1986

**Jeff Urcyk (G)**  
Seattle Seahawks, 1976

**Ben Utt (G)**  
Bal/Indianapolis Colts, 1982-89

**Carl Vereen (T)**  
Green Bay Packers, 1957

**Dean Waters (C)**  
Kansas City Chiefs, 1984

**Gordon Watkins (T)**  
Minneapolis, 1930  
Frankford, 1930  
Brooklyn, 1931

**Dave Watson (G)**  
Boston Patriots, 1963-64

**Ken Whisenhunt (TE)**  
Atlanta Falcons, 1985-88  
Washington Redskins, 1989-91  
N.Y. Jets, 1991-93

**Dez White (WR)**  
Chicago Bears, 2000-03

**Charles Wiley (RB)**  
Chicago (XFL), 2001

**Rodney Wilkerson (ILB)**  
Miami Dolphins, 1995

**Reggie Wilkes (LB)**  
Philadelphia Eagles, 1978-85  
Atlanta Falcons, 1986-89

**Gary Wilkins (TE)**  
Dallas Cowboys, 1985  
Buffalo Bills, 1986-87  
Atlanta Falcons, 1988  
Green Bay Packers, 1989  
Atlanta Falcons, 1990-92  
Washington Redskins, 1992

**C.J. Williams (RB)**  
Arizona Cardinals, 1997  
Edmonton (CFL), 1998

**Clyde Williams (T)**  
Philadelphia Eagles, 1935

**Ike Williams (HB)**  
Staten Island, 1929

**Jerrelle Williams (ILB)**  
San Diego Chargers, 1992

**Marlon Williams (OLB)**  
Baltimore CFL, 1995

**Rodney Williams (P)**  
St. Louis Rams, 1999  
Rhein (NFL Europe), 2000  
Washington Redskins, 2000  
New York Giants, 2001-02  
Seattle Seahawks, 2003

**Ed Wilton (E)**  
Pottsville, 1926

**Daryl Wise (SE)**  
Miami Dolphins, 1987

**Doug Wycoff (QB)**  
New York Giants, 1927, 1931  
Staten Island, 1929-30, 1932  
Boston, 1934

**Chris Young (DB)**  
Denver Broncos, 2002-03  
Frankfurt (NFL Europe), 2003

**Cedric Zachery (WR)**  
Philadelphia Eagles, 1996  
Buffalo Bills, 1996

**Frank Ziegler (HB)**  
Philadelphia Eagles, 1949-53



# BOWL GAMES



## Georgia Tech in Bowl Games 20-11 (.645)

### All American Bowl (1-0)

1985 Georgia Tech 17, Michigan State 14

### Aloha Bowl (1-0)

1991 Georgia Tech 18, Stanford 17

### Bluebonnet Bowl (0-1)

1962 Missouri 14, Georgia Tech 10

### Carquest Bowl (1-0)

1997 Georgia Tech 35, West Virginia 30

### Cotton Bowl (1-1)

1943 Texas 14, Georgia Tech 7

1955 Georgia Tech 14, Arkansas 6

### Florida Citrus Bowl (1-0)

1991 Georgia Tech 45, Nebraska 21

### Gator Bowl (3-3)

1956 Georgia Tech 21, Pittsburgh 14

1960 Arkansas 14, Georgia Tech 7

1961 Penn State 30, Georgia Tech 15

1965 Georgia Tech 31, Texas Tech 21

1999 Georgia Tech 35, Notre Dame 28

2000 Miami 28, Georgia Tech 13

### Liberty Bowl (1-0)

1972 Georgia Tech 31, Iowa State 30

### Oil Bowl (1-0)

1947 Georgia Tech 41, St. Mary's 19

### Orange Bowl (3-2)

1940 Georgia Tech 21, Missouri 7

1945 Tulsa 26, Georgia Tech 12

1948 Georgia Tech 20, Kansas 14

1952 Georgia Tech 17, Baylor 14

1967 Florida 27, Georgia Tech 12

### Peach Bowl (0-3)

1971 Mississippi 41, Georgia Tech 18

1978 Purdue 41, Georgia Tech 21

2000 LSU 28, Georgia Tech 14

### Rose Bowl (1-0)

1929 Georgia Tech 8, California 7

### Seattle Bowl (1-0)

2001 Georgia Tech 24, Stanford 14

### Silicon Valley Football Classic (0-1)

2002 Fresno State 30, Georgia Tech 21

### Sugar Bowl (4-0)

1944 Georgia Tech 20, Tulsa 18

1953 Georgia Tech 24, Mississippi 7

1954 Georgia Tech 42, West Virginia 19

1956 Georgia Tech 7, Pittsburgh 0

### Sun Bowl (1-0)

1970 Georgia Tech 17, Texas Tech 9

## BOWL WINNING PERCENTAGE

*Minimum of 15 bowl appearances*

Institution	Record	Pct
1. Oklahoma .....	23-12-1	.653
2. Penn State .....	23-12-2	.649
3. GEORGIA TECH .....	20-11	.645
4. Southern California .....	26-15	.634
5. Florida State .....	18-10-2	.633
6. Mississippi .....	18-12	.600
7. Alabama .....	29-19-3	.598
8. Syracuse .....	12-8-1	.595
9. Georgia .....	20-15-3	.566
10. Miami (Fla.) .....	15-12	.556
11. Auburn .....	15-12-2	.552
12. Tennessee .....	23-20	.535
13. Michigan .....	18-16	.529
14. Arizona State .....	10-9-1	.525
15. Notre Dame .....	13-12	.520

## BOWL VICTORIES

Institution	Wins
1. Alabama .....	29
2. Southern California .....	26
3. Penn State .....	23
Tennessee .....	23
Oklahoma .....	23
6. GEORGIA TECH .....	20
Nebraska .....	20
Georgia .....	20
Texas .....	20
10. Florida State .....	18
Mississippi .....	18
Michigan .....	18
13. Louisiana State .....	16

## BOWL APPEARANCES

Institution	Appearances
1. Alabama .....	51
2. Tennessee .....	43
3. Texas .....	42
4. Southern California .....	41
Nebraska .....	41
6. Georgia .....	38
7. Penn State .....	37
8. Oklahoma .....	36
9. Louisiana State .....	34
Ohio State .....	34
Michigan .....	34
12. Arkansas .....	32
13. GEORGIA TECH .....	31
14. Florida State .....	30

# BOWL GAMES



1945 Orange Bowl



1947 Oil Bowl



1953 Sugar Bowl



1955 Cotton Bowl



1956 Gator Bowl

## 1929 ROSE BOWL

Georgia Tech 8, California 7

January 1, 1929

Rose Bowl, Pasadena, Calif.

The Golden Tornado of Georgia Tech completed a perfect 10-0 season by stunning California, 8-7, in one of the strangest Rose Bowl games ever played.

The margin of victory for Tech was provided in the second quarter. With the score tied 0-0, Tech's Stumpy Thomason was hit by the Golden Bears' Benny Lom and fumbled around the Tech 35-yard line. California center Roy Riegels scooped up the ball and raced for the end zone. But in the confusion, Riegels got turned around and was heading toward the wrong end zone. He ran 64 yards, reaching the California one-yard line before he was tackled by his own teammate, Lom. On the next play, Tech's Vance Maree broke through the line and blocked Lom's punt for a safety.

Thomason scored on a 15-yard run early in the third quarter but his extra-point try was no good. Still, Tech led 8-0. California added a late score on Lom's 10-yard touchdown pass.

Georgia Tech	.....	0	2	6	0	-	8
California	.....	0	0	0	7	-	7

## 1940 ORANGE BOWL

Georgia Tech 21, Missouri 7

January 1, 1940

Orange Bowl, Miami, Fla.

The Yellow Jackets made their first of five trips to the Orange Bowl a successful one, defeating Missouri, 21-7, behind the heroics of 147-pound Johnny Bosch, who outran and outpassed the Tigers' all-America Paul Christman.

After an early Tiger score, Howard Ector completed a long, determined drive to knot the score at 7-7. Rob Ison raced 59 yards for a second-quarter Tech touchdown to give the Jackets the lead for good.

Earl Wheby went around the end for 34 yards and another Tech TD in the third period.

Missouri drove once to the Jackets' one-yard line in the fourth quarter, but Tech snuffed out the attack and finished its season with an 8-2 record and a No. 16 national ranking by the Associated Press.

Georgia Tech	.....	7	7	7	0	-	21
Missouri	.....	7	0	0	0	-	7

## 1943 COTTON BOWL

Texas 14, Georgia Tech 7

January 1, 1943

Cotton Bowl, Dallas, Texas

A gallant comeback effort fell three yards short for the Yellow Jackets as Texas held on to win the Cotton Bowl, 14-7, marking Georgia Tech's first loss in three bowl appearances.

The Longhorns took a 14-0 advantage into the fourth quarter, with the help of a 60-yard punt return, when Tech began to make its move. Davey Eldredge scored for the Jackets on a fourth-down Statue of Liberty play, and Tech drove to the Texas 3-yard line in the closing seconds, but threw three incomplete passes. Tech completed the season ranked fifth in the nation by the Associated Press with a 9-2 record.

Georgia Tech	.....	0	0	0	7	-	7
Texas	.....	7	0	7	0	-	14

## 1944 SUGAR BOWL

Georgia Tech 20, Tulsa 18

January 1, 1944

Tulane Stadium, New Orleans, La.

The 13th-ranked Yellow Jackets made their first trip to the Sugar Bowl a memorable one by overcoming an 18-7 Tulsa lead in the second half to complete an 8-3 season. The Golden Hurricane used

**Georgia Tech was the first school to win each of the four major bowls, the Rose, Orange, Sugar and Cotton. Tech accomplished the feat in 1955.**

a fake field goal and a 75-yard run to open its lead.

Tech, which shut out the Hurricane in the second half, was led by the brilliant play of all-SEC halfback Eddie Prokop, who ran for 199 yards, threw a touchdown pass to all-America Phil Tinsley and booted two extra points. The Jackets' winning score came on a one-yard plunge by Ed Scharfschwerdt with less than seven minutes remaining.

Georgia Tech	.....	0	7	6	7	-	20
Tulsa	.....	6	12	0	0	-	18

## 1945 ORANGE BOWL

Tulsa 26, Georgia Tech 12

January 1, 1945

Orange Bowl, Miami, Fla.

For the second straight year, Tech faced Tulsa in a bowl game, but this time the Golden Hurricane turned the tables, avenging a Sugar Bowl loss to the Yellow Jackets the year before.

Quarterback Frank Broyles' 304-yard passing attack was not enough for Tech as Tulsa limited the 13th-ranked Jackets' ground game to 43 yards. Tulsa opened a 20-0 lead behind Ed Shedlosky's two touchdowns and held on to win. The Jackets scored on a 51-yard pass from Broyles to Johnny McIntosh and a two-yard run by Rumsey Taylor to complete an 8-3 season.

Georgia Tech	.....	0	0	6	6	-	12
Tulsa	.....	14	0	12	0	-	26

# BOWL GAMES

## 1947 OIL BOWL

Georgia Tech 41, St. Mary's 19

January 1, 1947

Rice Stadium, Houston, Texas

The Yellow Jackets added another bowl title to their collection by polishing off the St. Mary's Galloping Gaels in the third annual Oil Bowl. Tech opened a 27-7 lead at the half and cruised to the victory.

Tech's relentless defense picked off eight St. Mary's passes in the rain and mud of Rire Field, including one which W.P. McHugh returned 73 yards for a touchdown. All-America end George Brodnax caught two touchdown passes to lead the Tech scoring.

The Rambling Wreck finished its season with a 9-2 record and ranked 11th by the Associated Press.

Georgia Tech .....	7	20	7	7	-	41
St. Mary's.....	0	7	6	6	-	19

## 1948 ORANGE BOWL

Georgia Tech 20, Kansas 14

January 1, 1948

Orange Bowl, Miami, Fla.

The Yellow Jackets broke out to a 20-7 lead, then hung on for dear life to defeat Kansas, 20-14, in Tech's third Orange Bowl appearance of the 1940s. The Jayhawks were inches from a game-tying touchdown when quarterback Lynne McNutt fumbled a quarterback sneak and Tech's Rollo Phillips recovered in the closing minutes.

Quarterback Jim Still threw two touchdown passes to Jim Patton and one to Billy Queen, and finished the day with 129 yards passing. Georgia Tech completed the season 10-1, having lost only to Alabama, and ranked 10th by AP.

Georgia Tech .....	0	7	13	0	-	20
Kansas.....	0	7	0	7	-	14

## 1952 ORANGE BOWL

Georgia Tech 17, Baylor 14

January 1, 1952

Orange Bowl, Miami, Fla.

Georgia Tech made its first bowl appearance in four years and capped an 11-0-1 season by edging Baylor, 17-14, in the Orange Bowl. The Yellow Jackets, ranked fifth by Associated Press and United Press, broke a 14-14 deadlock in the fourth period on Pepper Rodgers' six-yard field goal for the victory.



**JAMES PATTON** hauls in this touchdown pass in the 1948 Orange Bowl, in which Tech defeated Kansas.

The game slipped away from the Bears despite piling up 299 yards and 17 first downs to only 191 yards and nine first downs for the Jackets.

Tech came back twice in the game, the first time on Leon Hardeman's three-yard run which tied the score, 7-7, in the first quarter. Quarterback Darrell Crawford threw a touchdown pass to Buck Martin with six minutes left in the fourth to knot the game at 14-14.

The Jackets' defense also had a hand in the victory, shutting out the Bears in the second half and intercepting all-America quarterback Larry Isbell three times.

Georgia Tech .....	7	0	0	10	-	17
Baylor .....	7	7	0	0	-	14

### SCORING SUMMARY:

B-Parma 1 Run (Brocato Kick), 1st  
 GT-Hardeman 3 Run (Rodgers Kick), 1st  
 B-Coody 5 Run (Brocato Kick), 2nd  
 GT-Martin 6 Pass from Crawford (Rodgers Kick), 4th  
 GT-Rodgers 16 FG, 4th  
 Att-65,837

STATISTICS .....	GT	BAY
First Downs.....	9	17
Att-Yds Rushing.....	35-152	60-206
Yards Passing.....	84	93
Total Offense .....	216	299
Passes-Cmp-Att-Int.....	6-14-1	8-18-3
Fumbles-Lost .....	3-1	4-0
Punts-Avg. ....	7-35.3	6-34.7
Penalties-Yards.....	6-60	7-85

### LEADING RUSHERS:

GT-Hardeman 17-44, 1 TD; Crawford 9-36  
 B-Parma 19-107, 1 TD; Carpenter 15-65

### LEADING PASSERS:

GT-Crawford 6-14-1, 84, 1 TD  
 B-Isbell 8-18-3, 93

### LEADING RECEIVERS:

GT-Martin 4-49, 1 TD  
 B-Riley 3-35; Williams 3-32

## 1953 SUGAR BOWL

Georgia Tech 24, Mississippi 7

January 1, 1953

Tulane Stadium, New Orleans, La.

Georgia Tech (12-0) extended its unbeaten streak to 26 games and was named national champion by International News Service after beating Mississippi, 24-7, in its first Sugar Bowl appearance since 1944.

The Tech defense, which had given up fewer than five points a game during the season, allowed the Rebels to score on their first possession for a 7-0 lead, but shut them out the rest of the way behind the play of George Morris and Sam Hensley.

Quarterback Pepper Rodgers was the hero for the second straight year with a touchdown pass and a field goal to lead the Jackets, while Bill Brigman and Leon Hardeman each rushed for touchdowns.

Georgia Tech .....	0	10	7	7	-	24
Mississippi.....	7	0	0	0	-	7

# BOWL GAMES

## 1954 SUGAR BOWL

Georgia Tech 42,  
West Virginia 19

January 1, 1954

Tulane Stadium, New Orleans, La.

Georgia Tech, playing in a major bowl game for the third consecutive year, unleashed a record-breaking aerial attack to down the Mountaineers. The Jackets, 9-2 and ranked eighth by the Associated Press, set Sugar Bowl records for pass attempts (35), completions (20) and passing yardage (268), and rolled up 438 yards in total offense.

Pepper Rodgers, always at his best in bowl games, was the central figure in the offensive attack, accounting for 23 points with his kicking and passing. He completed 16 of 26 passes for 195 yards, threw three TD passes and kicked one field goal and two extra points.

Sam Hensley led the Tech receiving corps with four catches for 76 yards and one touchdown, Dave Davis had four catches for 43 yards, and Henry Hair caught three passes for 29 yards and one touchdown.

Georgia Tech ...	14	6	9	13	-	42
West Virginia .....	0	6	0	13	-	19

### SCORING SUMMARY:

GT-Hensley 24 Pass from Rodgers (Rodgers Kick), 1st  
GT-Durham 2 Pass from Rodgers (Rodgers Kick), 1st  
WV-Williams 5 Run (Kick Failed), 2nd  
GT-Hair 5 Pass from Rodgers (Kick Failed), 2nd  
GT-Rodgers 18 FG, 3rd  
GT-Hardeman 23 Run (Kick Failed), 3rd  
WV-Marconi 1 Run (Allman Kick), 4th  
GT-Ruffin 43 Run (Kick Blocked), 4th



**PEPPER RODGERS** brings home the trophy for the 1953 Sugar Bowl. He also booted the game winning field goal in the 1952 Orange Bowl.

WV-Allman 1 Run (Kick Failed), 4th  
GT-Teas 9 Run (Turner Kick), 4th  
Att-70,500

STATISTICS .....	GT	WVU
First Downs.....	19	19
Att-Yds Rushing.....	34-170	57-223
Yards Passing.....	268	78
Total Offense .....	438	301
Passes-Cmp-Att-Int.....	20-35-2	7-18-2
Fumbles-Lost .....	3-1	5-4
Punts-Avg. ....	1-36.0	2-28.5
Penalties-Yards.....	7-45	5-35

### LEADING RUSHERS:

GT-Ruffin 3-58, 1 TD; Teas 9-32, 1 TD; Turner 3-32  
WV-Anderson 13-57; Moss 5-36; Norman 9-32

### LEADING PASSERS:

GT-Rodgers 16-26-2, 195, 3 TD; Brigman 3-4-0, 61  
WV-Wyant 4-15-2, 29; Anderson 3-3-0, 49

### LEADING RECEIVERS:

GT-Hensley 4-73, 1 TD; Davis 4-33; Hardeman 3-37,  
Hair 3-33, 1 TD  
WV-N/A

## 1955 COTTON BOWL

Georgia Tech 14, Arkansas 6

January 1, 1955

Cotton Bowl, Dallas, Texas

Appearing in a major bowl for the fourth straight year, Georgia Tech (8-3) completed a rare "grand slam" by winning the Cotton Bowl, 14-6, over Arkansas. The win gave the Yellow Jackets a victory in each of the four major bowl games.

The Jackets had to come from behind as they so often had done in the past, with Paul Rotenberry providing the touchdown that tied the game. His four-yard run around end in the third quarter and Wade Mitchell's PAT put Tech ahead 7-6. Mitchell scored the final points with a one-yard plunge and added the point after with seven minutes left to play.

Tech amassed 285 yards on the ground, led by George Humphreys, who picked up 99 yards on 19 carries, and Jimmy Thompson, who gained 63 yards on 12 tries.

Georgia Tech .....	0	0	7	7	-	14
Arkansas.....	0	6	0	0	-	6

### SCORING SUMMARY:

AR-Walker 3 Run (Run Failed), 14:58, 2nd  
GT-Rotenberry 4 Run (Mitchell Kick), 5:06, 3rd  
GT-Mitchell 3 Run (Mitchell Kick), 6:53, 4th  
Att-75,500

STATISTICS .....	GT	ARK
First Downs.....	19	10
Att-Yds Rushing.....	63-285	38-141
Yards Passing.....	31	86
Total Offense .....	316	227
Passes-Cmp-Att-Int.....	4-15-0	6-10-1
Fumbles-Lost .....	1-0	0-0
Punts-Avg. ....	4-30.0	4-30.5
Penalties-Yards.....	4-30	4-30



**HIGH COTTON:** Georgia Tech's 1955 Cotton Bowl win was one of the Jackets' five consecutive major bowl victories from 1952-56.

### LEADING RUSHERS:

GT-Humphreys 19-99; Thompson 12-63  
AR-Moore 16-86; Walker 11-34, 1 TD

### LEADING PASSERS:

GT-Mitchell 4-10-0, 31  
AR-Walker 3-5-1, 51; Benson 4-5-0, 35

### LEADING RECEIVERS:

GT-Durham 2-20; Hair 2-11  
AR-Lyons 2-34; Thomason 1-22

## 1956 SUGAR BOWL

Georgia Tech 7, Pittsburgh 0

January 2, 1956

Tulane Stadium, New Orleans, La.

Georgia Tech won its fifth consecutive major bowl game in five seasons and ran its record to 4-0 in the Sugar Bowl with a 7-0 shutout of Pittsburgh. The seventh-ranked Jackets completed a 9-1-1 season.

Tech quarterback Wade Mitchell sneaked over from the one-yard line early in the game for the only score, taking advantage of a Panther fumble at the Pitt 32-yard line. The Jackets netted all of their offense—142 yards—on the ground, led by Dickie Mattison (27 yards) and Paul Rotenberry (25).

All-SEC guard Franklin Brooks was named the game's outstanding player, leading a brilliant Tech defensive effort which allowed Pitt 313 yards in offense but no scores. The Panthers mounted only two threats, driving to the one-yard line late in the first half and to the five as the final gun sounded.

# BOWL GAMES

Georgia Tech .....	7	0	0	0	-	7
Pittsburgh .....	0	0	0	0	-	0

## SCORING SUMMARY:

GT-Mitchell 1 Run (Mitchell Kick), 5:32, 1st  
Att-80,174

STATISTICS .....	GT	PIT
First Downs.....	10	19
Att-Yds Rushing.....	43-142	52-217
Yards Passing.....	0	94
Total Offense .....	142	313
Passes-Cmp-Att-Int.....	0-3-1	8-18-1
Fumbles-Lost .....	2-0	4-2
Punts-Avg. ....	6-33.8	4-38.7
Penalties-Yards.....	1-15	8-72

## LEADING RUSHERS:

GT-Owen 7-29; Mattison 7-27  
P-Grier 6-51; Cimarolli 11-37

## LEADING PASSERS:

GT-None  
P-Salvaterra 4-9-1, 50; Lewis 1-4-0, 29; Neft 3-5-0, 15

## LEADING RECEIVERS:

GT-None  
P-Walton 4-54; Glatz 2-48

## 1956 GATOR BOWL

Georgia Tech 21, Pittsburgh 14

December 29, 1956

Gator Bowl, Jacksonville, Fla.

Georgia Tech (10-1) and Pittsburgh met in bowl competition for the second time in less than a year, and the fourth-ranked Yellow Jackets won their sixth consecutive bowl game in six seasons, a college record which would stand for the next 17 years.

The decisive score came after Pittsburgh fumbled the second half kickoff and Tech's Wesley Gibbs recovered. That set up a 37-yard drive, capped by Paul Rotenberry's five-yard touchdown run to give Tech a 21-7 lead.

In the second half, Pitt never drove past the Jackets' 32-yard line, which it reached at the closing gun. The Panthers collected 313 yards in total offense but were hurt by two fumbles and two interceptions.

Ken Owen scored the first Tech touchdown on a two-yard dive with 8:39 left in the opening period. George Volkert took a pitchout from quarterback Toppy Vann and hit Jerry Nabors for the second score with 2:02 left in the half. Stan Flowers led the Tech ground attack with 63 yards on just four carries, setting up the Jackets' second TD with a 34-yard jaunt.

Tech's Wade Mitchell was named the game's Most Valuable Player.

Georgia Tech .....	7	7	7	0	-	21
Pittsburgh .....	0	7	7	0	-	14

## SCORING SUMMARY:

GT-Owen 2 Run (Mitchell Kick), 8:39, 1st  
GT-Nabors 6 Pass from Volkert (Mitchell Kick), 2:02, 2nd

P-Bowen 42 Pass from Salvaterra (Walton Pass from Salvaterra), 0:16, 2nd

GT-Rotenberry 5 Run (Mitchell Kick), 9:00, 3rd

P-Salvaterra 2 Run (Ragamery Kick), 3:37, 3rd

Att-37,683

STATISTICS .....	GT	PIT
First Downs.....	10	16
Att-Yds Rushing.....	46-162	56-246
Yards Passing.....	45	67
Total Offense .....	207	313
Passes-Cmp-Att-Int.....	3-3-0	3-11-2
Fumbles-Lost .....	3-1	3-2
Punts-Avg. ....	5-41.2	3-36.0
Penalties-Yards.....	2-13	0-0

## LEADING RUSHERS:

GT-Flowers 4-63; Mattison 11-43  
P-Jeric 10-66; Passodelis 10-38

## LEADING PASSERS:

GT-Mitchell 2-2-0, 39; Volkert 1-1-0, 6, 1 TD  
P-Salvaterra 3-10-2, 67, 1 TD

## LEADING RECEIVERS:

GT-Nabors 2-32, 1 TD; Rotenberry 1-13  
P-Bowen 1-42, 1 TD; Walton, 1-21

## 1960 GATOR BOWL

Arkansas 14, Georgia Tech 7

January 2, 1960

Gator Bowl, Jacksonville, Fla.

Tech returned to the bowl circuit for the first time in four years, but in their second Gator Bowl appearance, the Yellow Jackets were beaten by Arkansas behind the running of Jim Mooty and Lance Alworth.

Former Tech star Frank Broyles coached Arkansas to the victory, while all-America Maxie Baughan led the Tech defense and was named the Jackets' MVP for the game.

Georgia Tech .....	7	0	0	0	-	7
Arkansas.....	0	7	7	0	-	14

## SCORING SUMMARY:

GT-Tibbetts 51 Run (Faucette Kick), 1st

AR-Alberty 1 Run (Letsinger Kick), 2nd

AR-Mooty 19 Run (Letsinger Kick), 3rd

Att-45,104

STATISTICS .....	GT	ARK
First Downs.....	13	15
Att-Yds Rushing.....	37-172	53-218
Yards Passing.....	64	21
Total Offense .....	236	239
Passes-Cmp-Att-Int.....	8-18-1	2-6-1
Fumbles-Lost .....	2-0	3-1
Punts-Avg. ....	4-40.8	4-36.5
Penalties-Yards.....	3-15	5-56

## LEADING RUSHERS:

GT-Tibbetts 3-59, 1 TD; Anderson 12-38  
AR-Mooty 18-99, 1 TD; Alworth 9-40

## LEADING PASSERS:

GT-Brasellon 8-18-1, 64  
AR-Monroe 2-4-0, 21

## LEADING RECEIVERS:

GT-Graning 3-19  
AR-Mooty 1-12

## 1961 GATOR BOWL

Penn State 30, Georgia Tech 15

December 31, 1961

Gator Bowl, Jacksonville, Fla.

Penn State overcame a 9-0 deficit in the second quarter to down Georgia Tech, 30-15, in the first bowl meeting between the two football powers. Nittany Lions' quarterback Galen Hall passed for 175 yards and three touchdowns, completing 12 of 22 aeri-

Tech MVP Joe Auer, who rushed for 98 yards on 10 carries, did his best to keep the 13th-ranked Jackets in the game, racing 68 yards for a second quarter score and 14 yards for a third-quarter TD that brought Tech to within 20-15. Billy Lothridge completed eight of 17 passes for 154 yards.

Tech, which finished with a 7-4 record, recorded a first-quarter safety when Hall was called for intentional grounding in the Penn State end zone.

Georgia Tech .....	2	7	0	6	-	15
Penn State .....	0	14	6	10	-	30

## SCORING SUMMARY:

GT-Safety, 10:01, 1st

GT-Auer 68 Run (Lothridge Kick), 10:19, 2nd

PS-Gursky 13 Pass from Hall (Jonas Kick), 6:09, 2nd

PS-Kochman 27 Pass from Hall (Jonas Kick), 2nd

PS-Powell 35 Pass from Hall (Pass Failed), 2:07, 3rd

GT-Auer 14 Run (Run Failed), 10:47, 4th

PS-Jonas 16 FG, 3:40, 4th

PS-Torris 1 Run (Jonas Kick), 1:08, 4th

Att-50,202

STATISTICS .....	GT	PSU
First Downs.....	19	13
Att-Yds Rushing.....	45-211	35-138
Yards Passing.....	201	175
Total Offense .....	412	313
Passes-Cmp-Att-Int.....	12-24-2	12-22-0
Fumbles-Lost .....	6-3	1-1
Punts-Avg. ....	5-27.6	8-41.0
Penalties-Yards.....	2-14	6-63

## LEADING RUSHERS:

GT-Auer 10-98, 2 TD; Williamson 11-44  
PS-Kochman 13-76; Torris 12-27, 1 TD

## LEADING PASSERS:

GT-Lothridge 8-16-0, 154; Gann 4-8-2, 47  
PS-Hall 12-22-0, 195, 3 TD

## LEADING RECEIVERS:

GT-Williamson 4-102; B. Martin 3-36  
PS-Robinson 4-40; Anderson 3-40; Kochman 2-36, 1 TD

# BOWL GAMES

## 1962 BLUEBONNET BOWL

Missouri 14, Georgia Tech 10

December 22, 1962

Rice Stadium, Houston, Texas

Missouri handed Georgia Tech its third consecutive bowl loss, downing the Yellow Jackets, 14-10, in their first Bluebonnet Bowl appearance.

Halfback Bill Tobin ran for 117 yards to lead a Tiger offense which amassed 258 yards—all on the ground. Tobin scored the winning touchdown on a 77-yard sprint with 5:54 left in the third quarter, and the Tigers did not complete a single pass in the game.

Joe Auer scored the Jackets' only touchdown and led Tech's rushing attack with 62 yards on 10 carries. Quarterback Billy Lothridge kicked a 26-yard field goal but was hurt by four interceptions in the game. Tech finished its season 7-3-1.

Georgia Tech .....	0	7	3	0	—	10
Missouri .....	7	0	7	0	—	14

### SCORING SUMMARY:

MO—Johnson 21 Run (Leistritz Kick), 1st  
GT—Auer 6 Run (Lothridge Kick), 2nd  
MO—Tobin 77 Run (Leistritz Kick), 3rd  
GT—Lothridge 26 FG, 3rd  
Att—55,000

STATISTICS .....	GT	MO
First Downs.....	13	10
Att-Yds Rushing.....	45-169	46-258
Yards Passing.....	68	0
Total Offense .....	237	258
Passes-Cmp-Att-Int.....	5-15-4	0-7-2
Fumbles-Lost .....	0-0	2-2
Punts-Avg. ....	6-38.5	5-39.6
Penalties-Yards.....	1-5	4-35

### LEADING RUSHERS:

GT—Auer 10-67, 1 TD; McNames 13-57  
MO—Tobin 11-114, 1 TD; Johnson 8-66, 1 TD

### LEADING PASSERS:

GT—Lothridge 5-15-4, 68  
MO—Johnson 0-5-1, 0; Roland 0-2-1, 0

### LEADING RECEIVERS:

GT—Auer 3-57  
MO—None

## 1965 GATOR BOWL

Georgia Tech 31, Texas Tech 21

December 31, 1965

Gator Bowl, Jacksonville, Fla.

Georgia Tech went to its fourth bowl game in six years and evened its Gator Bowl record at 2-2 by downing Texas Tech, 31-21, sparked by quarterback Jerry Priestley.

Priestley, a senior, completed only one pass and rushed only five times for 12 yards, but his one-



**LENNY SNOW** rushed for a Gator Bowl record 136 yards against Texas Tech in 1965 and earned Most Valuable Player honors. Snow is Tech's career leader in rushing yards in bowl games with 246.

yard keeper for a touchdown put the Yellow Jackets ahead to stay, 24-21, with 13:07 left in the game.

Halfback Lenny Snow rushed for 136 yards on 33 carries, then a Tech and Gator Bowl record, and scored a touchdown in earning Most Valuable Player honors. Tech collected 364 yards rushing in the game. The Yellow Jackets also set Gator Bowl marks for runs from scrimmage (79) and first downs rushing (23).

Texas Tech quarterback Tom Wilson completed 22 of 40 passes for 283 yards, but the Jackets (7-3-1) held on by recovering three fumbles and intercepting two passes.

Georgia Tech .....	0	9	7	15	—	31
Texas Tech .....	7	0	14	0	—	21

### SCORING SUMMARY:

TT—Agan 4 Pass from Wilson (Gill Kick), 12:03, 1st  
GT—Smith 2 Run (Henry Kick), 10:31, 2nd  
GT—Safety, 2nd  
GT—Snow 1 Run (Henry Kick), 10:00, 3rd  
TT—Anderson 1 Run (Gill Kick), 9:05, 3rd  
TT—Shipley 15 Pass from Wilson (Gill Kick), 3:52, 3rd  
GT—Priestley 1 Run (Priestley Run), 13:07, 4th  
GT—Varner 1 Run (Henry Kick), 12:31, 4th  
Att—60,127

STATISTICS .....	GT	TT
First Downs.....	27	17
Att-Yds Rushing.....	79-364	22-113
Yards Passing.....	77	283
Total Offense .....	441	396
Passes-Cmp-Att-Int.....	5-10-1	22-40-2

Fumbles-Lost .....	2-1	3-3
Punts-Avg. ....	4-32.5	3-41.7
Penalties-Yards .....	5-57	2-25

### LEADING RUSHERS:

GT—Snow 33-136, 1 TD; Smith 16-76, 1 TD  
TT—Anderson 13-85, 1 TD

### LEADING PASSERS:

GT—King 4-7-1, 58; Priestley 1-3-0, 19  
TT—Wilson 22-40-2, 283, 2 TD

### LEADING RECEIVERS:

GT—Baynham 2-52  
TT—Anderson 9-138; Shipley 5-64, 1 TD

## 1967 ORANGE BOWL

Florida 27, Georgia Tech 12

January 1, 1967

Orange Bowl, Miami, Fla.

Eighth-ranked Georgia Tech's fifth appearance in the Orange Bowl also was its last game under legendary head coach Bobby Dodd, as the Yellow Jackets fell to the Gators, 27-12.

Tech trailed just 7-6 late in the third quarter and was threatening when quarterback Kim King was intercepted. Florida's Larry Smith raced 94 yards on the ensuing drive for the back-breaking touchdown.

Lenny Snow starred again for Tech, rushing for 110 yards and hauling in a 52-yard pass reception. Tech finished its final season under Dodd with a 9-2 record.

# BOWL GAMES



**HEAD COACH BILL FULCHER** with quarterback **Jim Stevens**, who threw three touchdown passes and was named MVP of Tech's 1972 Liberty Bowl win.

## SCORING SUMMARY:

GT-Healy 2 Run (Thigpen Kick), 10:23, 1st  
 GT-Moore 21 FG, 0:42, 2nd  
 TT-McCutchen 7 Run (Ingram Kick), 8:13, 3rd  
 TT-Safety, 6:41, 3rd  
 GT-McNamara 2 Run (Thigpen Kick), 1:44, 4th  
 Att-30,512

STATISTICS	GT	TT
First Downs.....	18	13
Att-Yds Rushing.....	54-186	49-215
Yards Passing.....	138	28
Total Offense .....	324	243
Passes Cmp-Att-Int.....	13-19-1	3-11-3
Fumbles-Lost .....	0-0	6-3
Punts-Avg. ....	6-34.3	4-41.0
Penalties-Yards .....	7-66	4-40

## LEADING RUSHERS:

GT-Healy 20-59, 1 TD; Cunningham 14-42  
 TT-Hargrave 8-83; McCutchen 22-81, 1 TD

## LEADING PASSERS:

GT-Williams 11-14-1, 123; McAshan 2-5-0, 15  
 TT-Napper 3-11-3, 28

## LEADING RECEIVERS:

GT-Pallman 3-42; Macy 3-37; Foster, 3-24  
 TT-Odom 2-23

## 1971 PEACH BOWL

**Mississippi 41, Georgia Tech 18**

December 30, 1971

Fulton County Stadium, Atlanta, Ga.

Mississippi, which lost to Georgia Tech in the Sugar Bowl in 1953, coasted to the win this time after building a 38-6 halftime lead in the Yellow Jackets' first Peach Bowl appearance.

Despite near equality in total offense (317 for Tech to 318 for Ole Miss), the Jackets suffered from five turnovers, including two interceptions by quarterback Eddie McAshan. Rob Healy scored all three Tech touchdowns, and rushed for 27 yards on 17 carries. McAshan completed 13 of 26 passes for 151 yards.

Ole Miss tailback Greg Ainsworth led all rushers with 119 yards on 28 carries, and Jimmy Porter rushed for two scores.

Georgia Tech .....	0	6	6	6	- 18
Mississippi.....	10	28	0	3	- 41

## SCORING SUMMARY:

M-Weese 1 Run (Hinton Kick), 9:15, 1st  
 M-Hinton 25 FG, 6:47, 1st  
 M-Porter 2 Run (Hinton Kick), 14:57, 2nd  
 M-Porter 10 Run (Hinton Kick), 10:52, 2nd  
 M-Felts 15 Pass from Lyons (Hinton Kick), 9:56, 2nd  
 M-Myers 11 Pass from Weese (Hinton Kick), 3:05, 2nd  
 GT-Healy 2 Run (Run Failed), 0:26, 2nd  
 GT-Healy 1 Run (Pass Failed), 8:50, 3rd  
 GT-Healy 1 Run (Run Failed), 13:49, 4th  
 M-Hinton 30 FG, 4:06, 4th  
 Att-36,771

Georgia Tech .....	6	0	0	6	- 12
Florida .....	0	7	7	13	- 27

## SCORING SUMMARY:

GT-Baynham 10 Pass from King (Run Failed)  
 FL-McKeel 1 Run (Barfield Kick)  
 FL-L. Smith 94 Run (Barfield Kick)  
 GT-Good 25 Run (Pass Failed)  
 FL-McKeel 1 Run (Pass Failed)  
 Att-72,426

STATISTICS	GT	FLA
First Downs.....	17	22
Att-Yds Rushing.....	46-197	48-289
Yards Passing.....	128	165
Total Offense .....	325	454
Passes-Cmp-Att-Int.....	6-22-4	15-32-1
Fumbles-Lost .....	2-1	1-1
Punts-Avg. ....	6-42.3	7-36.1
Penalties-Yards.....	5-41	4-32

## LEADING RUSHERS:

GT-Snow 24-110; Good 3-24, 1 TD  
 FL-L. Smith 23-187, 1 TD; McKeel 3-50, 2 TD

## LEADING PASSERS:

GT-Good 3-6-1, 80; King 3-16-3, 42, 1 TD  
 FL-Spurrier 14-30-1, 160; Wages 1-2-0, 5, 1 TD

## LEADING RECEIVERS:

GT-Smith 2-32; Snow 1-52  
 FL-Trapp 5-43; Ewaldson 4-30; Coons 3-35, 1 TD

## 1970 SUN BOWL

**Georgia Tech 17, Texas Tech 9**

December 19, 1970

El Paso, Texas

Georgia Tech met Texas Tech in a bowl game for the second time and again defeated the Red Raiders, 17-9, buoyed by an outstanding defensive effort which shut out Texas Tech in the first half.

The 13th-ranked Yellow Jackets built a 10-0 halftime lead behind a one-yard touchdown plunge by Rob Healy and a 21-yard field goal by Jack Moore. Texas Tech closed the gap to 10-9 in the third quarter with the help of a blocked punt safety.

The Red Raiders missed a 24-yard field goal which would have given them the lead in the fourth quarter, and Bill Flowers recovered a Texas Tech fumble at the Raiders' 25-yard line to set up the clinching touchdown. Third-string tailback Kevin McNamara bulled in from two yards out for the score.

Quarterback Jack Williams completed 11 of 14 passes for 123 yards, and Healy led Tech rushers with 59 yards in a balanced attack. Brent Cunningham added 42 yards for Tech, which finished 9-3.

Georgia Tech .....	7	3	0	7	- 17
Texas Tech .....	0	0	9	0	- 9



# BOWL GAMES

STATISTICS .....	GT	MISS
First Downs.....	16	17
Att-Yds Rushing.....	41-166	48-179
Yards Passing.....	151	139
Total Offense.....	317	318
Passes-Cmp-Att-Int.....	13-26-2	9-18-1
Fumbles-Lost .....	3-3	2-1
Punts-Avg. ....	5-31.2	5-37.4
Penalties-Yards.....	8-38	5-25

## LEADING RUSHERS:

GT-Hennessey 6-57; Cunningham 5-30; Healy 17-27, 3 TD

M-Ainsworth 28-119; Porter 8-26, 2 TD

## LEADING PASSERS:

GT-McAshan 13-26-2, 151

M-Weese 7-14-0, 23, 1 TD; Lyons 2-4-1, 23, 1 TD

## LEADING RECEIVERS:

GT-Owings 5-87; Oven 3-26

M-Barry 3-39; Myers 2-49, 1 TD; Felts 2-23, 1 TD

## 1972 LIBERTY BOWL

**Georgia Tech 31, Iowa State 30**

December 18, 1972

Liberty Bowl, Memphis, Tenn.

Backup quarterback Jim Stevens completed 12 of 15 passes for 157 yards and three touchdowns and was named the game's Most Valuable Player as Georgia Tech won a thriller over Iowa State in its only Liberty Bowl.

Stevens was nearly the goat, however, when the Cyclones recovered his errant pitchout and drove 33 yards for a touchdown with 1:36 left in the game. But Iowa State quarterback George Amundson threw a two-point conversion pass away under pressure and left his team trailing by a point. Tech's Mark Fields recovered the ensuing onsidles kick, and the Jackets ran out the clock to seal the win.

Tech, ranked 20th, struck first after recovering an Iowa State fumble with a 32-yard field goal by Cam Bonifay. But the Cyclones then scored twice for a 14-3 lead after one quarter. Tech rallied on a Stevens-to-Jimmy Robinson pass and a Gary Faulkner interception return to trail at the half, 21-17.

Stevens passed to Rob Healy for a touchdown in the third quarter to give the Jackets' the lead again, 24-21, then hit Kevin McNamara for a score in the fourth period for Tech's final points.

Georgia Tech .....	3	14	7	7	-	31
Iowa State .....	14	7	3	6	-	30

## SCORING SUMMARY:

GT-Bonifay 32 FG, 13:55, 1st

IS-Harris 19 Pass from Amundson (Goedjen Kick), 9:40, 1st

IS-Moore 1 Run (Goedjen Kick), 3:29, 1st

GT-Robinson 9 Pass from Stevens (Kick Failed), 8:15, 2nd

GT-Faulkner 19 Interception Return (Stevens Run), 1:46, 2nd

IS-Jones 93 Kickoff Return (Goedjen Kick), 1:23, 2nd  
 GT-Healy 22 Pass from Stevens (Thigpen Kick), 7:08, 3rd  
 IS-Goedjen 30 FG, 1:40, 3rd  
 GT-McNamara 3 Pass from Stevens (Thigpen Kick), 11:28, 4th  
 IS-Harris 5 Pass from Amundson (Pass Failed), 1:36, 4th  
 Att-50,021

STATISTICS .....	GT	ISU
First Downs.....	18	18
Att-Yds Rushing.....	47-123	45-185
Yards Passing.....	157	153
Total Offense.....	280	338
Passes-Cmp-Att-Int.....	12-15-1	10-19-2
Fumbles-Lost .....	5-2	3-2
Punts-Avg. ....	5-36.6	3-24.6
Penalties-Yards.....	1-5	4-39

## LEADING RUSHERS:

GT-Southall 22-48; Healy 11-46

IS-Amundson 13-78; Moore 19-50, 1 TD

## LEADING PASSERS:

GT-Stevens 12-15-1, 157, 3 TD

IS-Amundson 10-19-2, 153, 2 TD

## LEADING RECEIVERS:

GT-Oven 3-38; Robinson 3-29, 1 TD; Healy 2-41, 1 TD

IS-Harris 4-46, 2 TD; Jones 2-65

## 1978 PEACH BOWL

**Purdue 41, Georgia Tech 21**

December 25, 1978

Fulton County Stadium, Atlanta, Ga.

With record-breaking tailback Eddie Lee Ivery sidelined with an ankle injury, Georgia Tech failed to get untracked in its second Peach Bowl appearance.

The Yellow Jackets mustered but 12 yards rushing and had to rely on the passing of quarterback Mike Kelley, who completed 17 of 38 passes for 168 yards and two touchdowns. Fullback Rodney Lee scored the other Tech TD on a one-yard run. Drew Hill and Gary Hardie caught four passes each for Tech.

The Boilermakers led 34-7 at the half, mainly behind quarterback Mark Herrmann, who completed 12 of 24 passes for 166 yards and two scores.

Georgia Tech .....	0	7	0	14	-	21
Purdue .....	21	13	0	7	-	41

## SCORING SUMMARY:

P-Jones 3 Run (Savereen Kick), 10:40, 1st

P-Jones 8 Run (Savereen Kick), 9:47, 1st

P-Smith 10 Pass from Herrmann (Savereen Kick), 6:04, 1st

P-Herrmann 2 Run (Savereen Kick), 13:04, 2nd

GT-Lee 1 Run (Smith Kick), 9:35, 2nd

P-Macon 1 Run (Kick Failed), 3:58, 2nd

P-Burrell 12 Pass from Herrmann (Savereen Kick), 12:38, 4th

GT-Moore 3 Pass from Kelley (Hill Run), 2:40, 4th

GT-Hill 31 Pass from Kelley (Pass Failed), 1:15, 4th  
 Att-20,277

STATISTICS .....	GT	PUR
First Downs.....	14	24
Att-Yds Rushing.....	33-12	58-157
Yards Passing.....	168	166
Total Offense .....	180	323
Passes-Cmp-Att-Int.....	17-38-2	12-27-2
Fumbles-Lost .....	2-2	3-1
Punts-Avg. ....	7-36.7	5-36.6
Penalties-Yards .....	5-48	9-78



**TECH PLAYERS** enjoy the festivities at the 1970 Sun Bowl in El Paso, Texas.




# BOWL GAMES



1967 Orange Bowl



1985 All-American Bowl



1991 Florida Citrus Bowl



1991 Aloha Bowl



1997 Carquest Bowl

## LEADING RUSHERS:

GT-Lee 6-24, 1 TD; Hill 2-21; Shamburger 13-20  
P-Macon 19-66, 1 TD; Jones 13-50, 2 TD

## LEADING PASSERS:

GT-Kelley 17-38-2, 168, 2 TD  
P-Herrmann 12-24-2, 166, 2 TD

## LEADING RECEIVERS:

GT-Hill 5-77, 1 TD; Hardie 4-40; Moore 1-7, 1 TD  
P-Burrell 4-55, 1 TD; Harris 2-38; Smith 1-10, 1 TD

## 1985 ALL-AMERICAN BOWL

**Georgia Tech 17,  
Michigan State 14**

December 31, 1985  
Legion Field, Birmingham, Ala.

Reserve quarterback Todd Rampley, sophomore tailback Malcolm King and a stingy Georgia Tech defense made this a New Year's Eve to remember in Birmingham, Ala., as the Rambling Wreck scored a 17-14 come-from-behind victory over Michigan State and its outstanding tailback Lorenzo White.

King ran for 122 yards on 16 carries, including the decisive touchdown with just 1:50 remaining in the game to complete the comeback. King's five-yard burst capped his best game of the season, and his 56-yard jaunt in the second quarter set up Tech's other touchdown, a one-yard sneak by Rampley.

Rampley, a sophomore replacing starter John Dewberry, completed 12 of 23 passes in his first collegiate start, while David Bell connected on a 40-yard field goal in the fourth period, his eighth consecutive successful attempt.

Tech's defense allowed White, the nation's leading rusher, his due with 158 yards but limited the rest of the Spartans to just 75 total yards.

The victory gave Tech a 9-2-1 record, its best since the Bobby Dodd Era, and gave the Rambling Wreck a No. 18 ranking in the final national poll.

Georgia Tech	.....	0	0	7	10	-	17
Michigan State	...	0	7	7	0	-	14

## SCORING SUMMARY:

MS-Ingram 6 Pass from Yarema (Caudell Kick), 2:03, 2nd  
GT-Rampley 1 Run (Bell Kick), 11:14, 3rd  
MS-Ingram 27 Pass from Yarema (Caudell Kick), 4:41, 3rd  
GT-Bell 40 FG, 7:08, 4th  
GT-King 5 Run (Bell Kick), 1:50, 4th  
Att-45,000

STATISTICS	GT	MSU
First Downs.....	16	14
Att-Yds Rushing.....	48-182	39-148
Yards Passing.....	99	85
Total Offense .....	281	233
Passes-Cmp-Att-Int.....	12-23-1	6-15-1
Fumbles-Lost .....	2-0	2-1
Punts-Avg. ....	7-37.8	6-36.7
Penalties-Yards.....	5-47	3-28

## LEADING RUSHERS:

GT-King 16-122, 1 TD; Kelsey 8-30; Mays 9-20  
MS-White 33-158; Morse 2-8



**TODD RAMPLEY** made his first career start in the 1985 All-American Bowl and led the Jackets over Michigan State.

## LEADING PASSERS:

GT-Rampley 12-23-1, 99  
MS-Yarema 6-15-1, 85, 2 TD

## LEADING RECEIVERS:

GT-Collier 3-14; Mays 3-22; Massey 2-23  
MS-Ingram 3-70, 2 TD; Rison 1-18

## 1991 FLORIDA CITRUS BOWL

**Georgia Tech 45, Nebraska 21**

January 1, 1991  
Citrus Bowl, Orlando, Fla.

Underdog Georgia Tech clinched the UPI national championship with a dominating 45-21 win over 13th-ranked Nebraska in Orlando, Fla., on New Year's Day as MVP Shawn Jones collected 318 yards of total offense and running back William Bell gained 127 yards on the ground. Tech completed a storybook season as the nation's only undefeated team with an 11-0-1 record.

"This is the greatest team I've ever coached," said national Coach of the Year Bobby Ross. "To me, they'll always be national champions."

Jones, who threw for a career high 277 yards and two touchdowns, directed Tech to a 21-0 lead with scoring tosses to Bell and Emmett Merchant in the second quarter. A Scott Sisson 37-yard field goal gave the Jackets a 24-14 halftime lead.

Nebraska threatened on its first possession of the second half, but Keith Holmes blocked a field goal attempt which led to a one-yard touchdown run by Jones. Bell added two touchdown runs, including a brilliant 57-yard jaunt. The 45 points is the most ever scored by Tech in a bowl game.

Strong safety Thomas Balkcom was voted the defensive MVP with two sacks. Also contributing to the outstanding defensive effort were linebackers Calvin Tiggie and Marlon Williams and cornerback Willie Clay.

Georgia Tech	.....	7	17	7	14	-	45
Nebraska	.....	0	14	7	0	-	21

# BOWL GAMES



**SHAWN JONES** had 318 yards of total offense in Tech's 45-21 win over Nebraska in the 1991 Citrus Bowl.

## SCORING SUMMARY:

GT-Scotton 6 Run (Sisson Kick), 11:45, 1st  
 GT-Merchant 22 Pass from Jones (Sisson Kick), 12:23, 2nd  
 GT-Bell 2 Pass from Jones (Sisson Kick), 7:50, 2nd  
 N-Mitchell 30 Pass from Haase (Barrios Kick), 6:21, 2nd  
 N-Brown 50 Run (Barrios Kick), 5:07, 2nd  
 GT-Sisson 37 FG, 1:50, 2nd  
 GT-Jones 1 Run (Sisson Kick), 5:33, 3rd  
 N-Washington 21 Pass from Haase (Barrios Kick), 0:30, 3rd  
 GT-Bell 6 Run (Sisson Kick), 9:43, 4th  
 GT-Bell 57 Run (Sisson Kick), 7:43, 4th  
 Att-72,328

STATISTICS .....	GT	NEB
First Downs.....	19	14
Att-Yds Rushing.....	44-190	40-126
Yards Passing.....	277	209
Total Offense .....	467	335
Passes-Cmp-Att-Int.....	16-23-1	14-25-0
Fumbles-Lost .....	2-1	3-2
Punts-Avg. ....	6-40.2	8-39.2
Penalties-Yards.....	5-50	6-69

## LEADING RUSHERS:

GT-Bell 16-127, 2 TD; Jones 11-41, 1 TD; Wright 8-19  
 N-Brown 11-99, 1 TD; Turner 2-21; Baldwin 8-21

## LEADING PASSERS:

GT-Jones 16-23-1, 277, 2 TD  
 N-Grant 0-4-0, 0; Haase 14-21-0, 209, 2 TD

## LEADING RECEIVERS:

GT-Bell 4-53, 1 TD; Rodriguez 3-66; Merchant 3-43, 1 TD  
 N-Mitchell 5-138, 1 TD; Turner 3-24; Soto 3-14

## 1991 ALOHA BOWL

**Georgia Tech 18, Stanford 17**

December 25, 1991

Aloha Stadium, Honolulu, Hawaii

Jimmy Lincoln's two-point conversion run with just 14 seconds remaining in the game provided Georgia Tech with an 18-17 come-from-behind victory over Stanford, making the final game of the Bobby Ross era a successful one before 34,433 fans at the 10th annual Jeep Eagle Aloha Bowl in Honolulu.

Willie Clay's 63-yard punt return set up Tech's game-winning 31-yard, seven play drive which was capped by a one-yard touchdown run by quarterback Shawn Jones with 14 seconds remaining. Disdaining the game-tying kick, Jones optioned to his right, pitching the ball to Lincoln, who cut back inside and dove across the goal for the game-winning points.

The win was Tech's third straight in bowl game competition and its second bowl victory in two seasons, boosting its all-time bowl record to 17-8 and its NCAA-best bowl winning percentage to .680. The game was also the final contest at Tech for Ross, who on Jan. 2 accepted the head coaching position with the San Diego Chargers of the NFL.

Stanford, ranked 17th, jumped to an early, 7-0 lead marching 48 yards in 6 plays for the score, a six-yard touchdown run by fullback Tommy Vardell.

The Jackets responded on their first possession, marching 60 yards in 10 plays for the tying score, a two-yard TD toss from Jones to tailback Michael Smith and with 8:33 remaining in the first quarter, the score was tied at 7-all.

Tech broke on top with 22 seconds left in the opening stanza when a Scott Sisson 24-yard field goal capped off a 74-yard, 11-play drive, all on the ground.

Stanford evened the game on its opening possession of the second half with a 38-yard field goal by Aaron Mills at the 9:21 mark for a 10-10 tie. Then Vardell, who rushed for a game-high 104 yards on 21 carries, put the Cardinal on top, 17-10, with a two-yard TD run with 5:50 to go in the quarter.

The Jackets saw one potential scoring threat thwarted on the final play of the third quarter when freshman fullback Rodney Wilkerson fumbled at the Cardinal one. Stanford's defense then held Tech to just three first downs in the second half until the game-winning drive.

Georgia Tech ...	10	0	0	8	-	18
Stanford .....	7	10	0	0	-	17

## SCORING SUMMARY:

ST-Vardell 6 Run (Mills Kick), 12:02, 1st  
 GT-Smith 2 Pass from Jones (Sisson Kick), 9:02, 1st  
 GT-Sisson 24 FG, 0:00, 1st  
 ST-Mills 38 FG, 9:21, 2nd  
 ST-Vardell 2 Run (Mills Kick), 5:50, 2nd  
 GT-Jones 1 Run (Lincoln Run), 0:14, 4th  
 Att-34,433

STATISTICS .....	GT	ST
First Downs.....	14	19
Att-Yds Rushing.....	34-198	43-159
Yards Passing.....	61	170
Total Offense .....	259	329
Passes-Cmp-Att-Int.....	14-30-1	16-32-1
Fumbles-Lost .....	3-2	2-1
Punts-Avg. ....	7-47.4	6-42.3
Penalties-Yards .....	6-50	6-49
Sacks By-Yds .....	2-11	1-7

## LEADING RUSHERS:

GT-Jones 10-48, 1 TD; Smith 7-47; Wilkerson 7-44  
 ST-Vardell 21-104, 2 TD; Milburn 12-56

## LEADING PASSERS:

GT-Jones 14-29-1, 61, 1 TD; Lincoln 0-1-0, 0  
 ST-Stenstrom 16-32-1, 170

## LEADING RECEIVERS:

GT-Wilkerson 3-25; Lester 3-20; Smith 3-17, 1 TD  
 ST-Walsh 5-61; Lasley 5-33; Vardell 3-21

## 1997 CARQUEST BOWL

**Georgia Tech 35, West Virginia 30**

December 29, 1997

Pro Player Stadium, Miami, Fla.

Sophomore quarterback Joe Hamilton ran and passed for 356 yards and three touchdowns to lead Georgia Tech to a 35-30 victory over West Virginia in the 1997 Carquest Bowl at Pro Player Stadium in Miami, Fla.

Hamilton was named the game's Most Valuable Player after completing 19 of 36 passes for 274 yards and a touchdown while rushing for 82 yards on 14 carries, including scoring jaunts of nine and 30 yards.

Tech, which piled up 484 total yards, built a 28-14 halftime advantage, then withstood a West Virginia comeback in the second half to claim its fourth straight bowl victory and increase its all-time bowl record to 18-8, the best winning percentage for teams with 10 or more bowl appearances.



# BOWL GAMES



**GEORGE O'LEARY** was involved in six Tech bowl appearances and four wins as defensive coordinator or head coach.

The Jackets held Amos Zereoue, who entered the contest as the nation's third-leading rusher, to just 84 yards, 66 below his average.

Tech took the opening kickoff and marched 80 yards in 15 plays. Hamilton set up the touchdown, scrambling for 21 yards to the WVU nine on fourth down and 17. Four plays later, on fourth and goal, freshman fullback Ed Wilder scored from one yard out for a 7-0 advantage with 9:05 remaining in the quarter.

The Mountaineers wasted little time in retaliating, taking just six plays to cover 61 yards for a touchdown. Quarterback Marc Bulger, who completed 25 of 40 passes for 353 yards and two scores, completed three passes on the drive and Zereoue scored from 14 yards around right end to knot the score at 7-all with 6:26 remaining in the quarter.

The Jackets came right back on their next possession, driving 76 yards in seven plays with Hamilton completing a 17-yard, third down pass to tailback Charlie Rogers to keep the drive alive. Hamilton then covered the final 30 yards for the score on a quarterback draw at the 2:58 mark of the quarter, giving Tech a 14-7 lead it would not relinquish.

After Tech's defense stopped the Mountaineers, Hamilton engineered a 94-yard, 12-play drive which culminated in a three-yard touchdown pass to tight end Mike Lillie as Tech opened a 21-7 advantage with 19:11 remaining in the first half.

West Virginia trimmed the margin with a 51-yard, seven play drive late in the second quarter. A 15-yard personal foul penalty gave the Mountaineers

a first down at the Tech 21, and three plays later Bulger connected with wide receiver Jerry Porter for a 21-yard touchdown pass to cut the Tech lead to 21-14 with 4:45 to play before intermission.

The Jackets quickly marched 74 yards in 11 plays with Hamilton scoring from nine yards out with just 27 seconds on the clock to carry a 28-14 lead into halftime. The 28 first half points by Tech were its most in any half in its 26 bowl appearances as well as a Carquest Bowl record.

West Virginia began its comeback in the third quarter as Zereoue accumulated 63 yards and Bulger threw for 249 yards after intermission.

Zereoue scored from 19 yards out on a Statue of Liberty play with 9:26 remaining in the third quarter to trim Tech's lead to 28-21. Late in the quarter, West Virginia drove 93 yards, only to stall at the Tech three as linebackers Keith Brooking and Ron Rogers came up with big tackles to keep the Mountaineers out of the end zone. Jay Taylor's 21-yard field goal with 42 seconds left in the quarter made the score 28-24.

Tech regained control in the fourth quarter as Hamilton led a 66-yard, seven-play drive, capped by a five-yard touchdown run by tailback Charles Wiley with 4:44 remaining in the game for a 35-24 lead.

West Virginia needed just 55 seconds to score as Bulger completed a short pass to Porter, who dodged two Tech defensive backs on the near sideline and sped 74 yards for a touchdown with 3:49 still remaining in the game. The Mountaineers elected to go for the two-point conversion, but the pass failed, leaving Tech with a 35-30 advantage.

Georgia Tech ...	14	14	0	7	-	35
West Virginia .....	7	7	10	6	-	30

## SCORING SUMMARY:

GT-Wilder 1 Run (Chambers Kick), 9:05, 1st  
 WV-Zereoue 14 Run (Taylor Kick), 6:26, 1st  
 GT-Hamilton 30 Run (Chambers Kick), 2:58, 1st  
 GT-Lillie 3 Pass from Hamilton (Chambers Kick), 10:11, 2nd  
 WV-Porter 21 Pass from Bulger (Taylor Kick), 4:45, 2nd  
 GT-Hamilton 9 Run (Chambers Kick), 0:27, 2nd  
 WV-Zereoue 19 Run (Taylor Kick), 9:26, 3rd  
 WV-Taylor 21 FG, 0:42, 3rd  
 GT-Wiley 5 Run (Chambers Kick), 4:44, 4th  
 WV-Porter 74 Pass from Bulger (Pass Failed), 3:49, 4th  
 Attendance-28,262

STATISTICS .....	GT	WV
First Downs.....	28	24
Att-Yds Rushing.....	53-210	22-56
Yards Passing.....	274	353
Total Offense .....	484	409
Passes-Cmp-Att-Int.....	19-36-0	25-40-1
Punts.....	4-42.0	3-43.3
Fumbles .....	1-1	1-1
Penalties .....	10-86	9-75
Sacks By.....	3-29	2-8
Third Down Conversions.....	13-21	8-13
Time of Possession .....	35:02	24:58

## LEADING RUSHERS:

GT-Hamilton 14-82, 2 TD; C. Rogers 16-75;  
 Wiley 20-48, 1 TD  
 WV-Zereoue 17-84, 2 TD; Bulger 5-(-28)

## LEADING PASSERS:

GT-Hamilton 19-36-0, 274, 1 TD  
 WV-Bulger 25-40-1, 353, 2 TD

## LEADING RECEIVERS:

GT-Steagall 7-112; Middleton 4-45; C.Rogers 3-45  
 WV-Foreman 12-110; Zereoue 5-55; Porter 4-124, 2 TD

## 1999 TOYOTA GATOR BOWL

**Georgia Tech 35, Notre Dame 28**

January 1, 1999

Alltel Stadium, Jacksonville, Fla.

Quarterback Joe Hamilton threw three touchdown passes and caught another one and split end Dez White hauled in two long scoring passes to lift 11th-ranked Georgia Tech to a 35-28 victory over No. 17 Notre Dame in the 1999 Toyota Gator Bowl.

The win, before 70,791 fans at Alltel Stadium in Jacksonville, Fla., gave the Yellow Jackets their first 10-win season since the 1990 national title and just their second since 1956.

White, playing in his hometown, and Hamilton shared the Most Valuable Player honors after hooking up for the game-winning score on a 55-yard pass with 7:55 to play. That pass capped a nine-play, 91-yard scoring drive after Notre Dame had roared back from a 21-7 halftime deficit to tie the score on tailback Autry Denson's third touchdown of the day early in the fourth quarter.



**WHITE BEATS GREEN:** Dez White dazzled a hometown crowd at the 1999 Toyota Gator Bowl with two second-half TDs, including this game-winning score.

# BOWL GAMES

Notre Dame dressed in green jerseys for the first time since the 1995 Fiesta Bowl, but the Jackets jumped in front early. On Tech's second possession, Hamilton, who completed 13 of 20 passes for 237 yards, led a 12-play, 87-yard drive that ate up nearly five minutes. The junior signal caller hit four passes on the drive, including a 28-yarder to tight end Russell Matvey and a 19-yard strike to White, before he found himself on the receiving end of a five-yard touchdown pass. On second and goal at the Notre Dame five, Hamilton pitched to freshman tailback Joe Burns on a toss sweep to the right, and Burns threw back across the field and found Hamilton alone on the left side of the end zone. Brad Chambers added the extra point, and the Jackets led 7-0 with 6:22 left in the first quarter.

Notre Dame answered by driving 65 yards in six plays for a nine-yard touchdown run by Denson, who rushed for 130 yards on the day. Quarterback Jarious Jackson, returning from a sprained knee suffered in the Irish's 10th-game, keyed the drive with a 33-yard pass to Bobby Brown.

Tech dominated the remainder of the first half with a pair of long touchdown drives.

First the Jackets ate up 5:20 with a 10-play, 78-yard drive, highlighted by a 26-yard pass from Hamilton to Charlie Rogers. Phillip Rogers capped the drive with a two-yard dive over the top, giving Tech a 14-7 lead with 13:45 in the half.

Later in the second quarter, Hamilton drove the Jackets 84 yards on 10 plays, almost exclusively on the ground, including Charlie Rogers' 26-yard scamper around the left end. On second-and-five from the Irish nine, Hamilton hit senior Mike Sheridan for the score and a 21-7 lead with 4:26 left in the half.

Aided by a personal foul penalty after the Jackets had stopped Notre Dame on third down, the Irish threatened late in the first half, but Jim Sanson was short and wide on a 44-yard field goal attempt.

After the intermission, Notre Dame took the second half kickoff and drove 80 yards, all but eight of them on the ground by either Jackson or Denson, who scored on a one-yard run to cut Tech's lead to 21-14 with 10:47 remaining in the third quarter.

Fullback Virgil Johnson fielded Hunter Smith's high, short kickoff and rambled nine yards before fumbling, and Tony Driver recovered for Notre Dame at the Tech 26-yard line. The Irish took advantage of the turnover, using eight plays to cover the 26 yards as Jackson scored from two yards out.

Kofi Smith raced around the right end to block Sanson's extra point, but at 7:23 of the third quarter, Notre Dame had pulled within 21-20 without allowing Tech an offensive play in the second half.

The Jackets took over on their own 29 and quickly moved into Notre Dame territory. Tech faced third-and-10 at the ND 44 when Hamilton hit White, who beat cornerback Ty Goode down the left sideline for a 44-yard touchdown. The seven-play, 71-yard drive took 3:41 and gave Tech a 28-20 advantage with 3:42 to play in the third quarter.

But Notre Dame continued to run the ball on Tech's defense and drove to midfield when, on the

## CAREER LEADERS IN BOWL GAMES

### RUSHING YARDS

Name	G	Att	Yds
1. Lenny Snow	2	57	246
2. Eddie Prokop	*1	na	199
3. Joe Auer	2	20	160
4. Charlie Rogers	2	29	157
5. Leon Hardeman	2	34	151
Joe Burns	2	29	151
7. Joe Hamilton	3	24	150
8. Rob Healy	3	48	132
9. William Bell	1	16	127
10. George Humphreys	2	21	120

### PASSING YARDS

Name	G	At-Cm	Yds
1. Joe Hamilton	3	52-96	756
2. George Godsey	2	42-73	443
3. Shawn Jones	2	30-52	338
4. Pepper Rodgers	*2	26-52	318
5. Frank Broyles	*1	na	304
6. Billy Lothridge	2	13-31	222
7. Damarius Bilbo	1	7-20	178
8. Mike Kelley	1	17-38	168

### PASS COMPLETIONS

Name	G	Cmp
1. Joe Hamilton	3	52
2. George Godsey	2	42
3. Shawn Jones	2	30
4. Pepper Rodgers	*2	26
5. Mike Kelley	1	17

\* Statistics not available from every bowl game in which this player participated



### PASS ATTEMPTS

Name	G	Att
1. Joe Hamilton	3	96
2. George Godsey	2	73
3. Shawn Jones	2	52
Pepper Rodgers	*2	52
5. Mike Kelley	1	38

### TD PASSES

Name	G	TD
1. Pepper Rodgers	*2	5
2. Joe Hamilton	2	4
3. Shawn Jones	2	3
Jim Stevens	1	3
Jim Still	1	3

### TOTAL OFFENSE

Name	G	Yds
1. Joe Hamilton	3	906
2. Shawn Jones	2	427
3. George Godsey	2	418
4. Pepper Rodgers	*2	305
5. Billy Lothridge	2	246
Lenny Snow	2	246

### RECEPTIONS

Name	G	Rec
1. Kelly Campbell	4	18
2. Dez White	3	12
3. Kerry Watkins	4	10
4. Charlie Rogers	2	7
Derrick Steagall	1	7
Jim Owings	2	7
Will Glover	3	7

### RECEIVING YARDS

Name	G	Yds
1. Dez White	3	229
2. Kelly Campbell	4	176
3. Kerry Watkins	4	170
4. Derrick Steagall	1	112
5. Billy Williamson	2	102

### TOUCHDOWNS

Name	G	TD
1. Joe Hamilton	3	4
Rob Healy	5	4
3. Leon Hardeman	3	3
William Bell	1	3

**KELLY CAMPBELL** set the Tech bowl record with 10 catches in the Seattle Bowl, including this 34-yard touchdown.

# BOWL GAMES



**JOE COOL:** *In addition to throwing three touchdown passes against Notre Dame, Joe Hamilton scored Tech's first TD on a five-yard pass from Joe Burns.*

final play of the third quarter, Jackson hit Jay Johnson for 27 yards and a first down at the Tech 28.

Three plays later, Tech appeared to have the Irish stopped after Jackson threw incomplete on third-and-eight at the Tech 26, but a controversial personal foul penalty gave Notre Dame a first down at the 13. Denson covered the final 13 yards on three plays, the last a one-yard scoring run. After Jackson hit Brown for the two-point conversion, the score was tied at 28 with 11:56 to play. The drive took 88 yards, 12 plays and nearly seven minutes.

Tech again had trouble handling the kickoff as the ball popped out of Sean Gregory's arms, but Mel Whatley recovered for the Jackets at the nine-yard line, where Tech began its game-winning march.

Twice Hamilton kept the drive alive by connecting with Charlie Rogers for third-down conversions. Then on first down at the Tech 45, Hamilton froze the defense with a play-fake and found White open over the middle, and the speedy sophomore raced past safety Benny Guilbeaux and cornerback Deveron Harper for a 55-yard touchdown. After Chambers added the PAT, Tech was back in front, 35-28, with 7:55 left in the game.

Notre Dame had three possessions in the final 7:55 but netted minus-11 yards. On the Irish's final play, Tech defensive end Nate Stimson sacked Jackson for a two-yard loss and knocked the ball loose, and Tech's Jesse Tarplin recovered at the Notre Dame 10-yard line with 49 seconds left to seal the win.

Tech's fifth straight bowl victory and third Gator Bowl win improved the nation's best bowl record to 19-8 (.704).

Georgia Tech	.....7	14	7	7	-	35
Notre Dame	.....7	0	13	8	-	28

## SCORING SUMMARY

GT-Hamilton 5 Pass from Burns (Chambers Kick), 6:22, 1st  
 ND-Denson 9 Run (Sanson Kick), 4:06, 1st  
 GT-P. Rogers 2 Run (Chambers Kick), 13:46, 2nd  
 GT-Sheridan 9 Pass from Hamilton (Chambers Kick), 4:26, 2nd  
 ND-Denson 1 Run (Sanson Kick), 10:47, 3rd  
 ND-Jackson 2 Run (kick blocked), 7:23, 3rd  
 GT-White 44 Pass from Hamilton (Chambers Kick), 3:42, 3rd  
 ND-Denson 1 Run (Brown Pass from Jackson), 11:56, 4th  
 GT-White 55 Pass from Hamilton (Chambers Kick), 7:55, 4th  
 Attendance-70,791

TEAM STATISTICS	GT	ND
First Downs.....	23	20
Rushes-Att-Yds.....	47-194	41-150
Passing Yards.....	242	159
TOTAL OFFENSE .....	436	309
Passes-Cmp-Int .....	21-14-0	24-13-0
Punts.....	3-34.7	5-36.6
Fumbles.....	2-1	2-1
Penalties .....	7-53	6-30
Sacks By.....	4-26	1-6
3rd Down Conversions.....	6-12	2-9
4th Down Conversions .....	2-2	1-1
Time of Possession .....	30:47	29:13

## LEADING RUSHERS:

GT-C. Rogers 13-82; Burns 12-55; P. Rogers 10-28, 1 TD; Hamilton 10-19  
 ND-Denson 26-130, 3 TD; Jackson 12-12, 1 TD

## LEADING PASSERS:

GT-Hamilton 13-20-0, 237, 3 TD; Burns 1-1-0, 5, 1 TD  
 ND-Jackson 13-24-0, 150

## LEADING RECEIVERS:

GT-White 4-129, 2 TD; C. Rogers 4-52; Sheridan 1-9, 1 TD; Matvay 1-28; Hamilton 1-5, 1 TD  
 ND-M. Johnson 5-43; Brown 2-42; J. Johnson 1-27; J. Johnson, 2-30

## 2000 TOYOTA GATOR BOWL

**Miami 28, Georgia Tech 13**

January 1, 2000

Alltel Stadium, Jacksonville, Fla.

Freshman tailback Clinton Portis ran for 117 yards on just 12 carries, including a 73 yard touchdown run in the second quarter, and junior tailback James Jackson added 107 yards on 21 carries to lead Miami to a 28-13 victory over 16th-ranked Georgia Tech in the 55th Annual Toyota Gator Bowl in Alltel Stadium before a crowd of 43,416 fans.

Tech's all-America quarterback Joe Hamilton was harried throughout the game by the Hurricanes' pass rush and managed to complete 20 of 40 passes for 245 yards but had two intercepted.

Miami took the opening kickoff and drove 66 yards in seven plays for the game's first score. James totaled 50 yards on five carries on the drive, including an eight-yard burst around left end for the score and a 7-0 lead with 12:23 left in the opening quarter.

Tech's defense twice held the Hurricanes in Yellow Jacket territory following an interception and a blocked punt. Tech drove 52 yards on seven plays before stalling at the Miami 27, and placekicker Luke Manget was wide left on a 44-yard field goal attempt.

Miami quickly moved 73 yards on seven plays as quarterback Kenny Kelly hit Santana Moss for a 30-yard completion and then found Andre King for a 15-yard touchdown pass on the first play of the second quarter, giving the Hurricanes a 14-0 lead.

The Jackets finally got on the scoreboard late in the second quarter with a 77-yard, 10-play drive. Hamilton completed three passes on the drive to junior split end Dez White and then scored the touchdown on a 17-yard option run to cut the deficit to 14-7 with 4:12 remaining before intermission.

But Miami wasted little time in answering. Just two plays later, Portis broke two tackles at the line of scrimmage and then outran Tech's defenders to the end zone for a 73-yard jaunt that gave the Hurricanes a 21-7 lead with 3:09 left in the half.

The Jackets took the opening kickoff of the second half and moved 69 yards on 11 plays as Hamilton completed three passes for 39 yards. But the drive stalled at the Miami eight-yard line, and Tech was forced to settle for Manget's 25-yard field goal that trimmed the Hurricane advantage to 21-10.

With the help of a pair of 15-yard penalties and a 13-yard option run by Hamilton, the Jackets moved to the Miami 24, but on fourth down, Manget's field goal attempt was blocked by UM's Chris Campbell. Tech, though, got the ball back in just two plays as Jamara Clark intercepted a Kenny Kelly pass at the Miami 44. After Tech advanced to the Miami 19, Manget booted a 36-yard field goal to cut the score to 21-13.

Miami reasserted itself early in the fourth quarter, marching 63 yards in 12 plays. Portis made clutch runs and backup quarterback Ken Dorsey completed four passes, including a 17-yard touchdown to split end Reggie Wayne with 9:18 remaining in the game for the final 28-13 margin.

The Jackets, who saw their five-game bowl winning streak snapped, would threaten twice in the game's waning moments, but one possession ended with an interception and the other fizzled when White, who made eight catches for 100 yards on the day, was stopped short on fourth down.

Miami's defense, which limited Tech to its lowest point total in 16 games, sacked Hamilton three times and held the Heisman Trophy runner-up without a touchdown pass for the first time in 14 games.

Miami	.....7	14	0	7	-	28
Georgia Tech	.....0	7	6	0	-	13

# BOWL GAMES

## SCORING SUMMARY

M-Jackson 8 Run (Crosland Kick), 12:23, 1st  
M-King 15 Pass from Kelly (Crosland Kick), 14:56, 2nd  
GT-Hamilton 17 Run (Manget Kick), 4:12, 2nd  
M-Portis 73 Run (Crosland Kick), 3:09, 2nd  
GT-Manget 25 FG, 10:21, 3rd  
GT-Manget 36 FG, 3:21, 3rd  
M-Wayne 17 Pass from Dorsey (Crosland Kick), 9:18, 4th  
Attendance-43,416

TEAM STATISTICS	GT	M
First Downs.....	29	22
Rushes-Att-Yds.....	48-176	36-220
Passing Yards.....	245	208
TOTAL OFFENSE.....	421	428
Passes Att-Cmp-Int.....	20-40-2	16-32-1
Punts.....	6-26.2	5-42.6
Fumbles.....	1-0	1-1
Penalties.....	7-65	9-90
Sacks By.....	3-19	1-10
3rd Down Conversions.....	1-13	6-14
4th Down Conversions.....	1-3	0-1
Time of Possession.....	32:20	27:40

## LEADING RUSHERS:

GT-Gregory 16-64; Hamilton 22-49, 1 TD; Wilder 6-37  
M-Portis 12-117, 1 TD; Jackson 21-107, 1 TD;  
Popovich 1-6

## LEADING PASSERS:

GT-Hamilton 20-40-2, 245  
M-Kelly 9-17-1, 127, 1 TD; Dorsey 7-15-0, 81, 1 TD

## LEADING RECEIVERS:

GT-White 8-100; Campbell 3-39; Clinkscale 3-37  
M-Franks 3-72; Moss 3-53; Wayne 4-44

## 2000 CHICK-FIL-A PEACH BOWL

### LSU 28, Georgia Tech 14

December 29, 2000

Georgia Dome, Atlanta, Ga.

Rohan Davey, taking over at quarterback in the second half, threw three touchdown passes to lead LSU to a 28-14 upset of No. 15 Georgia Tech in the Chick-fil-A Peach Bowl before a record crowd of 73,614 in the Georgia Dome.

Quarterback George Godsey and the Tech offense struggled after the month-long layoff since ending the regular season with a 27-15 victory at Georgia, committing six turnovers on four fumbles and two interceptions. Tech had only 12 turnovers during the regular season, six interceptions and six fumbles, one of the reasons the Yellow Jackets were able to average 435 yards and 33.8 points per game.

Despite the loss, Georgia Tech finished with a 9-3 record in what many had expected to be a rebuilding year. The Jackets' fourth straight bowl was a first for the program since 1951-56.

LSU (8-4), playing in its first bowl since 1997 under first-year coach Nick Saban, rallied from a 14-3 halftime deficit.

After managing just 117 yards in the first half with starter Josh Booty at quarterback, the Tigers

turned to Davey, who had been injured since October, to start the second half. He also had more protection up front as right tackle Brandon Winey, who wasn't even dressed in the first half because of a wrist injury, donned his pads to beef up LSU's line.

With Davey completing five passes, the Tigers went 70 yards in nine plays for their first touchdown, a three-yard completion to Tommy Banks.

LSU scored the go-ahead touchdown in the opening minute of the fourth quarter on a brilliant catch by Josh Reed, who jumped as high as he could to pull down the nine-yard pass, his right foot tapping inside the line just before he fell out of bounds.

John Corbello kicked a career-best 49-yard field goal, set up by a Tech fumble at its own 17-yard line before Davey finished the comeback with another three-yard touchdown pass to Banks. The scoring play with 3:12 remaining completed a 13-play, 91-yard drive that consumed more than seven minutes and clinched the offensive MVP award for Davey, who was 17-of-25 for 174 yards.

The Jackets slumped to their lowest-scoring game of the year and were shut out in the second half. They had two turnovers, managed just 100 yards and cross midfield until a drive in the waning minutes reached the LSU four-yard line.

But Godsey was knocked out with a knee injury and the drive stalled.

Godsey threw for 2,906 yards and 23 touchdowns during the regular season with only six interceptions but was just 19-of-36 for 177 yards, throwing two interceptions and losing two fumbles.

Georgia Tech could have buried LSU in the first half if not for four turnovers and a motion penalty that wiped out a 59-yard touchdown pass from Godsey to Kelly Campbell.

Instead, the Jackets settled for a 14-3 lead. Joe Burns' 32-yard run capped a nine-play, 80-yard drive and gave Tech a 7-3 lead with 5:32 left in the first quarter. A nine-yard scoring run by Baton Rouge native Jermaine Hatch extended the lead to 14-3 with 1:15 remaining before halftime. Meanwhile, the Tech defense held firm despite the turnovers and held the Tigers to seven yards rushing.

LSU linebacker Bradie James, who missed nearly a week of practice after the death of his father, was selected the defensive MVP. He recovered two fumbles and had a sack.

LSU .....	3	0	6	19	-	28
Georgia Tech .....	7	7	0	0	-	14

## SCORING SUMMARY

LS-Corbello 32 FG, 8:26, 1st  
GT-Burns 32 Run (Manget Kick), 5:32, 1st  
GT-Hatch 9 Run (Manget Kick), 8:17, 2nd  
LS-Banks 3 Pass from Davey (Kick Failed), 10:59, 3rd  
LS-Reed 9 Pass from Davey (Reed Pass from Davey), 14:47, 4th  
LS-Corbello 49 FG, 13:30, 4th  
LS-Banks 3 Pass from Davey (Robinson Pass from Davey), 3:12, 4th  
Attendance-73,614

TEAM STATISTICS	LS	GT
First Downs.....	21	19
Rushes-Att-Yds.....	40-90	31-140
Passing Yards.....	284	177
Passes Cmp-Att-Int.....	25-44-0	19-38-2
TOTAL OFFENSE.....	84-374	69-317
Punts.....	8-40.8	5-48.2
Fumbles-Lost .....	3-1	7-4
Penalties .....	7-59	6-45
Sacks By.....	3-27	3-19
3rd Down Conversions.....	7-17	5-12
4th Down Conversions .....	0-0	0-1
Time of Possession .....	37:10	22:50

## LEADING RUSHERS:

LS-Toefield 22-78; Davis 8-25; Davey 1-8  
GT-Burns 17-96, 1 TD; Hatch 6-45, 1 TD; Campbell 1-29

## LEADING PASSERS:

LS-Davey 17-25-0, 174, 3 TD; Booty 8-19-0  
GT-Godsey 19-36-2, 177

## LEADING RECEIVERS:

LS-Reed 9-96, 1 TD; Bank 7-71, 2 TD; Robinson 4-65  
GT-Campbell 5-31; Watkins 3-45; Glover 3-26; Curry 2-25

## 2001 SEATTLE BOWL

### Georgia Tech 24, Stanford 14

December 27, 2001

SAFECO Field, Seattle, Wash.

George Godsey passed for 266 yards and a touchdown, Kelly Campbell scored twice and the Georgia Tech defense made a key goal-line stand as the Yellow Jackets defeated No. 11 Stanford, 24-14, in the inaugural Seattle Bowl.

The Jackets, under interim head coach Mac McWhorter, made their fifth straight bowl appearance before a crowd of 30,144 at Safeco Field. Tech (8-5) improved its bowl record to 20-10 for a winning percentage of .667 that ranks first in the nation.

"There had been so much negative attention given to this team," said Godsey, who was named the Most Valuable Player of his final game in a Tech uniform. "We pulled together. We wanted to salvage this season."

Campbell's second touchdown was a two-yard run on a reverse play with 1:29 left, capping a 13-play, 63-yard drive that sealed the victory after the Cardinal had pulled within three points.

"When the play was called, I knew then that I was going to score," said Campbell, Tech's all-time leading receiver who finished with 10 catches for 106 yards. "I got the ball and there was nothing in front of me but the end zone."

Tech dominated the first half to take a 17-3 lead at the intermission, but Stanford (9-3) drew to 17-14 with 11:39 remaining when backup quarterback Chris Lewis threw a four-yard touchdown pass to Teyo Johnson, then added a two-point pass to Ryan Wells.

The Rambling Wreck defense set the tone on the game's first drive, stopping Stanford three times at the Tech one-yard line. Brian Allen was stopped on

# BOWL GAMES

two runs from the one, and linebacker Daryl Smith dropped Kerry Carter for a two-yard loss on fourth down.

Tech took over and drove 97 yards, their longest drive of the season that used 16 plays and 6:16 on the clock, capped by Will Glover's five-yard touchdown run.

"When the defense stopped them, we knew the offense had to make a statement," said Georgia Tech running back Sean Gregory, who rushed for a game-high 91 yards in place of all-ACC back Joe Burns, who was academically ineligible for the bowl. "We did. There is nothing more beautiful than a 97-yard touchdown drive."

Godsey, who completed 23 of 37 passes on the day, set the tone on Tech's first snap with a play-action pass from his own end zone, hitting Gregory for 14 yards. The senior signal-caller connected on seven of nine passes for 80 yards on the drive, the key play a 26-yard completion to Jonathan Smith down to the four-yard line.

Stanford needed 16 plays and seven minutes to drive from its own 20 to the Tech 18, but again the Rambling Wreck defense held, forcing the Cardinal to settle for Mike Biselli's 35-yard field goal at the start of the second quarter.

Godsey engineered another long drive, this time covering 81 yards on seven plays as he teamed with Campbell for a 34-yard touchdown pass to give Tech a 14-3 lead with 9:33 left in the half. One play earlier, Godsey and Campbell hooked up for an 18-yard completion on fourth-and-10 to set up the score.

After forcing a Stanford punt, Tech took over on its own 20 with a new wrinkle, inserting backup quarterback Andy Hall to run a series of option plays. Hall gained 18 yards on three carries, sandwiched around a 54-yard jaunt by Gregory to set up Luke Manget's 20-yard field goal with just two seconds left in the half. That sent Tech to the locker room with a 17-3 advantage.

Both offenses stalled in the third quarter, when Tech defense came up with another goal-line stand. The Cardinal had a first down at Georgia Tech's two but managed a 26-yard field goal by Biselli.

Trailing 17-6, Stanford started the fourth quarter by inserting Lewis in place of starting quarterback Randy Fasani, who was 11-for-21 for 115 yards and was sacked three times. Despite three false start penalties on his first five snaps, Lewis managed completions of 41 and 34 yards to move the Cardinal to the Tech five-yard line, setting up Johnson's leaping touchdown catch. Lewis finished 6-for-13 for 110 yards and one TD.

After an exchange of punts, Tech took over on its own 37-yard line, clinging to a three-point lead with 6:26 to play. Just as it had all afternoon, the Tech offense mixed run and pass to move the chains, including a key conversion on third-and-one when Godsey lined up in the shotgun and hit Smith for a seven-yard gain. A 16-yard completion to Smith moved Tech to the Stanford six, and two plays later, Campbell took a reverse pitch from Godsey and raced into the end zone untouched for the clinching score.



**SEATTLE'S BEST:** *Tech players celebrate their win over 11th-ranked Stanford in the inaugural Seattle Bowl.*

The first football game at Safeco Field, home of the Seattle Mariners, was played with one end zone in left field and the other near home plate—the infield dirt was part of the field. The teams lined up side by side, sharing a sideline in the outfield.

Georgia Tech	.....	7	10	0	7	-	24
Stanford	.....	0	3	3	8	-	14

## SCORING SUMMARY

GT—Glover 5 Run (Manget Kick), 3:27, 1st  
 ST—Biselli 35 FG, 11:27, 2nd  
 GT—Campbell 34 Pass from Godsey (Manget Kick), 9:33, 2nd  
 GT—Manget 20 FG, 0:02, 2nd  
 ST—Biselli 26 FG, 4:52, 3rd  
 ST—Johnson 4 Pass from Lewis (Wells Pass from Lewis), 11:39, 4th  
 GT—Campbell 2 Run (Manget Kick), 1:29, 4th  
 Attendance—30,144

TEAM STATISTICS	GT	ST
First Downs.....	20	20
Rushes-Att-Yds.....	34-137	36-125
Passing Yards.....	266	225
TOTAL OFFENSE.....	72-403	70-350
Passes Cmp-Att-Int.....	23-38-0	17-34-0
Punts.....	4-44.3	4-35.0
Fumbles-Lost.....	0-0	0-0
Penalties.....	3-35	4-20
Sacks By.....	4-22	0-0
3rd Down Conversions.....	9-17	7-16
4th Down Conversions.....	2-3	1-3
Time of Possession.....	29:37	30:23

## LEADING RUSHERS:

GT—Gregory 19-91; Hall 7-32; Glover 1-5, 1 TD;  
 Campbell 1-2, 1 TD  
 ST—Allen 10-41; Carter 11-37; Fasani 10-31

## LEADING PASSERS:

GT—Godsey 23-37-0, 266, 1 TD; Smith 0-1-0, 0  
 ST—Fasani 11-21-0, 115; Lewis 6-13-0, 110, 1 TD

## LEADING RECEIVERS:

GT—Campbell 10-106, 1 TD; Smith 4-58; Gregory 3-29;  
 Glover 3-25  
 ST—Johnson 6-45, 1 TD; Powell 5-94; Pierce 2-47

## 2002 SILICON VALLEY FOOTBALL CLASSIC

**Fresno State 30, Georgia Tech 21**

December 31, 2002

Spartan Stadium, San Jose, Calif.

Rodney Davis ran for 153 yards and two touchdowns and Fresno State held off Georgia Tech's second-half rally to defeat the Yellow Jackets, 30-21, in the Silicon Valley Classic.

Asen Asparuhov kicked a 33-yard field goal with 3:43 left, one of his three in the game, and Davis, who carried the ball 37 times, secured the win with a 28-yard touchdown run just over a minute later for the Bulldogs (9-5), who won their first postseason game since 1992 with a depleted roster. Seven players, including five starters, did not participate because of academic problems.

The Fresno State defense weathered the strong second-half comeback attempt by Georgia Tech freshman backup quarterback Damarius Bilbo.

Bilbo passed for one touchdown and ran for another after replacing A.J. Suggs, but Bilbo also threw four interceptions as the Yellow Jackets (7-6) committed seven turnovers.

Tech entered the second half trailing 13-7, but Bilbo put the Jackets ahead, 14-13, with a one-yard touchdown run midway through the third quarter.

Fresno answered on its next possession with Davis' three-yard touchdown run, which capped a six-play, 80-yard drive that was highlighted by Paul Pinegar's 68-yard completion to Gilbert.

Tech regained the advantage on Bilbo's 42-yard touchdown pass to Smith, putting Tech ahead, 21-20, with just 51 seconds left in the third quarter.

Midway through the fourth quarter, the Bulldogs put together a 12-play, 63-yard drive that not only resulted in Asparuhov's 33-yard field goal and a 23-21 Fresno State lead, but ate up more than seven minutes on the clock.

Tech took over at its own 20 with 3:38 to play, but the Jackets were unable to move the ball and the possession ended when, on fourth-and-two at the Tech 28, Bilbo's pass fell incomplete. On the next play, Davis sealed the win by going 28 yards for the touchdown and a 30-21 advantage.

The Jackets got the ball game two more times, and Bilbo moved Tech to the Fresno 33 with a 47-



# BOWL GAMES

yard pass to Bridges, but both possessions ended with interceptions.

The game was a muddy mess from the start after hard rain fell the night before. It took only a few plays for Tech's gleaming white uniforms—the Jackets wore their traditional white jerseys with white pants for the first time since 1994—to turn a dull brown, and there were plenty of slips and missed plays.

Suggs hit Kerry Watkins for a 35-yard touchdown pass late in the first half, and with Fresno managing only a pair of field goals, Tech led 7-6 and appeared ready to take the advantage into the intermission. But on second-and-six from the Tech 24-yard line with just 26 seconds left, Suggs' pass down the right sideline was underthrown and intercepted by Dee Meza, who returned its 48 yards for the touchdown and a 13-7 Fresno State lead.

After its school-record sixth straight postseason appearance, Georgia Tech is now 20-11 (.645) in bowl games.

Tech placekicker Luke Manget made three extra points to give him 160 straight PATs, one shy of the NCAA record for consecutive extra points of 161, set by John Becksvort of Tennessee from 1991-94.

Georgia Tech .....	7	0	14	0	—	21
Fresno State.....	3	10	7	10	—	30

## SCORING SUMMARY

FS—Asparuhov 22 FG, 11:00, 1st  
 GT—Watkins 35 Pass from Suggs (Manget Kick), 2:51, 1st  
 FS—Asparuhov 42 FG, 5:35, 2nd  
 FS—Meza 48 Interception Return (Asparuhov Kick), 0:14, 2nd  
 GT—Bilbo 1 Run (Manget Kick), 8:45, 3rd  
 FS—Davis 3 Run (Asparuhov Kick), 6:06, 3rd  
 GT—J. Smith 42 Pass from Bilbo (Manget Kick), 0:51, 3rd  
 FS—Asparuhov 33 FG, 3:43, 4th  
 FS—Davis 28 Run (Asparuhov Kick), 2:23, 4th  
 Attendance—10,132

TEAM STATISTICS .....	GT	FS
First Downs.....	16	20
Rushes-Att-Yds.....	31-130	55-186
Passing Yards.....	218	188
TOTAL OFFENSE .....	58-348	86-374
Passes Cmp-Att-Int.....	27-9-6	31-16-0
Punts.....	5-38.6	7-37.3
Fumbles-Lost .....	2-1	3-2
Penalties .....	5-53	10-94
Sacks By.....	3-23	2-9
3rd Down Conversions.....	4-11	8-22
4th Down Conversions .....	0-1	1-1
Time of Possession .....	21:54	38:06

## LEADING RUSHERS:

GT—Eziemefe 3-38; JSmith 7-35; Bilbo 12-30, 1 TD  
 FS—Davis 37-153, 2 TD; Pinegar 9-20; Sumlin 6-15

## LEADING PASSERS:

GT—Suggs 7-2-2, 40, 1 TD; Bilbo 20-7-4, 178, 1 TD  
 FS—Pinegar 31-16-0, 188

## LEADING RECEIVERS:

GT—Watkins 5-82, 1 TD; Bridges 3-94; JSmith 1-42, 1 TD  
 FS—Jamison 5-50; Gilbert 4-84; Spach 3-22

## BOWL SUPERLATIVES

### — TEAM —

	Most	Fewest Allowed
Points	45 vs. Nebraska (1991 Citrus)	0 vs. Pittsburgh (1956 Sugar)
First Downs	29 vs. Miami (2000 Gator)	10 vs. Arkansas (1955 Cotton) 10 vs. Missouri (1962 Bluebonnet)
Offensive Plays	89 vs. Texas Tech (1965 Gator) 89 vs. West Virginia (1997 Carquest)	48 vs. Arkansas (1955 Cotton)
Total Offense	484 vs. West Virginia (1997 Carquest)	65 vs. California (1929 Rose)
Rushing Attempts	79 vs. Texas Tech (1965 Gator)	22 vs. Texas Tech (1965 Gator) 22 vs. West Virginia (1997 Carquest)
Yards Rushing	364 vs. Texas Tech (1965 Gator)	56 vs. West Virginia (1997 Carquest)
Pass Attempts	40 vs. Miami (2000 Gator)	7 vs. Missouri (1962 Bluebonnet)
Completions	23 vs. Stanford (2001 Seattle)	0 vs. Missouri (1962 Bluebonnet)
Yards Passing	304 vs. Tulsa (1945 Orange)	0 vs. Missouri (1962 Bluebonnet)

### — INDIVIDUAL —

<b>Most Yards Rushing:</b> 199, Eddie Prokop vs. Tulsa, 1944 Sugar Bowl	<b>Most Points Kicking:</b> 9, Scott Sisson vs. Nebraska, 1991 Citrus Bowl
<b>Most Rushing Attempts:</b> 33, Lenny Snow vs. Texas Tech, 1965 Gator Bowl	<b>Most Field Goals:</b> 2, Luke Manget vs. Miami, 2000 Gator Bowl
<b>Most Pass Attempts:</b> 40, Joe Hamilton vs. Miami, 2000 Gator Bowl	<b>Most PATs:</b> 6, Scott Sisson vs. Nebraska, 1991 Citrus Bowl
<b>Most Completions:</b> 23, George Godsey vs. Stanford, 2001 Seattle Bowl	<b>Most Interceptions:</b> 2, Tom Bleick vs. Texas Tech, 1965 Gator Bowl; Rick Lewis vs. Texas Tech, 1970 Sun Bowl
<b>Most Yards Passing:</b> 304, Frank Broyles vs. Tulsa, 1945 Orange Bowl	<b>Most Tackles:</b> 16, Ron Rogers vs. West Virginia, 1997 Carquest Bowl
<b>Best Completion Pct.:</b> .696 (16-23), Shawn Jones vs. Nebraska, 1991 Citrus Bowl	<b>Longest Scoring Play:</b> 68-yard run, Joseph Auer vs. Penn State, 1961 Gator Bowl
<b>Most Total Offense:</b> 356, Joe Hamilton vs. West Virginia, 1997 Carquest Bowl (274 pass, 82 rush)	<b>Longest Scoring Run:</b> 68 yards, Joseph Auer vs. Penn State, 1961 Gator Bowl
<b>Most Receptions:</b> 10, Kelly Campbell vs. Stanford, 2001 Seattle Bowl	<b>Longest Non-Scoring Run:</b> 56 yards, Malcolm King vs. Michigan State, 1985 All American Bowl
<b>Most Yards Receiving:</b> 129, Dez White vs. Notre Dame, 1999 Gator Bowl	<b>Longest Scoring Pass:</b> 55 yards, Joe Hamilton to Dez White vs. Notre Dame, 1999 Gator Bowl
<b>Most TDs:</b> 3, Rob Healy vs. Mississippi, 1971 Peach Bowl; William Bell vs. Nebraska, 1991 Citrus Bowl	<b>Longest Non-Scoring Pass:</b> 52 yards, Kim King to Lenny Snow vs. Florida, 1967 Orange Bowl
<b>Most TDs Rushing:</b> 3, Rob Healy vs. Mississippi, 1971 Peach Bowl	<b>Longest Field Goal:</b> 40 yards, David Bell vs. Michigan State, 1985 All American Bowl
<b>Most TD Passes:</b> 3, Jim Still vs. Kansas, 1948 Orange Bowl; Pepper Rodgers vs. West Virginia, 1954 Sugar Bowl; Jim Stevens vs. Iowa State, 1972 Liberty Bowl; Joe Hamilton vs. Notre Dame, 1999 Gator Bowl	<b>Longest Interception Return:</b> 73 yards, W.P. McHugh vs. St. Mary's 1946 Oil Bowl
<b>Most TD Receptions:</b> 2, George Brodnax vs. St. Mary's, 1947 Oil Bowl; Jim Patton vs. Kansas, 1948 Orange Bowl; Dez White vs. Notre Dame, 1999 Gator Bowl	<b>Longest Kickoff Return:</b> 43 yards, Drew Hill vs. Purdue, 1978 Peach Bowl
<b>Most Points Scored:</b> 18, Rob Healy vs. Mississippi, 1971 Peach Bowl; William Bell vs. Nebraska, 1991 Citrus Bowl	<b>Longest Punt Return:</b> 63 yards, Willie Clay vs. Stanford, 1991 Aloha Bowl
	<b>Longest Punt:</b> 67 yards, Jason Bender vs. Stanford, 1991 Aloha Bowl
	<b>Best Punting Avg.:</b> 47.4 yards (7 punts), Jason Bender vs. Stanford 1991 Aloha Bowl



# LETTERWINNERS

## From A to Z, "The Wearers of the T"

### A

Adams, Albert (m) .....	1930
Adams, B.R. ....	1918
Adams, H.H. ....	1937
Adams, J.Q. ....	1932
Adams, John D. ....	1966-67-68
Aderhold, Robert .....	1938-39-40
Akins, Marion .....	1950
Albanese, Brian .....	2000
Albright, J.G. ....	1923
Aldredge, Steven Scott .....	1989-90
Alexander, J.C. ....	1913-14-15-16
Alexander, William A. ....	1911-12
Allen, David B. ....	1979-80-81
Allen, Ermal K. ....	1964-65
Allen, H.T. ....	1918
Allen, John (m) .....	1990
Allen, Kikie (m) .....	1950
Allen, Proctor M. ....	1971-72
Allen, Rudolph C. ....	1974-75
Allen, T.R. ....	1938
Allen, Ty (m) .....	1990-91-92-93
Allen, William C. ....	1990
Allison, Robert B. ....	1979-81
Allvine, Douglas W. ....	1989
Almond, Stephen E. ....	1965-67
Ambrose, Kyle .....	1984-85-86
Amis, T.B. ....	1919-20-21
Anderson, Edwin B., Jr. ....	1968
Anderson, J.C. ....	1947-48-49
Anderson, Jim .....	1982-83-84-85
Anderson, L.F. ....	1937-38
Anderson, Mark H. ....	1974
Anderson, Ormand G. ....	1954-55-56
Anderson, R.E. ....	1938
Anderson, T.G. ....	1940-41-42
Anderson, T.L.Jr. ....	1957-59-60(c)
Anderson, Warren (l) .....	1978-79-83
Andrews, Robert Boyd .....	1991-92-93-94
Andrzejewski, Alan Conrad .....	1998-99
Angle, Tom .....	1925-26
Anyansi, Tabugbo .....	2001-02
Appleby, H.H. ....	1935-36-37
Armentrout .....	1922
Arnall, H.C.(m) .....	1918
Arnett, James E. ....	1972
Arno, Teddy (m) .....	1947-48
Arrington, Art (m) .....	1981-82-83-84
Arthur, H.B. ....	1939-40
Asbury, F.L.(m) .....	1920
Ashley, Mitch .....	1980
Ashmon, Shannon .....	1999-00
Ashmore, Frederick M. ....	1965-66-67
Askew, Leon C. ....	1955-56-57
Asti, Erica (m) .....	1989-90
Atkinson, J.E. ....	1943
Atkinson, Michael (l) .....	1993
Aton, B.B. ....	1945
Auer, Joseph .....	1961-62-63
Austin, David F. ....	1963-64
Austin, Michael B. ....	1952
Avers, Elaine R.(m) .....	1975-76-77-78
Avery(m) .....	1935
Ayres, Asher .....	1908

### B

Bagwell, Gary D. ....	1955
Bahin, Jim (m) .....	1990
Bailes, Elbert L.(m) .....	1954
Baker, Jeffrey L. ....	1971
Baldwin, J.S.(m) .....	1908
Balkcom, Thomas T. ....	1988-89-90
Ballard, Thomas R. ....	1962-63-64
Balogun, Kamal .....	1995-96
Banks, William O. ....	1951-52
Barber, David C. ....	1965-66-67(c)
Barber, Henry J. ....	1962-63
Barber, Stephen (m) ...	1987-88-89-90-91
Barkley, Bobbie L. ....	1978
Barksdale, Michele (m) .....	1995-96-97-98-99
Barnes, Karl W. ....	1972
Barnwell .....	1915
Barr, Robert H. ....	1970-71
Barron, Carter .....	1924-25-26
Barron, D.I. ....	1918-19-20-21-22(c)
Barron, G.W. ....	1945
Barron, L.F. ....	1930-31-32
Barron, Scott .....	1988-89
Barron, Tommy K. ....	1979-80-81-82
Bartlett, J.S. ....	1938-39
Basquin, Brett C. ....	1998-99-00
Bates, C.R. ....	1940
Battle, John M. ....	1963-64-65(c)
Battle, Erron Kevin .....	1989-90-91-92(c)
Baughan, Maxie .....	1957-58-59(c)
Baum, Phillip .....	1955-58
Baumgartner, Chris (m) ...	1996-97-98-99
Baxter, Bryan K. ....	1990-91-92-93
Baynham, Grant A. ....	1993-94-95-96
Baynham, Gordon C. ....	1964-65-66
Bazemore, Curtis W. ....	1974-75
Bazemore, Preston (l) .....	1986
Beall, F.R. ....	1942-43-46
Beard, P.E. ....	1913-14-15
Beard, R.A. ....	1934-36



**W.J. BLANE** was named an Academic All-America in 1966. He also played baseball at Tech.

Beard, W.R. ....	1939
Bearden, Charles E. ....	1985-86-87-88(c)
Beasley, James E. ....	1958-59
Beavers, David S. ....	1969-70-71
Beavers, Scott T. ....	1986-87-88-89
Beavin, Thomas D. ....	1969-70-71
Beck, Ray M. ....	1949-50-51
Beck, Thomas M. ....	1971-72
Beers, R.E. ....	1938-39-40
Belflower, Bradley (m) ...	1990-91-92-93
Bell, David .....	1984-85-86
Bell, J.R. ....	1943
Bell, Jeb (m) .....	1974
Bell, John L. ....	1966
Bell, R.S. ....	1915-16-17
Bell, William .....	1989-90-92-93
Bellamy, Eric J. ....	1989-90
Bender, Greg (m) .....	1986-87-88-89
Bender, Jason B. ....	1991-92-93-94(c)
Bennett, Benjamin (m) .....	1957-58
Bennett, John C. ....	2000-01
Bennett, Milford H. ....	1951-52
Bennett, Richard D. ....	1978
Benson, James E. ....	1957
Bentley, Clarence F. ....	1961
Bergegeay, Julie (m) .....	1981-82-83-84
Besirevic, Salih .....	2002
Bessillieu, Donald A. ....	1975-76-77-78
Bethea, L.A. ....	1947-48-49-50
Bettress, Fred D. ....	1973
Betts, Charles H.(m) .....	1964-65
Bevier, Scott H. ....	1972-73-74
Biddle, William M. ....	1960-61
Bilbo, Damarius O. ....	2002
Billingslea, Eric E. ....	1991-92-93-94
Bills, J.T. ....	1946-47
Billy, Omar .....	2002
Black, D.C. ....	1911
Blackwell, Ceylon B. ....	1965
Blake, J.A. ....	1945
Blane, Watkins J. ....	1964-65-66
Blanton, Michael J. ....	1975-76-77-78
Blasetti, Tony .....	1982
Blazek, Peter J. ....	1981-83-84
Bleick, Thomas W. ....	1963-64-65
Bloodworth, Charles H. ....	1974
Bogue, Doug .....	1980
Boldin, Carl .....	1976-77
Bonifay, Cameron H. ....	1971-72-73
Bonifay, Kenneth B. ....	1964-66-67
Bonnewell, Sheldon E. ....	1971
Booker, Donte M. ....	1996-97-98-99
Boone, Harry A. ....	1959-60-61
Boozer, David R. ....	1960
Bormolini, John .....	1975
Borum, Vernon L. ....	1922
Bosch, J.W. ....	1939-40-41
Bossons, R.R. ....	1947-48-49-50
Bostic, Jason D. ....	1995-96-97-98
Boulware, H.B. ....	1934
Boulware, Raleigh J. ....	1992-93-94
Bounds, Kenneth E. ....	1968-69
Bourne, W.B. ....	1943
Bourne, William B. ....	1970-71-72 (c)
Bourne, Matthew M. ....	1993-94-95
Bowen, Allen .....	1944-46-47-48
Bowen, J.L. ....	1944-45-46-47
Bowen, Robert C. ....	1974-75-76

Bowen, Sheppard A. ....	1976
Bowen, Tami (m) .....	1980-81
Bowley, Paul R. ....	1971-72-73
Bowman, Paul D. ....	1990
Boyd, A.M. ....	1934
Boyd, Mark .....	1991
Bracken, Samuel R. ....	1981-84-85
Bradach, D.D. ....	1946-47-48
Bradford, Jack C. ....	1943
Bradford, Patrick .....	1994-95-96-97
Bradford, Robert R. ....	1972-73
Bradley, Mark S. ....	1978-79-80-81 (c)
Bradley, Michael O. ....	1967-68-69
Brady, C.C. ....	1932
Bramlett, Jocelyn (m) .....	1995-96-97-98
Brannon, Charles N. ....	1951-52-53
Brantley, James R. ....	1957
Braseltton, Freddie G. ....	1957-58-59
Braswell, Jeff (l) .....	1982-84
Bravy, Brian R. ....	1991-92-93-94
Breece, Donald C. ....	1975-76
Breland, James E. ....	1965-66(c)
Brenner, Dale F.(m) .....	1966
Brewer, John M. ....	1925-26
Brewster, J.D. ....	1921-22
Bridge, Robert S. ....	1972-73
Bridges, Lekeldrick .....	2002
Briggs, Herbert A.(m) .....	1963-64-65-66
Brigman, William H. ....	1952-53-54
Brittain, J.F. ....	1934-35
Broach, R.A.(m) .....	1942-43
Brodnax, G.H. ....	1945-46-47-48(c)
Brooke, J.O. ....	1928-29-30
Brooking, Keith H. ....	1994-95-96-97(c)
Brooks, Christopher P. ....	1990-91
Brooks, Franklin D. ....	1952-53-54-55
Brooks, J.L. ....	1937-38
Broome, Timothy C. ....	1969-70
Brown, Adam (l) .....	1998-00
Brown, Ather .....	2000-01-02
Brown, Charles H. ....	1949-50
Brown, Christopher D. ....	1997-98-99-00(c)
Brown, Gary L. ....	1992-93
Brown, Harper L. ....	1975-76
Brown, J.C. ....	1907
Brown, J.E. ....	1943-46-47-48
Brown, James A. ....	1965-66-67
Brown, Mandy (l) .....	1986
Brown, Michael D. ....	1992
Brown, Neil N.(m) .....	1959-60
Brown, Samuel .....	1979-80-81-82
Brown, Samuel .....	1950-51-52
Brown, Timothy L. ....	1999-00-01
Brownlee, Kevin .....	1982-83
Broyles, J.F. ....	1943-44-46
Bruce, Stephen B. ....	1972-73
Bruenderman, Robert J. ....	1974-75-76
Brumberg, Sara (l) .....	1997-98
Brumby, C.R. ....	1929
Bryan, William A. ....	1974-75
Bryant, C. Matthew .....	1979-80-81
Bryant, W.G. ....	1914-15
Buchanan, C. ....	1907-08
Buchner, Marc E.(m) .....	1974-75
Buckley, Grant (l) .....	1981-82-83
Bullard, R.G. ....	1926
Burch, Gerald T. ....	1958-59-60(c)
Burdell, George P. ....	1928-29-30

# LETTERWINNERS

Burke, Al (I) ..... 1987  
 Burke, Damian ..... 1982-83-84-85  
 Burke, Greg (I) ..... 1986-87  
 Burke, Sam F. "Bo" (I) ..... 1965-66-67-68  
 Burke, Samuel W. .... 1964-65-66(c)  
 Burkholder, Gary L. .... 1963-64-65  
 Burks, Jason L. .... 1997-98-99  
 Burks, Willie L. .... 1986-87-88-89  
 Burnett, Daniel R. .... 2002  
 Burns, Joe F. .... 1998-99-00-01  
 Burns, Justin R. .... 1975-76-77  
 Burroughs, C.E. .... 1940-41  
 Burt, A.M. .... 1909-10  
 Burton, Nathan I. .... 2001-02  
 Burton, Richard E. (I) ..... 1968-69-70  
 Busbin, W.E. .... 1945-46-47  
 Bussell, Gerald W. .... 1962-63-64  
 Butler, James O. .... 2001-02  
 Bynum, H.W. .... 1938

## C

Cabrel, Francis G. .... 1978-79-80  
 Cain, J.T. .... 1930-31-32  
 Caldwell, Jerry R. .... 1995-96-97-98(c)  
 Caldwell, Robert S. .... 1960-61-62  
 Callan, John P. .... 1969-70-71  
 Cameron, Delaunta L. .... 1995-96-97-98  
 Cammack, Clayton L. .... 1958  
 Camp, Brian J. .... 2001-02  
 Camp, Larry B. .... 1963  
 Campagna, Richard C. .... 1975  
 Campbell, Antoine (I) ..... 1999-00-01  
 Campbell, Dean W. .... 1973  
 Campbell, Douglas A. .... 1972-73  
 Campbell, L. Kelly ..... 1998-99-00-01  
 Campbell, Randall W. .... 1971  
 Carden, Gary M. .... 1970-71-72  
 Carey, Tony ..... 1984-85  
 Carithers, Edward E. .... 1951-52-53  
 Carlen, James A. .... 1953-54  
 Carlisle, Thomas I. .... 1965-66-67  
 Carlson, Paul (I) ..... 1981  
 Carmack, Charles M. .... 1961  
 Carmack, J.E. .... 1935-37  
 Carman, Jonathan D. .... 1997-98-99  
 Carmichael, Thomas A. .... 1965-66-67  
 Carney, Kenneth S., Jr. .... 1981(c)  
 Carolina, Marvin ..... 1982-83-84-85  
 Carpenter, S.M. .... 1923-25  
 Carpenter, Joel T. .... 1943-44-46  
 Carpenter, W.G. .... 1914-15-16-17  
 Carson, R.E. .... 1926  
 Carson, Stanley L. .... 1955  
 Carter, Belfield H. .... 1958-59-60  
 Carter, David B. .... 1976  
 Carter, E.V. (m) ..... 1940  
 Carter, H.M. .... 1923  
 Carter, Joel T. .... 1983-84-85  
 Carter, Stewart (m) ..... 1989-90-91-92  
 Cassidy, Omar A. .... 1993-94-95  
 Castleberry, Clinton D. .... 1942  
 Castleberry, Don ..... 1980  
 Castleberry, J.W. .... 1944-46-47-48(c)  
 Castro, Timothy P. .... 1996  
 Caudle, Chris ..... 1986-87  
 Cavan, Harry J. .... 1964  
 Caviness, Bryan (I) ..... 1988  
 Caviness, George (I) ..... 1986-87-88-89  
 Cavette, N.M. .... 1938-39-40(c)



**PAUL DUKE**, a standout center, was the captain of coach Bobby Dodd's first Tech team in 1945.

Cawthon, Wally H. .... 1979-80-81-82  
 Celaj, Kujtim "Ken" ..... 1994-95-96-97(c)  
 Chadwick, Leon ..... 1979-80  
 Chambers, John Bradley ..... 1996-97-98  
 Chambers, W.J. .... 1943-44  
 Chamblin, Gerald ..... 1986-87-88  
 Chance, P.M. .... 1935-36  
 Chancey, James E. .... 1960-61-62  
 Chapman, J.G. .... 1908  
 Chapman, Joseph R. .... 1961-62-63  
 Chapman, Thomas A. .... 1967-68-69  
 Cheever, Michael J. .... 1992-93-94-95(c)  
 Cheney, Charles E. .... 1969-70  
 Cherry, B.T. .... 1930-31-32  
 Chisholm, Donalthan ..... 1981-82-83-84  
 Chivington, J.L. .... 1936-37-38(c)  
 Christensen, Scott (I) ..... 1986-87-88  
 Christy, Frank J. .... 1953-54-55-56  
 Chubbs, William ..... 1989-90-91  
 Churchill, D.N. .... 1914  
 Clare, Ben (m) ..... 1998-99-00  
 Clark, Jack L. .... 1964  
 Clark, Jamara ..... 1998-99-00  
 Clarkson, Massey (m) ..... 1947-48-49  
 Claxton, Ira St. Clair ..... 2000  
 Clay, J.P. .... 1939  
 Clay, R.A. .... 1914  
 Clay, Willie J. .... 1988-89-90-91(c)  
 Claybrooks, Felipe A. ... 1997-98-99-00(c)  
 Cleland, Beau ..... 2001-02  
 Clements, Jimmy ..... 1993-94-95-96  
 Clifford, Harold C. .... 1966  
 Clingan, L.H. .... 1931  
 Clingan, Larry E. .... 1959  
 Clinkscale, Gordon F. .... 2002  
 Cobb, F.R. .... 1918-19  
 Cobb, Joe E. .... 1948-49-50  
 Cochran, William S. .... 1955  
 Cogger, Frederick L. .... 1992-93-94  
 Coker, Donald R. .... 1960  
 Colbert, Freeman D. .... 1975-76-77(c)  
 Colbert, W.D. .... 1944  
 Colcord ..... 1917  
 Cole, David (m) ..... 1954-55-56  
 Cole, Robert T. .... 1963  
 Coleman, J.T. .... 1946-47-48-49(c)

Coleman, James P. .... 1973-74-75  
 Coleman, Marco D. .... 1989-90-91  
 Coleman, Marcus J. .... 1990-91-92-93  
 Coleman, W.C. .... 1909-10-11  
 Coley, Mike (I) ..... 1983-84  
 Coley, Pam (I) ..... 1986  
 Colley, C.S. .... 1912  
 Collier, Cory ..... 1983-84-85-86  
 Collins, Cory ..... 1999-00-01-02  
 Collins, E.R. .... 1935-36-37  
 Collins, John P. .... 1966-67-68  
 Colquitt, Carey D. .... 1980-81  
 Colvin, Joseph T. .... 1963-64-65  
 Colvin, S.C. .... 1929-30  
 Comer, Dave (I) ..... 1984-85-86  
 Conard, Chris ..... 1986  
 Cone, Ronny L. .... 1979-80-81-83  
 Connally, Vaughn ..... 1924-25  
 Connell ..... 1922  
 Conniff, Jack (m) ..... 1931  
 Cook, H. .... 1909-10-11-12-13(c)  
 Cooksey, Douglas A. .... 1974  
 Cooksey, Robert T. .... 1978-79  
 Cooper, G.F. .... 1925  
 Cooper, Douglas A. .... 1961-62-63  
 Copeland, Charles W. .... 1972  
 Copeland, Steve E. .... 1962-64-65  
 Cord, Robert T. .... 1973  
 Cordrey, Peter D. .... 1969-70-71  
 Corhen, Bryan N. .... 1997-98-99-00  
 Corker, Newman (m) ..... 1930  
 Costello, Glenn S. .... 1970-71-72  
 Covington, Thomas P. .... 1988-89-90-91  
 Cox, Jack T. .... 1975  
 Cox, Jamal K. .... 1991-92-93-94(c)  
 Cox, Jonathan B. .... 2000-01-02  
 Cox, Orion V. .... 1988-89-90  
 Crawford, Elbert D. .... 1949-50-51  
 Crawford, Steven G. .... 1973-74-75  
 Crenshaw, F. Jermaine ..... 2000  
 Crockett, L.D. .... 1938  
 Crockett, Willis R. .... 1985-86-87-88  
 Crowe, David (I) ..... 1990-94  
 Crowley, E.J. .... 1925-26-27(c)  
 Crowley, Thomas L. .... 1974-75  
 Crum, Richard M. .... 1962

Culton, John B. .... 1966-67-68  
 Cummings, R.H. .... 1943  
 Cundy, Christine (I) ..... 1998  
 Cunningham, Douglas Brent .. 1969-70-71  
 Corley, Robert E. .... 1974-75-76  
 Curry, Nathaniel T. .... 2000-02  
 Curry, Shane ..... 1986  
 Curry, Terence W. .... 1986-88  
 Curry, William A. .... 1962-63-64(c)  
 Cushing, Glenn ..... 1936-37-38  
 Cushman, H.W. .... 1913-14  
 Cutting, Michael D. .... 1975-77

## D

Daffer, Terrell E. .... 1971-72-73  
 Dale, Thomas D. .... 1966-67-68  
 Daniel, J.E. .... 1943-44  
 Daniel, Stephen E. .... 1973-74  
 Daniel, Thomas D. .... 1977-78-79(c)  
 Daniels, Conrad M. .... 1996-98  
 Daniels, Prince A. .... 2002  
 Darby, Bobby (m) ..... 1983  
 Darby, Mike ..... 1982  
 Daugherty, Ben T. .... 1952-53-54  
 Davenport, Steven D. .... 1985-86-87-88  
 Davis A. .... 1923  
 Davis, Darish ..... 1978  
 Davis, David H. .... 1951-52-53  
 Davis, Dennis L. .... 2001-02  
 Davis, Donald L., Jr. .... 1993-94-95(c)  
 Davis, Ellis B.(m) ..... 1941  
 Davis, Forrest D. .... 1969  
 Davis, John H. .... 1983-84-85-86  
 Davis, J.R. .... 1907-08  
 Davis, John J. .... 1962-64  
 Davis, Marcus, A. .... 1959  
 Davis, Michael E. .... 1992  
 Davis, O.G. .... 1918-19-20-21-22  
 Davis, R.T. .... 1944-45-46-47(c)  
 Davis, Richard K. .... 1961-62-63  
 Davis, V.L. .... 1918-19  
 Davis, Wingfield A. .... 1960-61  
 Davis, W.A. .... 1931-32-33  
 Day, A.M. .... 1918  
 Day, Curley R. .... 1989-90-91-92  
 Daykin, Anthony A. .... 1974-75-76(c)  
 Daykin, Richard ..... 1976-77-78  
 Dean, Allen N.(m) ..... 1961-62  
 Dean, David ..... 1984  
 Dean, Doug ..... 1987  
 Dean, Norris C. .... 1932-33-34  
 DeBardelaben, Stephen L. .... 1968-69  
 Dee, Michael E. .... 1993-94-95-96  
 Deeds, Derrick ..... 1981  
 Deese, Marion D. .... 1957-58-59  
 de la Guardia, Mario ..... 1980  
 Delany, Joe H. .... 1956-57-58  
 Denney, Walter C. .... 1965-66-67  
 Denning, Donald L. .... 1957  
 DeVaughn, M.S. .... 1927  
 Dewberry, John ..... 1983-84-85  
 Dickey, Allison (m) ..... 1996-97-98  
 Dickinson, Jon (m) ..... 1983-84-85-86  
 DiPace, Max ..... 2002  
 Dixon, Jimmy ..... 2001-02  
 Dobyns, Robert B. .... 1961  
 Dodd, R.O. .... 1940-41-42  
 Dodd, Walter O. .... 1956  
 Dollar, Charles R. .... 1990

# LETTERWINNERS

Dombach, R.D. ....	1944
Dorough, J.H. ....	1943-44
Dorsey, Nathaniel W. ....	2001-02
Douglas, Carl E. ....	1969
Douglas, John F. ....	1966
Douglas, Tracy (m) ....	1998-99-00
Dover, Robert L. ....	1956-57
Dowling, J.H. ....	1917-19
Doyal, R.L. ....	1919-20
Doyal, R.L., Jr. ....	1945-47-48-49
Drennon, R.E. ....	1926-27-28
Dripps, Charles S. ....	1974
DuBard, W.H. ....	1910
Duckworth, Randy A. ....	1969-70-71
Dudish, Andrew C. ....	1969
Dudley, Derrick M. ....	1999
Duke, P.A. ....	1944-45-46
Dukes, Jimmy Jason ....	1992-93-94-95
Duncan ....	1915
Duncan, Curtis D. ....	1992
Duncan, Johnny W. ....	1968-69
Dunlap, E.O. ....	1928-29-30(c)
Dunn, Duncan, F. ....	1965
Dunwoody, H.R. ....	1916
Durant, R.J. ....	1927-28
Durden, Wanda (l) ....	1989
Durham, James L. ....	1952-53-54
Dyett, Marvin B. ....	1978-80-81-82
Dyke, Daniel R. ....	1999-00-01-02
Dyke, H.E. ....	1939-40-41


## E

Eastburn, Reid P. ....	1992
Eastman, William P. ....	1965-66-67
Easley, Chuck ....	1983-84-85
Eaves, S.P. ....	1940
Echols, Berwin C. ....	1999
Ecker, Harry A. ....	1954-55-56
Eckford, Erroll (m) ....	1923
Economos, Andrew J. ....	2002
Ector, W.H. ....	1937-38-39
Edge, Arthur B. ....	1952
Edwards, Christopher B. ....	1996-97-98-99
Edmunds, George R. ....	1965-66-67(c)
Edwards, Darrell ....	1987
Edwards, G.L. ....	1936-37
Edwards, J.E. ....	1941
Edwards, Kenneth M. ....	1965
Edwards, Howard T.J. ....	1988-89-90
Edwards, W.H. ....	1928-29-30
Elders, William E. ....	1961
Eldredge, D.C. ....	1941-42
Ellerbee, Terry E. ....	1972-73-74
Elliott ....	1925
Elliott, Bruce E. ....	1971-72-74
Elliott, Thomas ....	1965-66-67
Ellis, Carl S. ....	1976-77
Ellis, Marion D. ....	1954-55-56
Ellis, William C. ....	1965
Elmer, E.E. ....	1909-10-11
Elrod, Ronald H. ....	1965
Emerson, C.L. ....	1908
Emerson, Richard L. ....	1963-64
Engel, Curtis S. ....	1970-71-72
Enzweiler, Ronald J. ....	1970-71
Erickson, Harold J. ....	1959-60-61
Erickson, Kristen (l) ....	1993-94-95-96
Escoe, Kenneth D. ....	1981-83
Etheridge, Matthew T. ....	2000-01-02

Etheridge, Robert G. ....	1979-80-81-82
Eubank, Kim (m) ....	1987-88-89
Eubanks, Bobby Joe ....	1955
Eubanks, R.W. ....	1933-34-35(c)
Eubanks, Timothy E. ....	1967-68
Evans, Larry (m) ....	1999-00
Evatt, Richard I. ....	1968-69-70
Everett, Charles B. ....	1960
Everhart, Clayton W. ....	1971-72
Ewing, Tim ....	1988-89
Ezell, C.S. ....	1929-30-31
Eziemefe, Ajenavi C. ....	2002

## F

Fair ....	1925
Faisst, H.A. ....	1928-29
Faith, Joseph W. ....	1967-68-69
Farmer, I.L. ....	1930
Farnsworth, W.B. ....	1921-23-24
Farr, Clay (l) ....	1992-93-94-95
Farrer, Danny F. (m) ....	1968
Farrington, William E. ....	1961-62-63
Faucette, Floyd S. ....	1957-58-59(c)
Faulk, Waymon D. ....	1963-64
Faulkinberry, David L. ....	1975-76
Faulkner, A.J. ....	1942-43
Faulkner, Gary A. ....	1971-72
Faulkner, Mike (l) ....	1980-81-82
Ferguson, Edwin L. ....	1996
Ferguson, Nicholas A. ....	1995
Ferris, Henry A. ....	1949-50-51
Ferst, F.W. ....	1918-19-20-21
Fiebelkorn, Thomas M. ....	1965
Fielder, K.J. ....	1912-13-14-15(c)
Fields, Mark B. ....	1971-72-73
Fincher, J.T. ....	1921
Fincher, S.W. ....	1929-30-31
Fincher, W.E. ....	1916-17-18-19-20(c)
Finley, Arley D. ....	1957
Fischer, Bruce A. ....	1963-64



**JOHN DEWBERRY**  
*celebrates a touchdown in  
Tech's 1984 win over Clemson  
at Grant Field.*

Fitzgerald, C.W. ....	1927-28-29
Fitzsimons, A.F. ....	1907
Fitzsimons, J.M. ....	1934-35-36(c)
Flanagan, D. ....	1947-48-50
Flatau, Arthur ....	1975
Fleetwood, C.G. ....	1922-23
Fleming, Louis S. ....	1974
Flowers, A.R. ....	1918-19-20-21(c)
Flowers, Kim (m) ....	1983-85-86-87-88
Flowers, Lethon III ....	1991-92-93-94
Flowers, M.J. ....	1930-31
Flowers, Stanley M. ....	1955-56-57
Flowers, William C. ....	1968-69-70
Floyd, Charles R. ....	1976-77
Fonts, Eladio L. ....	1957
Ford, Doug (m) ....	1983-85-86-87
Ford, Gregory N. ....	1981-82
Ford, Jeffrey S. ....	1969-70-71
Ford, Sidney B., Jr. ....	2000-01-02
Foret, Russell A. ....	1959-60-61
Forrester, Wallace ....	1924-25
Fortier, Edmund A. ....	1979-81-82
Fortier, Michael E. ....	1964-65-66
Fortune, Elliott D. ....	1992-93-94
Foschi, John Paul M. ....	2000-01-02
Foscue, C. (m) ....	1944
Foster, Dave (m) ....	1979-80-81-82-83
Foster, John D. ....	1965-66
Foster, Stephen F. ....	1968-69-70
Fox, Gary (l) ....	1973-74-75
Fox, Keyaron J. ....	2000-01-02
Fox, Sheldon J. ....	1978-79-80
Foy, William S. ....	1973
Foyle, R.A. (m) ....	1945
Frakes, David H. ....	1994-95-96-97
Frederick, Kyle W. ....	1990-91
Freeman, Russell W. ....	1989-90-91
Frey, Roger A. ....	1952-53
Friday, Raymond J. ....	1978-79
Frischia, Joe (m) ....	1953
Frizzell, Everett E. ....	1949-50
Fry, Erick J. ....	1989-90-91-92
Fry, F.E. ....	1933
Frye, C.A. ....	1921-22-23
Fulcher, Sim B. ....	1957-59
Fulcher, William M. ....	1953-54-55
Furchgott, M.H. ....	1943-44
Furlow, T.M. ....	1937-38

## G

Gaines, H.D. ....	1944-45-46
Gaiver, W.E. ....	1919-20
Gallagher, James J. ....	1988-89-90-91
Galloway, C.M. ....	1931-32-33
Gathers, Gregory A. ....	1999-00-01
Gann, Stanley, V. ....	1960-61-62
Gardner, Ellis P. ....	1979-80-81-82
Gardner, G.C. ....	1922-23-24(c)
Gardner, Richard W. ....	1968-69-70
Garrett, James W. ....	1975-76
Gariety, Tony L. ....	1990
Garner, Robert D. ....	1993-94-95
Gast, Darrell ....	1983-86-87
Gaston, Joe L. ....	1971-72
Gaston, R.W. ....	1943
Gebhart, Smylie L. ....	1969-70-71
Geertgens, Paul (m) ....	1989-90-91-92
Geiger, Josh (m) ....	1999-00
George, Anthony (m) ....	1984-85-86-87

George, Vincent B. ....	1979-80-81-82
Georgetown, Gus (m) ....	1978-79-80-81-82-83-84-85
Geren, Preston, M. ....	1972
Gerhardt, Alfonso W. ....	1965-66-67
Germany, Charles (m) ....	1972
Gibbs, Wesley W. ....	1956-57
Gibney, Richard B. ....	1972-73-74-75(c)
Gibson, E.H. ....	1933-34-35
Gibson, James L. ....	1966
Gibson, W.C. ....	1937-38-39(c)
Giddens, Scott ....	1991
Gilbreath, George C. ....	1949-50
Gilchrist, Jerry M. ....	1989-90
Gilliam, Venice L. Thomas ....	2002
Gilliland, Robert F. ....	1952
Gilmer, C.L. ....	1938
Givens, Benjamin F. ....	1951-52-53
Glad, Maurice L. ....	1966-68
Glanton, T. Keith ....	1981-82-83-84
Glaizer, Weyman A. ....	1955-56
Gleason, W.H. (m) ....	1946
Glendenning, L.B. ....	1935
Glenn, Jack ....	1931
Glenn, John ....	1924
Glenn, L.E. ....	1944-45-47-48
Glenn, W. (m) ....	1927
Glisson, Alan A. ....	1965-66
Glover, R.G. ....	1915-16
Glover, William ....	1999-00-01-02
Godsey, George R. ....	1998-99-00-01(c)
Godwin, Walter ....	1924-25
Godwin, Jason ....	1994
Gold, Scott H. ....	1990-91
Golden, R.F. (m) ....	1909-10
Goldsmith, J.W. ....	1930-31-32
Good, Larry V. ....	1966-67-68
Goodier, L.E. (m) ....	1907
Gooding, H.T. ....	1932
Goodroe, Robert S. ....	1958
Gookin, Richard B. ....	1954-55-56
Goolsby, Brent S. ....	1989-90-91-92
Goree, A.W. ....	1914-15
Goree, C.P. ....	1939-40
Goree, C.P. ....	1909-10-11
Goshay, Derek B. ....	1989-90-91-92
Goss, Harry ....	1952
Gossage, Tommy L. ....	1953-54-55
Gossage, Walker E. ....	1951-52-53(c)
Gossett, A.H. ....	1945
Gould, Janet (l) ....	1987-88
Grace, Mike ....	1976
Graham Reggie S. ....	1992
Graham, Zollie S. ....	1970
Granade, Kasey ....	1999
Granger, H.G. ....	1921
Graning, Charles H. ....	1959-60-61(c)
Grant, Lawton E. ....	1951
Grant, Walter B. ....	1953-54-55
Grantham, John M. ....	1998
Gravely, Adria (l) ....	1999-00
Graydon, E.D. ....	1929
Green, Jerome A. ....	1956-57-58
Green, Robert Sterling ....	2001
Greer, David L. ....	1974
Greer, Henry C. (m) ....	1965-66
Gregory, Sean A. ....	1998-99-00-01(c)
Gresham, Thomas S. ....	1965-66
Gresham, William J. ....	1962-63-64(c)
Griffin, Edward D. ....	1961-62
Griffin, J.S. ....	1946-47-48-49

# LETTERWINNERS

Griffin, Jesse (m) ..... 1999-00  
 Griggs, Steve (m) ..... 1971-72  
 Grimes, Bill R. .... 1960  
 Grosz, Esmond A. .... 1987-88  
 Grubbs, Ronald L. .... 1961  
 Gubba, Matthew S. .... 1995-96-97-98  
 Guill, M.F. .... 1916-17-19  
 Gunter, George S. .... 1968-69-70  
 Guthrie, Dallis R. .... 1960-61-62  
 Guyon, J.N. .... 1917-18  
 Gwynn, Derek ..... 1980-81-82-83  
 Gwynn, Robert S. .... 1968

## H

Hackett, R.W. .... 1935  
 Haddock, Terry Edmond ..... 1963-64-65  
 Hair, Henry R. .... 1951-53-54  
 Haley, William T. .... 1978-79  
 Hall, Andrew S. .... 2000-01  
 Hall, H.E. .... 1923  
 Hall, Joseph A. .... 1951-52-53  
 Hallman, Jay (t) ..... 1989  
 Hamilton, Joseph F. .... 1996-97-98-99(c)  
 Hamilton, Keena (t) ..... 1993-97  
 Hamilton, Tim (m) ..... 1990  
 Hancock, J.K. .... 1940-41  
 Hand, Wesley R. .... 1963  
 Haney, Christopher M. .... 1993-94-96  
 Hardeman, Windle L. .... 1951-52-53  
 Harden, Patrick (t) ..... 1999-00-01  
 Harden, Wesley C. .... 1975  
 Hardie, Gary E. .... 1976-77-78  
 Hardin, Allen ..... 1950-51  
 Hardison, C. Hugh ..... 1951  
 Hardwick, Joseph W. .... 1968-69-70  
 Hardy, H.B. .... 1941-42  
 Hargrove, Anthony L. .... 2001-02  
 Harkey, Stephen D. .... 1968-69-70  
 Harlan, J.W. .... 1917-19-20-21  
 Harper, W.Z. .... 1943  
 Harrington, Mike ..... 1982-84  
 Harris, Ali G. .... 1991-92  
 Harris, Bobby G. .... 1959  
 Harris, Ed (m) ..... 1927-28  
 Harris, Fred L.(m) ..... 1960  
 Harris, F.G. .... 1923  
 Harris, Joseph A. .... 1972-73-74(c)  
 Harris, Leslie ..... 1996-97(tr)  
 Harris, Mackel J. .... 1976-77-78-79  
 Harris, William J.(m) ..... 1964-65-66-67  
 Harrison, Anthony ..... 1983-84-85-86  
 Harrison, C.G. .... 1943  
 Harrison, Danny K. .... 1987-88-89  
 Harrison, M.E. .... 1947-48-49  
 Harrison, N.C.(m) ..... 1937  
 Hart, J.W. .... 1930-31-32  
 Hartley, M. Clayton ..... 2000-01-02  
 Harvin, Charles R. .... 1948-49-50  
 Harvin, Harry T. .... 1965-66-67  
 Harwood, James G. .... 1962  
 Hatch, Jermaine ..... 2000-02  
 Hauck, A.E. .... 1929  
 Hauenstein, Rudolph (m) ..... 1952-53-54  
 Hawkins, James D. .... 1964  
 Haycock, Michael S. .... 1962  
 Hayes, J.A. .... 1914  
 Haygood, Jimmy ..... 1968  
 Hays, L.C. .... 1934-35-36  
 Head, Anthony L. .... 1974-75-77

Healy, Robertson L. .... 1970-71-72  
 Healy, W.R. .... 1942-46-47(c)-48  
 Heard, Ralph L.(m) ..... 1957-58-59  
 Hearn, Andy ..... 1984-85  
 Hearn, W.W. .... 1926  
 Heflin, Malcolm D. .... 1978-79  
 Heggs, Marlon ..... 1979-80  
 Helinger, Kerry S. .... 1970  
 Heller, Louis J. .... 1966  
 Heller, Will S. .... 2000-01-02  
 Helm, Michael G. .... 1977-78-79  
 Helmase, Mike (t) ..... 1975-76  
 Helms, Jeannae (m) ..... 1983-84  
 Helmer, Percy C. .... 1967-69  
 Helms, J.A. .... 1941-42-45  
 Helzer, C.W. .... 1944  
 Henderson, Eric C. .... 2002  
 Henderson, Keith (m) ..... 1970-71-72  
 Henderson, Kevin ..... 1984-85  
 Henderson, Steven M. .... 1978-79-80-81  
 Henderson, Warren (t) ..... 1979  
 Hendley, Daniel R. .... 1965  
 Hendricks, Thomas E.(m) .... 1961-62-63  
 Hendrix, David T. .... 1991-92-93-94  
 Henefield, George P. .... 1972  
 Hennessey, Alan W. .... 1971-72  
 Henry, Georgia W. .... 1964-65-66  
 Henry, Urban A. .... 1956-57  
 Hensley, Sam P. .... 1951-52-53  
 Henson, Douglas C. .... 1978-79  
 Herrington, Tommy (t) .... 1978-79-80-81  
 Herron, E.D. .... 1928-30  
 Hertenstein, James M. .... 1969  
 Hester, Marvious D. .... 1999-00-01-02  
 Hicks, David L. .... 1986-87-88-89  
 Hicks, John H. .... 1951  
 Hickson, Donald N. .... 1991-92-93-94  
 Higgins ..... 1917  
 Higgins, Hal F. .... 2001-02  
 Hightower, J.T. .... 1919  
 Hightower, W.H. .... 1918  
 Hill, A.B. .... 1915-16-17  
 Hill, Andrew ..... 1975-76-77-78  
 Hill, D. .... 1907-08-11  
 Hill, Dennis (m) ..... 1969-70-71  
 Hill, Harold C. .... 1965-66  
 Hill, Kent A. .... 1976-77-78  
 Hill, M.E. .... 1943  
 Hill, R.G.(m) ..... 1944  
 Hill, Richard ..... 1973-74  
 Hillmeyer, Greg ..... 1984  
 Hills, G.B. .... 1943-44-45  
 Hills, Richard ..... 1985-86-87  
 Hinson, Wayne D. .... 1974  
 Hoats, John R. .... 1969-70  
 Hodgdon, Greg (t) ..... 1982-83-84  
 Hodge, Bobby G. .... 1981-82-83  
 Hoffman, Marvin D. .... 1969  
 Hoffman, Stacey (m) ..... 1989-90-91-92  
 Hogan, Mark ..... 1983-84-85  
 Holiday, Hobie L. .... 2000-01  
 Holland, R.F. .... 1925-27-28  
 Hollander, Robert E. .... 1966  
 Hollings, Tony T. .... 2000-01-02  
 Hollomon, Curtis J. .... 1996-97-98  
 Holloway, F.A.L.(m) ..... 1934  
 Holmes, Keith F. .... 1987-88-89-90  
 Holt, Clifford R. .... 1960  
 Holt, F.L. .... 1929-30  
 Holtsinger, E.M. .... 1944-45  
 Honeycutt, Bradley T. .... 2002



**BOBBY DODD** in 1946 with (from left) Walt Kizer, George Mathews, Bill Healy, Pat McHugh, Frank Broyles and Bobby Davis.

Hood, E.J. .... 1925-26-27  
 Hood, R.E. .... 1935  
 Hook, L.W. .... 1946-47-48  
 Hoover, C.M. .... 1943  
 Horn ..... 1926  
 Hornbuckle, Robert E. .... 1969  
 Horne, Gregory K. .... 1971-72-73  
 Horton, Robert ..... 1980-81-82-83  
 Horton, Tommy ..... 1967  
 Houck, J.F. .... 1945  
 Houston, Reuben J. .... 2002  
 Howard, Jeffrey A. .... 1990-91-92  
 Howard, Walter E. .... 1958-59-60  
 Howell, Kenneth R. .... 1979-80-81-82  
 Howington, Dan ..... 1980-81  
 Huddleston, Gregory D. .... 1972-73  
 Huff, Charles F. .... 1954-55  
 Huffines, R.D. .... 1918-19-23-24  
 Hughes, Eddie L. .... 1969-70-71  
 Hughes, Ralph J. .... 1994-95-96-97  
 Hughley, Kelvin K. .... 1999  
 Humphreys, George W. .... 1952-53-54  
 Humphreys, Henry C., Jr. .... 1948-49-50  
 Hunsinger, John S. .... 1953-54  
 Hunt, A.T. .... 1921-22-23  
 Hunt, Alex ..... 1950-51-52  
 Hunt, Alexander Trotter, IV ..... 1998  
 Hunter, Mark ..... 1973-74-75  
 Huntley, Sammy L. .... 1981-83  
 Hutchinson, H.G. .... 1938  
 Hutto, Albert J. .... 1969-70  
 Hutto, David M. .... 1989-90  
 Hutton, W.B. .... 1912  
 Hydrick, Lawton A. .... 1974-75-76-77  
 Hyland, Tim ..... 1976

## I

Ingle, Jaime (t) ..... 2000-01  
 Inglett, Forest W. .... 1965-66  
 Ingram, Riccardo ..... 1984-85-86-87  
 Inman, Richard E. .... 1951-52-53  
 Irby, C.P.(m) ..... 1935

Irwin, B. King ..... 1979  
 Irwin, F.L. .... 1925-26  
 Isaacs, R.C. .... 1929-30-31  
 Isom, Roosevelt ..... 1984-85-86-87  
 Ison, R.L. .... 1938-39-40  
 Ivemeyer, John ..... 1982-83-84-85  
 Ivery, Eddie Lee ..... 1975-76-77-78(c)

## J

Jackson, Albert J. .... 1995  
 Jackson, Gary C.(m) ..... 1970-71-72  
 Jackson, C. Huntington ..... 1992  
 Jackson, Johnathan D. .... 2001-02  
 Jackson, Reginald P. .... 1976  
 Jackson, Stephen H.(m) ..... 1973  
 Jackson, Steven A. .... 1994-95-96  
 Jackson, Terry C.(m) ..... 1973  
 Jackson, Thomas E. .... 1962-63-64  
 Jackson, Vernon E. .... 1971-72-73  
 James, Calvin E. .... 1957-58-59  
 James, Dennis H. .... 1967-68-69  
 James, John E. .... 1948  
 James, Lois (m) ..... 1986-87-88-89-90  
 James, Patrick M. .... 1985-86-87-88  
 Jamison ..... 1926  
 Jane, Jay ..... 1986-87  
 Jaracz, Robert ..... 1980-81-82  
 Jarrett, Roy E. .... 1964-66  
 Jarrett, Robert Tyler ..... 1991-92-93  
 Jarvis, Brian (m) ..... 2000  
 Jarvis, Matt (m) ..... 1994-95-96-97-98  
 Jenkins, Herbert R. .... 1974-75-76  
 Jenkins, W.K. .... 1909-10  
 Jenkins, Darryl G. .... 1987-88-89-90(c)  
 Jerkins, Walter T. .... 1949  
 Jobson, Robert W., Jr. .... 1971  
 Johnson, C.E. .... 1917-20-21  
 Johnson, Charles M. .... 1974  
 Johnson, Cleo C. .... 1972-73  
 Johnson, Gary L. .... 1999-00-01-02  
 Johnson, G.L. .... 1909-19  
 Johnson, Henry W. III ..... 1976-77-78-79

# LETTERWINNERS

Johnson, James H. ....	1975
Johnson, James L. (m) .....	1953-54
Johnson, James M. ....	1974
Johnson, James R. ....	1952-55-56
Johnson, Tim L. ....	1991
Johnson, Thomas B. ....	1990-91-92-93(c)
Johnson, Virgil L. ....	1996-97-98
Johnston, J.T. ....	1913-14-15-16(c)
Jolly, Michael R. ....	1976
Jones, A.E. ....	1935-36-37
Jones, Andrew Shawn ..	1989-90-91-92(c)
Jones, Bart .....	1983-84-85-86
Jones, C.D. ....	1908
Jones, J.T. ....	1930-31-32
Jones, James A., Jr. ....	1952-53-54
Jones, James D. ....	1965
Jones, J. Dante ....	1981-82-83-84
Jones, T.G. ....	1928-29-30
Jones, Thomas F., Jr. ....	1971-72-73
Jordan, Dewey E. ....	1963
Jordan, Hugh Mitchell .....	1991-92
Jordan, J.A. ....	1946-47-48-49
Jordan, J.P. ....	1942
Jordan, R.J. ....	1946-47
Jordan, W.H. ....	1935-36-37
Jordan, W.W. ....	1940-41
Joseph, Gary V. ....	1994-95-96
Josephson, Andrew D. ....	1998-99
Jurgensen, Paul ....	1985-86-87

## K

Kalasky, Richard (I) .....	1994-95-96
Karlo, Daniel M. ....	1971
Katz, Morris ....	1934
Kaylor, J. Leroy, Jr. ....	1979-81-82
Keeling, Kane ....	2000
Keener, L. ....	1927-28
Keisler, Jeffrey ....	1980-81-82-83
Kelley, John L. ....	1975-76-77-78
Kelley, Michael (m) .....	1970-71
Kelley, Michael D. ....	1978-79-80-81
Kelly, L.W. (m) ....	1940
Kelly, Sam ....	1980-81
Kelly, W.J. ....	1945
Kelsey, Nathaniel ....	1985-86-87-88
Kemble, Jason A. ....	2000-01
Kentera, Larry K. ....	1979-80-82
Kepano, Anthony H. ....	1981-82-83-84
Kercher, Jim ....	1996-97
Kercher, Mark E. ....	1976
Ketzner, Joe (I) ....	1996
Key, Donald Brent .....	1997-98-99-00(c)
Kicklighter, Haven L., Jr. ....	1964-65-66
Kidd, Charles W. ....	1966-67-68
Kidd, John Paul ....	1920-21
Killie, James H. ....	1966
Kilzer, J.W. ....	1943-45-46
Kimsey, Richard A. ....	1990-91-92-93
Kinard, William D. ....	1966-67-68(c)
King, Chris (m) ....	1991-92-93-94
King, Cliff ....	1924
King, Donald K. ....	1965-66-67
King, Malcolm ....	1984-85-86-87(c)
King, Noah H. ....	1998-99
Kingrey, Carlo ....	1946
Kirkpatrick, Robert G. (m) .....	1967-68
Klare, John ....	1984-85
Knapp, Kevin R. ....	1998-99

Knox, Lambert J. ....	1951-52
Konemann, M.J. ....	1935-36-37
Koncul, Christopher .....	2001
Koon, Keron Reginald .....	2000-01-02
Kramer, Stephen A. ....	1968-70-71
Kroll, E. James ....	1973-74-75
Kroner, F.R. ....	1931
Kryszon, Guenter .....	1998-99
Kryszon, Kim (m) .....	1998
Kuale, Ejiro M. ....	2001
Kuhn, James ....	1941-42
Kupper, Robert G. ....	1974-75
Kushon, James E. ....	1990-91-92
Kyker, D.C. ....	1945
Kyle, George G., Jr. ....	1974-75-76
Kyle, Ronald K. (m) .....	1954-55

## L


Lackey, D.E. ....	1937-38-39
Lackey, J.D. ....	1931-32-33
Ladner, Larry ....	1950
Lafkowitz, Larry M. ....	1959-60-62
Lagana, John E. ....	1965-66-67
Laircey, Jim L. ....	1969-70-71
Lam, Herman ....	1969-71
Lamar, L.H. ....	1918
Lamb, H.W. ....	1941
Lambert, Carole (m) .....	1978
Lamprey, Ruth (I) .....	1988
Landry, Dawan F. ....	2002
Lang, R.M. ....	1913-14-15-16
Lang, Thomas D. ....	1971-72-74
Langstaff, Witt .....	1948-49
Lanier, Gary A. ....	1976-77-78-79
Lansing, A.R. ....	1945-48
Lantz, Richard W., Jr. ....	1970-71-72(c)
Lantz, Toby ....	1982-83
Lasch, John A. ....	1956-57-58
Lassiter, Issac H. III .....	1965
Lavallee, Charles R. (m) ....	1964-65-66-67
Lavette, Robert L. ....	1981-82-83-84
Lavin, James W. ....	1988-89-90

Law, H.G. ....	1929-30
Lawrence, Allen (m) .....	1978-79
Laws, E.E. ....	1931-32-33(c)
Lawson, Carl A. ....	1989-90
Lawson, Clyde W. ....	1959
Lawson, John W. ....	1961
Lawston, Anthony L. ....	2000-01-02
Laxson, Victor V. ....	1961
Leach, John (m) ....	1928
Lear, Donald J. ....	1987-88
LeBey, C.D. ....	1920-21
Lederle, Albert J. ....	1961
Ledford, Parvin E., Jr. ....	1963
Lee, Brian T. ....	2000-01-02
Lee, C.L. ....	1940
Lee, Garrett P. ....	1962-63-64
Lee, Gary ....	1983-84-85-86
Lee, Ivery ....	1983-84-85-87(c)
Lee, Rodney J. ....	1977-78-79
Leidy, Dale W. ....	1979
Leone, Christopher M. ....	1994
Lester, Gregory J. ....	1987-88-90-91
Leuhrman, H. ....	1909-10-11
Levens, Herbert Dorsey .....	1992-93(c)
Lewis, Charles M. ....	1958
Lewis, Clifford S. ....	1976
Lewis, F.C. ....	1909-10
Lewis, John D. ....	1990-91
Lewis, Richard O. ....	1969-70-71
Lewis, Ronald W. ....	1958
Lillard, J.B. ....	1926-27
Lillie, Michael J. ....	1997
Lilly, Sammy ....	1983-84-85-87
Lincoln, James M. ....	1991-92-93-94
Lincoln, Robert W. ....	1961
Lindsey, J.B. ....	1934-35-36
Lindsey, Steven L. ....	1987
Lindsley, Charles S. ....	1969-70
Linginfelter, William S. ....	1955
Littleton, Harry J. ....	1961
Liu, Arnold (I) ....	1998
Lloyd, Steve (m) ....	1978-79-80
Loeb, A.L. ....	1911-12-13
Loesch, Casey B. ....	2001-02

Logan, M.J. ....	1943-44(c)
Logan, Mark A. ....	2001-02
Logan, Reginald B. ....	1958
Logan, W.W. ....	1942
Long, Joshua W. ....	1998
Long, Stanley M. ....	1972-73
Loome, Brian (m) ....	1989-90-91
Lothridge, Billy L. ....	1961-62-63(c)
Lowe, Lawrence D. ....	1977-78-79-80
Lowrey, R.O. ....	1942
Lubischer, Anthony J. ....	1973-74-75
Lucas, J., Jr. ....	1913-14
Luck, C.F. ....	1907
Luck, J. ....	1910
Luck, J.K. ....	1942
Luck, James K. III .....	1970
Luginbill, Thomas C. ....	1994
Lukkar, Steven B. ....	1975-76
Lumpkin, Roy ....	1928
Luna, R.C. ....	1929
Lupton, Dale B. ....	1948-49
Lusk, Bob ....	1950
Lutz, David G. ....	1979-80-81-82(c)
Lyman, W.P. ....	1921-22
Lyons, Matthew A. ....	1950-51-52
Lyons, R.M. ....	1934

## M

Mabra, Ronald ....	1998-99
MacIntyre, George Michael .....	1987-88
Mack, Charles ....	1985-86
MacKendree, James A. ....	1989-90-92
Mackley, Roy L. ....	1958
Macy, Richard T. ....	1970-71-72
Madigan, William V. ....	1999
Maiello, Peter P. ....	1994-95
Maggiore, Joe (I) ....	1994-95
Maier, Frank H., Jr. (m) .....	1958-59
Maker, David ....	1995
Malone, Alfred W. ....	2001-02
Malone, George R. ....	1985-86-87-88
Malone, K.G. (m) ....	1914
Malone, Ralph ....	1982-83-84-85
Maloney, William H., Jr. ....	1981
Maloof, George B. ....	1949-50-51
Maloof, Jeffrey R. ....	1987-88
Malta, Joseph W. ....	1974-75
Mancarus, James M. ....	1988
Mancil, Steven Wade .....	1993
Maness, Devon ....	1978-79
Manget, Thomas Luke .....	1999-00-01-02
Manion, Tim ....	1982-83-85-86
Mann, Devon ....	1978-79
Mann, Danny J. ....	1978
Manning, George ....	1941-42-43(c)
Manning, Mark ....	1980
Manzoor, Ashley (I) .....	1999
Marble, James A. ....	1977-78
Marion, Jessie D. ....	1986-87-88-89
Marium, Adele (m) ....	1982
Maree, G.L. ....	1928-29-30
Marshall, J.A. ....	1940-42(c)
Marshall, John ....	1924-25-26
Marston, Sean (m) ....	1994-95-96-97-98
Martimucci, Lisa (m) .....	1980
Martin, Buck ....	1950-51-52
Martin, Christie (m) .....	1987
Martin, Stephen (m) .....	1999
Martin, Jake W. ....	1961-62-63(c)



**BILLY LOTHDRIDGE** celebrates the Jackets' 7-6 win over top-ranked Alabama in 1962, which coach Bobby Dodd called his greatest victory.

# LETTERWINNERS

Martin, Jake W., Jr. ....	1986-87-89-90
Martin, Jon S. ....	1961-62-63
Martin, L.J. ....	1925-26-27
Martin, Michael D. ....	1980-81-82-83
Martin, Ryan(m) ....	1991-92-93-94
Martin, W.S. ....	1933-34
Mason, Kent L. ....	1974
Mason, Rausey W., Jr. ....	1957-58
Massa, Alison (m) ....	1995-96-97
Massey, Irving M. (m) ....	1939
Massey, Robert ....	1984-85-86-87
Mathews, George ....	1944-45-46-47
Mathias, Clark ....	1915-17-18
Mathis, Jeffrey D. ....	1986-87-88-89
Matlock, John R. ....	1961-62-63
Matthews, W. Clay ....	1947-48-49
Mattison, Richard C. ....	1954-55-56
Matvey, Russell ....	1998-99-00-01
Mauck, H.M. ....	1914-15-16
Mauldin, Tim ....	1984-85
Maynard, Charles N. ....	1956-57
Mays, Jerry D. ....	1985-86-88-89(c)
Mays, Reggie ....	1983
Mayton, John A. ....	1969-71
McAden, Rufus Y. III ....	1962
McArthur, J.R. ....	1930-31-32
McAshan, Eddie III ....	1970-71-72
McCabe, Richard ....	2001
McCaskill, Robert M. ....	1974-75
McCauley, George R. ....	1955
McClary, Jeremiah ....	1987-88-89-90(c)
McCloskey, Frank ....	1968-69-70-71
McCommons, Stephen R. ....	1976-77
McConnell, F. ....	1922-23
McCord, D.E. ....	1913-14
McCoy, Delma S. ....	1964-65-66
McCoy, Robert H. ....	1947-48-49-50
McDaniel, William D. III ....	1974-75
McDevitt, Sean L. ....	1986-87-88
McDonald, Alf ....	1912-13
McDonough, J.J. ....	1919-20-21-22
McDowell, M.C. ....	1908
McElroy, Joshua ....	1999
McEwen, Jeni (t) ....	1991-92
McFadden, Robert (t) ....	1989-90-93
McGaughey, William C. ....	1959-60-61(c)
McGee, Curtis L. ....	1993-94-95-96(c)
McGill, Jason ....	1990-91-92
McHugh, W.P. ....	1941-42-46
McIntosh, J.C. ....	1944-45-46(c)
McIntyre, D.I. III (m) ....	1939
McIntyre, J.F. ....	1921-22-23(c)
McKay, Antonio ....	1983
McKee, J.W. ....	1929-30-31
McKenzie, Michael A. ....	1971-72-73
McKinley, J.E. ....	1934-35
McKinney, R.H. ....	1945-46-47-48
McKinney, William S. ....	1958-59
McKinnon, Bobby ....	1968
McLaughlin, Mark P. ....	1972-73
McLean, O.C. (m) ....	1937
McLeod, William L. ....	1972-73-74
McMath, H. (m) ....	1919
McNabb, Dale (m) ....	1985-86-87
McNamara, Kevin M. ....	1970-71-72
McNamara, Sean (t) ....	1988-89-90-91
McNames, Patrick M. ....	1960-61-62
McNeill, Charles A. (m) ....	1963-64
McPhaul, L.G. ....	1908
McRae, D.F. ....	1925-26



**KEN WHISENHUNT**, a tight end and quarterback, is the only Yellow Jacket to letter five times.

McRee, C.A. ....	1921
Means, C.P. ....	1908
Means, E.B. ....	1911-12-13
Medintz, Jeff (m) ....	1975-76
Meier, Julie (t) ....	1992
Melvin, Lamar C. ....	1966-67
Melvin, Michael ....	1985-86-87
Mendheim, James R. ....	1961-62-63
Menegazzi, Paul D. ....	1981-83-84
Menger, Johnny V. ....	1953-54-55-56
Mercer, Michael K. ....	1972-74
Merchant, Emmett A. ....	1988-89-90-91
Meridieth, Lonnie L. III ....	1978
Merkle, Gus ....	1924-25
Merritt, James ....	1990
Middlebrooks, Jack S. ....	1965
Middleton, Harvey ....	1994-95-96-97(c)
Milam, Woodrow M. ....	1989-90-91-92
Miles, Jermaine L. ....	1995-96
Miller, Birl B., Jr. ....	1972-73
Miller, Don E. ....	1954-55-56
Miller, Hal ....	1950-51-52
Miller, Matthew L. ....	1997-98-00
Miller, Veryl E. ....	1989-90
Milligan, Harry ....	1931
Mills, H.F. ....	1943
Milo, Michael W. ....	1971
Minter, Michael M. ....	1995-96
Mitchell, Christopher M. ....	1969
Mitchell, LaShon D. ....	1994
Mitchell, Ross ....	1998-99-00-01(c)
Mitchell, R.M. ....	1945
Mitchell, W.M. ....	1921-22
Mitchell, Wade T. ....	1953-54-55-56(c)
Mizell, L.W. ....	1927-28-29
Modrak, Frank M. ....	1976
Molina, Yoel ....	1993-96
Momon, Clinton ....	1977-78-79
Montague, A.F. ....	1912-13-14
Montgomery, Joe ....	1982

Moody, Travis ....	1986-87
Mooney, Michael P. ....	1988-89-90-91(c)
Mooney, Stephen W. ....	1979-80-82
Moore, Daniel (m) ....	1994-95-96-97-98
Moore, F.B. ....	1923-24
Moore, Gary M. (m) ....	1971
Moore, George E. ....	1978-79
Moore, H. ....	1908
Moore, Jack G. ....	1969-70
Moore, Justin (m) ....	1999-00
Moore, J.S. ....	1934
Moore, Mike (m) ....	1970-72
Moore, W.A. ....	1912
Moorer, W. Daniel ....	1964-65-66(c)
Moorhead, Robert, Jr. ....	1950-51-52
Morehouse, Christopher W. ....	2000-01-02
Morelock, Delmar, C. ....	1976
Morgan, J.P. ....	1935-37
Morgan, Mark ....	1980
Moriarty, Patrick J. ....	1973-74-75-77
Morris, George ....	1950-51-52
Morris, George W. ....	1962-64
Morris, Greg A. ....	1992-93-94
Morris, James L. ....	1952-54
Morris, Jimmy M. ....	1953-54-55(c)
Morris, Larry C. ....	1951-52-53-54(c)
Morris, Peyton (t) ....	1989-90-91-92
Morris, W.H. ....	1932
Morrison, D.E. ....	1914-15-16(c)
Morrison, Mol J. ....	1954
Morrow, H.K. ....	1943
Morton, Joel T. (m) ....	1962
Moss, Jack S. ....	1959-61
Mote, Wayne G. ....	1985-86-87-88
Muerth, A.M. ....	1939-40
Mugg, Kenneth E. ....	1966
Mulherin, Matthew W. ....	1949
Mullen, William S. ....	1986-87-88-89
Mumford, Galin E. ....	1968-69
Mundorff, Roy M., Jr. (m) ....	1950-51-52
Murchison, Jef ....	1993
Murdock, C.H. ....	1944-46
Murphy, Fred J. ....	1958-59
Murphy, R.W. ....	1937-38-39(c)
Murphy, T.M. ....	1922
Murphy, Thomas J. ....	1964
Murray, J.A. ....	1931
Murray, James G. ....	1974
Murray, John A. ....	1925
Murray, Matthew T. ....	1978
Murray, Sam D. ....	1924-25-26
Muyres, Jeremy J. ....	1999-00-01-02(c)
Muyres, Jon R. ....	1996-97-99-00(c)
Myddleton, W. Smith ....	1964-65-66
Myers, Charles D., Jr. ....	1973-74-75
Myers, Christopher T. ....	1995-96-97
Myers, Don ....	1950

## N

Nabelle, E.G. ....	1921-23-24
Nabors, Jerry H. ....	1955-56-57
Nail, Jimmy A. ....	1959-60-61
Nance, A.S. ....	1913
Naples, Andrew P. ....	1974
Negus, Dale ....	1983
Neblett, H.C. ....	1930-31-32(c)
Neese, Darrell ....	1991
Nelson, Richard R. ....	1965-66-67

Nephew, David S., Jr. ....	1975
Nesbitt, M.M. ....	1918-19
Nettes, J.E. ....	1940
Neuss, William J. ....	1991-92-93-94
Newmanner, Mike (m) ....	1968-69-70
New, Wayne C. ....	1969
Newman, Robert B. ....	1977-78-79
Newmarker, Michael W. (m) ....	1968-70
Nicholl, Michael O. ....	1959-60-61
Nichols, Scott (m) ....	1980-82-83
Nicholson, Erick M. ....	1970
Niebanck, Michael E. ....	1979-81-82
Nilson, Rodney C. ....	1992
Nix, Frank H., Jr. ....	1958
Nix, John P. ....	1963
Nixon, J.U. ....	1935-36-37
Noe, James M. ....	1955
Nolan, James S. ....	1946-47-48
Norris, Steven H. ....	1969-70
North, Don (m) ....	1978
North, Robert E. ....	1948-49-50
Norton, Darrell D. ....	1981-82-83-84
Novak, George A. ....	1971
Nowell, Hal Gordon (honorary) ....	1919
Nuener, Donald F. (m) ....	1970-71-72-73
Nutting, John E., Jr. ....	1959-60

## O

Oenbrink, Robert M. ....	1969
O'Kelley, C.S. ....	1945
O'Leary, Timothy ....	1991
O'Leary, Martin ....	2001
Olive, Sammy R. ....	1979-80
Olson, J.W. ....	1945
Oltz, H.F. ....	1927
O'Neal, John F. ....	1978
O'Neill, John C. III ....	1969-70-71
O'Neill, John H., Jr. ....	1948-49
O'Neill, Michael O. ....	1961
Ormsby, W.J. (m) ....	1945
Orr, Jeffrey E. ....	1977
Osborne, Terrell H. ....	1977-78
Oven, John M. ....	1970-71-72
Owen, Charles L. ....	1987-88-89
Owen, Kenneth S. ....	1954-55-56
Owens, Phillip A. ....	1979
Owings, James B., Jr. ....	1971-72-73

## P

Padgett, Travis (m) ....	1983-84-85-86-87
Page, J.A. ....	1937-38
Page, P.F. ....	1942
Page, Warren Craig ....	1996-97-98
Pair, R.H. ....	1939
Pallman, Charles M. (Chip) ...	1968-69-70
Palmer, Brian (m) ....	1986-87-88
Palmer, Thomas M. ....	1985-86-87-88
Papushak, Jeffrey A. ....	1991-92-93-94
Parham, R.S. ....	1926-28
Parker, Ken ....	1982-83-84-85
Parker, Stacy J. ....	1989-90-91-92
Parker, Travis A. ....	2002
Parise, Ron ....	1972
Pasanella, Dave ....	1983-84
Paschal, William A. ....	1942
Paschal, William A. ....	1962-63-64
Paschel, R.S. (m) ....	1946



# LETTERWINNERS

Pass, James R. ....	1975-76-77(c)
Patman, Todd (m) .....	1992
Patterson, Donald R. ....	1976-77-78(c)
Patterson, H.W. ....	1908-09-10-11
Patterson, Jack D. ....	1951-52
Patton, George Lee, Jr. ....	1994-95
Patton, J.S. ....	1913-14
Patton, James W. ....	1947-48-49-50
Paul, Jerry L. ....	1968
Pauline, James V. ....	1965
Paynem, Robert G. ....	1975
Pearce, Edmund F.(m) .....	1958-59
Pearson, Toby ....	1984-85-86-87
Pedrick, L.E.(m) .....	1945
Peek, J.W. ....	1945
Peeler, T.B. ....	1931
Peeler, Patrick .....	1993
Peeples, Frank (m) .....	1946-47-48
Peeples, Joel T. ....	1977-78-79-80
Penley, James W., Jr. ....	1965-66-67
Peoples, Kevin L. ....	1989-90-91-92
Perdoni, Renso G. ....	1969-70
Perdue, Dan (m) .....	1999-00
Perkerson, J.G. ....	1933-34
Perkerson, L.N. ....	1939
Perkins, Thomas B., Jr. ....	1978-79
Perry, Elton P. ....	1954
Perryman, Nathan .....	1993-94-95-96(c)
Person, James W. III .....	1968-69
Petersen, W.B. ....	1931-32-33
Petit, J.W. ....	1946-47-48
Pettis, Terry L. ....	1987-88-89-90
Pharr, Stephen B. ..	1989-90-91(c)-92(c)
Phenix, H. Rees, Jr. ....	1952-54
Phillips .....	1919(c)
Phillips, D.J. ....	1932-33-34(c)
Phillips, G.M. ....	1915-16-17
Phillips, J.R. ....	1943-44-46-47
Phillips, Jeremy M. ....	2002
Phillips, Michael D. ....	1981-82-83
Phillips, Otis D. III (m) .....	1958-59-60
Pickering, Deidre (I) .....	1994-97
Pierce, Jeffrey A. ....	1978-79-80-81
Pike, Mark .....	1982-83-84-85
Pilgrim, Raymond W. ....	1957-58-59
Piller, Zachery P. ....	1994
Pippin, John (m) .....	1975-76-77
Pitts, Fred (I) .....	1975-76
Pizzati, H.E.(m) .....	1933
Plaster, R.A. ....	1940-41-42(c)
Polk, Charles D. ....	1968-69
Poole, George .....	1950-51-52
Poole, J.M. ....	1932-33
Poole, W. Owen .....	1924-25-26(c)
Pope, E.G. ....	1946-47-48-49
Poree, Albert .....	2001
Porter, C.E. ....	1912
Porter, Joel E. ....	1973-74-75-76
Porter, John K. ....	1983-84-85
Porter, John T. ....	1986-87
Potts, William (m) .....	1989-90-91-92
Pounds, Cleve .....	1982-83-84-85
Powell, David C. ....	1998
Powell, James R. ....	1959-60
Prather, Robert S. ....	1963
Preas, J.H. ....	1913-14-15-16
Preston, C.B. ....	1934-35-36
Pretz, Dick .....	1950-51-52
Price, Elbert L. ....	1966
Price, Elliot A. ....	1974-75-76
Price, Mitchell .....	1993

Priestley, Jerry M. ....	1963-64-65
Prokop, E.S. ....	1942-43
Pund, H.R. ....	1926-27-28(c)
Purvis, James A.(m) .....	1970-71
Putnal, Stephen S. ....	1971-72-73

## Q

Queen, William L. ....	1947-48-49
Quigg, B.G. ....	1939-40
Quinn, Martin .....	1993
Quinton, Billy D., Jr. ....	1977



**ALL-AMERICA** defensive back Bobby Moorhead (left) and all-SEC guard Orville Vereen were two of the standouts on Tech's 1952 national championship team.

## R

Ragains, Stephen (m) .....	1988-89
Raible, Steven C. ....	1973-74-75
Raine, J.M. ....	1935
Rainey, H.W. ....	1913
Rampley, C. Todd .....	1985-87-88
Randolph, R.L. ....	1926-27-28
Rank, Matthew B. ....	1978-79-80
Rassau, Thomas J. ....	1974
Rathbun, Ira .....	1950
Ratterman, G.A. ....	1920
Ray, Darryl .....	1989-90
Rawlins, Ricky A. ....	1973
Razayeski, Jerome (I) ..	1989-90-91-92-93
Read, R.C. ....	1927
Redford, David E. ....	1951-54
Reed, John N. ....	1957-58-59
Reed, Lamont S. ....	1993
Reese, Boyd T.(m) .....	1964-65-66
Reese, James C. ....	1990
Reese, Larry C. ....	1976-77-78
Reeves, Charles E.(m) .....	1956-57-58
Reeves, H.L. ....	1923
Reeves, Robert .....	1924
Register, Gerry G. ....	1974
Reid, Lee R. ....	1959-60-61
Reid, R.C. ....	1926

Reilly, Hugh O. ....	2000-01-02
Reis, Christopher E. ....	2002
Rhino, Chappell .....	1950-51-52
Rhino, Daniel V. ....	1974-75-76
Rhino, Kelley W. ....	1999-00-01-02
Rhino, Randall P. ....	1972-73-74
Rhodes, Robert M. ....	1988
Rice, Anthony L. ....	1990-91-92-93
Rice, Ronald .....	1980-81-82-83
Richards, C.P. ....	1939
Richards, Charles James .....	1994
Richardson, Alpette .....	1975-78-79
Richie, Robert W.(m) .....	1962-63-64

Rogers, John E. "Charlie" .....	1995-96-97-98(c)
Rogers, Nicholas Q. ....	1999-00-01(c)
Rogers, Phillip F. ....	1995-97-98-99
Rogers, Ronald W. ....	1994-95-96-97(c)
Rogers, Stuart .....	1980-81-82-83
Rollow, T.A. (m) .....	1944
Roof, Terence E. ....	1982-83-84-85(c)
Roper, Bradley R. ....	1977-78
Rosamilia, Mike .....	1983-84-85-86
Rosamond, W.I. ....	1935
Rose, John L. ....	1975-76
Rose, Shane (I) .....	1990-91-92
Rose, Thomas E. ....	1955-56-58
Rosinski, Michael D. ....	1970
Ross, Arthur E. ....	1950-51
Rotenberry, Paul D. ....	1954-55-56
Rountree, A.J. ....	1914
Roush, Elena (m) .....	1988
Roush, Mike (I) .....	1986-87-88-89
Rowlett, Mark .....	1977
Rucker, Charles A. ....	1974-75-76-77
Rudolph, Coleman H. ..	1989-90-91-92(c)
Rudolph, Jake .....	1950-51-52
Rudolph, John L. ....	1957-58-59
Rudolph, Russ (m) .....	1986-87-88-89
Ruffin, Larry W. ....	1951-52-53
Rush, Angelo .....	1989-90
Rusk, W. ....	1927-28-29(c)
Rutherford, Bruce F. ....	1969-71
Rutland, Reginald .....	1983-84-85-86
Ryckley, A.E. ....	1941-42

## S


Sackett, G.W. ....	1934
Sale, Oliver H. ....	1954-55
Salem, Richard .....	1981-82-83
Salisbury, Kevin M. ....	1986-87-88-89
Salome, Joe M. ....	1950
Sammons, David .....	1994
Sampson, Michael J. ....	2002
Sams, Russell (m) .....	1991
Sanders, C.R. ....	1939-40-41(c)
Sanders, Hugh A. ....	1964
Sanders, Leavitt F. ....	1972-73
Sanders, R.J. (m) .....	1941
Sandlin, Elizabeth (I) .....	1992
Sanford, Lucius M., Jr.	1975-75-76-77(c)
Santospago, Louis F. ....	1968
Sargent, John A. ....	1972-73-74
Satterfield, James (m) .....	1966-67
Saussy, Hugh .....	1924
Scales, Herbert K. III .....	1974-75-76
Scarboro, D.D. ....	1918-19-20-21
Scharfschwerdt, E. ....	1943
Scharfschwerdt, William R. ....	1949
Schmidgall, David E. ....	2000-01
Schmidt, Robert K. ....	1978-79
Schnitzer, Ray L. ....	1974-75-76-77(c)
Schroeder, Charles (m) .....	1968-69-70
Schroer, John W. ....	1964-65-66(c)
Schultz, Mark H. ....	1980-81-82
Schweje, Craig .....	1993
Scott, Franklin R. ....	1990-91-92
Scotton, Stefan D. ....	1987-88-89-90
Scully, Dennis W. ....	1972-73
Seamon, Robert B. ....	1966-67-68
Sellinger, Frank L. ....	1965
Sendobry, Doug .....	1985-87

# LETTERWINNERS

Sennett, Bill .....	1953-54
Senules, Edward A. ....	1975
Senter, J.C. ....	1914-15-16
Sernulka, Leonard S. ....	1975
Sessions, Lee .....	1924
Seward, James P., Jr. ....	1962-63-64
Sewell, Charles D. ....	1963-64
Sewell, Donald R. ....	1976-77-78
Sexton, Frank M. ....	1961-62-63
Sexton, Thomas K. ....	1976-77
Shamburger, Ellis L. ....	1954
Shamburger, Ellis L. III ..	1975-76-77-78
Shank, Donald P. ....	1973-74-75
Shank, Jeffrey E. ....	1977-78 (c)
Sharp, Anthony Scott .....	1994
Sharpe, John F. ....	1963
Shaver, T.W. ....	1917
Shaw, C.F. ....	1933-34
Shaw, C. Brandon .....	1995-96-97
Shaw, Gene .....	1938-39-40
Shaw, Jamie (m) .....	1996-97
Shaw, William L. ....	1958-59-60
Sheffer, Powell P., Jr. ....	1949-50-51
Sheffield, Mark J. ....	1979-80-81-82
Sheldon, R.W. ....	1941-42
Shell, John W., Jr. ....	1963
Shelley, Robert S. (I) ....	1968-69
Shepard, Derrick L. ....	1994-95-96-97
Sheppard, Steve V. ....	1975-76-77
Sheridan, Michael A. ....	1995-96-97-98
Sheridan, Robert E. ....	1961
Sherman, Robert G. ....	1951-52-53
Sherrill, Jeff .....	1986
Shershin, Mike (m) .....	1979-80-81-82
Shields, William D. ....	1972-73-74
Shiver, David N. ....	1968-69-70
Shoemaker, Jacob W., Jr. ....	1952-53
Shook, Claude E. ....	1965-66-67
Showman, Mark A. ....	1975-76
Shuberg, David A. ....	1992
Shuler, Theodore R. ....	1951-52
Shulman, I. ....	1927-28
Shuman, Jimmy H. ....	1960
Sias, John R. ....	1966-67-68
Sides, James V. ....	1959-60
Siffri, Joseph C. ....	1987-88-89-90
Silvers, Chris (I) .....	1986-87-88
Simerville, Lester T. ....	1957-58
Simmons, Charlie .....	1991-93-94
Simmons, Christopher .....	1987-88-89-90
Simmons, David A. ....	1962-63-64
Simmons, DeShaan Z. ....	1995-96-97
Simmons, Reid W.(m) ....	1967-68-69-70
Simmons, Roy F. ....	1975-76-77-78
Simons, James S. ....	1977-78-79
Sims, David B. ....	1974-75-76
Sims, Jack .....	1986
Sims, T.F. ....	1935-36-37(c)
Sims, W.E. ....	1937
Sinclair, B.W. ....	1909-10
Singleton, Timothy M. ....	1957
Sircy, Walter Z. ....	1960-61-62
Sisson, Scott O. ....	1989-90-91-92
Skalko, John J. ....	1972-73
Skelton, Lancen S. ....	1978-79-80-81(c)
Slaten, R.L. ....	1942-46-47
Slater, Alicia (m) .....	1988-89
Sloan, B.H. ....	1929
Slocum, J.R. ....	1931-32-33
Smales, Bill .....	1985



**COVER BOYS:** Jimmy Southard (left), Atlanta Journal, 1949, and Don Stephenson, Sport, 1957.



Smith, A. Nelson (m) .....	1953
Smith, B.D.(m) .....	1945
Smith, Ben S. ....	1959-60
Smith, Brad .....	1985
Smith, C.B. ....	1907
Smith, C.S. ....	1926-27-28
Smith, Carlos L. ....	1994-95
Smith, Daniel J., Jr. ....	1957-58-59
Smith, Daryl L. ....	2000-01-02
Smith, David (I) .....	1975-76-77-78
Smith, Forrest .....	1945
Smith, Fred .....	1950
Smith, George B. ....	1936-37-38
Smith, Giles R. ....	1964-65-66
Smith, H.R. ....	1947-48
Smith, Hester (m) .....	1985-86
Smith, James R. ....	1972
Smith, Jeff (m) .....	1980-81-82
Smith, Jeffrey L. ....	1973
Smith, Jessica (I) .....	1988-89
Smith, Johnny S. ....	1977-78-79-80
Smith Jonathan D. ....	2000-01-02
Smith, Kenneth L.(m) .....	1973-74-75-76
Smith, Kamau Kofi .....	1995-96-97-98(c)
Smith, Michael C. ....	1991-92-93-94
Smith, Murry D. ....	1974-75-76
Smith, O.D. ....	1934
Smith, Sean W. ....	1986-87-88-89
Smith, Ted N. ....	1955-56-57
Smith, W.D. ....	1918
Smith, W.N. ....	1943
Smoots, Jonathan .....	1983
Smrekar, Jacob .....	1997
Sneed, P.C. ....	1914
Snell, Gary .....	1981
Snow, Leonard N. ....	1965-66-67
Snow, Mike .....	1984-85
Snyder, Adam (I) .....	1997-98-99
Snyder, Kenneth D. ....	1949-50-51
Snyder, W.R. ....	1907
Solomon, Robert S. ....	1960-61
Sorrells, Tyrone .....	1985-86
Southall, Bruce C. ....	1970-72-73
Southard, J.W. ....	1946-47-48-49
Southerland, Ken .....	1983-84
Spalding, J.J. ....	1908-09-10
Sparks, R. Stan .....	1981
Spears, Leon B., Jr. ....	1951-52
Speer, F. ....	1927-28-30
Spence, T.L. ....	1914-15-16
Spencer, Glenn .....	1982-83-84-85

Spiotta, Eugene J., Jr. ....	1968-69
Sprading, T.L. ....	1932-33
Sprattin, H. Dean (m) .....	1938
Spratte, Gerald E. ....	1954
Sprayberry, Bryan (m) .....	1994-95-96-97-98
Sprayberry, J.P. ....	1939-40
Spriggs, David E. ....	1949
St. Hilaire, Chris (m) .....	1994
Stacy, G.T. ....	1934
Stallings, Larry .....	1960-61-62
Stallworth, Cedric T. ....	1985-86-87-88(c)
Stallworth, Dexter .....	1994-95-96
Stamps, Charles W., Jr. ....	1972
Stanfill, Tom .....	1980-81-83
Stanley, Jimmy .....	1980-81
Stansbury, M. Todd .....	1981
Staton, A.H. ....	1919-20-21-22
Staton, J.C. ....	1920-21-22-23
Steadman, David A. ....	1961
Steagall, Derrick L. ....	1993-94-95-97
Steber, John W. ....	1943(c)
Steele, John A. ....	1974-76-77
Stegall, C.R. ....	1912
Stegall, William David. ....	1988-89-90-91
Stein, Wilbur .....	1941-42-43
Stephens, Rodrequis L. ....	1984-86-87-88
Stephenson, Donald P. ....	1955-56-57(c)
Stevens, James A. ....	1972-73
Stevenson, Joel C. ....	1966-67-68(c)
Stevenson, Robert O. ....	1971-72-73
Stewart, Ryan E. ....	1992-93-94-95(c)
Stickel, Andy (m) .....	1993
Still, J.E. ....	1946-47
Stimson, Nathan K. ....	1996-98
Stokes, Ivey J. ....	1978-79-80
Stokes, Kip (m) .....	1989
Stone, Robert M. ....	1957-58
Stoner, Ed (m) .....	1984-85-86-87-88
Story, Lyles W. ....	1966-67-68
Stover, Clarence B. ....	1980
Stover, R.W.(m) .....	1945
Stradley, Jim .....	1986
Strain, Lee O., Jr. ....	1959
Street, W.O. ....	1934-35
Strickland, David L. ....	1976-77
Strickland, R.E. ....	1929-30
Strickland, Vernon .....	1994-95
Strohmeier, Richard F. ....	1989
Strom, Rick .....	1983-84-86-87
Strom, Robert B. ....	1969
Stroman, Graham L. ....	1993-94

Strupper, George E. ....	1915-16-17
Studdard, Larry G. ....	1969-70-71
Sudderth, James T. ....	1963
Suggs, Aaron J. ....	2002
Sulhoff, David(m) .....	1998
Summer, James L. ....	1953-54-55
Sumpter, Levon .....	1978
Sutton, S.B. ....	1939-40-41
Swaim, James C. ....	1968
Swank, Richard (I) .....	1987-88-89-90
Swanson, Courtney (I) .....	1996
Swanson, David H. ....	1981
Swanson, George P. ....	1959-60-61
Sweeney, Ryan (m) .....	1992-93-94
Swilling, Darrell G. ....	1988-89-90-91
Swilling, Jerry Kenneth .....	1988-89-90-91
Swilling, Pat .....	1982-83-84-85
Sykes, Lewis W. ....	1949-50
Sykora, James J. ....	1974

## T

Tarplin, Jesse A. ....	1995-96-97-98
Tattich, Robert B. ....	1974
Taylor, James S. ....	1967
Taylor, Jim B. ....	1981-82
Taylor, John H., Jr. ....	1963-64
Taylor, Kenneth T. ....	1978-79-80
Taylor, Michael H. ....	1976-78(c)
Taylor, Rumsey B. ....	1948-49
Taylor, Steven H.(m) .....	1969-70-71
Taylor, Tom .....	1982-83
Teas, William T., Jr. ....	1952-53
Tedder, David K. ....	1976
Templeton, Peden .....	1950
Terry, James L. ....	1975
Tetterton, Alex G. ....	1999-00-01
Thaden, Bill .....	1950-51-52
Tharpe, E.S. ....	1935-36
Tharpe, Mack .....	1924-25-26
Tharpe, R.H. ....	1931-32-33(c)
Theodocion, Charles D. ....	1952-56-57
Thomas, Landers A. ....	1987-88
Thigpen, Robert F., Jr. ....	1971-72
Thomas, Andre A. ....	1985-86-87-88
Thomas, Andy .....	1983
Thomas, Dana (m) .....	1985-86-87
Thomas, Darrell .....	1979-80
Thomas, Eric F. ....	1986-87-88-89(c)
Thomas, John J. ....	1983-84-85
Thomas, Levon .....	2001-02
Thomas, Michael (I) .....	1990-92-93-94
Thomas, Robert D. ....	1962
Thomas, Robert P. ....	1975-77-79
Thomas, Ted .....	1956-57-58
Thomason, E.K. ....	1911-12-13
Thomason, J.G. ....	1927-28-29
Thomason, John M. ....	1956
Thompson, Alex .....	1998
Thompson, Charles K. ....	1959
Thompson, Jimmy E. ....	1954-55-56
Thompson, Kenny .....	1981
Thompson, Larry .....	1945
Thompson, E.O. ....	1934-35
Thompson, Roy L., Jr. ....	1949
Thrash, K.M. ....	1926-27-28
Thrash, Kenneth M., Jr. ....	1955-56
Thrash, W.G. ....	1938
Thurson, Theodore N. ....	1979-80-81-82



# LETTERWINNERS



**TRAVARES TILLMAN** earned both all-ACC and academic all-ACC honors in 1999. The free safety was a second-round draft pick by the Buffalo Bills.

Thurson, Timothy H. ....	1978-79
Thweatt .....	1917
Tibbetts, Marvin O., Jr. ....	1958-59-60
Tidwell, Robert H. ....	1957
Tidwell-Neal, Andrew C. ....	2001-02
Tierney, Clarence L. ....	1974-75-76
Titgle, Calvin B. ....	1989-90
Tillman, Travares A. ....	1996-97-98-99(c)
Timmons, Stephen G. ....	1971
Tinsley, P.R. ....	1943-44(c)
Tisdell, Kevin A. ....	1990-91-92
Tolbert, Troy T. ....	1997-98-00
Toner, Donald W. ....	1961-62
Tortorici, Anthony J. ....	1989
Trainer, Cecil E., Jr. ....	1951-52-53
Trapnell, James H. ....	1964-66
Travis, Mike ....	1982-83-84-85
Travis, Scott E. ....	1990-91-92
Trawick, C.B. ....	1913
Traylor, Robert ....	1955-56
Tsoukalas, Tessa (I) ....	1997-98-99
Tucci, John A. ....	1972-73
Turner, Dewitt T. III ....	1965-66-67
Turner, Glenn O. ....	1951-52-53
Turrentine, Thomas L. ....	1971-72
Tye, Leonidas W. ....	1958

## U

Ulrich .....	1917
Urczyk, Jeffrey L. ....	1973-74-75
Uremovich, Matthew ....	1999
Usry, Joe ....	1922-23-24
Utt, Benjamin M. ....	1978-79-80

## V

Vance, John Todd ....	1991-92-93-94
Van Dora, Tash J. ....	1968-69
Van Houten, John (m) ....	1956-57-58
Vann, Ronald ....	1956-57
Varner, Edwin S. ....	1964-65
Valney, Tim (m) ....	1995-96-97
Veazey, Norman D. ....	1957-58
Vereen, Carl H. ....	1953-54-55-56
Vereen, Orville P. ....	1951-52-53(c)
Vernau, Charles A. ....	1993-94-95
Vezey, Stanley A., Jr. ....	1969-70
Vickers, Paul A. ....	1955-56-57
Viereck, G.W. ....	1931-32
Vines, John E. ....	1950-51
Vinson, Mike (m) ....	1989
Vitunic, Joseph A. ....	1967-69
Volkert, George A. ....	1953-54-55-56(c)
Volley, Lynwood, Jr. ....	1978-79-80
VonWeller, P.J. ....	1928

## W

Waddey, F.O. ....	1927-28
Wakefield, M.L. ....	1943
Walker, Keenan E. ....	1991-92-93
Walker, Steve C. ....	1978-79
Walker, Warren L. ....	1970
Wallace, Donald W. ....	1966-68
Wallace, Kyle P. ....	2001-02
Walters, Grady (m) ....	1976-79
Warner, R.J. ....	1934

Warren, Harry C. ....	1966
Warren, James A.(m) ....	1973
Waskey, Carlton B. ....	1960-61
Waters, J. Alan ....	1988-89-90-91
Waters, Dean B. ....	1979-81-82-83
Waters, Mitch ....	1985-86
Watkins, G.C. ....	1927-28-29
Watkins, Hugh R. ....	1962-63-64
Watkins, James F. ....	1956-57-58(c)
Watkins, Kerry J. ....	1999-00-01-02(c)
Watson, Alonzo ....	1985-86-87-88
Watson, Carl D. ....	1960-61-62
Watson, Merrix W. ....	1998-99-00-01
Watterworth, Bradley A. ....	1975
Weaver, Dean ....	1984-85-86-87
Weaver, John B. ....	1966-67-68
Weaver, Keith B. ....	1995
Weaver, William H. ....	1989-90-91-92
Webb, B.P. ....	1918-19-20
Webb, G.I. ....	1939-40-41
Webster, Grady F. ....	1954
Weigle, John ....	1950
Weiman, Edward A. ....	1961-62-63
Weinstein, Scott (I) ....	1982
Weintraub, Glenn (m) ....	1975-76-78
Welch, John J. ....	1959-60
Welchel, Dan ....	1917
Wellington, Ralph W. ....	1962
Wells, Thomas E. ....	1958-59-60
Werner, S.A. ....	1923
West, G.R. ....	1916
West, Charles G. ....	1952
West, Edward P., Jr. (I) ....	1969-70-71
West, W.P. ....	1941-42
Westbrook, J.J. ....	1927-28-29
Westbrook, Jack, Jr. ....	1980-81-82-83
Westmoreland, Marc ....	1996
Whalley, Melvin ....	1998
Whealer, Edward O. ....	1972-73-74-75
Wheat, Johnny L. ....	1949-50-51
Wheby, E.M. ....	1938-39
Whisenhunt, Kenneth ...	1980-81-82-83-84
White, Edward Dezmon ....	1997-98-99
White, Mark J. ....	1985-86-87-88
Whitehead, Hugh P.(m) ....	1955-56
Wilcox, A.L. ....	1936-37-38
Wilcox, E.D. ....	1932-33-34
Wilcox, Eric D. ....	1966-67-68
Wilcox, J.R. ....	1933-34-35
Wilcox, Reggie D. ....	1997-98-99
Wilder, Edwin ....	1997-98-99-00
Wiley, Charles A. ....	1995-96-97-98
Wiley, Floyd M. ....	1955-56
Wilhoit, Billy ....	1943
Wilkerson, Rodney K. ....	1991-92-93-94
Wilkes, Gregory C. ....	1967-69
Wilkes, Reginald W. ....	1974-75-76-77
Wilkins, Brian E. ....	1995-96-97-98
Wilkins, G.C. ....	1940
Wilkins, Gary C. ....	1981-82-83-84
Wilkins, Gerris V. Bowers ....	2002
Wilkins, Scott ....	1998
Williams, A.S. ....	1929-31-32
Williams, B.W. ....	1944-45-47
Williams, C.W. ....	1932-33-34
Williams, Calvin L., Jr. ....	1994-95-96
Williams, Chirod A. ....	2002
Williams, Gary T. ....	1963-64-65
Williams, I.A. ....	1923-24-25
Williams, John B. ....	1975
Williams, John W. ....	1968-69-70

Williams, Jerrelle L. ....	1988-89-90-91
Williams, Marlon C. ....	1990-91-92-93
Williams, Michael A. ....	1990-91-92-93
Williams, Michael G.(m) ....	1965-66-67
Williams, Larry E. ....	1969
Williams, Rodney C. ....	1995-96-97-98
Williams, Sidney E. ....	1949-50-51
Williams, Wes (m) ....	1983-84-85-86-87
Williamson, Grady Lee ....	1988-89
Williamson, William M. ....	1959-60-61(c)
Willoch, Raymond ....	1953-54
Wills, John T. ....	1952
Wilson, Don ....	1984-85-86-87
Wilson, Eddie (m) ....	1989
Wilson, J.I. ....	1943-44
Wilson, Kenneth J. ....	1987-88-89
Wilson, Lauri (m) ....	1993-94
Wilson, William C. ....	1961-62
Wimbush, Recardo L. ....	1999-00-01-02(c)
Windham, William (m) ....	1990-91-92-93
Winegar, James M. ....	1978
Wingo, Gary L. ....	1971
Winingder, Thomas K. ....	1960-61-62(c)
Wise, Daryl D. ....	1983-84
Wiseman, Dale (I) ....	1990-92
Wisman, Witt B. ....	1971-72-73
Witherspoon, Dan, III ....	1994-96-97
Wofford, David (m) ....	1996
Wolfe, Richard C. ....	1969
Wolfe, Robert V. ....	1984
Wolkoff, Paul (I) ....	1989-90-91-92
Wood, C.R. ....	1937-38-39
Wood, Dan L. ....	1979-80
Wood, Duane R. ....	1979-80-81-82
Woodall, Timothy M. ....	1968
Woodhull, Maury T. ....	1968
Woodruff, Brent (I) ....	1983-84-85-86
Woodruff, Jimmie (m) ....	1959-60-61-62
Woodruff, Paul (m) ....	1942
Woods, James W. ....	1975-76
Woodward, Douglas L.(m) ....	1958
Woolley, Rand (m) ....	1991-92-93-94
Woolf, John R. ....	1955
Wright ....	1925
Wright, Frederick N. ....	2000-01-02
Wright, Harry ....	1950-51-52
Wright, J.E. ....	1939-40-41(c)
Wright, James L. ....	1964-65-66
Wright, Jeffrey M. ....	1990-91-92-93
Wright, John W. ....	1961-62
Wright, Ronda (m) ....	2000
Wycoff, S.D. ....	1923-24-25
Wysong, Michael J. ....	1968-69-70

## Y

Yates, Brian J. ....	1979
Yates, George B. ....	1962-63
Yeager, Bruce D. ....	1974-75-76-77
Young, Christopher L. ....	1998-99-00-01(c)
Young, Clyde A. ....	1951-52


## Z

Zachery, Cedric T. ....	1992-93-94-95
Zawoysky, Ronald J. ....	1969
Ziegler, F.R. ....	1946-47-48
Ziegler, John A. ....	1960
Zimmerman, Jeff ....	1986-87

# LINEUPS

## Georgia Tech's First Team – 1892

C—George Forrest; F.O. Spain  
RG—Gavan  
RT—Joe Little  
RE—Ed Whitney  
LG—F. O. Spain; Haralson  
LT—Ed Werner; E.E. West; Will Hunter  
LE—Murdock McRae  
RHB—Will Hunter  
LHB—E.E. West; John Kimball; Kendall  
QB—Stafford Nash; Harry Miles  
FB—Harry Miles; Hardin Jones



### 1944

LE—Joe Daniel  
LT—Jack Glenn  
LG—Roland Phillip  
C—Paul Duke  
RG—George Hills  
RT—Deane Gaines  
RE—Phil Tinsley  
QB—Johnny McIntosh  
FB—Billy Williams  
HB—Frank Broyles  
HB—George Mathews

### 1945

LE—Bill Busbin  
LT—Bob Davis  
LG—George Hills  
C—Paul Duke  
RG—Buck Doyal  
RT—Deane Gaines  
RE—Walter Kilzer  
QB—Ed Holtsinger  
FB—Johnny McIntosh  
LHB—George Mathews  
RHB—Jack Peek

### 1946

LE—Jimmy Jordan  
LT—Bob Davis  
LG—Bill Healy  
C—Paul Duke  
RG—Ewell Pope  
RT—Ralph Slaten  
RE—George Brodnax  
QB—Frank Broyles

FB—Allen Bowen  
LHB—George Mathews  
RHB—Pat McHugh

### 1947

LE—J.W. Castleberry  
LT—R.L. Slaten  
LG—J.R. Phillips  
C—L.W. Hook  
RG—Bill Healy  
RT—Bobby Davis  
RE—George Brodnax  
QB—Jimmy Southard, Jim Still  
FB—Frank Zeigler  
LHB—George Mathews  
RHB—Jim Petit

### 1948

LE—Jack Griffin  
LT—Dan Bradach  
LG—Ewell Pope  
C—L.W. Hook  
RG—Bill Healy  
RT—Tom Coleman  
RE—George Brodnax  
QB—Jimmy Southard  
FB—Jim Petit  
LHB—Frank Ziegler  
RHB—Bob McCoy

### 1949

LE—Jack Griffin  
LT—Tom Coleman  
LG—Ewell Pope  
C—Bob Bossons

RG—Buck Doyal  
RT—Dan Bradach  
RE—Dick Harvin  
QB—Jimmy Southard  
FB—Morris Harrison  
LHB—Buster Humphreys  
RHB—Bob McCoy

### 1950

LE—Dick Harvin  
LT—Ray Beck  
LG—John Vines  
C—Bob Bossons  
RG—D. Flanagan  
RT—Hal Miller  
RE—Henry Ferris  
QB—Darrell Crawford  
FB—Bobby North  
HB—Bob McCoy  
HB—Buster Humphreys, James Patton

### 1951

*Offense*  
LE—Jeff Knox  
LT—Lum Snyder  
LG—Ed Gossage  
C—Pete Brown  
RG—Ray Beck  
RT—Hal Miller  
RE—Buck Martin  
QB—Darrell Crawford  
FB—George Maloof  
HB—Leon Hardeman  
HB—John Hicks  
K—Pepper Rodgers

### Defense

LE—Sid Williams  
LT—Bill Thaden  
LG—Ed Carithers  
RG—Ray Beck  
RT—Lamar Wheat  
RE—Pete Ferris  
LB—Larry Morris  
HB—Bobby Moorhead  
HB—Charlie Brannon  
S—Jakie Rudolph  
P—Dave Davis

### 1952

*Offense*  
LE—Jeff Knox  
LT—Matt Lyons  
LG—Ed Gossage  
C—Pete Brown  
RG—Jake Shoemaker  
RT—Hal Miller  
RE—Buck Martin  
QB—Bill Brigman  
FB—Glenn Turner  
HB—Leon Hardeman  
HB—Bill Teas  
K—Pepper Rodgers

### Defense

LE—Sam Hensley  
LT—Bill Thaden  
LG—Orville Vereen  
RG—Roger Frey  
RT—Bob Sherman  
RE—Cecil Trainer

LB—George Morris  
LB—Larry Morris  
HB—Bobby Moorhead  
HB—Charlie Brannon  
S—Jake Rudolph  
P—Dave Davis

### 1953

LE—Sam Hensley  
LT—Roger Frey  
LG—Franklin Brooks  
C—Larry Morris  
RG—Orville Vereen  
RT—Bob Sherman  
RE—Henry Hair  
QB—Pepper Rodgers  
FB—Glenn Turner  
HB—Leon Hardeman  
HB—Billy Teas  
P—Dave Davis

### 1954

LE—Bill Sennett  
LT—Carl Vereen  
LG—Franklin Brooks  
C—Larry Morris  
RG—Bill Fulcher  
RT—Ormand Anderson  
RE—Henry Hair  
QB—Wade Mitchell  
FB—George Humphreys  
HB—Paul Rotenberry  
HB—Billy Teas  
P—Johnny Menger

# LINEUPS

## 1955

LE-Tommy Rose  
LT-Carl Vereen  
LG-Franklin Brooks  
C-Jimmy Morris  
RG-Allen Ecker  
RT-Ken Thrash  
RE-Don Ellis  
QB-Wade Mitchell  
FB-Dickie Mattison  
HB-Paul Rotenberry  
HB-George Volkert  
P-Johnny Menger

## 1956

LE-Tommy Rose  
LT-Carl Vereen  
LG-Jimmy Johnson  
C-Don Stephenson  
RG-Allen Ecker  
RT-Ormand Anderson  
RE-Don Ellis  
QB-Wade Mitchell  
FB-Ken Owen  
HB-Paul Rotenberry  
HB-George Volkert  
P-Ken Owen

## 1957

LE-Jerry Nabors  
LT-Urban Henry  
LG-Dan Theodocion  
C-Don Stephenson  
RG-Leon Askew  
RT-Rausey Mason  
RE-Ted Smith  
QB-Fred Braselton  
FB-Lester Simerville  
HB-Stan Flowers  
HB-Cal James  
P-Jerry Nabors

## 1958

LE-Jerome Green  
LT-Rausey Mason  
LG-Bob Stone  
C-Maxie Baughan  
RG-John Neal Reed  
RT-Ted Thomas  
RE-Gerald Burch  
QB-Fred Braselton  
FB-Floyd Faucette  
HB-Cal James  
HB-Frank Nix  
P-Gerald Burch



**LEGENDARY HEAD COACH** Bobby Dodd huddles with his starting backfield for the 1955 Cotton Bowl: George Humphreys, Paul Rotenberry, Johnny Menger and Wade Mitchell

## 1959

LE-Gerald Burch  
LT-Billy Shaw  
LG-Harold Erickson  
C-Maxie Baughan  
RG-John Neal Reed  
RT-Toby Deese  
RE-Jack Rudolph  
QB-Marvin Tibbetts  
FB-Taz Anderson  
HB-Floyd Faucette  
HB-Billy Williamson  
P-Gerald Burch

## 1960

LE-Gerald Burch  
LT-Billy Shaw  
LG-Harold Erickson  
C-Willie McGaughey  
RG-Dave Watson  
RT-Ed Nutting  
RE-Taz Anderson  
QB-Stan Gann  
FB-Ben Smith  
HB-Chick Graning  
HB-Billy Williamson  
P-Don Coker

## 1961

LE-Ted Davis  
LT-Ed Griffin  
LG-Harold Erickson  
C-Willie McGaughey

RG-Dave Watson  
RT-Larry Stallings  
RE-Bob Solomon  
QB-Stan Gann  
FB-Mike McNamers  
HB-Chick Graning  
HB-Billy Williamson  
P-Billy Lothridge

## 1962

LE-Ted Davis  
LT-Ed Griffin  
LG-Rufus Guthrie  
C-Bobby Caldwell  
RG-Dave Watson  
RT-Larry Stallings  
RE-Billy Martin  
DS-Don Toner  
QB-Billy Lothridge  
FB-Mike McNamers  
HB-Joe Auer  
HB-Zollie Sircy  
P-Billy Lothridge  
K-Billy Lothridge

## 1963

LE-Ted Davis  
LT-Bill Farrington  
LG-Brad Yates  
C-Dave Simmons  
RG-Jimmy Seward  
RT-Joe Chapman  
RE-Billy Martin  
LB-Ed Weinman

QB-Billy Lothridge  
FB-Ray Mendheim  
HB-Joe Auer  
HB-Johnny Gresham  
P-Billy Lothridge  
K-Billy Lothridge

## 1964

### Offense

SE-Mike Fortier  
LT-Bill Mooror  
LG-Joe Colvin  
C-Bill Curry  
RG-Bill Myddelton  
RT-Tom Ballard  
TE-Gary Williams  
QB-Jerry Priestley  
FB-Jeff Davis  
HB-Johnny Gresham  
HB-Terry Haddock  
K-Bunky Henry

### Defense

OLB-Dave Austin  
DL-Billy Schroer  
DL-John Battle  
DL-Jimmy Seward  
OLB-Steve Copeland  
ILB-Dave Simmons  
ILB-W.J. Blane  
CB-Gerry Bussell  
CB-Tommy Jackson  
SS-Tommy Bleick  
FS-Haven Kicklighter  
P-Jerry Priestley

## 1965

### Offense

SE-Mike Fortier  
LT-Bill Mooror  
LG-Joe Colvin  
C-Jim Breland  
RG-Bill Myddelton  
RT-Lamar Wright  
TE-Gary Williams  
QB-Kim King  
FB-Tommy Carlisle  
TB-Lenny Snow  
FL-Craig Baynham  
K-Bunky Henry

### Defense

OLB-Bill Ellis  
DL-Billy Schroer  
DL-John Battle  
DL-Buddy McCoy  
OLB-Steve Copeland  
ILB-Randall Edmunds  
ILB-W.J. Blane  
CB-Tommy Bleick  
CB-Bill Eastman  
SS-Haven Kicklighter  
FS-Sammy Burke  
P-Jerry Priestley

## 1966

### Offense

SE-Mike Fortier  
LT-Bill Mooror  
LG-Buddy McCoy  
C-Jim Breland  
RG-Rick Nelson  
RT-Lamar Wright  
TE-Steve Almond  
QB-Kim King  
FB-Doc Harvin  
TB-Lenny Snow  
FL-Craig Baynham  
K-Bunky Henry

### Defense

OLB-Eric Wilcox  
DL-Mike Ashmore  
LB-Billy Schroer  
DL-John Laguna  
OLB-Tommy Carlisle  
ILB-W.J. Blane  
ILB-Randall Edmunds  
CB-Bill Eastman  
CB-Haven Kicklighter  
SS-Giles Smith  
FS-Sammy Burke  
P-Charlie Mason

# LINEUPS

## 1967

### Offense

SE—Joel Stevenson  
LT—Rick Nelson  
LG—Joe Vitunic  
C—Billy Kidd  
RG—Lamar Melvin  
RT—Jim Penley  
TE—Steve Almond  
QB—Kim King  
FB—Doc Harvin  
TB—Lenny Snow  
FL—John Sias  
K—Tommy Carmichael

### Defense

OLB—Tommy Carlisle  
DL—John Lagana  
DL—Claude Shook  
DL—Mike Ashmore  
OLB—Chris Denny  
ILB—Randall Edmunds  
ILB—Eric Wilcox  
CB—Joe Bill Faith  
CB—Bill Eastman  
SS—David Barber  
FS—Bill Kinard  
P—Tommy Chapman

## 1968

### Offense

SE—Tim Woodall  
LT—Galin Mumford  
LG—Mike Bradley  
C—John Collins  
RG—Todd Woodhull  
RT—Terry Story  
TE—Joel Stevenson  
QB—Larry Good  
FB—John Weaver  
TB—Dennis James  
FL—John Sias  
K—Johnny Duncan

### Defense

OLB—Steve Foster  
DL—Eric Wilcox  
DL—Bob Seamon  
DL—Lou Santospago  
OLB—Mike Glad  
ILB—Bill Flowers  
ILB—Steve DeBardelaben  
CB—Mike Wysong  
CB—Joe Bill Faith  
SS—Bill Kinard  
FS—Tash van Dora  
P—Tommy Chapman

## 1969

### Offense

SE—Larry Studdard  
LT—Al Hutko  
LG—Joe Vitunic  
C—John Callan  
RG—Mark Bradley  
RT—Richard Gardner  
TE—Steve Norris  
QB—Jack Williams  
FB—Steve Harkey  
TB—Brent Cunningham  
FL—Herman Lam  
K—Jack Moore

### Defense

OLB—Randy Duckworth  
DL—Rock Perdoni  
LB—Stan Beavers  
DL—Sid Gunter  
OLB—Smylie Gebhart  
ILB—Buck Shiver  
ILB—John Riggle  
CB—Rick Lewis  
CB—Jeff Ford  
SS—Bubba Hoats  
FS—Mike Wysong  
P—Tommy Chapman

## 1970

### Offense

SE—Larry Studdard  
LT—Glenn Costello  
LG—Richard Gardner  
C—John Callan  
RG—Al Hutko  
RT—Rick Lantz  
TE—Steve Foster  
QB—Eddie McAshan  
FB—Steve Harkey  
TB—Rob Healy  
FL—Brent Cunningham  
K—Jack Moore

### Defense

OLB—Brad Bourne  
DL—Rock Perdoni  
LB—Gary Carden  
DL—Tim Broome  
OLB—Smylie Gebhart  
ILB—Buck Shiver  
ILB—Bill Flowers  
CB—Rick Lewis  
CB—Jeff Ford  
SS—Dave Beavin  
FS—Bubba Hoats  
P—Chip Pallman

## 1971

### Offense

SE—Jim Owings  
LT—Glenn Costello  
LG—Al Hutko  
C—John Callan  
RG—Scott Engel  
RT—Rick Lantz  
TE—Mike Oven  
QB—Eddie McAshan  
FB—Rob Healy  
TB—Greg Horne  
FL—Brent Cunningham  
K—Bobby Thigpen

### Defense

OLB—Randy Duckworth  
DL—Joe Gaston  
LB—Stan Beavers  
DL—Brad Bourne  
OLB—Smylie Gebhart  
ILB—Gary Carden  
ILB—Bruce Elliott  
CB—Mike McKenzie  
CB—Jeff Ford  
SS—Dave Beavin  
FS—Gary Faulkner  
P—Dick Bowley

## 1972

### Offense

SE—Jimmy Robinson  
LT—Don Robinson  
LG—John Sargent  
C—Pete Geren  
RG—Glenn Costello  
RT—Rick Lantz  
TE—Mike Oven  
QB—Eddie McAshan  
FB—Rob Healy  
TB—Greg Horne  
FL—Jim Owings  
K—Bobby Thigpen

### Defense

OLB—Beau Bruce  
DE—Joe Gaston  
NG—Steve Putnal  
DE—Tim Macy  
OLB—Brad Bourne  
ILB—Bruce Elliott  
ILB—Gary Carden  
CB—Mike McKenzie  
CB—Randy Rhino  
SS—Witt Wisman  
FS—Scott Bridge  
P—Dick Bowley

## 1973

### Offense

SE—Jimmy Robinson  
LT—Scott BeVier  
LG—Don Robinson  
C—Rowland Bradford  
RG—Bill McLeod  
RT—Billy Shields  
TE—Mark Fields  
QB—Jim Stevens  
FB—Bruce Southall  
TB—Greg Horne  
FL—Jim Owings  
K—Cam Bonifay

### Defense

OLB—Beau Bruce  
DE—Rick Gibney  
NG—Steve Putnal  
DE—Bobby Daffer  
OLB—Don Shank  
ILB—Joe Harris  
ILB—Stan Long  
CB—Mike McKenzie  
CB—Scott Bridge  
SS—Witt Wisman  
FS—Randy Rhino  
P—Dick Bowley


## 1974

### Offense

SE—Jimmy Robinson  
LT—Jeff Urczyk  
LG—Mark Hunter  
C—Leo Tierney  
RG—Bill McLeod  
RT—Billy Shields  
TE—Steve Raible  
QB—Danny Myers  
FB—Pat Moriarty  
TB—David Sims  
FL—Adrian Rucker  
K—Danny Smith

### Defense

OLB—Bruce Elliott  
DE—Red McDaniel  
NG—Bob Bowen  
DE—Rick Gibney  
OLB—Lucius Sanford  
ILB—Joe Harris  
ILB—Tony Daykin  
CB—Randy Rhino  
CB—Gil Kyle  
SS—Eddie Porter  
FS—Danny Rhino  
P—Mike Johnson



**THE 1962 STARTING LINE**, which coach Bobby Dodd called "the greatest in Tech history," featured, from left, all-America end Billy Martin, all-SEC tackle Larry Stallings, all-SEC guard Dave Watson, center Bobby Caldwell, all-America guard Rufus Guthrie, tackle Ed Griffin, and all-SEC end Ted Davis.

# LINEUPS



**THE REFRIGERATOR MOVER:** *All-America John Davis earned that moniker for his play against Clemson's William Perry in this 1984 game.*

## 1975

### Offense

SE—Elliott Price  
LT—Jeff Urczyk  
LG—Mark Hunter  
C—Leo Tierney  
RG—Alex Bryan  
RT—Bob Curley  
TE—Steve Raible  
QB—Danny Myers  
FB—Pat Moriarty  
TB—David Sims  
FL—Bucky Shamburger  
K—Don Bessillieu

### Defense

OLB—Freeman Colbert  
DE—Red McDaniel  
LB—Lawton Hydriek  
DE—Rick Gibney  
OLB—Reggie Wilkes  
ILB—Bob Bowen  
ILB—Lucius Sanford  
CB—Danny Rhino  
CB—Gil Kyle  
SS—Tony Daykin  
FS—Don Bessillieu  
P—Harper Brown

## 1976

### Offense

SE—John Steele  
LT—Roy Simmons  
LG—Randy Pass  
C—Leo Tierney  
RG—Elliott Price

RT—Jay Garrett  
TE—Donnie Sewell  
QB—Gary Lanier  
FB—David Sims  
TB—Eddie Lee Ivery  
FL—Adrian Rucker  
K—Danny Smith

### Defense

OLB—Reggie Wilkes  
DE—Mike Blanton  
NG—Mike Cutting  
DE—Bob Bowen  
OLB—Freeman Colbert  
ILB—Lucius Sanford  
ILB—Mackel Harris  
CB—Eddie Porter  
CB—Danny Rhino  
SS—Tony Daykin  
FS—Don Bessillieu  
P—Harper Brown

## 1977

### Offense

SE—Drew Hill  
LT—Mike Taylor  
LG—Randy Pass  
C—Tom Daniel  
RG—Terrell Osborne  
RT—Kent Hill  
TE—Bruce Yeager  
QB—Gary Lanier  
FB—Rodney Lee  
TB—Eddie Lee Ivery  
FL—Bucky Shamburger  
K—Johnny Smith

### Defense

OLB—Reggie Wilkes  
DE—Mike Blanton  
NG—Mike Cutting  
DE—Roy Simmons  
OLB—Freeman Colbert  
ILB—Lucius Sanford  
ILB—Mackel Harris  
CB—Jeff Shank  
CB—Donald Patterson  
SS—Lawrence Lowe  
FS—Don Bessillieu  
P—Ted Peeples

## 1978

### Offense

SE—Drew Hill  
LT—Mike Taylor  
LG—Roy Simmons  
C—Scott Simons  
RG—Ben Utt  
RT—Kent Hill  
TE—Donnie Sewell  
QB—Mike Kelley  
FB—Rodney Lee  
TB—Eddie Lee Ivery  
FL—Bucky Shamburger  
K—Johnny Smith

### Defense

OLB—Al Richardson  
DE—Mike Blanton  
NG—Ivey Stokes  
DE—Mark Bradley  
OLB—Mackel Harris  
ILB—Henry Johnson  
ILB—Mike Helm  
CB—Donald Patterson  
CB—Ken Taylor  
SS—Lawrence Lowe  
FS—Don Bessillieu  
P—Jeff Pierce

## 1979

### Offense

SE—Kris Kentera  
LT—David Lutz  
LG—Clint Momon  
C—Scott Simons  
RG—Ben Utt  
RT—Tom Daniel  
TE—George Moore  
QB—Mike Kelley  
FB—Ronny Cone  
TB—Bo Thomas  
FL—Leon Chadwick  
K—Johnny Smith

### Defense

OLB—Al Richardson  
DE—Rick Olive  
NG—Ivey Stokes

DE—Lynwood Volley  
OLB—Lance Skelton  
ILB—Henry Johnson  
ILB—Bill Haley  
CB—Kevin Schmidt  
CB—Ken Taylor  
SS—Mark Sheffield  
FS—Lawrence Lowe  
P—Jeff Pierce

## 1980

### Offense

SE—Marlon Heggs  
LT—Ellis Gardner  
LG—Ken Howell  
C—Mark Schultz  
RG—Ben Utt  
RT—David Lutz  
TE—Glenn Etheridge  
QB—Mike Kelley  
FB—Ronny Cone  
TB—Matt Bryant  
FL—Leon Chadwick  
K—Johnny Smith

### Defense

OLB—Lance Skelton  
DT—Marvin Dyett  
NG—Mark Bradley  
DT—Lynwood Volley  
OLB—Robert Jaracz  
ILB—Duane Wood  
ILB—Steve Mooney  
CB—Ken Taylor  
CB—Ted Thurson  
SS—Mark Sheffield  
FS—Lawrence Lowe  
P—Jeff Pierce

## 1981

### Offense

SE—Kenny Thompson  
LT—Ellis Gardner  
LG—Ken Howell  
C—Dean Waters  
RG—Derek Gwinn  
RT—David Lutz  
TE—Glenn Etheridge  
QB—Mike Kelley  
FB—Ronny Cone  
TB—Robert Lavette  
FL—Jeff Keisler  
K—Ron Rice

### Defense

OLB—Lance Skelton  
DT—Marvin Dyett  
NG—Wally Cawthon  
DT—Mark Bradley  
OLB—Robert Jaracz  
ILB—Duane Wood  
ILB—Rob Horton

CB—Paul Menegazzi  
CB—Ted Thurson  
SS—Mark Sheffield  
FS—Sammy Brown  
P—Jeff Pierce

## 1982

### Offense

SE—Darrell Norton  
LT—Ellis Gardner  
LG—Ken Howell  
C—Dean Waters  
RG—Mark Schultz  
RT—David Lutz  
TE—Gary Wilkins  
QB—Jim Bob Taylor  
FB—Eddie Fortier  
TB—Robert Lavette  
FL—Jeff Keisler  
K—Ron Rice

### Defense

OLB—Dante Jones  
DT—Marvin Dyett  
NG—Donnie Chisholm  
DT—Bobby Hodge  
OLB—Robert Jaracz  
ILB—Duane Wood  
ILB—Rob Horton  
CB—Mike Travis  
CB—Ted Thurson  
SS—Jack Westbrook  
FS—Sammy Brown  
P—Ron Rice

## 1983

### Offense

SE—Darrell Norton  
LT—John Ivmeyer  
LG—Derek Gwinn  
C—Dean Waters  
RG—Tony Kepano  
RT—John Davis  
TE—Ken Whisenhunt  
QB—John Dewberry  
FB—Ronny Cone  
TB—Robert Lavette  
FL—Darryl Wise  
K—Ron Rice

### Defense

OLB—Pat Swilling  
DT—Bobby Hodge  
NG—Donnie Chisholm  
DT—Glenn Spencer  
OLB—Dante Jones  
ILB—Rob Horton  
ILB—Ted Roof  
CB—Mike Travis  
CB—Reginald Rutland  
SS—Jack Westbrook  
FS—Toby Lantz  
P—Ron Rice

# LINEUPS



**GREG LESTER** was a standout receiver on the Jackets' 1990 national championship squad.

## 1984

### Offense

SE—Darrell Norton  
LT—John Ivmeyer  
LG—John Thomas  
C—John Davis  
RG—Tony Kepano  
RT—Pete Blazek  
TE—Ken Whisenhunt  
QB—John Dewberry  
FB—Keith Glanton  
TB—Robert Lavette  
FL—Mike Harrington  
K—David Bell

### Defense

OLB—Pat Swilling  
DT—Glenn Spencer  
NG—Donnie Chisholm  
DT—Ken Parker  
OLB—Dante Jones  
ILB—Ted Roof  
ILB—Jim Anderson  
CB—Mike Travis  
CB—Reginald Rutland  
SS—Cleve Pounds  
FS—Anthony Harrison  
P—Mike Snow

## 1985

### Offense

SE—Gary Lee  
LT—John Ivmeyer  
LG—John Thomas  
C—Andy Hearn  
RG—Sam Bracken  
RT—John Davis  
TE—Robert Massey  
QB—John Dewberry

FB—Malcolm King  
RB—Cory Collier  
FL—Toby Pearson  
K—Thomas Palmer

### Defense

OLB—Pat Swilling  
DT—Ken Parker  
NG—Ivery Lee  
DT—Mark Pike  
BA—Mark Hogan  
ILB—Ted Roof  
ILB—Jim Anderson  
CB—Reginald Rutland  
CB—Mike Travis  
SS—Cleve Pounds  
FS—Anthony Harrison  
P—Mike Snow

## 1986

### Offense

SE—Gary Lee  
LT—Tyrone Sorrells  
LG—Dean Weaver  
C—John Davis  
RG—Eric Bearden  
RT—Mitch Waters  
TE—Robert Massey  
QB—Rick Strom  
FB—Malcolm King  
RB—Cory Collier  
FL—Toby Pearson  
K—David Bell

### Defense

OLB—Paul Jurgensen  
DT—Kyle Ambrose  
NG—Travis Moody  
DT—Steve Mullen  
OLB—Willis Crockett  
ILB—Mark White  
ILB—Rod Stephens  
CB—Reginald Rutland  
CB—Cedric Stallworth  
SS—Andre Thomas  
FS—Anthony Harrison  
P—Sean McDevitt

## 1987

### Offense

SE—Steve Davenport  
LT—Darryl Jenkins  
LG—Dean Weaver  
C—Eric Bearden  
RG—Joe Siffri  
RT—Jessie Marion  
TE—Robert Massey  
QB—Rick Strom  
FB—Malcolm King  
RB—Richard Hills  
FL—Greg Lester  
K—Thomas Palmer

### Defense

OLB—Paul Jurgensen  
DT—Willie Burks  
NG—Ivery Lee  
DT—Sean Smith  
OLB—Willis Crockett  
ILB—Doug Sendobry  
ILB—Eric Thomas  
CB—Cedric Stallworth  
CB—Sammy Lilly  
SS—Jay Martin  
FS—Riccardo Ingram  
P—Sean McDevitt

## 1988

### Offense

SE—Steve Davenport  
LT—Darryl Jenkins  
LG—Scott Beavers  
C—Eric Bearden  
RG—Joe Siffri  
RT—Jessie Marion  
TE—Alonzo Watson  
QB—Todd Rampley  
FB—Nate Kelsey  
RB—Jerry Mays  
FL—Greg Lester  
K—Thomas Palmer

### Defense

OLB—Willis Crockett  
DT—Willie Burks  
NG—Jeff Mathis  
DT—Sean Smith  
OLB—George Malone  
ILB—Rod Stephens  
ILB—Eric Thomas  
CB—Cedric Stallworth  
CB—Kenneth Wilson  
SS—Andre Thomas  
FS—Ken Swilling  
P—Sean McDevitt

## 1989

### Offense

SE—Emmett Merchant  
LT—Darryl Jenkins  
LG—Jim Lavin  
C—Billy Chubbs  
RG—Joe Siffri  
RT—Jessie Marion  
TE—Tom Covington  
QB—Shawn Jones  
FB—Stefen Scotton  
RB—Jerry Mays  
FL—Scotty Barron  
K—Scott Sisson

### Defense

OLB—Marco Coleman  
DT—Willie Burks  
NG—Jeff Mathis

DT—Sean Smith  
OLB—Kevin Salisbury  
ILB—Eric Thomas  
ILB—Jerrelle Williams  
CB—Willie Clay  
CB—Kenneth Wilson  
SS—Thomas Balkcom  
FS—Ken Swilling  
P—Scott Aldredge

## 1990

### Offense

SE—Emmett Merchant  
LT—Darryl Jenkins  
LG—Jim Lavin  
C—Billy Chubbs/Veryl Miller  
RG—Joe Siffri  
RT—Mike Mooney  
TE—Tom Covington  
QB—Shawn Jones  
FB—Stefen Scotton  
RB—William Bell  
FL—Bobby Rodriguez  
K—Scott Sisson

### Defense

OLB—Marco Coleman  
DT—Coleman Rudolph  
NG—Kevin Battle  
DT—Jeremiah McClary  
OLB—Marlon Williams  
ILB—Jerrelle Williams  
ILB—Calvin Tuggle  
CB—Keith Holmes  
CB—Willie Clay  
SS—Thomas Balkcom  
FS—Ken Swilling  
P—Scott Aldredge

## 1991

### Offense

SE—Emmett Merchant  
LT—Mike Mooney  
LG—Kyle Frederick  
C—Billy Chubbs  
RG—Scott Gold  
RT—Russell Freeman  
TE—Tom Covington  
QB—Shawn Jones  
FB—Rodney Wilkerson  
TB—Jimmy Lincoln  
FL—Greg Lester  
K—Scott Sisson

### Defense

OLB—Marco Coleman  
DT—Coleman Rudolph  
NG—Kevin Battle  
DT—Richard Kimsey  
OLB—Marlon Williams  
ILB—Jerrelle Williams  
ILB—Erick Fry  
CB—Curley Day

CB—Willie Clay  
SS—Ken Swilling  
FS—Kevin Peoples  
P—Jason Bender

## 1992

### Offense

SE—Jason McGill  
LT—Jim Kushon  
LG—Gary Brown  
C—Michael Cheever  
RG—Woodie Milam  
RT—Jason Dukes  
TE—Jeff Papushak  
QB—Shawn Jones  
FB—Michael Smith  
TB—Jimmy Lincoln  
FL—Bobby Rodriguez  
K—Scott Sisson

### Defense

OLB—Tom Johnson  
DT—Coleman Rudolph  
NG—Kevin Battle  
DT—Richard Kimsey  
OLB—Marlon Williams  
ILB—Jamal Cox  
ILB—Rodney Wilkerson  
CB—Curley Day  
CB—Lethon Flowers  
SS—Kevin Peoples  
FS—Mike Williams  
P—Jason Bender

## 1993

### Offense

SE—Omar Cassidy  
LT—Gary Brown  
LG—Brian Bravy  
C—Michael Cheever  
RG—Chuck Vernau  
RT—Yoel Molina  
TE—Jeff Papushak  
QB—Donnie Davis  
FB—Jeff Wright  
TB—Dorsey Levens,  
William Bell  
FL—Keenan Walker  
K—Tyler Jarrett

### Defense

OLB—Tom Johnson  
DT—Bill Neuss  
NG—Bryan Baxter  
DT—Richard Kimsey  
OLB—Marlon Williams  
ILB—Jamal Cox  
ILB—Rodney Wilkerson  
CB—Marcus Coleman  
CB—Mike Williams  
SS—David Hendrix  
FS—Mike Dee  
P—Jason Bender

# LINEUPS



**FELIPE CLAYBROOKS** was a defensive end and team captain on Tech's 2000 squad.

## 1994

### Offense

SE—Charlie Simmons  
LT—Curtis McGee  
LG—Brian Bravy  
C—Michael Cheever  
RG—Chuck Vernau  
RT—Jason Dukes  
TE—Jeff Papushak  
QB—Tommy Luginbill  
H-B—Derrick Steagall  
TB—C.J. Williams  
FL—Jason Bender  
K—Chris Leone

### Defense

OLB—Ralph Hughes  
DT—Bill Neuss  
NG—Zach Piller  
DT—Several Players  
OLB—Don Hickson  
ILB—Jamal Cox  
ILB—Rodney Wilkerson  
CB—Nathan Perryman  
CB—Lethon Flowers  
SS—David Hendrix  
FS—Mike Dee  
P—Jason Bender

## 1995

### Offense

SE—Cedric Zachery  
LT—Curtis McGee  
LG—Michael Minter  
C—Michael Cheever  
RG—Ken Celaj  
RT—Jason Dukes  
TE—Grant Baynham  
QB—Donnie Davis  
FB—Charles Wiley

TB—C.J. Williams  
FL—Derrick Steagall, Harvey Middleton  
K—Dave Frakes

### Defense

DE—Ralph Hughes  
DT—Derrick Shepard  
NG—Al Jackson  
DE—Jermaine Miles  
OLB—Jimmy Clements  
ILB—Ron Rogers  
ILB—Keith Brooking  
CB—Nathan Perryman  
CB—Nick Ferguson  
SS—Ryan Stewart  
FS—Mike Dee  
P—Rodney Williams, Keith Weaver

## 1996

### Offense

SE—Harvey Middleton  
LT—Curtis McGee  
LG—Michael Minter  
C—Craig Page  
RG—Ken Celaj  
RT—Steve Jackson  
TE—Grant Baynham  
QB—Joe Hamilton  
FB—Charles Wiley (inj.)  
TB—C.J. Williams  
FL—Mike Sheridan  
K—Brad Chambers, Dave Frakes

### Defense

DE—Ralph Hughes  
DT—Derrick Shepard  
NG—Patrick Bradford  
DE—Jermaine Miles  
OLB—Jimmy Clements

ILB—Ron Rogers  
ILB—Keith Brooking  
CB—Nathan Perryman  
CB—Jason Bostic  
SS—Mike Dee  
FS—Brian Wilkins  
P—Rodney Williams

## 1997

### Offense

SE—Harvey Middleton  
LT—Ken Celaj  
LG—Jason Burks  
C—Craig Page  
RG—Brent Key  
RT—Chris Brown  
TE—Mike Lillie  
QB—Joe Hamilton  
FB—Ed Wilder  
TB—Charles Wiley  
FL—Derrick Steagall  
K—Dave Frakes

### Defense

DE—Ralph Hughes  
DT—Derrick Shepard  
NG—Tony Robinson, Dan Witherspoon  
DE—Jesse Tarplin  
OLB—Delaunta Cameron  
ILB—Ron Rogers  
ILB—Keith Brooking  
CB—Jerry Caldwell  
CB—Jason Bostic  
SS—Travares Tillman  
FS—Brian Wilkins  
P—Rodney Williams

## 1998

### Offense

SE—Dez White  
LT—Chris Brown  
LG—Noah King  
C—Craig Page  
RG—Brent Key  
RT—Jon Carman  
TE—Russell Matvey  
QB—Joe Hamilton  
FB—Ed Wilder  
TB—Charles Wiley (inj.), Joe Burns  
FL—Charlie Rogers  
K—Brad Chambers

### Defense

DE—Nate Stimson  
DT—Merrix Watson  
DT—Tony Robinson, Guenter Kryszon  
DE—Jesse Tarplin  
LB—Delaunta Cameron  
LB—Matt Miller  
LB—Chris Edwards  
CB—Jamara Clark

CB—Jason Bostic  
SS—Jerry Caldwell  
FS—Travares Tillman  
P—Rodney Williams

## 1999

### Offense

SE—Dez White  
LT—Chris Brown  
LG—Jason Burks  
C—Noah King  
RG—Brent Key  
RT—Jon Carman  
TE—Conrad Andrzejewski  
QB—Joe Hamilton  
FB—Ed Wilder  
TB—Sean Gregory (Joe Burns, Phillip Rogers inj.)  
FL—Kelly Campbell  
K—Luke Manget

### Defense

DE—Felipe Claybrooks  
DT—Merrix Watson  
DT—Guenter Kryszon  
DE—Greg Gathers  
LB—Recardo Wimbush  
LB—Ross Mitchell (Matt Uremovich, inj.)  
LB—Chris Edwards  
CB—Jamara Clark, Marvious Hester  
CB—Travares Tillman  
SS—Chris Young  
FS—Jeremy Muyres  
P—Dan Dyke

## 2000

### Offense

WR—Jon Muyres  
LT—Chris Brown  
LG—Raymond Roberts-Blake  
C—David Schmidgall  
RG—Brent Key  
RT—John Bennett  
TE—Russell Matvey  
QB—George Godsey  
FB—Ed Wilder  
TB—Joe Burns  
WR—Kelly Campbell  
K—Luke Manget

### Defense

DE—Nick Rogers  
DT—Merrix Watson  
DT—Tony Robinson  
DE—Greg Gathers  
LB—Recardo Wimbush  
LB—Daryl Smith  
LB—Ather Brown  
CB—Jamara Clark  
CB—Chris Young, Jonathan Cox

SS—Cory Collins, Chris Young  
FS—Jeremy Muyres  
P—Dan Dyke

## 2001

### Offense

WR—Jonathan Smith  
LT—Nat Dorsey  
LG—Leon Robinson  
C—David Schmidgall  
RG—Hugh Reilly  
RT—Jason Kemble  
TE—Russell Matvey  
QB—George Godsey  
WR—Will Glover  
TB—Joe Burns  
WR—Kelly Campbell  
K—Luke Manget

### Defense

DE—Nick Rogers  
DT—Alfred Malone  
DT—Gary Johnson  
DE—Greg Gathers  
LB—Recardo Wimbush  
LB—Daryl Smith  
LB—Keyaron Fox  
CB—Marvious Hester  
CB—Chris Young  
SS—Cory Collins  
FS—Jeremy Muyres  
P—Dan Dyke

## 2002

### Offense

WR—Jonathan Smith  
LT—Nat Dorsey  
LG—Leon Robinson  
C—Hugh Reilly  
RG—Raymond Roberts-Blake  
RT—Kyle Wallace  
TE—Will Heller  
QB—A.J. Suggs  
TB—Tony Hollings (inj.), Gordon Clinkscale  
WR—Will Glover  
WR—Kerry Watkins  
K—Luke Manget

### Defense

DE—Tony Hargrove  
DT—Alfred Malone  
DT—Travis Parker  
DE—Eric Henderson  
LB—Recardo Wimbush  
LB—Daryl Smith  
LB—Keyaron Fox  
CB—Marvious Hester  
CB—Jonathan Cox  
SS—Cory Collins  
FS—Jeremy Muyres  
P—Dan Dyke, Chris Morehouse



# GREAT GAMES



**TWO IN A ROW:** Georgia Tech defeated Georgia on last-second field goals by Brad Chambers (left) in 1998 and by Luke Manget in 1999.



## Tech 51, Georgia 48, OT (11-27-99)

Luke Manget's 38-yard field goal in overtime capped a dramatic ending and lifted 16th-ranked Georgia Tech to a 51-48 victory over No. 20 Georgia. The Bulldogs overcame a 41-24 deficit in the second half and appeared to have the game won in regulation. After Tech tied the game at 48-all on Joe Hamilton's six-yard touchdown pass to Will Glover with 2:37 left, Georgia drove down the field to a first-and-goal at the Tech two-yard line with just 20 seconds on the clock. Rather than try the game-winning field goal, Georgia ran tailback Jasper Sanks up the middle, but Sanks fumbled in the pile, and Tech's Chris Young recovered to force overtime. After Georgia's possession ended with Marvious Hester's interception in the end zone, Tech opted for a 38-yard field goal try on third down. Manget's kick was blocked by Kendrell Bell, but holder George Godsey recovered the ball behind the line of scrimmage and returned it to the UGA 21. That gave Tech another chance on fourth down, and this time Manget's kick was good. The 99 points marked the highest scoring game in the 95-year history of the series, and the two teams combined for 1,104 yards of offense.

## Tech 24, NC State 17 (11-2-02)

Gordon Clinkscale's 14-yard touchdown run with 9:23 to play capped Georgia Tech's fourth-quarter rally as the Yellow Jackets won 24-17 to hand eighth-ranked NC State its first loss. Trailing 17-9 in the fourth quarter, Tech drove 80 yards on nine plays, capped by a two-yard touchdown pass from A.J. Suggs to tight end John Paul Foschi. Suggs then added a two-point conversion pass to Jonathan Smith, who made the key play on the drive with a 28-yard reception when Tech was facing third-and-19 at its own 11. After forcing NC State to go three-and-out, Kelley Rhino's 26-yard punt return to the Wolfpack 22-yard line set up Clinkscale's go ahead touchdown two plays later. The Tech defense made several key plays down the stretch, including a fumble recovery and a fourth-down pass breakup by Reuben Houston and an interception by Jeremy Muires on NC State's final possession.

## Tech 31, Clemson 28 (11-4-00)

George Godsey passed for a school record 454 yards, including the game-winning touchdown to Kerry Watkins with just seven seconds left, to lift Georgia Tech to a 31-28 victory at fourth-ranked Clemson, the highest ranked team that Tech has beaten since knocking off top-ranked Virginia in 1990. Clemson took a 24-21 lead on Brian Mance's 88-yard punt return at the end of the third quarter, but Godsey guided the Yellow Jackets on two 80-yard scoring drives in the final 10 minutes. First he hit Kelly Campbell for a 48-yard touchdown with 6:35 to play. After Clemson went ahead 28-24 on a Willie Simmons-to-Rod Gardner touchdown pass with 1:52 left, Godsey took over at his own 20 and completed seven of 11 passes for 72 yards, capped by a 16-yard touchdown to Watkins, who was knocked down on the play before making a spectacular one-handed catch in the corner of the end zone. Watkins caught four passes for 51 yards on the final drive, while Campbell finished the game with 209 yards receiving on a school record-tying 14 catches. The Tech defense held the Tigers to 354 total yards—138 yards below their average—and 14 points (Clemson had a punt return for a touchdown and a blocked punt that gave them the ball inside the one-yard line). On 14 offensive possessions, Clemson scored twice, and the Tigers ran 64 offensive plays to 97 for Tech.

## Tech 31, North Carolina 24, OT (10-9-99)


Luke Manget's 36-yard field goal with five seconds left forced the first overtime game in Georgia Tech history, and Joe Hamilton scored the winning touchdown on a six-yard run, giving the Rambling Wreck a 31-24 win over North Carolina. After Tech stopped UNC on fourth-and-goal at the two-yard line, the drive for the tying field goal began with just 1:10 on the clock. Hamilton opened the drive with a 36-yard completion to Kelly Campbell, and then on third-and-four from the Tech 40, he hit Campbell for 35 yards down the right sideline to the UNC 25 to set up Manget. After Hamilton's touchdown in overtime, the Jackets held North Carolina on downs.



**KERRY WATKINS** made this spectacular diving touchdown catch with just seven seconds left to give Tech a 31-28 win at fourth-ranked Clemson in 2000.



# GREAT GAMES



**DEJA VU:** *Tech defeated nationally-ranked Virginia teams in 1990 and 1998, both in dramatic fashion by the same 41-38 margin. In 1998, Nate Stimson's sack of Virginia quarterback Aaron Brooks (left) preserved Tech's rally from a 21-point deficit, prompting the goal posts to come down (center). In 1990, Marco Coleman (right, sacking Shawn Moore) helped Tech knock off the No. 1-ranked Cavaliers.*

## Tech 21, Georgia 19 (11-28-98)

Brad Chambers' 35-yard field goal with just two seconds left capped a 14-point fourth-quarter comeback and lifted 17th-ranked Georgia Tech over No. 12 Georgia, 21-19, in Athens for the Jackets' first win over their archrival since 1990. Tech trailed 19-7 when a one-yard touchdown run by Joe Burns and a two-point conversion by quarterback Joe Hamilton made the score 19-15 with 13 minutes to play. Chambers hit a career-long 49-yarder with 5:01 left to pull the Jackets within one, and after Tech stopped the Bulldogs on three plays, Chambers' game-winning field goal capped a 52-yard, 10-play drive.

## Tech 24, Clemson 21 (11-12-98)

Freshman tailback Joe Burns' one-yard run with 1:00 left gave 23rd-ranked Georgia Tech a 24-21 victory at Clemson in an ESPN Thursday night game. Burns' score capped a 57-yard, seven-play drive engineered by quarterback Joe Hamilton, who completed three passes for 53 yards on the drive, including a 28-yard, third-down completion to Charlie Rogers to the Clemson 19. He then connected with Dez White for 15 yards to the four and ran three yards to the one.

## Tech 41, Virginia 38 (10-17-98)

Georgia Tech rallied from a 21-point third-quarter deficit to upend sixth-ranked Virginia, 41-38, on Dez White's 54-yard touchdown reception with 4:40 left at Bobby Dodd Stadium. Tech trailed 38-17 when Delaunta Cameron's 34-yard fumble return, resulting from Nate Stimson's sack of UVA quarterback Aaron Brooks, cut the margin to 38-24 with 3:09 left in the third quarter. After Brad Chambers' 47-yard field goal made it 38-27, Tech quarterback Joe Hamilton hit White for a 35-yard touchdown with 8:13 to play, bringing the Jackets within 38-33. After forcing Virginia to punt, Tech began its game-winning drive at its own 31, and on third-and-seven from the Tech 46, Hamilton found White, who turned a short slant pass into his third touchdown of the game. Tech had to weather a final threat that ended when a 54-yard field goal attempt by Virginia's Todd Braverman fell just short with 21 seconds left. The Jackets forced the long field goal because one play earlier, Stimson wrapped up Brooks and drew an intentional grounding penalty that resulted in a 12-yard loss. White set a school record with 243 yards receiving and Tech won despite being outgained, 600-370.

## Tech 23, Clemson 20 (9-27-97)

Backup kicker Brad Chambers kicked the game-winning, 20-yard field goal with just 1:54 left to lift Tech over 17th-ranked Clemson. The Jackets led for most of the contest until the Tigers tied the score at 20-20 with eight minutes to play. With less than four minutes left, Tech's Harvey Middleton set up the winning score as he returned a punt 21 yards to the Tiger 44, and then on first down, he made a diving 39-yard reception down to the five-yard line.

## Tech 13, Virginia 7 (10-5-96)

Georgia Tech used outstanding special teams and a strong defensive effort that forced five turnovers to upset 12th-ranked Virginia, 13-7. Tech scored all its points in the game's first 20 minutes on a pair of field goals, including a 53-yarder by Dave Frakes, and a touchdown by C.J. Williams, and then held on despite managing only 32 yards of offense in the second half. Rodney Williams punted nine times for a 40-yard average, including a 77-yard blast, and six times pinned the Cavaliers inside the 20. Tech's defense came up with four interceptions and a fourth-quarter stand after the Cavs drove to the Tech 18-yard line in the final minutes.

## Tech 27, NC State 19 (11-11-95)

Backup quarterback Brandon Shaw guided Tech to 21 fourth-quarter points as the Jackets rallied from 13 points down. Tech trailed 19-6 with 2:54 left in the third when starting QB Donnie Davis left with a shoulder injury. Facing third-and-17 from his own eight, Shaw moved Tech down the field in 17 plays, capped by C.J. Williams' five-yard run with 11:24 to play. On State's next possession, Ryan Stewart recovered a fumbled pitch at the NCS 28, and two plays later, Tech went ahead for good on Williams' eight-yard touchdown run with 10:04 left. He added another score, his fourth of the day, at the 4:50 mark.

## Tech 16, NC State 13 (10-3-92)

Scott Sisson's 29-yard field goal on the game's final play, set up by a 54-yard pass from Shawn Jones to Keenan Walker, lifted 23rd-ranked Georgia Tech over No. 21 NC State. Tech had taken over on its own 34-yard line with just 11

# GREAT GAMES

seconds left after State's Steve Videtich missed a potential game-winning 51-yard field goal. Sisson also kicked a 36-yard field goal to tie the score with just 2:27 left in the game.

## Tech 18, Stanford 17 (12-25-91, Aloha Bowl)

Quarterback Shawn Jones scored on a one-yard run with just 14 seconds left and tailback Jimmy Lincoln added the winning points with a two-point conversion run to give Tech an 18-17 win over 17th-ranked Stanford in the Aloha Bowl. Stanford went ahead, 17-10, on Tommy Vardell's second touchdown of the game with 5:50 left in the second quarter, and the score remained that way until the game's final seconds. With 1:57 remaining, Stanford punted to Willie Clay, who fielded the ball at the Tech six and returned it 63 yards to the Cardinal 31, setting up the Jackets' seven-play drive for the win.

## Tech 19, Furman 17 (11-9-91)

Furman held the ball and a 17-16 lead with less than two minutes to play when Tech OLB Marlon Williams sacked Paladin QB Hugh Swilling and caused a fumble that was recovered by Tech's Coleman Rudolph at the Furman 22. Three plays later, Scott Sisson kicked the game-winning, 37-yard field goal with 21 seconds left.

## Tech 24, Virginia 21 (9-19-91)

Scott Sisson beat Virginia on a last-second kick for the second straight year, this time booting a 33-yarder on the game's final play for the 24-21 win. The Cavaliers tied the score on a 19-yard touchdown from Bobby Goodman to Aaron Mundy with just 1:56 left, but Shawn Jones drove Tech 58 yards in 11 plays, hitting a 19-yard pass to Jason McGill to set up Sisson's heroics.

## Tech 6, Virginia Tech 3 (11-10-90)

Scott Sisson kicked two field goals in the final five minutes, including the game-winner from 38 yards out with just eight seconds left to keep the Yellow Jackets undefeated on the road to their 1990 national championship.

## Tech 41, Virginia 38 (11-3-90)

In a game which has been called the greatest in Atlantic Coast Conference history, Tech fell behind the nation's No. 1-ranked team, 28-14, at the half before rallying to win on Scott Sisson's 37-yard field goal with just seven seconds left.



**HARVEY MIDDLETON** set up Brad Chambers' game-winning field goal with this diving catch at the five-yard line in Tech's 1997 win over Clemson.

Tech tied the score at 28-28 in the third quarter on Jerry Gilchrist's 12-yard reverse and Shawn Jones' 26-yard touchdown pass to Emmett Merchant. After Virginia regained the lead on a 63-yard bomb from Shawn Moore to Herman Moore, Tech pulled even again on William Bell's eight-yard touchdown run, and then Sisson put the Jackets ahead, 38-35, with a 32-yard field goal with seven minutes to go. The Cavaliers had a first-and-goal at the one but were forced to settle for a tying field goal with 2:34 left to set the stage for Sisson's heroics.

## Tech 21, Clemson 19 (10-13-90)

Eighteenth-ranked Georgia Tech used Kevin Tisdell's 87-yard kickoff return and a dramatic goal-line stand to knock off 15th-ranked Clemson for its ninth straight win. A pair of Shawn Jones touchdown passes gave Tech a 14-3 halftime lead, but Clemson chipped away with three second half field goals by Chris Gardocki. Tisdell's return set up T.J. Edwards' five-yard touchdown for a 21-12 advantage with 13:53 left. Clemson drove to the Tech one-yard line, but line-backer Calvin Tiggie keyed a goal-line stand on fourth down. The Tigers managed a touchdown two minutes later after recovering a fumble at the Tech 41, and then the Jackets weathered Gardocki's 60-yard field attempt, which fell just short with 59 seconds left.

## Tech 13, Boston College 12 (11-25-89)

Scott Sisson kicked two 35-yard field goals in the final six minutes, including the game-winner with 42 seconds left, as Tech escaped with a 13-12 victory. Sisson's winning field goal capped a nine-play, 56-yard drive keyed by Shawn Jones, who had scrambles of 15 and 10 yards and completed an 18-yard pass to Brent Goolsby on the drive.

## Tech 17, North Carolina 14 (10-21-89)

With Georgia Tech trailing 14-10 and facing third-and-11, Shawn Jones scrambled 30 yards for the winning touchdown with just 51 seconds left. Tech led 10-0 late in the third quarter, but UNC went ahead by recovering a blocked punt in the end zone with 6:35 left.

## Tech 30, Clemson 14 (10-14-89)

Shawn Jones passed for 223 yards and two touchdowns and the Georgia Tech defense forced five turnovers to knock off 14th-ranked Clemson, 30-14, the Tigers' first homecoming loss in 19 years. Jones threw scoring passes of 81 yards to Bobby Rodriguez and eight yards to Jerry Mays, who also rushed for 97 yards and a score. Tech's defense had two interceptions, two fumble recoveries and a blocked field goal while holding the Tigers to 111 yards rushing.

## Tech 28, Maryland 24 (10-7-89)

Shawn Jones threw four touchdown passes, three of them in the third quarter, as Georgia Tech overcame deficits of 14-0 and 21-7 to snap a 16-game ACC losing streak. Tech fell behind 14-0 before getting on the board with a touchdown just 18 seconds before halftime. Maryland regained its 14-point lead with a score early in the third quarter before Jones tossed three touchdowns in an eight-minute span, two of them to tight end Tom Covington.

## Tech 34, South Carolina 0 (10-15-88)

Andre Thomas grabbed two of Georgia Tech's four interceptions, returning one 51 yards for a touchdown, as the Yellow Jackets stunned eighth-ranked South Carolina, 34-0, at Bobby Dodd Stadium. Thomas was named the national Defensive Player of the Week by *Sports Illustrated* and *The Sporting News*. Jerry Mays rushed for 130 yards and Stefen Scotton scored two touchdowns on the ground. Quarterback Todd Rampley completed 14 of 22 passes for 170 yards, including a 12-yard touchdown to Steve Davenport.

# GREAT GAMES



**WINNING EASLEY:** *Tech players, including John Dewberry (#11) celebrate as Chuck Easley crosses the goal line with 33 seconds left. Tech defeated 12th-ranked Clemson, 28-21, in 1984 to end the Tigers' 20-game ACC winning streak.*

## Tech 20, Georgia 16 (11-30-85)

Gary Lee's electrifying 95-yard kickoff return proved to be the game-winning play as Georgia Tech downed archrival and 20th-ranked Georgia on a foggy night at Grant Field. Tech jumped out to early leads of 3-0 and 10-3 before watching the Bulldogs dominate the second and third quarters by piling up 341 yards rushing. But after Georgia took a 16-10 lead with a field goal, Lee authored the game-winning play on the ensuing kickoff. Taking the ball at the five, the junior speedster raced down the East sideline and, after a crucial block from Damian Burke, sped untouched into the end zone for a 17-16 advantage with 4:25 left in the third quarter. The Jackets added insurance on David Bell's 46-yard field goal, but the game was not decided until Tech linebacker Jim Anderson recovered a fumble by UGA quarterback James Jackson at midfield in the closing minute.

## Tech 17, Michigan State 14 (12-31-85, All-American Bowl)

Malcolm King, who rushed for 122 yards, scored the winning touchdown on a five-yard run with 1:50 left. With four players suspended, including starting QB John Dewberry and starting SE Gary Lee, Tech trailed 14-7 until David Bell's 40-yard field goal with 7:08 in the game cut the deficit to 14-10. The winning drive, covering 42 yards in eight plays, was set up when Tech's Pat Swilling recovered a fumble by Spartan tailback Lorenzo White at the MSU 42.

## Tech 28, Clemson 21 (9-29-84)

Fullback Chuck Easley's one-yard plunge with just 33 seconds left capped a nine-play, 54-yard drive—all on the ground—to lift 18th-ranked Tech to a 28-21 upset of 12th-ranked Clemson, ending the Tigers' 20-game ACC winning streak. Tech led 21-0 at the half, but Clemson stormed back to tie the score with 10 minutes to play.

## Tech 24, Alabama 21 (9-12-81)

Robert Lavette scored the winning touchdown on a two-yard run with just 3:57 left as Tech shocked fourth-ranked Alabama in the season opener at Legion Field in Birmingham. Alabama led 10-0 and 13-7 early and took a 21-14 into the fourth quarter before Ron Rice's 28-yard field goal brought Tech within 21-17. The winning drive covered 80 yards, keyed by a 54-yard completion on third down from Mike Kelley to Ken Whisenhunt. Alabama's 50-yard field goal attempt on the game's final play fell short.

## Tech 3, Notre Dame 3 (11-8-80)

In the second of three matchups with No. 1-ranked teams in 1980, Georgia Tech shocked top-ranked Notre Dame with a 3-3 tie at Grant Field. Freshman quarterback Ken Whisenhunt's 23-yard completion to Jeff Keisler set up Johnny Smith's 39-yard field goal with 6:11 left in the second quarter. Late in the game, Notre Dame's Stacey Toran intercepted Ted Peebles' pass and the Irish moved downfield for Harry Oliver's game-tying field goal with just 4:44 left to play.

## Tech 6, South Carolina 3 (10-7-78)

Johnny Smith's 34-yard field goal with just 57 seconds left gave Tech a 6-3 win. With the score tied at 3-3, Tech took over with 4:55 to play and covered 53 yards in nine plays to set up the winning kick.

## Tech 23, Notre Dame 14 (11-6-76)

With quarterback Gary Lanier directing Tech's wishbone attack, the Jackets knocked off 11th-ranked Notre Dame, 23-14, without throwing a single pass. Tech trailed 14-3 late in the first half when Drew Hill's 46-yard reverse set up a score by Lanier. In the second half, the Jackets held Notre Dame to just 21 yards rushing while scoring 13 unanswered points. David Sims led Tech with 122 yards and two touchdowns, while Eddie Lee Ivery added 81 yards rushing.

## Tech 29, North Carolina 28 (10-12-74)

Adrian Rucker scored from seven yards out with just 36 seconds left and then Rudy Allen hit Jimmy Robinson for the two-point conversion to give Georgia Tech a 29-28 victory over North Carolina at Grant Field. The Tar Heels had gone ahead on Chris Kupec's five-yard touchdown with 2:34 to play, but Randy Rhino returned the kickoff 57 yards and then Allen completed three straight passes to Robinson for a first down at the UNC seven with 43 seconds left. David Sims, who rushed for 134 yards on 15 carries, scored twice and fullback Jimmy Murray added another touchdown to give Tech a 21-14 lead, before UNC answered with a touchdown run by Kupec to knot the score at 21-21.

## Tech 31, Iowa State 30 (12-18-72, Liberty Bowl)

Tech trailed 14-3 after one quarter and 21-17 at the half before taking a 24-21 lead on a 22-yard pass from Jim Stevens to Rob Healy with seven minutes left in the third quarter. After Iowa State tied the game with a field goal, Stevens tossed the game-winning touchdown, a three-yard completion to Kevin McNamara with 11:28 to play. Iowa State had a chance to win the game, however, after recovering Stevens' errant pitch and then driving 33 yards for a touchdown with 1:36 left. But the Cyclones failed on the two-point conversion, and Tech's Mark Fields recovered the ensuing onside kick.

## Tech 21, Michigan State 16 (9-23-72)

Georgia Tech quarterback Eddie McAshan threw for 239 yards and two touchdowns, including a 77-yard touchdown strike to flanker Jimmy Robinson on Tech's first play of the game, to lead the Yellow Jackets to a 21-16 victory at 18th-ranked Michigan State. McAshan, who completed 16 of 26 passes, also hit Robinson for a 36-yard touchdown that gave Tech a 21-3 lead at the end of the third quarter. The Spartans fought back with a pair of fourth-quarter touchdowns and were driving for another score when all-America cornerback Randy Rhino ended the threat with an interception at the Tech 14.

## Tech 17, Baylor 10 (9-27-69)

Tech scored the winning touchdown on a 21-yard pass from Charlie Dudish to Steve Harkey with just 44 seconds left. With the game tied at 10, an interception by David Polk gave Tech possession at its own 46-yard line with 1:37 to play, and six plays later the Jackets scored. Baylor then drove into Tech territory but Jeff Ford sealed the win with an interception at the Tech 11.

# GREAT GAMES



**JACK WILLIAMS** scored Tech's only touchdown in the Yellow Jackets' 6-0 victory over Georgia in 1969. Bubba Hoats had three interceptions in the game.



quarter when Billy Lothridge bobbled the snap on a punt and was ruled down at the nine-yard line. Four plays later, Cotton Clark's two-yard touchdown made the score 7-6 with 5:31 to play. Alabama elected to go for two, but end Jack Hurlbut was tackled by McNames and Ed Griffin. After the Tide recovered the on-sides kick at the Tech 33, Namath's first pass was intercepted by Frank Sexton, who returned it to the Alabama 42, where his fumble was recovered by the Tide. Namath moved his team to a first down at the Tech 14 with less than two minutes to play. Rather than set up a field goal, Namath threw for the end zone and his pass was picked off by Don Toner with 1:05 left, preserving Tech's first win over a Bear Bryant-coached Alabama team.

## Tech 6, Georgia 0 (11-29-69)

Jack Williams sneaked over from one-yard out for the game's only touchdown in the second quarter as Georgia Tech upset bowl-bound Georgia at Grand Field, Tech's first shutout of the Bulldogs since 1956. Jeff Ford ended Georgia's only serious scoring threat with an interception in the end zone with six minutes left, while Bubba Hoats tied the Tech record with three interceptions.

## Tech 23, Tulane 19 (10-26-68)

Jack Williams hit Kenny Bounds for a seven-yard touchdown pass with just 45 seconds left as the Jackets overcame Tulane's 12-point rally in the final six minutes. Tech led 16-7 late in the game but the Green Wave drove 80 yards for a touchdown with 2:52 left and then recovered the ensuing onside kick at the Tech 44, leading to the go-ahead touchdown and a 19-16 lead with just 1:59 to play before the Jackets began their winning drive at the Tulane 23.

## Tech 21, Auburn 20 (10-19-68)

Tech trailed 14-0 at the end of the first quarter and 20-14 at the end of three quarters before scoring the winning touchdown on a three-yard run by Kenny Bounds with six minutes left. The Jackets withstood Auburn's 29-yard field goal attempt with 57 seconds left.

## Tech 6, Tennessee 3 (10-8-66)

Bunky Henry's two second-quarter field goals, including a career-long 41-yarder, proved to be the difference as ninth-ranked Georgia Tech knocked off No. 8 Tennessee, 6-3, in a nationally televised contest at Grant Field. After Tennessee kicker Gary Wright gave the Volunteers the early lead with a 27-yard field goal, John Sias returned the kickoff 49 yards and then Tech quarterback Kim King, who was named National Player of the Week, hit three passes to Steve Almond down to the UT seven to set up Henry's first field goal from 22 yards out. On the Vols' next possession, linebacker W.J. Blane intercepted a pass at the UT 45 and returned it to the 32, leading to Henry's second field goal. Blane preserved the victory with his second interception of the day at the Tech 23-yard line with two minutes to play. Tech won despite being outgained, 244-127 yards.

## Tech 7, Alabama 6 (11-17-62)

In a classic showdown that head coach Bobby Dodd called his greatest victory, underdog Georgia Tech ended top-ranked Alabama's 26-game unbeaten streak with a hard-fought, 7-6, victory before 52,971 fans at Grant Field, at the time an Atlanta record for football attendance. Tech dominated the first half, taking a 7-0 lead on Mike McNames nine-yard touchdown run with 4:22 in the second quarter while allowing the Crimson Tide to cross midfield just once. McNames had set up his score by intercepting a Joe Namath pass and returning it 26 yards to the Alabama 14. The Tide managed its only score in the fourth

## Tech 14, Tennessee 7 (11-5-60)

Billy Williamson's 93-yard kickoff return late in the first quarter gave Georgia Tech the lead for good and the Rambling Wreck defense made it stand up as Tech recorded a 14-7 upset over eighth-ranked Tennessee at Grant Field. The Jackets returned a Tennessee punt 26 yards to the 16-yard line, and on the next play, halfback Chick Graning found the end zone for a 7-0 lead. After the Vols tied the score, Williamson's return gave the Jackets a lead they would not relinquish. Led by Billy Shaw and Larry Stallings the Tech defense limited the Vols to just 58 yards in total offense over the final three quarters of play and only 139 yards for the game.

## Tech 16, SMU 12 (9-26-59)

Quarterback Fred Braselton passed for 73 yards and two touchdowns and rushed for 59 more to lead 16th-ranked Georgia Tech to a 16-12 victory over sixth-ranked SMU at Grant Field. With Tech trailing 12-7, Braselton set up the winning score with a 33-yard run and then hit Fred Murphy for a 10-yard scoring pass to put the Jackets ahead for good at 13-12 late in the third quarter.

## Tech 17, Baylor 14 (1-1-52, Orange Bowl)

Pepper Rodgers' six-yard field goal with 2:56 left in the game broke a 14-14 tie to give Tech a 17-14 victory over Baylor in the Orange Bowl. The Yellow Jackets had tied the game on a touchdown pass from Darrell Crawford to Buck Martin with six minutes to play.



**ORANGE CRUSH:** Pepper Rodgers kicks the winning field goal with 2:56 left to give Tech a 17-14 victory over Baylor in the 1952 Orange Bowl.

# COACHING HISTORY

## GEORGIA TECH HEAD COACHES



**BOSS ROSS:** *Bobby Ross was the head coach of Tech's 1990 national championship team.*

Chan Gailey is the 11th full-time football coach in school history. Prior to 1904, when John Heisman became the school's first permanent head coach, the team was "coached" by professors, interested townspeople or one of the players.

Professor Ernest E. West, a Naval College graduate, directed Tech's first football team in 1892. In 1893 and '94, the squad was coached by volunteers Frank O. Spain, a Mathematics professor, and Lt. Leonard Wood (who later became famous as the colonel in command of Roosevelt's Rough Riders and as Governor General of Cuba), then stationed at Ft. McPherson in Atlanta. The rules were rather lax in those days, so Spain and Wood also played on the team.

The next volunteer coach of record was R.B. "Cow" Nalley in 1898, a "Mr. Collier" in 1899, Dr. Cyrus W. Strickler in 1901, and John McKee in 1902.

Coach .....	Tenure .....	Years .....	Record .....	Pct. ....
John Heisman .....	1904-1919	16	102-29-7	.779
William Alexander .....	1920-1944	25	134-95-15	.580
Bobby Dodd .....	1945-1966	22	165-64-8	.713
Bud Carson .....	1967-1971	5	27-27-0	.500
Bill Fulcher .....	1972-1973	2	12-10-1	.543
Franklin "Pepper" Rodgers .....	1974-1979	6	34-31-2	.522
Bill Curry .....	1980-1986	7	31-43-4	.423
Bobby Ross .....	1987-1991	5	31-26-1	.543
Bill Lewis .....	1992-1994	3	11-19	.367
George O'Leary (3 games as interim in 1994) .....	1994-2001	7	52-33	.612
Mac McWhorter (Interim) .....	2001	—	1-0	1.000
Chan Gailey .....	2002-present	1	7-6	.538

## ALL-TIME ASSISTANT COACHES

**John Anselmo:** 1995-97 Defensive Backs  
**Warner Alford:** 1968 Jayvee team; 1969-70 Defense  
**Brian Baker:** 1987-94 Outside Linebackers; 1995 Defensive Coordinator/Outside Linebackers  
**George Barclay:** 1967 Defense  
**Marvin Bass:** 1960 Defensive Coordinator  
**Maxie Baughan:** 1972 Defensive Coordinator; 1973 Assistant Head Coach/ Linebackers  
**John Bell:** 1954-56 Freshman Coach; 1959 Head Freshman Coach; 1960-65 Offense  
**Richard Bell:** 1964-67 Defense  
**Buddy Bennett:** 1973 Defensive Backs  
**Jess Berry:** 1960-67 B-Team Coach  
**Dick Bestwick:** 1967 Offensive Coordinator/Offensive Line; 1968 Defensive Coordinator/Linebackers; 1969-71 Assistant Head Coach/Freshman Coach; 1972-73 Freshman/JV Coach; 1974-75 Offensive Line  
**Ken Blair:** 1974-75 Defensive Coordinator; 1976 Offensive Ends; 1977-79 Outside Linebackers; 1980-81 Defensive Coordinator  
**Bob Bossons:** 1951 Head Freshman Coach; 1952-56 Head B-Team Coach  
**Dave Braine:** 1974-75 Assistant Defensive Coach  
**Chuck Bresnahan:** 1989-91 Inside Linebackers  
**Franklin Brooks:** 1972 Assistant Defensive Coach; 1973-74 Assistant Offensive Coach; 1975 Assistant Defensive Coach; 1976 Assistant Offensive Coach

**Frank Broyles:** 1951-56 Backfield Coach, Head Offensive Coach  
**Samuel Burke:** 1970 Freshman Coach  
**Rusty Burns:** 1992-93 Quarterbacks; 1994 Wide Receivers  
**Jim Carlen:** 1958-60 Freshman Coach; 1961-65 Defense  
**Chris Carpenter:** 1969-71 Offense  
**Bud Carson:** 1966 Defensive Coordinator  
**Bud Casey:** 1972-73 Receivers; 1974 Defensive Coordinator; 1975 Offensive Coordinator; 1976-77 Running Backs  
**Craig Casson:** 1994 Tight Ends/Special Teams  
**Mike Cassity:** 1992-93 Defensive Coordinator/Defensive Backs  
**Bob Casullo:** 1995-97 Running Backs/Special Teams; 1998 Special Teams/Defensive Ends  
**Russell Charles:** 1975-76 Assistant Offensive Coach  
**Andy Christoff:** 1986 Defensive Backs  
**Ron Cobb:** 1976-77 Defensive Line  
**Arthur "Tonto" Coleman:** 1952-60 Defensive Ends and Outside Linebackers  
**Geoff Collins:** 2001 Tight Ends  
**Keith Colson:** 1983 Wide Receivers; 1984-85 Defensive Backs; 1986 Rovers & Bandits  
**Romeo Crennel:** 1980 Defensive Line  
**Danny Crossman:** 1999-00 Defensive Ends/Special Teams; 2001 Defensive Backs/Special Teams  
**Gary Crowton:** 1994 Co-Offensive Coordinator/ Quarterbacks

**Bill Crutchfield:** 1968-69 Offensive Coordinator  
**Bob Cummings:** 1957-58 B-Team Coach  
**Bill Curry:** 1976 Offensive Line  
**Joe D'Alessandris:** 2002 Offensive Line  
**Arthur Davis:** 1961-62 Head Freshman Coach  
**Mike Dean:** 1980-82 Defensive Backs  
**Rex Dockery:** 1972 Offensive Line  
**Bobby Dodd:** 1931-1944 Assistant Coach  
**Dan Dorazio:** 1982-83 Offensive Line  
**Randy Edsall:** 1998 Defensive Coordinator/Defensive Backs  
**Ray Ellis:** 1945 Line Coach; 1946-49 Assistant Head Coach  
**Ed Emory:** 1978-79 Defensive Line  
**Jon Fabris:** 1980 Assistant Defensive Coach  
**Dave Fagg:** 1974 Offensive Coordinator; 1975 Assistant Defensive Coach; 1976-78 Quarterbacks  
**Paul Ferraro:** 1999-00 Defensive Backs  
**Dub Fesperman:** 1966 Defense; 1967 Defensive Coordinator  
**Jack Fligg:** 1964-65 Head Freshman Coach; 1984-86 Offensive Line/Tackles/Tight Ends  
**Bobby Franklin:** 1967 Freshman Coach  
**Robbie Franklin:** 1973-75 Offensive Line  
**Ralph Friedgen:** 1987-91, 1997-00 Offensive Coordinator/Quarterbacks  
**Bill Fulcher:** 1963 Freshman Coach; 1966 Defense; 1967 Freshman Coach; 1969 Offense  
**Marty Galbraith:** 1992-93 Tackles/Tight Ends

# COACHING HISTORY

Jerry Glanville: 1968 Freshman Coach; 1969-74 Defense  
 Cary Godette: 1992-93 Defensive Line  
 Billy Goodloe: 1959-66 Assistant Coach  
 Ray Graves: 1947-56 Head Line Coach; 1957-59 Assistant Head Coach  
 Jack Griffin: 1954-56 Offensive Ends; 1957-66 Offensive Coordinator; 1967-71 Offensive Assistant, Assistant Head Coach  
 Johnny Griffith: 1964-66 B-Team  
 Al Guy: 1976 Defensive Backs  
 John Guy: 1981-82 Defensive Line; 1983-84 Outside Linebackers; 1985-86 Defensive Ends  
 H.B. "Bo" Hagan: 1951 Assistant Freshman Coach; 1952-53 Head Freshman Coach  
 Brick Haley: 2002 Linebackers  
 Les Hanly: 1978-79 Offensive Line  
 Tim Harkness: 1983 Tight Ends/Receivers  
 Mark Hendrickson: 1985-86 Receivers, J.V. Coach; 1987-91 Tight Ends, Special Teams  
 Jim Higdon: 1974 Assistant  
 Stan Hixon: 1995-99 Wide Receivers  
 Jeff Hollis: 1982 Offensive Line  
 Mark Hunter: 1980-81 Offensive Line  
 Willie Hunter: 1977 Offensive Line  
 Dave Huxtable: 1992-95 Inside Linebackers; 1996-97 Defensive Coordinator/Inside Linebackers  
 Richard Inman: 1957-58, B-Team Coach; 1959-65 Defense  
 Richard Jones: 1948 Head Freshman Coach; 1950-51 Assistant Line Coach  
 Bill Jordan: 1950 End Coach  
 Dwight Keith: 1942 Freshman Coach; 1945-50 Backfield; 1951 B-Team Coach  
 David Kelly: 2000-01 Wide Receivers  
 James "Spec" Landrum: 1956-67 Recruiting  
 Rick Lantz: 1982-83 Defensive Coordinator  
 Al Lavan: 1977 Receivers, 1978 Running Backs  
 Lamar Leachman: 1968 Offense; 1969-70 Defense; 1971 Defensive Coordinator  
 Bill Lewis: 1971-72 Defensive Backs  
 Don Lindsey: 1984-86 Defensive Coordinator, Assistant Head Coach  
 Jim Luck: 1955-73 Assistant B-Team Coach  
 Sam Lyle: 1951-53 Assistant Coach  
 George Manning: 1947 Assistant B-Team Coach; 1948 Line  
 Doug Marrone: 1996 Tight Ends; 1997-99 Offensive Line  
 Roy McArthur: 1934-41 B-Team Coach; 1947-50 B-Team Coach  
 Peter McCarty: 2001 Defensive Tackles  
 Jeff McLean: 1980-81 Running Backs  
 John McKenna: 1966 Freshman Coach  
 Mac McWhorter: 1980 Wide Receivers; 1981-84 Offensive Line; 1985-86 Assistant Head Coach Operations; 2000 Offensive Line; 2001 Offensive Line/Assistant Head Coach; 2001 Interim Head Coach  
 Bob Miller: 1941 Assistant B-Team Coach; 1942-45 Line; 1946-55 Assistant B-Team Coach  
 John Misciagna: 1989 Tight Ends  
 Curtis Modkins: 2002 Defensive Backs  
 Tom Moore: 1970-71 Offense  
 Larry New: 1983-86 Defensive Line; 1995-97 Defensive Line/Assistant Head Coach



**HEAD COACH BOBBY DODD** (with clipboard) with the staff of Tech's 1952 national championship team, from left, Sam Lyle, Ray Graves, Lewis Woodruff, Tonto Coleman, Frank Broyles, Whitey Urban and Buck Andel.

Patrick Nix: 2002 Running Backs  
 Greg Nord: 1992-94 Running Backs  
 Bill O'Brien: 1998 Running Backs; 1999-00 Running Backs/Recruiting Coordinator; 2001-02 Offensive Coordinator/Quarterbacks  
 George O'Leary: 1987-91, 1994, Defensive Coordinator/Defensive Line  
 Steve Ortmayer: 1974 Offense  
 Bill Pace: 1973 Offensive Coordinator  
 Dwain Painter: 1982-86 Offensive Coordinator  
 Joe Pittard: 1943-70 Assistant B-Team, Freshman Coach  
 Chuck Priefer: 1987-91 Defensive Backs  
 Tommy Raye: 2002 Special Teams  
 Floyd Reese: 1974 Defense  
 Charlie Rizzo: 1987-88 Inside Linebackers  
 Jimmy Robinson: 1987-89 Wide Receivers  
 Tommie Robinson: 2002 Wide Receivers  
 Ted Roof: 1998 Linebackers; 1999-01 Defensive Coordinator/Linebackers  
 Brad Roper: 1980-81 Tight Ends  
 Bob Sanders: 1978 Defensive Line  
 Rip Scherer: 1980 Quarterbacks; 1981 Offensive Coordinator; 1982-83 Running Backs; 1984 Assistant Head Coach-Operations; 1986 Assistant Head Coach-Offense  
 Steve Shankweiler: 1992-94, Offensive Coordinator/Offensive Line  
 Steve Sloan: 1972 Offensive Coordinator  
 Danny Smith: 1987-91 Running Backs; 1992-93 Assistant Head Coach/Wide Receivers; 1994 Assistant Head Coach/Defensive Backs  
 Rick Smith: 1977 Jayvee Coach & Assistant Defensive Coach; 1982-85 Defensive Backs

Glenn Spencer: 2001 Running Backs; 2002 Defensive Line  
 Steve Spurrier: 1979 Quarterbacks  
 Dave Sollazzo: 1999-00, Defensive Line  
 Terry Strock: 1990-91 Wide Receivers  
 Eric Taggart: 1976 Jayvee Coach  
 Charlie Tate: 1957-58 Freshman Coach; 1959-60 Offense; 1961-63 Defensive Coordinator  
 Jon Tenuta: 2002 Defensive Coordinator  
 Bob Thalman: 1967-68 Defense  
 Lance Thompson: 1995 Tight Ends/Recruiting Coordinator; 1996-97 Defensive Ends/Recruiting Coordinator; 1998 Defensive Line/Recruiting Coordinator; 2001 Defensive Ends/Recruiting Coordinator  
 Larry Travis: 1977 Offensive Line; 1978-80 Offensive Coordinator, Offensive Line  
 Terry Tuley: 1978-79 Receivers; 1980 Running Backs; 1981 Receivers  
 A.G. "Whitey" Urban: 1951-59 Offensive Line  
 Norm Van Brocklin: 1979 Running Backs  
 Pat Watson: 1987-91 Offensive Line; 1995-96 Offensive Coordinator/Offensive Line  
 Jack Westbrook: 1977 Defensive Backs; 1978-79 Defensive Coordinator, Defensive Backs  
 Eric Wilcox: 1970 Freshman Coach  
 Bob Williams: 1972-73 Defensive Line  
 Jack Williams: 1972-73 Running Backs  
 Billy Williamson: 1968-71 Defense  
 Barry Wilson: 1977-82 Inside Linebackers  
 Eddie Wilson: 1995-96 Quarterbacks; 1997-00, Tight Ends  
 Chip Wisdom: 1985-86 Running Backs  
 Carl Wise: 1957-58 Offensive Backfield  
 Lewis Woodruff: 1947-50 Freshman Coach; 1951-60 Defensive Backfield; 1961-67 Offensive Backfield

# YEAR-BY-YEAR RECORDS

Year	Overall	Conf Record/Place	Bowl
1892	0-3		
1893	2-1-1		
1894	0-3		
1895	No Team		
1896	1-1-1		
1897	0-1		
1898	0-3		
1899	0-5		
1900	0-4		
1901	4-0-1		
1902	0-6-2		
1903	2-5		
<b>JOHN HEISMAN (102-29-7, 16 years)</b>			
1904	8-1-1		
1905	6-0-1		
1906	5-3-1		
1907	4-4		
1908	6-3		
1909	7-2		
1910	5-3		
1911	6-2-1		
1912	5-3-1		
1913	7-2		
1914	6-2		
1915	7-0-1		
1916	8-0-1	SIAA Champions	
1917	9-0	SIAA Champions • <i>National Champions</i>	
1918	6-1	SIAA Co-Champions	
1919	7-3		
<b>WILLIAM ALEXANDER (134-95-15, 25 years)</b>			
1920	8-1	SIAA Co-Champions	
1921	8-1	SIAA Co-Champions	
1922	7-2	4-0 SC (Co-Champions)	
1923	3-2-4	1-0-4 SC	
1924	5-3-1	3-2-1 SC	
1925	6-2-1	4-1-1 SC	
1926	4-5	4-3 SC	
1927	8-1-1	7-0-1 SC (Co-Champions)	
1928	10-0	7-0 SC (Champions) <i>Co-National Champions</i>	Rose Bowl (W)
1929	3-6	3-5 SC	
1930	2-6-1	2-4-1 SC	
1931	2-7-1	2-4-1 SC	
1932	4-5-1	4-4-1 SC	
<i>Georgia Tech becomes charter member of Southeastern Conference</i>			
1933	5-5	2-5 SEC/11th	
1934	1-9	0-6 SEC/11th	
1935	5-5	3-4 SEC/8th	
1936	5-5-1	3-3-1 SEC/T-6th	
1937	6-3-1	3-2-1 SEC/6th	
1938	3-4-3	2-1-3 SEC/5th	
1939	8-2	6-0 SEC/T-1st (Co-Champions)	Orange Bowl (W)
1940	3-7	1-5 SEC/12th	
1941	3-6	2-4 SEC/9th	
1942	9-2	4-1 SEC/T-2nd	Cotton Bowl (L)
1943	8-3	3-0 SEC/1st (Champions)	Sugar Bowl (W)
1944	8-3	4-0 SEC/1st (Champions)	Orange Bowl (L)

## GEORGIA TECH'S CHAMPIONSHIPS

*National Championships*

**1917 • 1928 • 1952 • 1990**

*Conference Championships*

**SIAA (5)**

**1916 • 1917 • 1918 • 1920 • 1921**

**Southern Conference (3)**

**1922 • 1927 • 1928**

**Southeastern Conference (5)**

**1939 • 1943 • 1944 • 1951 • 1952**

**Atlantic Coast Conference (2)**

**1990 • 1998**

### BOBBY DODD (165-64-8, 22 years)

1945	4-6	2-2 SEC/T-5th	
1946	9-2	4-2 SEC/4th	Oil Bowl (W)
1947	10-1	4-1 SEC/2nd	Orange Bowl (W)
1948	7-3	4-3 SEC/5th	
1949	7-3	5-2 SEC/4th	
1950	5-6	4-2 SEC/5th	
1951	11-0-1	7-0 SEC/1st (Champions)	Orange Bowl (W)
1952	12-0	6-0 SEC/1st (Champions) <i>Co-National Champions</i>	Sugar Bowl (W)
1953	9-2-1	4-1-1 SEC/2nd	Sugar Bowl (W)
1954	8-3	6-2 SEC/2nd	Cotton Bowl (W)
1955	9-1-1	4-1-1 SEC/ 3rd	Sugar Bowl (W)
1956	10-1	7-1 SEC/2nd	Gator Bowl (W)
1957	4-4-2	3-4-1 SEC/8th	
1958	5-4-1	2-3-1 SEC/T-8th	
1959	6-5	3-3 SEC/7th	Gator Bowl (L)
1960	5-5	4-4 SEC/7th	
1961	7-4	4-3 SEC/T-4th	Gator Bowl (L)
1962	7-3-1	5-2 SEC/4th	Bluebonnet Bowl (L)
1963	7-3	4-3 SEC/6th	

*Georgia Tech leaves Southeastern Conference*

1964	7-3		
1965	7-3-1		Gator Bowl (W)
1966	9-2		Orange Bowl (L)

### BUD CARSON (27-27, 5 years)

1967	4-6		
1968	4-6		
1969	4-6		
1970	9-3		Sun Bowl (W)
1971	6-6		Peach Bowl (L)

### BILL FULCHER (12-10-1, 2 years)

1972	7-4-1		Liberty Bowl (W)
1973	5-6		

# YEAR-BY-YEAR RECORDS

## PEPPER RODGERS (34-31-2, 6 years)

1974	6-5	
1975	7-4	
1976	4-6-1	
1977	6-5	
1978	7-5	Peach Bowl (L)
1979	4-6-1	

## BILL CURRY (31-43-4, 7 years)

1980	1-9-1	
1981	1-10	
1982	6-5	
<i>Georgia Tech becomes eligible for ACC Title (joined in 1979)</i>		
1983	3-8	3-2 ACC/3rd
1984	6-4-1	2-2-1 ACC/5th
1985	9-2-1	5-1 ACC/2nd
1986	5-5-1	3-3 ACC/4th

## BOBBY ROSS (31-26-1, 5 years)

1987	2-9	0-6 ACC/8th
1988	3-8	0-7 ACC/8th
1989	7-4	4-3 ACC/T-4th
1990	11-0-1	6-0-1 ACC/1st (Champions) National Champions
1991	8-5	5-2 ACC/T-2nd

## BILL LEWIS (11-19, 3 years)

1992	5-6	4-4 ACC/T-4th
1993	5-6	3-5 ACC/6th
1994 <sup>1</sup>	1-10	0-8 ACC/9th

## GEORGE O'LEARY (52-33, 7 years)

1995	6-5	5-3 ACC/4th
1996	5-6	4-4 ACC/5th
1997	7-5	5-3 ACC/T-3rd
1998	10-2	7-1 ACC/T-1st (Co-Champions)
1999	8-4	5-3 ACC/T-2nd
2000	9-3	6-2 ACC/T-2nd
2001 <sup>2</sup>	8-5	4-4 ACC/T-4th

## CHAN GAILEY (7-6, 1 year)

2002	7-6	4-4 ACC/T-5th
------	-----	---------------

1—George O'Leary served as interim head coach for final three games

2—Mac McWhorter served as interim head coach for the Seattle Bowl

## NATIONAL CHAMPIONSHIP RECOGNITION

*Georgia Tech has won four national championships. Tech's four titles are by virtue of a national wire service (1952 & 1990) or by consensus of polls available at the time (1917 & 1928).*

*Tech's undefeated 1951 squad did not win a wire service title (Tennessee won the AP and UPI crowns), but the Jackets, along with Illinois, earned national championship recognition by the Boand System. William Boand of Tucson, Ariz., developed a mathematical formula that was published in newspapers from 1930-60.*

*Tech's 1951 and 1956 teams also earned national championship recognition by the Berryman system, a mathematical formula developed by Clyde Berryman of Washington, D.C. in 1990. Berryman named predated national champions from 1940-89.*

## TECH IN THE FINAL POLLS

Year	Record	AP	UPI	TSN	USA Today
1939	8-2	16	—	—	—
1942	9-2	5	—	—	—
1943	8-3	13	—	—	—
1944	8-3	13	—	—	—
1946	9-2	11	—	—	—
1947	10-1	10	—	—	—
1951	11-0-1	5	5	—	—
1952*	12-0	2	2	—	—
1953	9-2-1	8	9	—	—
1954	8-3	—	13	—	—
1955	9-1-1	7	7	—	—
1956	10-1	4	4	—	—
1961	7-4	13	13	—	—
1962	7-3-1	—	11	—	—
1966	9-2	8	8	—	—
1970	9-3	13	17	—	—
1972	7-4-1	20	NR	—	—
1985	9-2-1	19	18	17	18
1990	11-0-1	2	1	1	2
1997	7-5	25	—	—	NR
1998	10-2	9	—	—	11
1999	8-4	21	—	—	20
2000	9-3	17	—	—	19
2001	8-5	24	—	—	—

\* No. 1 by International News Service

## LONGEST WINNING STREAKS

No.	First Win	Broken By
18	VMI, 1951	Florida, 1953 (tie)
18	Tulane, 1916	Pittsburgh, 1918
15	LSU, 1927	North Carolina, 1929
10	Texas Tech, 1965	Georgia, 1966
10	LSU, 1943	Duke, 1944
9	Western Carolina, 1989	North Carolina, 1990 (tie)
9	Alabama, 1955	Tennessee, 1956
9	Auburn, 1942	Georgia, 1942
9	Centre, 1920	Penn State, 1921
9	Furman, 1947	Tennessee, 1948
8	Georgia, 1963	Tennessee, 1964
8	Tennessee, 1954	Auburn, 1955
8	Davidson, 1950	Duke, 1951 (tie)
8	St. Mary's, 1946	Alabama, 1947
8	VMI, 1946	Georgia, 1946

## LONGEST UNBEATEN STREAKS

No.	First Win/Tie	Broken By
33	Georgia, 1914	Pittsburgh, 1918
31	Davidson, 1950	Notre Dame, 1953
16	Western Carolina, 1989	Penn State, 1991
16	Vanderbilt, 1927	North Carolina, 1929
14	Clemson, 1904	Sewanee, 1906
12	Florida State, 1955	Tennessee, 1956



# SCORES

Entering its 111th year of intercollegiate football, Georgia Tech's all-time record is 616-415-43 (.594). Beginning with 1904, when John Heisman became Tech's first permanent head coach, it's record is 607-383-38 (.609).

★ Denotes Championship Team ♦ Denotes Bowl Team

## 1892-1903 9-32-5 • 11 years

Prior to 1904, when John Heisman became Georgia Tech's first permanent, full-time head football coach, the team was "coached" by professors, interested townspeople or one of the players.

### 1892 • 0-3

**Coach & Captain: E.E. West**

Date	Result	Opponent	Record
N. 5	aL	Mercer (Central Park)	0-1
N. 19	hL	Vanderbilt (Piedmont Park)	0-2
N. 25	hL	Auburn (Brisbine Park)	0-3

### 1893 • 2-1-1

**Coaches: Frank O. Spain & Lt. Leonard Wood**  
**Captain: W.W. Hunter**

Date	Result	Opponent	Record
N. 4	aW	Georgia	1-0
N. 11	hW	Mercer	2-0
N. 30	hL	St. Albans (Piedmont, Thanksgiving)	2-1
D. 7	hT	Auburn	2-1-1

### 1894 • 0-3

**Coaches: Frank O. Spain & Lt. Leonard Wood**  
**Captain: Thomas Rauol**

Date	Result	Opponent	Record
O. 27	hL	Savannah A.A.	0-1
N. 17	hL	Auburn (Athletic Park)	0-2
N. 29	hL	Fl. McPherson (Athletic Park)	0-3

### 1896 • 1-1-1

**No Captain**

Date	Result	Opponent	Record
O. 31	aW	Mercer (Central Park)	1-0
N. 7	aL	Auburn	1-1
N. 21	hT	Mercer (Brisbine Park)	1-1-1

### 1897 • 0-1

**No Captain**

Date	Result	Opponent	Record
O. 23	aL	Georgia	0-1

### 1898 • 0-3

**Coach: R.B. "Cow" Nalley • No Captain**

Date	Result	Opponent	Record
N. 5	aL	Auburn	0-1
N. 24	nL	Clemson (@Augusta)	0-2
O. 22	aL	Georgia	0-3

**ALL-TIME RECORD:**  
**616-415-43 (110 Seasons)**  
Tech ranks 20th among Division I-A schools in all-time victories

### 1899 • 0-5

**Coach: Mr. Collier • Captain: Pete Wooley**  
**Home Games at Piedmont Park**

Date	Result	Opponent	Record
O. 14	aL	Auburn	0-1
O. 23	hL	Sewanee	0-2
O. 28	aL	Georgia	0-3
N. 11	hL	Nashville	0-4
N. 30	aL	Clemson (@Greenville, Thanksgiving)	0-5

### 1900 • 0-4

**Captain: W.J. Holman**  
**Home Games at Piedmont Park**

Date	Result	Opponent	Record
O. 13	hL	Georgia	0-1
O. 20	hL	Nashville	0-2
O. 29	hL	Sewanee	0-3
D. 7	hL	Davidson	0-4

### 1901 • 4-0-1

**Coach: Dr. Cyrus W. Strickler • Captain: A.B. Hoilson**  
**Home Games at Piedmont Park**

Date	Result	Opponent	Record
O. 12	hW	Gordon	1-0
O. 15	hW	Furman	2-0
O. 18	nW	Wofford (@Augusta)	3-0
O. 26	aT	Furman	3-0-1
N. 9	hW	South Carolina	4-0-1

### 1902 • 0-6-2

**Coach: John McKee • Captain: Bully Young**  
**Home Games at Brisbine Park**

Date	Result	Opponent	Record
O. 11	hL	Auburn	0-1
O. 18	hL	Clemson	0-2
O. 25	hT	Georgia	0-2-1
N. 1	aT	Furman	0-2-2
N. 8	hL	St. Albans (Va.)	0-3-2
N. 13	hL	Davidson	0-4-2
N. 22	hL	Tennessee	0-5-2
N. 27	aL	Alabama (@Birmingham, Thanksgiving)	0-6-2

### 1903 • 2-5

**Captain: Jesse Thrash**  
**Home Games at Piedmont Park**

Date	Result	Opponent	Record
O. 17	hL	Clemson	0-1
O. 24	hL	Georgia	0-2
O. 31	aW	Howard College (Ala.)	1-2
N. 7	hW	Florida State College	2-2
N. 14	hL	Auburn	2-3
N. 21	aL	Tennessee	2-4
N. 26	hL	South Carolina (Thanksgiving)	2-5

# SCORES



## JOHN HEISMAN Pennsylvania 1892

Record:  
102-29-7 • .779  
1904-1919 • 16 yrs

### 1904 (8-1-1)

*Captain: Barien Moore*

*Home games at Piedmont Park*

Date	Result	Opponent	Record
O. 1	hW 11-5	Fl. McPherson	1-0
O. 8	hW 35-0	Florida State College	2-0
O. 15	hW 51-0	Mooney School (Tenn.)	3-0
O. 17	hW 77-0	Florida	4-0
O. 22	hW 2-0	Tennessee	5-0
O. 29	aL 0-12	Auburn	5-1
N. 5	hT 11-11	Clemson	5-1-1
N. 12	hW 23-6	Georgia	6-1-1
N. 16	hW 59-0	Tennessee Meds	7-1-1
N. 24	hW 18-0	Cumberland (Thanksgiving)	8-1-1

### 1905 • 6-0-1

*Captain: Louie Clark*

*Home games on campus at The Flats, future site of Grant Field*

Date	Result	Opponent	Record
O. 7	hW 54-0	Dahlonge	1-0
O. 21	hW 12-5	Alabama	2-0
O. 28	hW 18-0	Cumberland	3-0
N. 4	hW 45-0	Tennessee	4-0
N. 11	hT 18-18	Sewanee	4-0-1
N. 18	hW 46-0	Georgia	5-0-1
N. 30	hW 17-12	Clemson (Thanksgiving)	6-0-1

### 1906 • 5-3-1

*Captain: E.C. Davies*

*Home games at The Flats*

Date	Result	Opponent	Record
S. 29	hT 6-6	Maryville	0-0-1
O. 6	hW 11-0	Dahlonge	1-0-1
O. 13	hW 18-0	Grant University (Tenn.)	2-0-1
O. 20	hL 0-16	Sewanee	2-1-1
O. 27	hW 4-0	Davidson	3-1-1
N. 3	hW 11-0	Auburn	4-1-1
N. 10	aW 17-0	Georgia	5-1-1
N. 17	hL 6-37	Vanderbilt	5-2-1
N. 29	hL 0-10	Clemson (Thanksgiving)	5-3-1

### 1907 • 4-4

*Captain: C.A. Sweet*

Date	Result	Opponent	Record
O. 5	hW 51-0	Gordon (The Flats)	1-0
O. 12	hW 70-0	Dahlonge (The Flats)	2-0
O. 19	hW 6-4	Tennessee (Ponce de Leon Park)	3-0
O. 26	hL 6-12	Auburn (Ponce de Leon Park)	3-1
N. 2	hW 10-6	Georgia (Ponce de Leon Park)	4-1
N. 9	hL 0-18	Sewanee (Ponce de Leon Park)	4-2
N. 16	aL 0-54	Vanderbilt	4-3
N. 28	hL 5-6	Clemson (Thanksgiving, Ponce de Leon Park)	4-4

*NOTE: Home games from 1908-12 were played at Ponce de Leon Park*

### 1908 • 6-3

*Captain: L.W. Robert*

Date	Result	Opponent	Record
O. 3	hW 32-0	Gordon	1-0
O. 10	hW 30-0	Mooney School (Tenn.)	2-0
O. 17	hW 23-0	Mississippi A&M	3-0
O. 24	hW 11-6	Alabama	4-0
O. 31	hL 5-6	Tennessee	4-1
N. 7	hL 0-44	Auburn	4-2
N. 14	hL 0-6	Sewanee	4-3
N. 19	aW 16-6	Mercer	5-3
N. 26	hW 30-6	Clemson (Thanksgiving)	6-3

### 1909 • 7-2

*Captain: John Davis*

Date	Result	Opponent	Record
O. 2	hW 18-6	Gordon	1-0
O. 9	hW 35-6	Mooney School (Tenn.)	2-0
O. 16	hW 59-0	South Carolina	3-0
O. 23	hL 0-15	Sewanee	3-1
O. 30	aW 29-0	Tennessee	4-1
N. 6	hL 0-8	Auburn	4-2
N. 13	aW 35-0	Mercer	5-2
N. 20	hW 12-6	Georgia	6-2
N. 25	hW 29-3	Clemson (Thanksgiving)	7-2

### 1910 • 5-3

*Captain: Dean Hill*

Date	Result	Opponent	Record
O. 1	hW 57-0	Gordon	1-0
O. 8	hW 18-0	Chattanooga	2-0
O. 15	hW 46-0	Mercer	3-0
O. 22	aW 36-0	Alabama	4-0
N. 5	hL 0-16	Auburn	4-1
N. 12	hL 0-23	Vanderbilt	4-2
N. 19	hL 6-11	Georgia	4-3
N. 24	hW 34-0	Clemson (Thanksgiving)	5-3

### 1911 • 6-2-1

*Captain: H.W. Patterson*

Date	Result	Opponent	Record
S. 30	hW 22-5	11th Cavalry	1-0
O. 7	aW 28-0	Howard College (Ala.)	2-0
O. 14	hW 24-0	Tennessee	3-0
O. 21	hW 17-0	Mercer	4-0
O. 29	hT 0-0	Alabama	4-0-1
N. 4	hL 6-11	Auburn	4-1-1
N. 11	hW 23-0	Sewanee	5-1-1
N. 18	hL 0-5	Georgia	5-2-1
N. 30	hW 31-0	Clemson (Thanksgiving)	6-2-1

# SCORES

1912 • 5-3-1

**Captain: Hugh Leuhrman**

**Home Games at The Flats**

Date	Result	Opponent	Record
S. 28	hT 0-0	11th Cavalry	0-0-1
O. 5	aW 20-16	The Citadel	1-0-1
O. 12	hW 20-3	Alabama	2-0-1
O. 19	aW 14-7	Florida (@Jacksonville)	3-0-1
O. 26	aW 16-6	Mercer	4-0-1
N. 2	hL 7-27	Auburn	4-1-1
N. 9	hL 0-7	Sewanee	4-2-1
N. 16	hL 0-20	Georgia	4-3-1
N. 28	hW 23-0	Clemson (Thanksgiving)	5-3-1

NOTE: Grant Field, with its first permanent seating, was built prior to the 1913 season. From this point on, all home games were played at Grant Field unless otherwise noted.

1913 • 7-2

**Captain: Homer Cook**

Date	Result	Opponent	Record
S. 27	hW 19-0	Fl. McPherson	1-0
O. 4	aW 47-0	The Citadel	2-0
O. 11	aW 71-6	Chattanooga	3-0
O. 18	hW 33-0	Mercer	4-0
O. 25	aW 13-3	Florida (@Jacksonville)	5-0
N. 1	hW 33-0	Sewanee	6-0
N. 8	hL 0-20	Auburn	6-1
N. 15	hL 0-14	Georgia	6-2
N. 27	hW 34-0	Clemson (Thanksgiving)	7-2

1914 • 6-2

**Captain: K.J. Fielder**

Date	Result	Opponent	Record
O. 3	hW 20-0	South Carolina	1-0
O. 10	hW 105-0	Mercer	2-0
O. 17	aL 0-13	Alabama (@Birmingham)	2-1
O. 24	hW 28-7	VMI	3-1
O. 31	hW 20-0	Sewanee	4-1
N. 7	hL 0-14	Auburn	4-2
N. 14	hW 7-0	Georgia	5-2
N. 26	hW 26-6	Clemson (Thanksgiving)	6-2

1915 • 7-0-1

**Captain: D.E. Morrison**

Date	Result	Opponent	Record
O. 2	hW 52-0	Mercer	1-0
O. 9	hW 27-7	Davidson	2-0
O. 16	hW 67-0	Transylvania	3-0
O. 23	aW 36-7	LSU (@New Orleans)	4-0
O. 30	hW 23-3	North Carolina	5-0
N. 6	hW 21-7	Alabama	6-0
N. 13	hT 0-0	Georgia	6-0-1
N. 25	hW 7-0	Auburn (Thanksgiving)	7-0-1

1916 • 8-0-1 ★

**SIAA Champions**

**Captain: J.T. Johnson**

Date	Result	Opponent	Record
S. 30	hW 61-0	Mercer	1-0
O. 7	hW 222-0	Cumberland	2-0
O. 14	hW 9-0	Davidson	3-0
O. 21	hW 10-6	North Carolina	4-0
O. 28	hT 7-7	Washington & Lee	4-0-1
N. 4	hW 45-0	Tulane	5-0-1
N. 11	hW 13-0	Alabama	6-0-1
N. 18	aW 21-0	Georgia	7-0-1
N. 30	hW 33-7	Auburn (Thanksgiving)	8-0-1

1917 • 9-0 ★

**Co-National Champions (INS)**

**SIAA Champions**

**Captain: W.G. Carpenter**

Date	Result	Opponent	Record
S. 29	hW 25-0	Furman (DH)	1-0
S. 29	hW 33-0	Wake Forest (DH)	2-0
O. 6	hW 41-0	Pennsylvania	3-0
O. 13	hW 32-10	Davidson	4-0
O. 20	hW 63-0	Washington & Lee	5-0
N. 3	hW 83-0	Vanderbilt	6-0
N. 10	aW 48-0	Tulane	7-0
N. 17	hW 98-0	Carlisle	8-0
N. 29	hW 68-7	Auburn (Thanksgiving)	9-0

1918 • 6-1 ★

**SIAA Co-Champions**

**Captain: W.R. Fincher**

Date	Result	Opponent	Record
O. 5	hW 28-0	Clemson	1-0
O. 12	hW 118-0	Furman	2-0
O. 19	hW 123-0	11th Cavalry	3-0
O. 26	hW 28-0	Camp Gordon	4-0
N. 10	hW 128-0	NC State	5-0
N. 23	aL 0-32	Pittsburgh	5-1
N. 28	hW 41-0	Auburn (Thanksgiving)	6-1

1919 • 7-3

**Captain: G.M. Phillips**

Date	Result	Opponent	Record
S. 20	hW 48-0	5th Division	1-0
S. 27	hW 74-0	Furman	2-0
O. 4	hW 14-0	Wake Forest	3-0
O. 11	hW 28-0	Clemson	4-0
O. 18	hW 20-0	Vanderbilt	5-0
O. 25	aL 6-16	Pittsburgh	5-1
N. 1	hW 33-0	Davidson	6-1
N. 8	hL 0-3	Washington & Lee	6-2
N. 15	hW 27-0	Georgetown	7-2
N. 27	hL 7-14	Auburn (Thanksgiving)	7-3

# SCORES



## WILLIAM ALEXANDER Georgia Tech 1912

Record:  
134-95-15 • .580  
1920-1944 • 25 yrs

1920 • 8-1 ★

*SIAA Co-Champions*

*Captain: A.R. Flowers*

Date	Result	Opponent	Record
S. 25	hW 44-0	Wake Forest	1-0
O. 2	hW 55-0	Oglethorpe	2-0
O. 9	hW 66-0	Davidson	3-0
O. 16	aW 44-0	Vanderbilt	4-0
O. 23	aL 3-10	Pittsburgh	4-1
O. 30	hW 24-0	Centre	5-1
N. 6	hW 7-0	Clemson	6-1
N. 13	hW 35-6	Georgetown	7-1
N. 25	hW 34-0	Auburn (Thanksgiving)	8-1

1921 • 8-1 ★

*SIAA Co-Champions*

*Captain: J.W. Harlan*

Date	Result	Opponent	Record
S. 24	hW 42-0	Wake Forest	1-0
O. 1	hW 41-0	Oglethorpe	2-0
O. 8	hW 70-0	Davidson	3-0
O. 15	hW 69-0	Furman	4-0
O. 22	hW 48-14	Rutgers	5-0
O. 29	nL 7-28	Penn State (Polo Grounds, N.Y.)	5-1
N. 5	hW 48-7	Clemson	6-1
N. 12	hW 21-7	Georgetown	7-1
N. 24	hW 14-0	Auburn (Thanksgiving)	8-1

1922 • 7-2, 4-0 SC ★

*Southern Conference Co-Champions*

*Captain: Red Barron*

Date	Result	Opponent	Record
S. 30	hW 31-6	Oglethorpe	1-0
O. 7	hW 19-0	Davidson	2-0
O. 14	hW 33-7	Alabama	3-0
O. 21	aL 0-13	Navy	3-1
O. 28	hL 3-13	Notre Dame	3-2
N. 4	hW 21-7	Clemson	4-2
N. 11	hW 19-7	Georgetown	5-2
N. 18	hW 17-0	NC State	6-2
N. 30	hW 14-6	Auburn (Thanksgiving)	7-2

1923 • 3-2-4, 1-0-4 SC

*Captain: J.F. McIntyre*


Date	Result	Opponent	Record
S. 23	hW 28-13	Oglethorpe	1-0
O. 6	hW 10-7	VMI	2-0
O. 13	hT 7-7	Florida	2-0-1
O. 20	hW 20-10	Georgetown	3-0-1
O. 27	aL 7-35	Notre Dame	3-1-1
N. 3	hT 0-0	Alabama	3-1-2
N. 10	aL 0-7	Penn State	3-2-2
N. 17	nT 3-3	Kentucky	3-2-3
N. 29	hT 0-0	Auburn (Thanksgiving)	3-2-4

1924 • 5-3-1, 3-2-1 SC

*Captain: George Gardner*

Date	Result	Opponent	Record
S. 27	hW 19-0	Oglethorpe	1-0
O. 4	hW 3-0	VMI	2-0
O. 11	hT 7-7	Florida	2-0-1
O. 18	hW 15-13	Penn State	3-0-1
O. 25	hL 0-14	Alabama	3-1-1
N. 1	aL 3-34	Notre Dame	3-2-1
N. 8	hW 28-7	LSU	4-2-1
N. 15	hL 0-3	Vanderbilt	4-3-1
N. 27	hW 7-0	Auburn (Thanksgiving)	5-3-1

**BUCK FLOWERS** (with the ball) on a 78-yard  
touchdown run against Vanderbilt in 1919.



# SCORES

## 1925 • 6-2-1, 4-1-1 SC

**Captain: S.D. Wycoff**

Date	Result	Opponent	Record
S. 28	hW	13-7 Oglethorpe	1-0
O. 3	hW	33-0 VMI	2-0
O. 10	nW	16-7 Penn State (Yankee Stadium, N.Y.)	3-0
O. 17	hW	23-7 Florida	4-0
O. 24	hL	0-7 Alabama	4-1
O. 31	hL	0-13 Notre Dame	4-2
N. 7	aW	7-0 Vanderbilt	5-2
N. 14	hW	3-0 Georgia	6-2
N. 26	hT	7-7 Auburn (Thanksgiving)	6-2-1

## 1926 • 4-5, 4-3 SC

**Captain: Owen Pool**

Date	Result	Opponent	Record
S. 25	hL	6-7 Oglethorpe	0-1
O. 2	hW	13-0 VMI	1-1
O. 9	hW	9-6 Tulane	2-1
O. 16	hL	0-21 Alabama	2-2
O. 23	hW	19-7 Washington & Lee	3-2
O. 30	aL	0-12 Notre Dame	3-3
N. 6	hL	7-13 Vanderbilt	3-4
N. 13	hL	13-14 Georgia	3-5
N. 25	hW	20-7 Auburn (Thanksgiving)	4-5

## 1927 • 8-1-1, 7-0-1 SC ★

**Southern Conference Champions**

**Captain: E.J. Crowley**

Date	Result	Opponent	Record
O. 1	hW	7-0 VMI	1-0
O. 8	hW	13-6 Tulane	2-0
O. 15	hW	13-0 Alabama	3-0
O. 22	hW	13-0 North Carolina	4-0
O. 29	aL	7-26 Notre Dame	4-1
N. 6	aT	0-0 Vanderbilt	4-1-1
N. 12	hW	23-0 LSU	5-1-1
N. 19	hW	19-7 Oglethorpe	6-1-1
N. 24	hW	18-0 Auburn (Thanksgiving)	7-1-1
D. 3	hW	12-0 Georgia	8-1-1

## 1928 • 10-0, 7-0 SC ★ ♦

**Co-National Champions (INS)**

**Southern Conference Champions**

**Captain: H.R. Pund**

Date	Result	Opponent	Record
O. 6	hW	13-0 VMI	1-0
O. 13	aW	12-0 Tulane	2-0
O. 20	hW	13-0 Notre Dame	3-0
O. 27	aW	20-7 North Carolina	4-0
N. 3	hW	32-7 Oglethorpe	5-0
N. 10	hW	19-7 Vanderbilt	6-0
N. 17	hW	33-13 Alabama	7-0
N. 29	hW	51-0 Auburn (Thanksgiving)	8-0
D. 8	hW	20-6 Georgia	9-0
J. 1	nW	8-7 California (Rose Bowl)	10-0



**IN THE AIR** as Tech prepares to face Navy in 1944 are (l-r) Allen Bowen, Ed Holtsinger, Johnny McIntosh and Frank Broyles. The linemen are Deane Gaines, Bill Chambers, Phil Tinsley and Jim Daniel.

## 1929 • 3-6, 3-5 SC

**Captain: Harold Rusk**

Date	Result	Opponent	Record
O. 5	hW	27-13 Mississippi A&M	1-0
O. 12	hL	7-18 North Carolina	1-1
O. 19	hW	19-6 Florida	2-1
O. 26	aL	14-20 Tulane	2-2
N. 2	hL	6-26 Notre Dame	2-3
N. 9	aL	7-23 Vanderbilt	2-4
N. 16	hL	0-14 Alabama	2-5
N. 28	hW	19-6 Auburn (Thanksgiving)	3-5
D. 7	aL	6-12 Georgia	3-6

## 1930 • 2-6-1, 2-4-1 SC

**Captain: Earl Dunlap**

Date	Result	Opponent	Record
O. 4	hW	45-0 South Carolina	1-0
O. 11	aL	0-31 Carnegie Tech	1-1
O. 18	hW	14-12 Auburn	2-1
O. 25	hL	0-28 Tulane	2-2
N. 1	aT	6-6 North Carolina	2-2-1
N. 8	hL	0-6 Vanderbilt	2-3-1
N. 15	aL	7-34 Pennsylvania	2-4-1
N. 27	hL	7-55 Florida (Thanksgiving)	2-5-1
D. 6	hL	0-13 Georgia	2-6-1

## 1931 • 2-7-1, 2-4-1 SC

**Captain: H.C. Neblett**

Date	Result	Opponent	Record
O. 3	hW	25-13 South Carolina	1-0
O. 10	hL	0-13 Carnegie Tech	1-1
O. 17	hL	0-13 Auburn	1-2
O. 24	aL	0-33 Tulane	1-3
O. 31	hL	7-49 Vanderbilt	1-4
N. 7	aT	19-19 North Carolina	1-4-1
N. 14	aL	12-13 Pennsylvania	1-5-1
N. 21	hW	23-0 Florida	2-5-1
N. 28	aL	6-35 Georgia	2-6-1
D. 26	hL	6-21 California	2-7-1

# SCORES

## 1932 • 4-5-1, 4-4-1 SC

**Captain: H.C. Neblett**

Date	Result	Opponent	Record
O. 1	hW	32-14 Clemson	1-0
O. 8	hL	6-12 Kentucky	1-1
O. 15	hL	0-6 Auburn	1-2
O. 22	aW	43-14 North Carolina	2-2
O. 29	aL	0-12 Vanderbilt	2-3
N. 5	hL	14-20 Tulane	2-4
N. 12	hW	6-0 Alabama	3-4
N. 19	aW	6-0 Florida	4-4
N. 26	hT	0-0 Georgia	4-4-1
D. 17	aL	7-27 California	4-5-1

## 1933 • 5-5, 2-5 SEC

**Captains: E.E. Laws, R.H. Tharpe**

Date	Result	Opponent	Record
S. 30	hW	39-2 Clemson	1-0
O. 7	aL	6-7 Kentucky	1-1
O. 14	hW	16-6 Auburn	2-1
O. 21	hL	0-7 Tulane	2-2
O. 28	aW	10-6 North Carolina	3-2
N. 4	hL	6-9 Vanderbilt	3-3
N. 11	hW	19-7 Florida	4-3
N. 18	hL	9-12 Alabama	4-4
N. 25	hL	6-7 Georgia	4-5
D. 2	hW	6-0 Duke	5-5

## 1934 • 1-9, 0-6 SEC

**Captain: Jack Phillips**

Date	Result	Opponent	Record
S. 29	hW	12-7 Clemson	1-0
O. 6	hL	12-27 Vanderbilt	1-1
O. 13	aL	0-20 Duke	1-2
O. 20	aL	2-9 Michigan	1-3
O. 27	aL	12-20 Tulane	1-4
N. 3	hL	0-26 North Carolina	1-5
N. 10	hL	6-18 Auburn	1-6
N. 17	hL	0-40 Alabama	1-7
N. 24	aL	12-13 Florida	1-8
D. 1	aL	0-7 Georgia	1-9

## 1935 • 5-5, 3-4 SEC

**Captain: R.W. Eubanks**

Date	Result	Opponent	Record
S. 28	hW	33-0 Presbyterian	1-0
O. 5	hW	32-0 Sewanee	2-0
O. 12	aL	6-25 Kentucky	2-1
O. 19	hW	6-0 Duke	3-1
O. 26	aL	0-19 North Carolina	3-2
N. 2	hL	13-14 Vanderbilt	3-3
N. 9	hL	7-33 Auburn	3-4
N. 16	aL	7-38 Alabama (@Birmingham)	3-5
N. 23	hW	39-6 Florida	4-5
N. 30	hW	19-7 Georgia	5-5

**NOTE:** The Associated Press began its college football poll in 1936. The numbers in parentheses indicate Georgia Tech's rank on the left and the opponent's rank on the right at the time of the game.



**HALL OF FAME** member Bobby Davis (far left) makes a tackle in Georgia Tech's 7-0 win over Duke in 1947.

## 1936 • 5-5-1, 3-3-1 SEC

**Captain: J.W. FitzSimmons**

Date	Result	Opponent	GT	Opp	Record
S. 26	hW	55-0 Presbyterian (First night game)			1-0
O. 3	hW	58-0 Sewanee			2-0
O. 10	hW	34-0 Kentucky			3-0
O. 17	aL	6-19 Duke			3-1
O. 24	aT	0-0 Vanderbilt			3-1-1
O. 31	hL	13-14 Clemson			3-2-1
N. 7	hL	12-13 Auburn	20		3-3-1
N. 14	hL	16-20 Alabama	4		3-4-1
N. 21	hW	38-14 Florida			4-4-1
N. 28	aL	6-16 Georgia			4-5-1
D. 26	hW	13-7 California			5-5-1

## 1937 • 6-3-1, 3-2-1 SEC

**Captain: Fletcher Sims**

Date	Result	Opponent	GT	Opp	Record
S. 24	hW	59-0 Presbyterian			1-0
O. 2	hW	28-0 Mercer			2-0
O. 9	aW	32-0 Kentucky			3-0
O. 16	hL	19-20 Duke	*10		3-1
O. 23	hL	0-21 Auburn	20		3-2
O. 30	hW	14-0 Vanderbilt			4-2
N. 6	hW	7-0 Clemson			5-2
N. 13	aL	0-7 Alabama (@Birmingham)	3		5-3
N. 20	aW	12-0 Florida			6-3
N. 27	hT	6-6 Georgia			6-3-1

\* Ranking in first poll released Oct. 18

## 1938 • 3-4-3, 2-1-3 SEC

**Captain: Jack Chivington**

Date	Result	Opponent	GT	Opp	Record
O. 1	hW	19-0 Mercer			1-0
O. 8	hL	6-14 Notre Dame	*5		1-1
O. 15	aL	0-6 Duke	*9		1-2
O. 22	hW	7-6 Auburn			2-2
O. 29	aL	7-13 Vanderbilt			2-3
N. 5	hW	19-18 Kentucky			3-3
N. 12	hT	14-14 Alabama	16		3-3-1
N. 19	hT	0-0 Florida			3-3-2
N. 26	aT	0-0 Georgia			3-3-3
D. 26	aL	0-13 California			3-4-3

\* Ranking in first poll released Oct. 17

# SCORES

1939 • 8-2, 6-0 SEC ★ ◆

## SEC Co-Champions

Captain: R.W. Murphy

Date	Result	Opponent	GT	Opp	Record
O. 7	aL 14-17	Notre Dame		*2	0-1
O. 14	hW 35-0	Howard (Ala.)			1-1
O. 21	hW 14-6	Vanderbilt			2-1
O. 28	hW 7-6	Auburn			3-1
N. 4	hL 6-7	Duke		12	3-2
N. 11	hW 13-6	Kentucky		18	4-2
N. 18	aW 6-0	Alabama (@Birmingham)			5-2
N. 25	aW 21-7	Florida		19	6-2
D. 2	hW 13-0	Georgia			7-2
J. 1	nW 21-7	Missouri (Orange Bowl)		16	8-2

\* Ranking in first poll released Oct. 16

1940 • 3-7, 1-5 SEC

## Captain: N.W. Cavette

Date	Result	Opponent	GT	Opp	Record
O. 5	hW 27-0	Howard (Ala.)			1-0
O. 12	aL 20-26	Notre Dame		*6	1-1
O. 19	hW 19-0	Vanderbilt			2-1
O. 26	hL 7-16	Auburn			2-2
N. 2	aL 7-41	Duke		18	2-3
N. 9	aL 7-26	Kentucky (@Louisville)			2-4
N. 16	hL 13-14	Alabama		14	2-5
N. 23	hL 7-16	Florida			2-6
N. 30	aL 19-21	Georgia			2-7
D. 28	hW 13-0	California			3-7

\* Ranking in first poll released Oct. 14

1941 • 3-6, 2-4 SEC

## Captain: C.R. Sanders

Date	Result	Opponent	GT	Opp	Record
O. 4	hW 20-0	Chattanooga			1-0
O. 11	hL 0-20	Notre Dame		*8	1-1
O. 18	aL 7-14	Vanderbilt		18	1-2
O. 25	hW 28-14	Auburn			2-2
N. 1	hL 0-14	Duke		4	2-3
N. 8	hW 20-13	Kentucky			3-3
N. 15	aL 0-20	Alabama (@Birmingham)		9	3-4
N. 22	aL 7-14	Florida			3-5
N. 29	hL 0-21	Georgia		20	3-5


\* Ranking in first poll released Oct. 13

1942 • 9-2, 4-1 SEC ◆

## Captain: Jack Marshall

Date	Result	Opponent	GT	Opp	Record
S. 26	hW 15-0	Auburn		*6	4
O. 3	aW 13-6	Notre Dame		*6	2-0
O. 10	hW 30-6	Chattanooga		*6	3-0
O. 17	hW 33-0	Davidson		6	4-0
O. 24	aW 21-0	Navy		5	5-0
O. 31	aW 26-7	Duke		5	6-0
N. 7	hW 47-7	Kentucky		3	7-0
N. 14	hW 7-0	Alabama		2	8-0
N. 21	hW 20-7	Florida		2	9-0
N. 28	aL 0-34	Georgia		2	9-1
J. 1	nL 7-14	Texas (Cotton Bowl)		5	11

\* Ranking in first poll released Oct. 12



**WATCHFUL EYE:** Georgia Tech head coach Bobby Dodd watches his squad run through drills at Grant Field.

1943 • 8-3, 3-0 SEC ★ ◆

## SEC Champions

Captains: George Manning, John Steber

Date	Result	Opponent	GT	Opp	Record
S. 25	hW 20-7	North Carolina			1-0
O. 2	aL 13-55	Notre Dame		*1	1-1
O. 9	hW 35-7	Ga. Navy Pre-Flight			2-1
O. 16	hW 27-0	Ft. Benning			3-1
O. 23	nL 14-28	Navy (@Baltimore, Md.)		3	3-2
O. 30	hL 7-14	Duke		8	3-3
N. 6	hW 42-7	LSU		20	4-3
N. 13	aW 33-0	Tulane		19	5-3
N. 20	hW 41-6	Clemson		15	6-3
N. 27	hW 48-0	Georgia		14	7-3
J. 1	nW 20-18	Tulsa (Sugar Bowl)		13	15

\* Ranking in first poll released Oct. 4

1944 • 8-3, 4-0 SEC ★ ◆

## SEC Champions

Captain: Phillip Tinsley

Date	Result	Opponent	GT	Opp	Record
S. 30	hW 51-0	Clemson		*10	1-0
O. 7	hW 28-0	North Carolina		*10	2-0
O. 14	hW 27-0	Auburn		10	3-0
O. 21	hW 17-15	Navy		8	4-0
O. 27	hW 13-7	Ga. Navy Pre-Flight		5	5-0
N. 4	aL 13-19	Duke		5	5-1
N. 11	hW 34-7	Tulane		13	6-1
N. 18	aW 14-6	LSU		9	7-1
N. 25	hL 0-21	Notre Dame		10	7-2
D. 2	hW 44-0	Georgia			8-2
J. 1	nL 12-26	Tulsa (Orange Bowl)		13	8-3

\* Ranking in first poll released Oct. 9

# SCORES



**BOBBY  
DODD**  
Tennessee 1931  
Record:  
165-64-8 • .713  
1945-1966 • 22 yrs

## 1945 • 4-6, 2-2 SEC

**Captain: Paul Duke**

Date	Result	Opponent	GT	Opp	Record
S. 29	aW	North Carolina			1-0
O. 6	hL	Notre Dame		*3	1-1
O. 13	hW	Howard (Ala.)			2-1
O. 20	nL	Navy (@Baltimore, Md.)		2	2-2
O. 27	hW	Auburn			3-2
N. 3	hL	Duke		18	3-3
N. 10	aW	Tulane			4-3
N. 17	hL	LSU			4-4
N. 24	hL	Clemson			4-5
D. 1	hL	Georgia			4-6

\* Ranking in first poll released Oct. 8

## 1946 • 9-2, 4-2 SEC ♦

**Captain: R.T. Davis**

Date	Result	Opponent	GT	Opp	Record
S. 28	aL	Tennessee		*8	0-1
O. 5	hW	VMI			1-1
O. 12	hW	Mississippi			2-1
O. 19	aW	LSU		12	3-1
O. 26	hW	Auburn		15	4-1
N. 2	aW	Duke		16	5-1
N. 9	hW	Navy		8	6-1
N. 16	hW	Tulane		7	7-1
N. 23	hW	Furman		6	8-1
N. 30	aL	Georgia		7	8-2
J. 1	nW	St. Mary's (Oil Bowl)		11	9-2

\* Ranking in first poll released Oct. 7

## 1947 • 10-1, 4-1 SEC ♦

**Captains: Bill Healy, Rollo Phillips**

Date	Result	Opponent	GT	Opp	Record
S. 27	hW	Tennessee		*4	1-0
O. 4	aW	Tulane		*4	2-0
O. 11	hW	VMI		4	3-0
O. 18	hW	Auburn		5	4-0
O. 25	hW	The Citadel		7	5-0
N. 1	hW	Duke		6	6-0
N. 8	nW	Navy (@Baltimore, Md.)		6	7-0
N. 15	aL	Alabama (@Birmingham)		6	7-1
N. 22	hW	Furman		10	8-1
N. 29	hW	Georgia		9	9-1
J. 1	nW	Kansas (Orange Bowl)		10	10-1

\* Ranking in first poll released Oct. 6

## 1948 • 7-3, 4-3 SEC

**Captains: George Brodnax, Jim Castleberry**

Date	Result	Opponent	GT	Opp	Record
S. 25	aW	Vanderbilt		*6	1-0
O. 2	hW	Tulane		*6	2-0
O. 9	hW	Washington & Lee		*6	3-0
O. 16	hW	Auburn		7	4-0
O. 23	hW	Florida		6	5-0
O. 30	aW	Duke		6	6-0
N. 6	hL	Tennessee		6	6-1
N. 13	hL	Alabama		11	6-2
N. 20	hW	The Citadel		20	7-2
N. 27	aL	Georgia		12	7-3

\* Ranking in first poll released Oct. 4

## 1949 • 7-3, 5-2 SEC

**Captain: Tom Coleman**

Date	Result	Opponent	GT	Opp	Rec	Att
S. 24	hW	Vanderbilt			1-0	39,000
O. 1	aL	Tulane		*4	1-1	55,000
O. 8	hW	Washington & Lee			2-1	25,000
O. 15	hW	Auburn			3-1	33,000
O. 22	aW	Florida			4-1	27,000
O. 29	hL	Duke			4-2	38,000
N. 5	hW	Tennessee		14	5-2	NA
N. 12	aL	Alabama (@Birmingham)			5-3	43,000
N. 19	hW	South Carolina			6-3	20,000
N. 26	hW	Georgia			7-3	40,000

\* Ranking in first poll released Oct. 3

## 1950 • 5-6, 4-2 SEC

**Captain: Bob Bossons**

Date	Result	Opponent	GT	Opp	Rec	Att
S. 23	aL	SMU		10*	0-1	NA
S. 30	hL	South Carolina			0-2	25,000
O. 7	hW	Florida			1-2	25,000
O. 14	aW	LSU			2-2	42,000
O. 21	hW	Auburn			3-2	30,000
O. 28	hL	Kentucky		4	3-3	35,000
N. 4	aL	Duke			3-4	30,000
N. 11	hL	VMI			3-5	22,000
N. 18	hL	Alabama			3-6	38,000
N. 25	hW	Davidson			4-6	20,000
D. 2	aW	Georgia			5-6	50,000

\* Preseason poll



**HALFBACK BILL TEAS** scores the winning touchdown on this 48-yard punt return against Duke at Grant Field in 1953.



# SCORES

1951 • 11-0-1, 7-0 SEC ★ ◆

## SEC Champions

Captain: Lamar Wheat

Date	Result	Opponent	GT	Opp	Rec	Att
S. 22	hW 21-7	SMU			1-0	33,000
S. 29	aW 27-0	Florida			2-0	39,000
O. 6	aW 13-7	Kentucky	11	17	3-0	35,000
O. 13	hW 25-7	LSU	8		4-0	30,000
O. 20	hW 27-7	Auburn	5		5-0	31,000
O. 27	aW 8-7	Vanderbilt	3		6-0	26,000
N. 3	hT 14-14	Duke	5		6-0-1	36,000
N. 10	hW 34-7	VMI	8		7-0-1	21,000
N. 17	aW 27-7	Alabama (@Birmingham)	7		8-0-1	35,000
N. 24	hW 34-7	Davidson	7		9-0-1	18,000
D. 1	hW 48-6	Georgia	6		10-0-1	40,000
J. 1	nW 17-14	#Baylor (Orange Bowl)	5	9	11-0-1	65,837

1952 • 12-0, 6-0 SEC ★ ◆

## Co-National Champions (INS)

## SEC Champions

Captains: George Morris, Hal Miller

Date	Result	Opponent	GT	Opp	Rec	Att
S. 20	hW 54-6	The Citadel	*3		1-0	22,000
S. 27	hW 17-14	Florida	*3		2-0	30,939
O. 4	aW 20-7	SMU	6		3-0	41,000
O. 11	hW 14-0	Tulane	5		4-0	27,913
O. 18	hW 33-0	Auburn	4		5-0	34,689
O. 25	hW 30-0	Vanderbilt	5		6-0	35,373
N. 1	aW 28-7	Duke	4	6	7-0	40,000
N. 8	hW 45-6	Army	3		8-0	40,000
N. 15	hW 7-3	#Alabama	2	12	9-0	38,063
N. 22	hW 30-0	Florida State	2		10-0	25,000
N. 29	aW 23-9	Georgia	3		11-0	50,000
J. 1	nW 24-7	#Mississippi (Sugar Bowl)	2	7	12-0	80,187

\* Preseason poll

1953 • 9-2-1, 4-1-1 SEC ◆

Captains: Sam Hensley, Ed Gossage, Orville Vereen

Date	Result	Opponent	GT	Opp	Rec	Att
S. 19	hW 53-0	Davidson	*3		1-0	22,000
S. 26	aT 0-0	Florida	*3	15	1-0-1	41,000
O. 3	hW 6-4	SMU	9		2-0-1	37,000
O. 10	aW 27-13	Tulane	10		3-0-1	30,000
O. 17	hW 36-6	Auburn	6	19	4-0-1	39,500
O. 24	aL 14-27	Notre Dame	4	1	4-1-1	58,254
O. 31	aW 43-0	Vanderbilt	8		5-1-1	24,000
N. 7	hW 20-7	Clemson	6		6-1-1	35,000
N. 14	aL 6-13	Alabama (@Birmingham)	5		6-2-1	42,500
N. 21	hW 13-10	Duke	12	15	7-2-1	40,000
N. 28	hW 28-12	Georgia	10		8-2-1	41,000
J. 1	nW 42-19	#West Virginia (Sugar Bowl)	8	10	9-2-1	70,500

\* Preseason poll

## #Denotes Television

Georgia Tech made its first television appearance on Jan. 1, 1952 in the Orange Bowl against Baylor. A complete list of Tech's televised games with network appears on pages 328-329.

1954 • 8-3, 6-2 SEC ◆

Captain: Larry Morris

Date	Result	Opponent	GT	Opp	Rec	Att
S. 18	hW 28-0	Tulane	*7		1-0	28,000
S. 25	hL 12-13	Florida	5		1-1	30,000
O. 2	aW 10-7	SMU			2-1	34,000
O. 9	hW 30-20	LSU			3-1	28,000
O. 16	hW 14-7	Auburn	19		4-1	40,000
O. 23	hL 6-13	Kentucky	15		4-2	34,000
O. 30	aL 20-21	Duke		16	4-3	33,000
N. 6	hW 28-7	Tennessee			5-3	40,000
N. 13	hW 20-0	#Alabama			6-3	40,000
N. 27	aW 7-3	Georgia			7-3	50,000
J. 1	nW 14-6	#Arkansas (Cotton Bowl)		10	8-3	75,500

\* Preseason poll

1955 • 9-1-1, 4-1-1 SEC ◆

Captain: Jimmy Morris

Date	Result	Opponent	GT	Opp	Rec	Att
S. 17	hW 14-6	#Miami (Fla.)	*10		1-0	39,500
S. 24	aW 14-7	Florida	2	19	2-0	40,000
O. 1	hW 20-7	SMU	3		3-0	34,000
O. 8	aW 7-0	LSU	4		4-0	60,000
O. 15	hL 12-14	Auburn	5	17	4-1	40,000
O. 22	hW 34-0	Florida State	13		5-1	30,000
O. 29	hW 27-0	Duke	12	17	6-1	40,000
N. 5	aT 7-7	Tennessee	8		6-1-1	50,000
N. 12	aW 26-2	Alabama (@Birmingham)	11		7-1-1	38,000
N. 26	hW 21-3	Georgia	9		8-1-1	40,000
J. 2	nW 7-0	#Pittsburgh (Sugar Bowl)	7	11	9-1-1	80,174

\* Preseason poll

1956 • 10-1, 7-1 SEC ◆

Captains: Wade Mitchell, George Volkert

Date	Result	Opponent	GT	Opp	Rec	Att
S. 22	aW 14-6	#Kentucky	*4		1-0	30,000
S. 29	aW 9-7	SMU	2	5	2-0	46,000
O. 13	hW 39-7	LSU	3		3-0	39,500
O. 20	hW 28-7	Auburn	3		4-0	40,000
O. 27	hW 40-0	Tulane	3	15	5-0	40,000
N. 3	aW 7-0	Duke	2		6-0	38,000
N. 10	hL 0-6	Tennessee	2	3	6-1	40,000
N. 17	hW 27-0	Alabama	4		7-1	38,500
N. 24	aW 28-0	Florida	5	13	8-1	37,000
D. 1	aW 35-0	Georgia	4		9-1	50,000
D. 29	nW 21-14	#Pittsburgh (Gator Bowl)	4	13	10-1	37,683

\* Preseason poll

1957 • 4-4-2, 3-4-1 SEC

Captain: Don Stephenson

Date	Result	Opponent	GT	Opp	Rec	Att
S. 21	hW 13-0	Kentucky	*11	20	1-0	40,000
S. 28	hT 0-0	SMU	3	15	1-0-1	39,000
O. 12	aL 13-20	LSU	17		1-1-1	62,500
O. 19	hL 0-3	Auburn		9	1-2-1	40,000
O. 26	aW 20-13	Tulane			2-2-1	25,000
N. 2	hW 13-0	Duke		7	3-2-1	40,000
N. 9	aL 6-21	Tennessee	18	9	3-3-1	45,500
N. 16	aW 10-7	Alabama (@Birmingham)			4-3-1	30,000
N. 23	hT 0-0	Florida			4-3-2	40,000
N. 30	hL 0-7	Georgia			4-4-2	40,000

\* Preseason poll

# SCORES

## 1958 • 5-4-1, 2-3-1 SEC

### Captain: Foster Watkins

Date	Result	Opponent	GT	Opp	Rec	Att
S. 20	aL	0-13 Kentucky			0-1	30,000
S. 26	hW	17-3 Florida State			1-1	40,391
O. 4	hW	14-0 Tulane			2-1	38,000
O. 11	hW	21-7 Tennessee			3-1	44,726
O. 18	hT	7-7 Auburn		2	3-1-1	44,726
O. 25	aL	0-20 SMU	17		3-2-1	27,000
N. 1	aW	10-8 Duke			4-2-1	30,000
N. 8	hW	13-0 Clemson		17	5-2-1	44,726
N. 15	hL	8-17 Alabama	20		5-3-1	44,726
N. 29	aL	3-16 Georgia			5-4-1	50,000

## 1959 • 6-5, 3-3 SEC ♦

### Captain: Maxie Baughan

Date	Result	Opponent	GT	Opp	Rec	Att
S. 19	aW	14-12 Kentucky			1-0	35,000
S. 26	hW	16-12 SMU	16	6	2-0	43,000
O. 3	hW	16-6 Clemson	7	6	3-0	44,174
O. 10	aW	14-7 Tennessee	3	8	4-0	45,021
O. 17	hL	6-7 Auburn	4	11	4-1	44,174
O. 24	aW	21-13 Tulane	9		5-1	30,000
O. 31	hL	7-10 Duke	9		5-2	44,174
N. 7	aW	14-10 Notre Dame	19		6-2	58,575
N. 14	aL	7-9 Alabama (@Birmingham)	15		6-3	43,500
N. 28	hL	14-21 Georgia	6		6-4	44,174
J. 2	nL	7-14 #Arkansas (Gator Bowl)	9		6-5	45,104

## 1960 • 5-5, 4-4 SEC

### Captain: Gerald Burch

Date	Result	Opponent	GT	Opp	Rec	Att
S. 17	hW	23-13 Kentucky			1-0	40,594
S. 24	aW	16-13 Rice	13		2-0	35,000
O. 1	aL	17-18 Florida	10		2-1	39,000
O. 8	hW	6-2 LSU			3-1	44,176
O. 15	nL	7-9 Auburn (@Birmingham)	19		3-2	44,000
O. 22	hW	14-6 Tulane			4-2	43,608
O. 29	aL	0-6 Duke	15		4-3	40,000
N. 5	hW	14-7 Tennessee		8	5-3	45,072
N. 12	hL	15-16 Alabama			5-4	44,006
N. 26	aL	6-7 Georgia			5-5	55,000

NOTE: From 1961-1967, the AP poll ranked only 10 teams

## 1961 • 7-4, 4-3 SEC ♦

### Captains: Chick Graning, Willie McGaughey, Billy Williamson

Date	Result	Opponent	GT	Opp	Rec	Att
S. 22	aW	27-7 Southern Cal	9		1-0	39,590
S. 30	hW	24-0 Rice			2-0	43,501
O. 7	aL	0-10 LSU	3		2-1	66,000
O. 14	hW	21-0 Duke			3-1	44,015
O. 21	hW	7-6 Auburn	8		4-1	45,376
O. 28	aW	35-0 Tulane	9		5-1	18,000
N. 4	hW	20-0 Florida	7		6-1	44,940
N. 11	aL	6-10 Tennessee	9		6-2	46,000
N. 18	aL	0-10 Alabama (@Birmingham)	2		6-3	53,000
D. 2	hW	22-7 Georgia			7-3	47,098
D. 30	nL	15-30 #Penn State (Gator Bowl)	13	17	7-4	50,202



KIM KING was named National Player of the Week by Sports Illustrated after Tech's win over eighth-ranked Tennessee in 1966.

## 1962 • 7-3-1, 5-2 SEC ♦

### Captain: Tom Winingder

Date	Result	Opponent	GT	Opp	Rec	Att
S. 22	hW	26-9 Clemson			1-0	51,140
S. 29	aW	17-0 Florida	8		2-0	44,500
O. 6	hL	7-10 #LSU	5		2-1	49,744
O. 13	hW	17-0 Tennessee	11		3-1	52,223
O. 20	aL	14-17 Auburn (@Birmingham)			3-2	56,319
O. 27	hW	42-12 Tulane			4-2	46,370
N. 3	aW	20-9 Duke			5-2	44,000
N. 10	hT	14-14 Florida State			5-2-1	43,802
N. 17	hW	7-6 Alabama	1		6-2-1	52,971
D. 1	aW	37-6 Georgia			7-2-1	55,000
D. 22	nL	10-14 #Missouri (Bluebonnet Bowl)			7-3-1	55,000

## 1963 • 7-3, 4-3 SEC

### Captain: Billy Lothridge

Date	Result	Opponent	GT	Opp	Rec	Att
S. 14	hW	9-0 #Florida			1-0	43,000
S. 28	hW	27-0 Clemson	9		2-0	33,916
O. 5	aL	6-7 LSU	7		2-1	68,000
O. 12	aW	23-7 Tennessee			3-1	51,527
O. 19	hL	21-29 Auburn	8		3-2	53,091
O. 26	aW	17-3 Tulane			4-2	15,000
N. 2	hW	30-6 Duke			5-2	52,266
N. 9	hW	15-7 Florida State			6-2	49,804
N. 16	aL	11-27 Alabama (@Birmingham)	7		6-3	54,000
N. 30	hW	14-3 Georgia			7-3	53,052

## 1964 • 7-3

### Captains: Bill Curry, Johnny Gresham

Date	Result	Opponent	GT	Opp	Rec	Att
S. 19	hW	14-2 Vanderbilt			1-0	44,288
S. 26	hW	20-0 Miami (Fla.)			2-0	44,115
O. 3	hW	14-7 Clemson			3-0	46,571
O. 9	nW	17-0 Navy (@Jacksonville, Fla.)			4-0	40,000
O. 17	nW	7-3 Auburn (@Birmingham)			5-0	57,000
O. 24	hW	7-6 Tulane			6-0	45,129
O. 31	aW	21-8 Duke	8		7-0	45,000
N. 7	hL	14-22 Tennessee	7		7-1	50,763
N. 14	hL	7-24 Alabama	10	2	7-2	53,505
N. 28	aL	0-7 Georgia			7-3	52,000

# SCORES

1965 • 7-3-1 ♦

**Captains: John Battle, Tommy Bleick**

Date	Result	Opponent	GT	Opp	Rec	Att
S. 18	aT 10-10	Vanderbilt			0-0-1	22,275
S. 25	hL 10-14	Texas A&M			0-1-1	45,843
O. 2	hW 38-6	Clemson			1-1-1	46,736
O. 9	aW 13-10	Tulane			2-1-1	35,000
O. 16	hW 23-14	Auburn			3-1-1	50,164
O. 23	hW 37-16	Navy			4-1-1	49,793
O. 30	hW 35-23	Duke			5-1-1	46,981
N. 6	aL 7-21	Tennessee			5-2-1	52,174
N. 13	hW 42-19	Virginia			6-2-1	40,094
N. 27	hL 7-17	Georgia			6-3-1	52,013
J. 1	nW 31-21	#Texas Tech (Gator Bowl)	10		7-3-1	60,127

1966 • 9-2 ♦

**Captains: Jim Breland, Bill Moorer, Billy Schroer, Sammy Burke**

Date	Result	Opponent	GT	Opp	Rec	Att
S. 17	hW 38-3	Texas A&M			1-0	36,215
S. 24	hW 42-0	Vanderbilt			2-0	42,260
O. 1	hW 13-12	Clemson	9		3-0	44,735
O. 8	hW 6-3	#Tennessee	9	8	4-0	52,180
O. 15	aW 17-3	Auburn (@Birmingham)	7		5-0	54,000
O. 22	hW 35-17	Tulane	6		6-0	44,355
O. 29	aW 48-7	Duke	6		7-0	42,000
N. 5	hW 14-13	Virginia	5		8-0	42,126
N. 12	hW 21-0	Penn State	5		9-0	50,172
N. 26	aL 14-23	Georgia	5	7	9-1	48,782
J. 2	nL 12-27	#Florida (Orange Bowl)	8		9-2	72,426

1968 • 4-6

**Captains: Bill Kinard, Joel Stevenson**

Date	Result	Opponent	GT	Opp	Rec	Att
S. 21	hW 17-7	Texas Christian			1-0	43,273
S. 28	hL 7-10	Miami (Fla.)	15		1-1	44,774
O. 5	hW 24-21	Clemson			2-1	56,116
O. 12	hL 7-24	Tennessee	10		2-2	60,011
O. 19	aW 21-20	Auburn (@Birmingham)			3-2	50,000
O. 26	hW 23-19	Tulane			4-2	47,481
N. 2	aL 30-46	Duke			4-3	25,000
N. 9	hL 15-35	Navy			4-4	31,624
N. 16	aL 6-34	Notre Dame	9		4-5	50,075
N. 30	aL 8-47	Georgia	4		4-6	59,537

1969 • 4-6

**Captains: Gene Spiotta, Renso Perdoni**

Date	Result	Opponent	GT	Opp	Rec	Att
S. 20	hW 24-21	SMU			1-0	46,624
S. 27	hW 17-10	Baylor			2-0	37,776
O. 4	hL 10-21	Clemson			2-1	50,224
O. 11	aL 8-26	Tennessee	10		2-2	63,171
O. 18	hL 14-17	Auburn	15		2-3	59,464
O. 25	aL 18-29	Southern Cal	7		2-4	53,341
N. 1	hW 20-7	Duke			3-4	41,113
N. 8	aL 7-14	Tulane			3-5	19,450
N. 15	hL 20-38	#Notre Dame	9		3-6	41,104
N. 29	hW 6-0	Georgia			4-6	60,106

1970 • 9-3 ♦

**Captains: Jack Williams, Renso Perdoni**

Date	Result	Opponent	GT	Opp	Rec	Att
S. 12	hW 23-20	South Carolina	17		1-0	51,206
S. 19	hW 23-13	Florida State			2-0	50,324
S. 26	hW 31-21	Miami	19		3-0	44,246
O. 3	hW 28-7	Clemson	15		4-0	50,113
O. 10	hL 6-17	Tennessee	13	20	4-1	59,624
O. 17	aL 7-31	Auburn	16	8	4-2	62,391
O. 24	hW 20-6	Tulane			5-2	32,129
O. 31	aW 24-16	Duke			6-2	32,650
N. 7	hW 30-8	Navy			7-2	50,105
N. 14	aL 7-10	Notre Dame	1		7-3	59,075
N. 28	aW 17-7	Georgia	16		8-3	59,803
D. 19	nW 17-9	#Texas Tech (Sun Bowl)	13	19	9-3	30,512

1971 • 6-6 ♦

**Captains: Brent Cunningham, Jeff Ford**

Date	Result	Opponent	GT	Opp	Rec	Att
S. 11	aL 7-24	South Carolina	17		0-1	54,842
S. 18	hW 10-0	Michigan State		18	1-1	50,646
S. 25	hL 13-16	Army			1-2	40,123
O. 2	hW 24-14	Clemson			2-2	50,239
O. 9	aL 6-10	Tennessee	13		2-3	63,671
O. 16	hL 14-31	Auburn	5		2-4	60,204
O. 23	aW 24-16	Tulane			3-4	50,248
O. 30	hW 21-0	Duke			4-4	49,886
N. 6	hW 34-21	Navy			5-4	44,821
N. 13	hW 12-6	Florida State			6-4	44,261
N. 25	hL 24-28	#Georgia (Thanksgiving)	7		6-5	60,124
D. 30	nL 18-41	#Mississippi (Peach Bowl)	17		6-6	36,771

1967 • 4-6

**Captains: Kim King, David Barber, Randall Edmunds**

Date	Result	Opponent	GT	Opp	Rec	Att
S. 23	aW 17-10	Vanderbilt			1-0	24,000
S. 30	hW 24-7	Texas Christian			2-0	55,299
O. 7	hW 10-0	Clemson			3-0	59,588
O. 14	aL 13-24	#Tennessee			3-1	55,119
O. 21	hL 10-28	Auburn			3-2	59,603
O. 28	aL 12-23	Tulane			3-3	29,643
N. 4	hW 19-7	Duke			4-3	50,103
N. 10	aL 7-49	Miami (Fla.)			4-4	48,267
N. 18	hL 3-36	Notre Dame	9		4-5	60,024
N. 25	hL 14-21	#Georgia			4-6	53,699



**BUD  
CARSON**  
North Carolina 1952

Record:  
27-27-0 • .500  
1967-1971 • 5 yrs

# SCORES



## BILL FULCHER

Georgia Tech 1957

Record:

12-10-1 • .543  
1972-1973 • 2 yrs



## PEPPER RODGERS

Georgia Tech 1955

Record:

34-31-2 • .522  
1974-1979 • 6 yrs

1972 • 7-4-1 ♦

*Captains: Brad Bourne, Rick Lantz*

Date	Result	Opponent	GT	Opp	Rec	Att
S. 9	hL 3-34	#Tennessee	15	0-1	52,112	
S. 16	hW 34-6	South Carolina		1-1	48,224	
S. 23	aW 21-16	Michigan State	18	2-1	44,141	
S. 30	hT 36-36	Rice		2-1-1	41,179	
O. 7	hW 31-9	Clemson		3-1-1	50,239	
O. 21	aL 14-24	Auburn	14	3-2-1	60,261	
O. 28	hW 21-7	Tulane		4-2-1	48,096	
N. 4	aL 14-20	Duke		4-3-1	37,300	
N. 11	hW 42-10	Boston College		5-3-1	36,114	
N. 18	hW 30-7	Navy		6-3-1	39,233	
D. 2	aL 7-27	Georgia		6-4-1	60,241	
D. 18	nW 31-30	#Iowa State (Liberty Bowl)		7-4-1	50,021	

1973 • 5-6

*Captains: Jim Owings, Steve Putnal*

Date	Result	Opponent	GT	Opp	Rec	Att
S. 15	aL 28-41	South Carolina		0-1	51,584	
S. 22	hL 6-23	Southern California	1	0-2	58,228	
S. 29	hW 29-21	Clemson		1-2	48,062	
O. 6	hW 14-10	Army		2-2	50,111	
O. 13	aL 14-20	Tennessee	8	2-3	70,616	
O. 20	hL 10-24	Auburn		2-4	59,123	
O. 27	aL 14-23	Tulane		2-5	66,826	
N. 3	hW 12-10	Duke		3-5	47,129	
N. 10	hW 36-7	VMI		4-5	38,112	
N. 17	nW 26-22	Navy (@Jacksonville)		5-5	26,235	
D. 1	hL 3-10	Georgia		5-6	60,316	



**BRENT CUNNINGHAM** helped Georgia Tech upset nationally-ranked Michigan State two years in a row (1971-72).

1974 • 6-5

*Captains: Billy Shields, Joe Harris, Randy Rhino*

Date	Result	Opponent	GT	Opp	Rec	Att
S. 9	hL 7-31	#Notre Dame (Monday)	2	0-1	44,228	
S. 14	hW 35-20	South Carolina		1-1	47,171	
S. 21	hL 17-27	Pittsburgh	15	1-2	37,361	
S. 28	aL 17-21	Clemson		1-3	42,000	
O. 5	hW 28-24	Virginia		2-3	26,371	
O. 12	hW 29-28	North Carolina		3-3	38,413	
O. 19	aL 22-31	Auburn	5	3-4	62,907	
O. 26	hW 27-7	#Tulane	18	4-4	48,623	
N. 2	aL 0-9	Duke		4-5	34,500	
N. 16	hW 22-0	Navy		5-5	41,132	
N. 30	aW 34-14	Georgia		6-5	47,500	

1975 • 7-4

*Captains: Mark Hunter, Rick Gibney, Steve Crawford*

Date	Result	Opponent	GT	Opp	Rec	Att
S. 13	aL 17-23	South Carolina		0-1	51,428	
S. 20	hW 38-23	Miami (Fla.)		1-1	32,334	
S. 27	hW 33-28	Clemson		2-1	46,212	
O. 4	hW 30-0	Florida State		3-1	35,261	
O. 11	hW 38-10	VMI		4-1	40,194	
O. 18	hL 27-31	Auburn		4-2	58,316	
O. 25	aW 23-0	Tulane		5-2	63,333	
N. 1	hW 21-6	Duke		6-2	44,116	
N. 8	aL 3-24	Notre Dame	12	6-3	59,075	
N. 15	hW 14-13	Navy		7-3	36,231	
N. 27	hL 26-42	#Georgia (Thanksgiving)	15	7-4	55,135	

1976 • 4-6-1

*Captains: Lucius Sanford, Leo Tierney, Tony Daykin*

Date	Result	Opponent	GT	Opp	Rec	Att
S. 11	hL 17-27	#South Carolina		0-1	38,923	
S. 18	hL 14-42	Pittsburgh	3	0-2	43,424	
S. 25	hT 24-24	Clemson		0-2-1	43,937	
O. 2	hW 35-14	Virginia		1-2-1	38,119	
O. 9	hL 7-42	Tennessee		1-3-1	55,631	
O. 16	aW 28-10	Auburn		2-3-1	63,876	
O. 23	hW 28-16	Tulane		3-3-1	31,214	
O. 30	aL 7-31	Duke		3-4-1	30,300	
N. 6	hW 23-14	Notre Dame	11	4-4-1	50,079	
N. 13	aL 28-34	Navy		4-5-1	20,010	
N. 27	aL 10-13	Georgia	4	4-6-1	60,500	

# SCORES

## 1977 • 6-5

**Captains:** Lucius Sanford, Randy Pass,  
Freeman Colbert, Lawton Hydrick

Date	Result	Opponent	GT	Opp	Rec	Att
S. 10	aL	0-17 South Carolina			0-1	55,934
S. 17	hW	10-6 Miami (Fla.)			1-1	31,916
S. 24	aL	14-31 Clemson			1-2	50,116
O. 1	hW	30-3 Air Force			2-2	30,067
O. 8	aW	24-8 Tennessee			3-2	82,631
O. 15	hW	38-21 Auburn			4-2	54,961
O. 22	aW	38-14 Tulane			5-2	28,345
O. 29	hL	24-25 Duke			5-3	47,131
N. 5	aL	14-69 Notre Dame	5		5-4	59,075
N. 12	aL	16-20 Navy			5-5	18,590
N. 26	hW	16-7 Georgia			6-5	60,104

## 1978 • 7-5 ♦

**Captains:** Eddie Lee Ivery, Donald Patterson,  
Jeff Shank, Mike Taylor

Date	Result	Opponent	GT	Opp	Rec	Att
S. 9	aL	10-28 Duke			0-1	27,865
S. 16	hL	22-34 California			0-2	26,577
S. 23	hW	27-17 Tulane			1-2	25,805
S. 30	hW	28-0 The Citadel			2-2	21,802
O. 7	hW	6-3 South Carolina			3-2	36,128
O. 14	hW	24-19 Miami (Fla.)			4-2	29,695
O. 21	aW	24-10 #Auburn			5-2	59,111
O. 28	hW	17-13 #Florida			6-2	44,866
N. 11	aW	42-21 Air Force			7-2	19,564
N. 18	hL	21-38 Notre Dame	20	10	7-3	54,526
D. 2	aL	28-29 #Georgia		11	7-4	59,700
D. 25	nL	21-41 Purdue (Peach Bowl)	7	7-5		20,277

## 1979 • 4-6-1

**Captain:** Tom Daniel

Date	Result	Opponent	GT	Opp	Rec	Att
S. 8	hL	6-30 #Alabama	2		0-1	57,621
S. 22	aT	7-7 Florida			0-1-1	60,313
S. 29	hW	33-7 William & Mary			1-1-1	28,511
O. 6	aL	13-21 Notre Dame		10	1-2-1	59,075
O. 13	aL	0-31 Tennessee			1-3-1	85,524
O. 20	hL	14-38 Auburn		14	1-4-1	54,236
O. 27	aL	7-12 Tulane			1-5-1	51,963
N. 3	hW	24-14 Duke			2-5-1	23,445
N. 10	hW	21-0 Air Force			3-5-1	30,113
N. 17	hW	24-14 Navy			4-5-1	24,318
D. 1	aL	3-16 #Georgia			4-6-1	48,781



**BILL  
CURRY**  
Georgia Tech 1965  
Record:  
31-43-4 • .423  
1980-1986 • 7 yrs

## 1980 • 1-9-1

**Captains:** Ben Utt, Duane Wood, Ken Taylor, Darrell Thomas

Date	Result	Opponent	GT	Opp	Rec	Att
S. 6	aL	3-26 Alabama (@Birmingham)		2	0-1	78,410
S. 20	hL	12-45 Florida			0-2	35,165
S. 27	hW	17-8 Memphis State			1-2	28,062
O. 4	aL	0-33 North Carolina		10	1-3	49,750
O. 11	hL	10-23 Tennessee			1-4	50,127
O. 18	aL	14-17 Auburn			1-5	57,950
O. 25	hL	14-31 Tulane			1-6	35,119
N. 1	aL	12-17 Duke			1-7	18,200
N. 8	hT	3-3 Notre Dame		1	1-7-1	41,226
N. 15	hL	8-19 Navy			1-8-1	17,631
N. 29	aL	20-38 Georgia		1	1-9-1	62,800

## 1981 • 1-10

**Captains:** David Lutz, Lance Skelton, Mark Bradley,  
Ken Carney

Date	Result	Opponent	GT	Opp	Rec	Att
S. 12	aW	24-21 #Alabama (@Birmingham)		4	1-0	78,865
S. 19	aL	6-27 Florida			1-1	63,876
S. 26	hL	15-28 Memphis State			1-2	32,463
O. 3	hL	7-28 North Carolina		6	1-3	39,263
O. 10	aL	7-10 Tennessee			1-4	94,478
O. 17	hL	7-31 Auburn			1-5	50,263
O. 24	aL	10-27 Tulane			1-6	37,431
O. 31	hL	24-38 Duke			1-7	30,232
N. 7	aL	3-35 Notre Dame			1-8	59,075
N. 14	hL	14-20 Navy			1-9	20,129
N. 28	hL	7-44 #Georgia		3	1-10	58,623

## 1982 • 6-5

**Captains:** David Lutz, Sammy Brown, Kevin Brownlee

Date	Result	Opponent	GT	Opp	Rec	Att
S. 11	hL	7-45 Alabama		4	0-1	57,126
S. 18	hW	36-7 The Citadel			1-1	24,463
S. 25	aW	24-20 Memphis State			2-1	15,061
O. 2	aL	0-41 North Carolina		12	2-2	49,500
O. 9	aW	19-13 Tulane			3-2	34,321
O. 16	aL	0-24 Auburn			3-3	57,000
O. 23	hW	31-21 #Tennessee			4-3	43,182
O. 30	hL	21-38 Duke			4-4	36,562
N. 6	hW	38-32 Virginia			5-4	22,103
N. 13	aW	45-7 Wake Forest			6-4	19,257
N. 27	aL	18-38 Georgia		1	6-5	82,122



**DAVID SIMS**, carrying the ball against Auburn, was the first Georgia Tech running back to gain over 2,000 yards.

# SCORES

## 1983 • 3-8, 3-2 ACC (3rd)

**Captains:** Rob Horton, Dean Waters, Ron Rice

Date	Result	Opponent	GT	Opp	Rec	Att
S. 10	aL	7-20 Alabama (@Birmingham)	14	0-1	77,143	
S. 17	hL	14-17 Furman		0-2	24,311	
S. 24	aL	14-41 #Clemson		0-3	73,000	
O. 1	hL	21-38 North Carolina	5	0-4	34,000	
O. 8	aW	20-10 NC State		1-4	40,800	
O. 15	hL	13-31 Auburn	5	1-5	55,112	
O. 22	aL	3-37 Tennessee		1-6	94,768	
O. 29	aL	26-32 Duke		1-7	17,650	
N. 3	hW	31-27 #Virginia (Thursday)		2-7	22,032	
N. 12	hW	49-33 Wake Forest		3-7	26,330	
N. 26	hL	24-27 Georgia	7	3-8	59,113	

## 1984 • 6-4-1, 2-2-1 (5th) ACC

**Captains:** David Bell, Donnie Chisholm, Robert Lavette

Date	Result	Opponent	GT	Opp	Rec	Att
S. 15	hW	16-6 #Alabama	19	1-0	56,107	
S. 22	hW	48-3 The Citadel		2-0	31,684	
S. 29	hW	28-21 #Clemson	18	13	57,704	
O. 6	hL	22-27 #NC State	12	3-1	32,627	
O. 13	aT	20-20 Virginia	20	3-1-1	40,067	
O. 20	aL	34-48 Auburn	13	3-2-1	75,216	
O. 27	hL	21-24 Tennessee		3-3-1	45,167	
N. 3	hW	31-3 Duke		4-3-1	36,393	
N. 10	aL	17-24 North Carolina		4-4-1	47,000	
N. 17	aW	24-7 Wake Forest		5-4-1	22,700	
D. 1	aW	35-18 #Georgia	18	6-4-1	82,122	

## 1985 • 9-2-1, 5-1 ACC (2nd) ♦


**Captains:** John Ivmeyer, Ted Roof, Mike Snow

Date	Result	Opponent	GT	Opp	Rec	Att
S. 14	aW	28-18 #NC State		1-0	32,100	
S. 21	hL	13-24 Virginia		1-1	38,291	
S. 28	aW	14-3 Clemson		2-1	78,000	
O. 5	hW	31-0 #North Carolina		3-1	35,625	
O. 12	hW	24-17 Western Carolina		4-1	36,111	
O. 19	hL	14-17 #Auburn	8	4-2	57,501	
O. 26	aT	6-6 #Tennessee	16	4-2-1	94,575	
N. 2	aW	9-0 Duke		5-2-1	14,400	
N. 9	hW	35-7 UT-Chattanooga		6-2-1	25,763	
N. 16	hW	41-10 #Wake Forest		7-2-1	28,575	
N. 30	hW	20-16 #Georgia	20	8-2-1	59,602	
D. 31	nW	17-14 #Michigan State (All-American Bowl)		9-2-1	45,000	

## 1986 • 5-5-1, 3-3 ACC (4th)

**Captains:** Cory Collier, Kyle Ambrose, Bart Jones

Date	Result	Opponent	GT	Opp	Rec	Att
S. 13	hT	17-17 Furman		0-0-1	33,352	
S. 20	aW	28-14 Virginia		1-0-1	34,800	
S. 27	hL	3-27 #Clemson		1-1-1	46,062	
O. 4	aL	20-21 North Carolina		1-2-1	50,000	
O. 11	hW	59-21 #NC State		2-2-1	24,110	
O. 18	aL	10-31 Auburn	7	2-3-1	72,500	
O. 25	hW	14-13 #Tennessee		3-3-1	28,432	
N. 1	hW	34-6 Duke		4-3-1	37,102	
N. 8	hW	52-6 VMI		5-3-1	23,542	
N. 22	aL	21-24 #Wake Forest		5-4-1	17,300	
N. 29	aL	24-31 #Georgia	18	5-5-1	82,122	



### BOBBY ROSS

VMI 1959

**Record:**  
31-26-1 • .543  
1987-1991 • 5 yrs

## 1987 • 2-9, 0-6 ACC (8th)

**Captains:** Ivery Lee, Malcolm King

Date	Result	Opponent	GT	Opp	Rec	Att
S. 12	hW	51-12 The Citadel		1-0	31,211	
S. 19	hL	23-30 North Carolina		1-1	33,151	
S. 26	aL	12-33 #Clemson	9	1-2	80,000	
O. 3	aL	0-17 #NC State		1-3	36,300	
O. 10	hW	38-0 Indiana State		2-3	30,039	
O. 17	hL	10-20 Auburn	5	2-4	45,559	
O. 24	aL	15-29 Tennessee	13	2-5	93,011	
O. 31	aL	14-48 Duke		2-6	30,800	
N. 7	hL	14-23 #Virginia		2-7	38,111	
N. 21	hL	6-33 Wake Forest		2-8	21,114	
N. 28	hL	16-30 #Georgia	14	2-9	45,103	

## 1988 • 3-8, 0-7 ACC (8th)

**Captains:** Eric Bearden, Cedric Stallworth

Date	Result	Opponent	GT	Opp	Rec	Att
S. 10	hW	24-10 UT-Chattanooga		1-0	22,720	
S. 17	aL	16-17 #Virginia		1-1	24,800	
S. 24	hL	13-30 Clemson	12	1-2	45,106	
O. 1	hL	6-14 #NC State		1-3	36,892	
O. 8	aL	8-13 #Maryland		1-4	36,969	
O. 15	hW	34-0 South Carolina	8	2-4	45,103	
O. 22	aL	17-20 North Carolina		2-5	42,000	
O. 29	hL	21-31 Duke		2-6	40,393	
N. 5	hW	34-7 VMI		3-6	26,923	
N. 12	aL	24-28 Wake Forest		3-7	21,500	
N. 26	aL	3-24 #Georgia	20	3-8	82,011	

## 1989 • 7-4, 4-3 ACC (T-4th)

**Captains:** Jerry Mays, Eric Thomas

Date	Result	Opponent	GT	Opp	Rec	Att
S. 9	aL	28-38 #NC State	25	0-1	40,800	
S. 16	hL	10-17 #Virginia		0-2	38,062	
S. 23	aL	10-21 South Carolina		0-3	70,018	
O. 7	hW	28-24 Maryland		1-3	32,062	
O. 14	aW	30-14 Clemson	14	2-3	82,500	
O. 21	hW	17-14 North Carolina		3-3	41,114	
O. 28	aL	19-30 Duke		3-4	38,621	
N. 4	hW	34-7 Western Carolina		4-4	28,821	
N. 18	hW	43-14 #Wake Forest		5-4	26,114	
N. 25	hW	13-12 Boston College		6-4	28,221	
D. 2	hW	33-22 Georgia		7-4	46,064	

# SCORES

1990 • 11-0-1, 6-0-1 ACC (1st) ★ ◆

**National Champions (UPI)**

**Atlantic Coast Conference Champions**

**Captains: Darryl Jenkins, Jeremiah McClary**

Date	Result	Opponent	GT	Opp	Rec	Att
S. 8	hW	21-13 #NC State			1-0	40,021
S. 22	hW	44-9 UT-Chattanooga			2-0	32,911
S. 29	hW	27-6 #South Carolina	25/NR		3-0	46,011
O. 6	aW	31-3 #Maryland	23/18		4-0	31,941
O. 13	hW	21-19 #Clemson	18/15	15/14	5-0	46,066
O. 20	aT	13-13 North Carolina	11/11		5-0-1	48,000
O. 27	hW	48-31 #Duke	16/12		6-0-1	44,061
N. 3	aW	41-38 #Virginia	16/14	1/1	7-0-1	49,700
N. 10	hW	6-3 Virginia Tech	7/7		8-0-1	43,011
N. 17	aW	42-7 Wake Forest	4/5		9-0-1	13,493
D. 1	aW	40-23 #Georgia	2/3		10-0-1	82,122
J. 1	nW	45-21 #Nebraska	2/2	19/13	11-0-1	73,328

(Florida Citrus Bowl)

NOTE: For 1990, rankings listed are AP / UPI.

Beginning with 1991, rankings listed are AP / USA Today.

1991 • 8-5, 5-2 ACC (T-2nd) ◆

**Captains: Mike Mooney, Willie Clay, Steve Pharr**

Date	Result	Opponent	GT	Opp	Rec	Att
A. 28	nL	22-34 #Penn State (Wed.)	*8/6	7/8	0-1	77,409
		(Kickoff Classic, East Rutherford, N.J.)				
S. 14	aW	30-14 Boston College	17/18		1-1	26,108
S. 19	hW	24-21 #Virginia (Thursday)	17/19		2-1	42,192
S. 28	aL	7-9 #Clemson	19/18	7/5	2-2	83,500
O. 5	aL	21-28 #NC State	21/23	19/18	2-3	44,105
O. 12	hW	34-10 #Maryland			3-3	42,011
O. 19	aL	14-23 South Carolina			3-4	67,220
O. 26	hW	35-14 #North Carolina			4-4	45,542
N. 2	aW	17-6 Duke			5-4	38,732
N. 9	hW	19-17 Furman			6-4	40,039
N. 16	hW	27-3 #Wake Forest			7-4	38,124
N. 30	hL	15-18 #Georgia	25/NR		7-5	46,053
D. 25	nW	18-17 #Stanford (Aloha Bowl)	17/17		8-5	34,433

\* Preseason poll



**BILL  
LEWIS**

**East Stroudsburg  
State 1963**

**Record:**

**11-19 • .367**

**1992-1994 • 3 yrs**

1992 • 5-6, 4-4 ACC (T-4th)

**Captains: Shawn Jones, Coleman Rudolph,  
Kevin Battle, Steve Pharr**

Date	Result	Opponent	GT	Opp	Rec	Att
S. 12	hW	37-19 Western Carolina	24/24		1-0	41,911
S. 19	aL	24-55 Virginia	22/20	20/19	1-1	42,100
S. 26	hW	20-16 #Clemson		16/14	2-1	46,033
O. 3	hW	16-13 #NC State	23/23	21/18	3-1	40,761
O. 10	aW	28-26 Maryland	17/17		4-1	26,250
O. 17	hL	29-24 #Florida State	16/17	6/6	4-2	46,226
O. 24	aL	14-26 #North Carolina	19/19		4-3	52,800
O. 31	hW	20-17 #Duke			5-3	44,129
N. 7	aL	27-31 Baylor			5-4	38,213
N. 14	hL	23-10 Wake Forest			5-5	40,066
N. 28	aL	17-31 #Georgia		9/10	5-6	85,434

1993 • 5-6, 3-5 ACC (6th)

**Captains: Tom Johnson, Dorsey Levens**

Date	Result	Opponent	GT	Opp	Rec	Att
S. 11	hW	37-3 Furman			1-0	43,200
S. 16	hL	14-35 #Virginia (Thursday)		25/23	1-1	41,300
S. 25	aL	13-16 Clemson			1-2	75,000
O. 2	aL	0-51 #Florida State		1/1	1-3	74,611
O. 9	hW	38-0 Maryland			2-3	36,218
O. 16	hL	3-41 #North Carolina	14/13		2-4	39,216
O. 23	aL	23-28 #NC State			2-5	40,123
O. 30	aW	47-14 #Duke			3-5	30,470
N. 6	hW	37-27 Baylor			4-5	42,175
N. 13	aW	38-28 #Wake Forest			5-5	21,113
N. 25	hL	10-43 #Georgia (Thanksgiving)			5-6	46,018

1994 • 1-10, 0-8 ACC (9th)

**Captains: Jason Bender, Jamal Cox**

Date	Result	Opponent	GT	Opp	Rec	Att
S. 1	hL	14-19 #Arizona (Thursday)	*7/8		0-1	45,112
S. 10	hW	45-26 Western Carolina			1-1	40,012
S. 24	hL	12-27 Duke			1-2	40,107
O. 1	aL	13-21 #NC State		22/20	1-3	43,216
O. 8	aL	24-31 #North Carolina		14/14	1-4	52,200
O. 15	hL	7-24 Virginia			1-5	38,365
O. 22	aL	27-42 Maryland			1-6	30,429
N. 5	hL	10-41 #Florida State	8/6		1-7	45,206
N. 12	aL	10-20 #Clemson			1-8	71,000
N. 19	hL	13-20 Wake Forest			1-9	35,706
N. 25	aL	10-48 #Georgia (Friday)			1-10	84,113

\* NOTE: Arizona was the preseason No. 1 by Sports Illustrated.

# SCORES



## GEORGE O'LEARY

New Hampshire 1968

Record:  
52-33 • .612  
1995-2001 • 7 yrs

NOTE: George O'Leary was named interim head coach on Nov. 7, 1994, with three games remaining in the season. He was named permanently on Nov. 28, 1994.

### 1995 • 6-5, 5-3 ACC (4th)

Captains: Michael Cheever, Donnie Davis, Ryan Stewart

Date	Result	Opponent	GT	Opp	Rec	Att
S. 2	hW	#Furman			1-0	38,511
S. 7	aL	#Arizona (Thursday)		17/15	1-1	46,786
S. 16	aL	Virginia	NR	16/17	1-2	36,500
S. 28	hW	#Maryland (Thursday)		16/17	2-2	44,137
O. 7	aW	Duke			3-2	20,110
O. 14	hW	#North Carolina			4-2	40,201
O. 21	aL	#Florida State		1/1	4-3	76,400
O. 28	hL	#Clemson			4-4	45,245
N. 4	aW	Wake Forest			5-4	23,114
N. 11	hW	NC State			6-4	33,121
N. 23	hL	#Georgia (Thanksgiving)			6-5	46,205

### 1996 • 5-6, 4-4 ACC (5th)

Captains: Curtis McGee, Nathan Perryman

Date	Result	Opponent	GT	Opp	Rec	Att
S. 7	aW	#NC State			1-0	41,500
S. 14	hW	Wake Forest			2-0	45,750
S. 21	aL	#North Carolina		11/13	2-1	50,000
S. 26	hW	#Duke (Thursday)			3-1	44,145
O. 5	hW	#Virginia		12/11	4-1	44,900
O. 19	aL	#Clemson		22/24	4-2	70,000
O. 26	hW	#Central Florida			5-2	43,610
N. 2	hL	#Florida State		3/2	5-3	46,311
N. 14	aL	#Maryland (Thursday)			5-4	22,510
N. 23	hL	Navy			5-5	44,415
N. 30	aL	#Georgia			5-6	78,062

### 1997 • 7-5, 5-3 ACC (T-3rd) ♦

Captains: Keith Brooking, Ken Celaj, Ron Rogers, Harvey Middleton

Date	Result	Opponent	GT	Opp	Rec	Att
S. 6	aL	#Notre Dame		11/13	0-1	80,225
S. 20	aW	Wake Forest			1-1	22,832
S. 27	hW	#Clemson		17/21	2-1	45,275
O. 4	aW	#Boston College			3-1	38,462
O. 11	hW	#NC State		25/NR	4-1	44,915
O. 18	aL	#Florida State		21/25	4-2	78,157
O. 30	hL	#North Carolina (Thur.)		5/5	4-3	45,126
N. 8	aL	#Virginia			4-4	41,000
N. 15	aW	Duke			5-4	22,638
N. 22	hW	#Maryland			6-4	35,267
N. 29	hL	#Georgia		14/14	6-5	46,015
D. 29	nW	#West Virginia (Carquest Bowl)			7-5	28,262

## THANKSGIVING GAMES

Record: 21-12-2

1893	St. Albans	hL	0-6
1899	Clemson	aL	5-41
1902	Alabama	aL	0-26
1903	South Carolina	hL	0-16
1904	Cumberland	hW	18-0
1905	Clemson	hW	17-12
1906	Clemson	hL	0-10
1907	Clemson	hL	5-6
1908	Clemson	hW	30-6
1909	Clemson	hW	29-3
1910	Clemson	hW	34-0
1911	Clemson	hW	31-0
1912	Clemson	hW	23-0
1913	Clemson	hW	34-0
1914	Clemson	hW	26-6
1915	Auburn	hW	7-0
1916	Auburn	hW	33-7
1917	Auburn	hW	68-7
1918	Auburn	hW	41-0



GIVING THANKS: Tech hosted Auburn on Thanksgiving Day from 1915-29, including this Rambling Wreck victory in 1921.

1919	Auburn	hL	7-14
1920	Auburn	hW	34-0
1921	Auburn	hW	14-0
1922	Auburn	hW	14-6
1923	Auburn	hT	0-0
1924	Auburn	hW	7-0
1925	Auburn	hT	7-7
1926	Auburn	hW	20-7
1927	Auburn	hW	18-0
1928	Auburn	hW	51-0
1929	Auburn	hW	19-6
1930	Florida	hL	7-55
1971	Georgia	hL	24-28
1975	Georgia	hL	26-42
1993	Georgia	hL	10-43
1995	Georgia	hL	17-18



# SCORES

1998 • 10-2, 7-1 ACC (T-1st) ★ ♦

**Atlantic Coast Conference Co-Champions**

**Captains: Jerry Caldwell, Charlie Rogers, Kofi Smith**

Date	Result	Opponent	GT	Opp	Rec	Att
S. 5	hL	#Boston College			0-1	38,229
S. 12	hW	New Mexico State			1-1	36,382
S. 26	aW	#North Carolina			2-1	59,500
O. 3	hW	#Duke			3-1	35,724
O. 10	aW	#NC State	23/23		4-1	48,600
O. 17	hW	#Virginia	25/25	7/6	5-1	46,018
O. 24	hL	#Florida State	20/19	6/6	5-2	46,362
O. 31	aW	#Maryland <sup>1</sup>	23/24		6-2	25,183
N. 12	aW	#Clemson (Thursday)	22/23		7-2	62,000
N. 21	hW	Wake Forest	21/21		8-2	40,110
N. 28	aW	#Georgia	17/18	12/12	9-2	86,117
J. 1	nW	#Notre Dame	12/12	17/18	10-2	70,791

(Toyota Gator Bowl)

1-Ravens Stadium at Camden Yards, Baltimore, Md.

1999 • 8-4, 5-3 ACC (T-2nd) ♦

**Captains: Joe Hamilton, Travares Tillman**

Date	Result	Opponent	GT	Opp	Rec	Att
S. 4	aW	#Navy	10/11		1-0	30,311
S. 11	aL	#Florida State	10/10	1/1	1-1	80,187
S. 18	hW	Central Florida	12/13		2-1	45,355
S. 30	hW	#Maryland (Thursday)	10/12		3-1	44,612
O. 9	hW	#North Carolina (OT)	7/8		4-1	46,110
O. 16	aW	#Duke	8/9		5-1	16,648
O. 30	hW	#NC State	7/7		6-1	46,012
N. 6	aL	#Virginia	7/7		6-2	44,500
N. 13	hW	#Clemson	13/14		7-2	46,085
N. 20	aL	Wake Forest	14/12		7-3	25,230
N. 27	hW	#Georgia (OT)	20/16	16/21	8-3	46,450
J. 1	nL	#Miami (Toyota Gator Bowl)	17/15	23/23	8-4	43,416

2000 • 9-3, 6-2 ACC (T-2nd) ♦

**Captains: Chris Brown, Felipe Claybrooks, Brent Key, Jon Muyres**

Date	Result	Opponent	GT	Opp	Rec	Att
S. 2	hW	Central Florida			1-0	40,993
S. 9	hL	#Florida State		2/2	1-1	46,381
S. 16	hW	#Navy			2-1	46,032
S. 21	aL	#NC State (Thursday) (OT)			2-2	49,857
S. 30	aW	#North Carolina			3-2	52,000
O. 14	hW	#Wake Forest			4-2	43,829
O. 21	hW	#Duke			5-2	36,908
O. 28	aW	#Clemson	25/nr	5/4	6-2	84,000
N. 9	hW	#Virginia (Thursday)	24/nr		7-2	41,885
N. 18	aW	#Maryland	20/22		8-2	24,701
N. 25	aW	#Georgia	18/19	19/18	9-2	85,912
D. 29	nL	#LSU (Chick-fil-A Peach Bowl)	15/17		9-3	73,614

Note: Tech was scheduled to play at Virginia Tech on Aug. 27 in the BCA Bowl but the game was cancelled due to inclement weather.

2001 • 8-5, 4-4 ACC (T-4th) ♦

**Captains: George Godsey, Sean Gregory, Ross Mitchell, Nick Rogers, Chris Young**

Date	Result	Opponent	GT	Opp	Rec	Att
A. 26	nW	#Syracuse <sup>1</sup>	10/13		1-0	41,517
S. 1	hW	The Citadel	11/14		2-0	41,804
S. 8	aW	#Navy	10/13		3-0	30,602
S. 29	hL	#Clemson (OT)	9/11	nr/25	3-1	41,924
O. 6	aW	Duke	17/17		4-1	10,431
O. 11	hL	#Maryland (Thurs.) (OT)	15/15	22/20	4-2	40,574
O. 20	hW	#NC State	23/25		5-2	41,942
N. 1	aW	#North Carolina (Thursday)	23/21	22/nr	6-2	41,893
N. 10	aL	Virginia	20/17		6-3	52,494
N. 17	aW	Wake Forest	nr/23		7-3	24,263
N. 24	hL	#Georgia	21/19	19/23	7-4	41,974
D. 1	aL	#Florida State <sup>2</sup>			7-5	82,269
D. 27	nW	#Stanford (Seattle Bowl) <sup>3</sup>	11/11		8-5	30,144

1-Kickoff Classic, Giants Stadium, East Rutherford, N.J.

2-Game originally scheduled for Sept. 15 but postponed to Dec. 1

3-Mac McWhorter named interim head coach after George O'Leary resigned, Dec. 8, 2001



**CHAN  
GAILEY**

Florida 1974

Record:

7-6 • .538

2002-present • 1 yr

2002 • 7-6, 4-4 ACC (T-5th) ♦

**Captains: Jeremy Muyres, Raymond Roberts-Blake, Kerry Watkins, Ricardo Wimbush**

Date	Result	Opponent	GT	Opp	Rec	Att
A. 31	hW	#Vanderbilt			1-0	43,719
S. 7	aW	#Connecticut			2-0	16,751
S. 14	aL	#Clemson			2-1	78,000
S. 21	hW	#Brigham Young			3-1	43,719
S. 28	aW	#North Carolina			4-1	57,000
O. 5	hL	#Wake Forest			4-2	43,719
O. 17	aL	#Maryland (Thursday)			4-3	41,766
O. 26	hW	#Virginia			5-3	42,727
N. 2	aW	#NC State		10/8	6-3	51,500
N. 9	hL	#Florida State		17/18	6-4	43,719
N. 16	hW	Duke		5/5	7-4	41,335
N. 30	aL	#Georgia			7-5	86,520
D. 31	nL	#Fresno State (Silicon Valley Football Classic)			7-6	10,132

## GEORGIA TECH IN OVERTIME GAMES (2-3)

Date	Opponent	Result	OT	First Offense	Winning Score
10-9-99	North Carolina	hW 31-24	One	Tech	6-yd TD run by Joe Hamilton
11-27-99	Georgia	hW 51-48	One	Georgia	38-yd FG by Luke Manget
9-21-00	NC State	aL 23-30	One	NC State	23-yd TD pass, Philip Rivers to Koren Robinson
9-29-01	Clemson	hL 44-47	One	Tech	11-yd TD run by Woodrow Dantzler
10-11-01	Maryland	hL 17-20	One	Maryland	26-yd FG by Nick Novak

# GOVERNOR'S CUP

## Trophy Presented to Winner of Rivalry Game Between Tech & Georgia

From 1933 through 1993, a freshmen and then in later years, a junior varsity football game was played between Georgia Tech and the University of Georgia to benefit the needy children at Scottish Rite Children's Hospital. This game was played annually at Georgia Tech's Grant Field on Thanksgiving Day and moved the *Atlanta Constitution's* legendary journalist Ralph McGill to coin the oft-repeated phrase, "Strong legs will run so that weak legs may walk." This became the motto for the game.

The idea for the charity game was fostered in 1930 with an all-star game by teams representing the Northern and Southern Divisions of the old Southern Conference. The quarterback that day for the Northern team just happened to be Bobby Dodd. In 1933, Georgia Tech coach William Alexander and Georgia coach H.J. Stegeman asked a group of Atlanta businessmen to form a committee to sell tickets to the freshman game and give the proceeds to Scottish Rite, and an Atlanta tradition was born.

The proceeds of this game actually met the annual operating expenses of the hospital and kept the doors of this nationally recognized institution open for years.

The winner of this game was given the Governor's Cup, which was kept by the winning school until the following year.

In 1993, NCAA mandated scholarship and total player limitations forced the discontinuation of the game and the Governor's Cup was retired. In 1994, a "Legends Game" was played between the two teams



**GOVERNOR'S CUP:** *Tech has defeated Georgia and claimed the rivalry trophy three of the last five years.*

to keep the tradition alive, and appeals were made by the two athletic departments to the NCAA to continue the Governor's Cup presentations with the Varsity football game.

The NCAA now recognizes the Georgia-Georgia Tech varsity football game as a "special event." Beginning in 1995, this allows the hospital, now Children's Healthcare of Atlanta, to present the Governor's Cup annually to the winner of this game. In addition, the seniors on both teams receive a watch commemorating their participation and the seniors on the winning team receive a personalized, engraved replica of the actual Governor's Cup.

## GEORGIA TECH-GEORGIA J.V. GAME Annual Results (1933-1993)

1933 ..... L 0-13	1955 ..... L 0-23	1975 ..... L 6-23
1934 ..... W 20-14	1956 ..... W 14-12	1976 ..... W 13-7
1935 ..... L 6-7	1957 ..... L 7-13	1977 ..... L 12-20
1936 ..... L 12-20	1958 ..... W 21-0	1978 ..... L 0-29
1937 ..... W 20-12	1959 ..... L 7-8	1979 ..... W 16-6
1938 ..... W 8-0	1960 ..... T 22-22	1980 ..... L 6-24
1939 ..... L 0-33	1961 ..... W 13-7	1981 ..... W 15-14
1940 ..... L 0-36	1962 ..... L 0-18	1982 ..... W 18-17
1941 ..... L 13-29	1963 ..... W 14-3	1983 ..... L 16-21
1942 ..... L 6-21	1964 ..... L 6-7	1984 ..... L 24-27
1945 ..... W 20-12	1965 ..... L 0-18	1985 ..... L 19-23
1946 ..... W 7-6	1966 ..... L 6-17	1986 ..... W 20-14
1947 ..... L 13-20	1967 ..... W 14-0	1987 ..... W 25-0
1948 ..... W 9-7	1968 ..... W 19-18	1988 ..... L 6-40
1949 ..... L 0-18	1969 ..... L 20-28	1989 ..... W 45-0
1950 ..... W 54-6	1970 ..... W 20-9	1990 ..... W 38-24
1951 ..... W 38-26	1971 ..... W 17-12	1991 ..... W 21-14
1952 ..... W 33-13	1972 ..... W 21-10	1992 ..... L 12-38
1953 ..... W 12-7	1973 ..... W 27-19	1993 ..... L 14-21
1954 ..... W 26-6	1974 ..... L 25-38	

## HOMECOMING GAMES

Record: 40-13-1

Year	Opponent .....	Result
1949	Duke .....	L 14-27
1950	Kentucky .....	L 14-28
1951	Duke .....	T 14-14
1952	Vanderbilt .....	W 30-0
1953	Clemson .....	W 20-7
1954	Kentucky .....	L 6-13
1955	Duke .....	W 27-0
1956	Tulane .....	W 40-0
1957	Duke .....	W 13-0
1958	Alabama .....	L 8-17
1959	Duke .....	L 7-10
1960	Tulane .....	W 14-10
1961	Florida .....	W 20-0
1962	Tulane .....	W 42-12
1963	Duke .....	W 30-6
1964	Tulane .....	W 7-6
1965	Duke .....	W 35-23
1966	Penn State .....	W 21-0
1967	Duke .....	W 19-7
1968	Tulane .....	W 23-19
1969	Duke .....	W 20-7
1970	Navy .....	W 30-8
1971	Duke .....	W 21-0
1972	Tulane .....	W 21-7
1973	Duke .....	W 12-10
1974	North Carolina .....	W 29-28
1975	Duke .....	W 21-6
1976	Notre Dame .....	W 23-14
1977	Duke .....	L 24-25
1978	Florida .....	W 17-13
1979	Air Force .....	W 21-0
1980	Tulane .....	L 14-31
1981	Duke .....	L 24-38
1982	Duke .....	L 21-38
1983	Wake Forest .....	W 49-33
1984	Duke .....	W 31-3
1985	Western Carolina .....	W 24-17
1986	Duke .....	W 34-6
1987	Virginia .....	L 14-23
1988	Duke .....	L 21-31
1989	North Carolina .....	W 17-14
1990	Duke .....	W 48-31
1991	North Carolina .....	W 35-14
1992	Duke .....	W 20-17
1993	Baylor .....	W 37-27
1994	Wake Forest .....	L 13-20
1995	Clemson .....	L 3-24
1996	Central Florida .....	W 27-20
1997	NC State .....	W 27-17
1998	Virginia .....	W 41-38
1999	North Carolina (ot) .....	W 31-24
2000	Wake Forest .....	W 52-20
2001	NC State .....	W 27-17
2002	Virginia .....	W 23-15

# TELEVISION

## Record in TV Games: 96-85-1

### 1951

nW 17-14 Baylor (Orange Bowl)

### 1952

hW 7-3 Alabama ..... National  
nW 24-7 Mississippi (Sugar Bowl) ..... ABC

### 1953

nW 42-7 West Virginia (Sugar Bowl) ..... ABC

### 1954

hW 20-0 Alabama ..... National  
nW 14-6 Arkansas (Cotton Bowl) ..... NBC

### 1955

hW 14-6 Miami ..... NBC  
nW 7-0 Pittsburgh (Sugar Bowl) ..... ABC

### 1956

aW 14-6 Kentucky ..... NBC  
nW 21-14 Pittsburgh (Gator Bowl) ..... CBS

### 1959

nL 7-14 Arkansas (Gator Bowl) ..... CBS

### 1961

nL 15-30 Penn State (Gator Bowl) ..... CBS

### 1962

hL 7-10 LSU ..... NBC  
nL 10-14 Missouri (Bluebonnet Bowl) ..... CBS

### 1963

hW 9-0 Florida ..... ABC

### 1965

nW 31-21 Texas Tech (Gator Bowl) ..... ABC

### 1966

hW 6-3 Tennessee ..... ABC  
hL 12-27 Florida (Orange Bowl) ..... NBC

### 1967

aL 13-24 Tennessee ..... ABC-Regional  
hL 14-21 Georgia ..... ABC

### 1969

hL 20-38 Notre Dame ..... ABC

### 1970

nW 17-9 Texas Tech (Sun Bowl) ..... CBS

### 1971

hL 24-28 Georgia (Thanksgiving) ..... ABC  
nL 18-41 Mississippi (Peach Bowl) ..... Mizlou

### 1972

hL 3-34 Tennessee ..... ABC  
nW 31-30 Iowa State (Liberty Bowl) ..... ABC

### 1974

hL 7-31 Notre Dame (Monday) ..... ABC  
hW 27-7 Tulane ..... ABC-Regional

### 1975

hL 26-42 Georgia (Thanksgiving) ..... ABC

### 1976

hL 17-27 South Carolina ..... ABC-Regional

### 1978

aW 24-10 Auburn ..... ABC  
hW 17-13 Florida ..... ABC  
aL 28-29 Georgia ..... ABC  
nL 21-41 Purdue (Peach Bowl) ..... CBS

### 1979

hL 6-30 Alabama ..... ABC  
hL 3-16 Georgia ..... ABC-Regional

### 1981

aW 24-21 Alabama ..... ESPN-Delayed  
hL 7-44 Georgia ..... ABC

### 1982

hW 31-21 Tennessee ..... ABC-Regional

### 1983

aL 14-41 Clemson ..... ESPN-Delayed  
hW 31-27 Virginia (Thursday) ..... WTBS

### 1984

hW 16-6 Alabama ..... WTBS  
hW 28-21 Clemson ..... ESPN  
hL 22-27 NC State ..... JP  
aW 35-18 Georgia ..... JP

### 1985

aW 28-18 NC State ..... JP  
hW 31-0 North Carolina ..... JP  
hL 14-17 Auburn ..... CBS-Regional  
aT 6-6 Tennessee ..... ESPN

**ABC ..... 30-32**  
**CBS ..... 6-7**  
**NBC ..... 4-4**  
**ESPN/ESPN2 ... 14-19-1**  
**TBS ..... 7-2**  
**JP ..... 27-18**  
**Others ..... 8-3**

hW 41-10 Wake Forest ..... JP  
hW 20-16 Georgia ..... WTBS  
nW 17-14 Michigan State ..... WTBS  
(All-American Bowl)

### 1986

hL 3-27 Clemson ..... JP  
hW 59-21 NC State ..... JP  
hW 14-13 Tennessee ..... WTBS  
aL 21-24 Wake Forest ..... JP  
aL 24-31 Georgia ..... WTBS

### 1987

aL 12-33 Clemson ..... JP  
aL 0-17 NC State ..... JP  
hL 14-23 Virginia ..... JP  
hL 16-30 Georgia ..... ESPN

### 1988

aL 16-17 Virginia ..... JP  
hL 6-14 NC State ..... JP  
aL 8-13 Maryland ..... JP  
aL 3-24 Georgia ..... WTBS

### 1989

aL 28-38 NC State ..... JP  
hL 10-17 Virginia ..... JP  
hW 43-14 Wake Forest ..... JP

### 1990

hW 21-13 NC State ..... JP  
hW 27-3 South Carolina ..... ESPN  
aW 31-3 Maryland ..... JP  
hW 21-19 Clemson ..... JP  
hW 48-31 Duke ..... JP  
aW 41-31 Virginia ..... CBS  
aW 40-23 Georgia ..... TBS  
nW 45-21 Nebraska (Citrus Bowl) ..... ABC

### 1991

nL 22-34 Penn State (Kickoff Cl.) . Raycom-National  
hW 24-21 Virginia (Thursday) ..... ESPN  
aL 7-9 Clemson ..... ABC-Regional  
aL 21-28 NC State ..... JP  
hW 34-10 Maryland ..... JP  
hW 35-14 North Carolina ..... JP  
hW 27-3 Wake Forest ..... JP  
hL 15-18 Georgia ..... JP  
nW 18-17 Stanford (Aloha Bowl) ..... ABC

### 1992

hW 20-16 Clemson ..... ESPN  
hW 16-13 NC State ..... JP  
hL 24-29 Florida State ..... ESPN  
aL 14-26 North Carolina ..... ABC-Regional  
hW 20-17 Duke ..... JP  
aL 17-31 Georgia ..... ESPN

## THURSDAY NIGHT LIVE

*Georgia Tech has played 14 ESPN Thursday night games in the last 12 years, more than any other school. at Brigham Young, Aug. 28 vs. Maryland, Oct. 23, 2003*


1983	Virginia (TBS) .....	hW	31-27
1991	Virginia .....	hW	24-21
1993	Virginia .....	hL	14-35
1994	Arizona .....	hL	14-19
1995	Arizona (Prime) .....	aL	19-20
1995	Maryland .....	hW	31-3
1996	Duke .....	hW	48-22
1996	Maryland .....	aL	10-13
1997	North Carolina .....	hL	13-16
1998	Clemson .....	aW	24-21
1999	Maryland .....	hW	49-31
2000	NC State (ot) .....	aL	23-30
2000	Virginia .....	hW	35-0
2001	Maryland (ot) .....	hL	17-20
2001	North Carolina .....	hW	28-21
2002	Maryland .....	aL	10-34

# TELEVISION

## COLLEGE GAMEDAY COMES TO GEORGIA TECH


Oct. 24, 1998

**W**ith 19th-ranked Georgia Tech hosting No. 6 Florida State in a prime-time showdown, ESPN's popular College Gameday brought its road show to Bobby Dodd Stadium/Grant Field. From a field-level stage in the southwest corner of the stadium, ESPN's Chris Fowler (right, with goal post), Lee Corso (below) and Kirk Herbstreit made their predictions, with Tech students and fans cheering (or, in the case of FSU grad Corso, jeering) in the background.



Lee Corso (above left) after taking the Rambling Wreck for a test drive.

*Tech students were out in full force for Gameday, bringing pieces of the goal posts they had torn down the week before against Virginia.*



### 1993

hL 14-35	Virginia (Thursday)	ESPN
aL 0-51	Florida State	ABC-Regional
hL 3-41	North Carolina	ABC-Regional
aL 23-28	NC State	JP
aW 47-14	Duke	JP
aW 38-28	Wake Forest	JP
hL 10-43	Georgia (Thanksgiving)	ABC

### 1994

hL 14-19	Arizona (Thursday)	ESPN
aL 13-21	NC State	ABC-Regional
aL 24-31	North Carolina	JP
hL 10-41	Florida State	JP
aL 10-20	Clemson	JP
aL 10-48	Georgia (Friday)	ESPN

### 1995

hW 51-7	Furman	JP
aL 19-20	Arizona (Thursday)	Prime
hW 31-3	Maryland (Thursday)	ESPN
hW 27-25	North Carolina	JP
aL 10-41	Florida State	ABC-Regional
hL 3-24	Clemson	JP
hL 17-18	Georgia (Thanksgiving)	ABC

### 1996

aW 28-16	NC State	ABC-Regional
aL 0-16	North Carolina	ABC-Regional
hW 48-22	Duke (Thursday)	ESPN
hW 13-7	Virginia	ABC-Regional
aL 25-28	Clemson	ABC-Regional
hW 27-20	Central Florida	Sunshine (PPV)
hL 3-49	Florida State	ESPN
aL 10-13	Maryland (Thursday)	ESPN
aL 10-19	Georgia	CBS-National

### 1997

aL 13-17	Notre Dame	NBC
hW 23-20	Clemson	ESPN
aW 42-14	Boston College	CBS-Regional
hW 27-17	NC State	ABC-Regional
aL 0-38	Florida State	ABC-Regional
hL 13-16	North Carolina (Thursday)	ESPN
aL 31-35	Virginia	ABC-Regional
hW 37-18	Maryland	ABC-Regional
hL 24-27	Georgia	ABC-Regional
nW 35-30	West Virginia (Carquest Bowl)	TBS

### 1998

hL 31-41	Boston College	ABC-Regional
aW 43-21	North Carolina	ESPN
hW 41-13	Duke	JP
aW 47-24	NC State	ABC-Regional
hW 41-38	Virginia	ABC-Regional
hL 7-34	Florida State	ESPN
aW 31-14	Maryland	JP
aW 24-21	Clemson (Thursday)	ESPN
aW 21-19	Georgia	CBS
nW 35-28	Notre Dame (Gator Bowl)	NBC

### 1999

aW 49-14	Navy	Fox Net
aL 35-41	Florida State	ABC-Split National
hW 49-31	Maryland (Thursday)	ESPN
hW 31-24	North Carolina	ABC-Regional
aW 38-31	Duke	JP
hW 48-21	NC State	ABC-Regional
aL 38-45	Virginia	ABC-Regional
hW 45-42	Clemson	JP
hW 51-48	Georgia	ABC-Split National
nL 13-28	Miami (Gator Bowl)	NBC

### 2000

hL 21-26	Florida State	ABC-Split National
hW 40-13	Navy	HTS
aL 23-30	NC State (Thursday)	ESPN
aW 42-28	North Carolina	ABC-Regional
hW 52-20	Wake Forest	JP
hW 45-10	Duke	JP
aW 31-28	Clemson	ABC-Regional
hW 35-0	Virginia (Thursday)	ESPN
aW 35-22	Maryland	JP
aW 27-15	Georgia	CBS-National
nL 14-28	LSU (Chick-fil-A Peach Bowl)	ESPN

### 2001

nW 13-7	Syracuse (Kickoff Classic)	ABC-National
aW 70-7	Navy	FSNS
hL 44-47	Clemson (ot)	ABC-Regional
hL 17-20	Maryland (Thursday) (ot)	ESPN
hW 27-17	NC State	ABC-Regional
hW 28-21	North Carolina (Thursday)	ESPN
aW 38-33	Wake Forest	JP
hL 17-31	Georgia	ESPN
aL 17-28	Florida State	ESPN
nW 24-14	Stanford (Seattle Bowl)	ESPN

### 2002

hW 45-3	Vanderbilt	WSMV, Nashville
aW 35-14	Connecticut	YES
aL 19-24	Clemson	ESPN
hW 28-19	Brigham Young	ABC-Regional
aW 21-13	North Carolina	ABC-Regional
aL 21-24	Wake Forest	ABC-Regional
aL 10-34	Maryland (Thursday)	ESPN
hW 23-15	Virginia	ABC-Regional
aW 24-17	NC State	ABC-Regional
hL 13-21	Florida State	ABC-Regional
aL 7-51	Georgia	CBS
nL 21-30	Fresno State (Silicon Valley)	ESPN2

# RANKINGS

## WEEK-BY-WEEK IN THE ASSOCIATED PRESS POLL

### 1939

Date	Record	Rank
Nov. 20, 1939	5-2-0	19
Dec. 4, 1939	7-2-0	13
Dec. 11, 1939	8-2-0	16

### 1942

Oct. 12, 1942	3-0-0	6
Oct. 19, 1942	4-0-0	6
Oct. 26, 1942	5-0-0	5
Nov. 2, 1942	6-0-0	3
Nov. 9, 1942	7-0-0	2
Nov. 16, 1942	8-0-0	2
Nov. 23, 1942	9-0-0	2
Nov. 30, 1942	9-1-0	5

### 1943

Nov. 8, 1943	4-3-0	19
Nov. 15, 1943	5-3-0	15
Nov. 22, 1943	6-3-0	14
Nov. 29, 1943	7-3-0	13

### 1944

Oct. 9, 1944	2-0-0	10
Oct. 16, 1944	3-0-0	8
Oct. 23, 1944	4-0-0	5
Oct. 30, 1944	5-0-0	5
Nov. 6, 1944	5-1-0	13
Nov. 13, 1944	6-1-0	9
Nov. 20, 1944	7-1-0	10
Dec. 4, 1944	8-2-0	13

### 1946

Oct. 21, 1946	3-1-0	15
Oct. 28, 1946	4-1-0	16
Nov. 4, 1946	5-1-0	8
Nov. 11, 1946	6-1-0	7
Nov. 18, 1946	7-1-0	6
Nov. 25, 1946	8-1-0	7
Dec. 2, 1946	8-2-0	11

### 1947

Oct. 6, 1947	2-0-0	4
Oct. 13, 1947	3-0-0	5
Oct. 20, 1947	4-0-0	7
Oct. 28, 1947	5-0-0	6
Nov. 3, 1947	6-0-0	6
Nov. 10, 1947	7-0-0	6
Nov. 17, 1947	7-1-0	10
Nov. 24, 1947	8-1-0	9
Dec. 1, 1947	9-1-0	9
Dec. 8, 1947	9-1-0	10

### 1948

Oct. 4, 1948	2-0-0	6
Oct. 11, 1948	3-0-0	7
Oct. 18, 1948	4-0-0	6
Oct. 25, 1948	5-0-0	6
Nov. 1, 1948	6-0-0	6
Nov. 8, 1948	6-1-0	11
Nov. 15, 1948	6-2-0	20

24 consecutive polls

### 1951

Oct. 1, 1951	2-0-0	11
Oct. 8, 1951	3-0-0	8
Oct. 15, 1951	4-0-0	5
Oct. 22, 1951	5-0-0	3
Oct. 29, 1951	6-0-0	5
Nov. 5, 1951	6-0-1	8
Nov. 12, 1951	7-0-1	7
Nov. 19, 1951	8-0-1	7
Nov. 26, 1951	9-0-1	6
Dec. 5, 1951	10-0-1	5

### 1952

Preseason		3
Sept. 29, 1952	2-0-0	6
Oct. 6, 1952	3-0-0	5
Oct. 13, 1952	4-0-0	4
Oct. 22, 1952	5-0-0	5

## GEORGIA TECH vs. NO. 1

Date	Opponent	Result
Sept. 11, 1999	at Florida State	L 35-41
Oct. 21, 1995	at Florida State	L 10-42
Oct. 2, 1993	at Florida State	L 0-51
Nov. 3, 1990	at Virginia	W 41-38
Nov. 27, 1982	at Georgia	L 38-18
Nov. 29, 1980	at Georgia	L 38-20
Nov. 8, 1980	Notre Dame	T 3-3
Sept. 22, 1973	Southern Cal	L 23-6
Nov. 14, 1970	Notre Dame	L 10-7
Nov. 17, 1962	Alabama	W 7-6
Oct. 24, 1953	at Notre Dame	L 27-14
Oct. 2, 1943	at Notre Dame*	L 55-13

\*The first poll of the season was released the following Monday:  
Notre Dame was No. 1 in that poll and for the entire season.

Oct. 27, 1952	6-0-0	4
Nov. 3, 1952	7-0-0	3
Nov. 10, 1952	8-0-0	2
Nov. 17, 1952	9-0-0	2
Nov. 24, 1952	10-0-0	3
Dec. 1, 1952	11-0-0	2

### 1953

Preseason		3
Sept. 28, 1953	1-0-1	9
Oct. 5, 1953	2-0-1	10
Oct. 12, 1953	3-0-1	6
Oct. 19, 1953	4-0-1	4
Oct. 26, 1953	4-1-1	8
Nov. 2, 1953	5-1-1	6
Nov. 9, 1953	6-1-1	5
Nov. 16, 1953	6-2-1	12
Nov. 23, 1953	7-2-1	10
Nov. 30, 1953	7-2-1	8

### 1954

Preseason		7
Sept. 20, 1954	1-0-0	5
34 consecutive polls		
Oct. 11, 1954	3-1-0	19
Oct. 18, 1954	4-1-0	15

### 1955

Preseason		10
Sept. 19, 1955	1-0-0	2
Sept. 26, 1955	2-0-0	3
Oct. 3, 1955	3-0-0	4
Oct. 10, 1955	4-0-0	5
Oct. 17, 1955	4-1-0	13
Oct. 24, 1955	5-1-0	12
Oct. 31, 1955	6-1-0	8
Nov. 7, 1955	6-1-1	11
Nov. 14, 1955	7-1-1	10
Nov. 21, 1955	7-1-1	9
Nov. 28, 1955	8-1-1	7

### 1956

Preseason		4
Sept. 24, 1956	1-0-0	2
Oct. 1, 1956	1-0-0	3
Oct. 8, 1956	2-0-0	3
Oct. 15, 1956	3-0-0	3
Oct. 22, 1956	4-0-0	3
Oct. 29, 1956	5-0-0	2
Nov. 5, 1956	6-0-0	2
Nov. 12, 1956	6-1-0	4
Nov. 19, 1956	7-1-0	5
Nov. 26, 1956	8-1-0	4
Dec. 3, 1956	9-1-0	4

### 1957

Preseason		11
Sept. 23, 1957	1-0-0	3
Sept. 30, 1957	1-0-1	14
Oct. 7, 1957	1-0-1	17
28 consecutive polls		
Nov. 4, 1957	3-2-1	18

### 1958

Oct. 20, 1958	3-1-1	17
Nov. 10, 1958	5-2-1	20

### 1959

Sept. 21, 1959	1-0-0	16
Sept. 28, 1959	2-0-0	7
Oct. 5, 1959	3-0-0	3
Oct. 12, 1959	4-0-0	4
Oct. 19, 1959	4-1-0	9
Oct. 26, 1959	5-1-0	9
Nov. 2, 1959	5-2-0	19
Nov. 9, 1952	6-2-0	15

### 1960

Sept. 19, 1960	1-0-0	13
Sept. 26, 1960	2-0-0	10
Oct. 10, 1960	3-1-0	19



**GIANT KILLER:** Tech's last win over a top-ranked team was in 1990, when Scott Sisson's (#9) last-second field goal knocked off Virginia, 41-38, in Charlottesville. Tech has also defeated Cavalier teams ranked 12th in 1996 and sixth in 1998.

# RANKINGS



**JAKIE RUDOLPH** (*kneeling*) upends Alabama's Bobby Marlow to preserve a 7-3 win for second-ranked Tech over No. 12 Alabama in 1952.

*From 1961-67, the Associated Press poll ranked only 10 teams*

## 1961

Oct. 2, 1961	2-0-0	3
Oct. 16, 1961	3-1-0	8
Oct. 23, 1961	4-1-0	9
Oct. 30, 1961	5-1-0	7
Nov. 6, 1961	6-1-0	9
Dec. 4, 1961	7-3-0	13

## 1962

Sept. 24, 1962	1-0-0	8
Oct. 1, 1962	2-0-0	5

## 1963

Sept. 23, 1963	1-0-0	9
Sept. 30, 1963	2-0-0	7
Oct. 14, 1963	3-1-0	8

## 1964

Oct. 26, 1964	6-0-0	8
Nov. 2, 1964	7-0-0	7
Nov. 9, 1964	7-1-0	10

## 1965

Nov. 1, 1965	5-1-1	7
--------------	-------	---

## 1966

Sept. 26, 1966	2-0-0	9
Oct. 3, 1966	3-0-0	9
Oct. 10, 1966	4-0-0	7
Oct. 17, 1966	5-0-0	6
Oct. 24, 1966	6-0-0	6

Oct. 31, 1966	7-0-0	5
Nov. 7, 1966	8-0-0	5
Nov. 14, 1966	9-0-0	5
Nov. 21, 1966	9-0-0	5
Nov. 28, 1966	9-1-0	8
Dec. 5, 1966	9-1-0	8

## 1970

Sept. 21, 1970	2-0-0	19
Sept. 28, 1970	3-0-0	15
Oct. 5, 1970	4-0-0	13
Oct. 12, 1970	4-1-0	16
Nov. 16, 1970	7-3-0	17
Nov. 23, 1970	7-3-0	16
Nov. 30, 1970	8-3-0	13
Dec. 7, 1970	8-3-0	13
Jan. 5, 1971	9-3-0	13

## 1971

Preseason		17
-----------	--	----

## 1973

Jan. 3, 1973	7-4-1	20
--------------	-------	----

## 1978

Nov. 13, 1978	7-2-0	20
---------------	-------	----

## 1984

Sept. 26, 1984	2-0-0	18
Oct. 2, 1984	3-0-0	12
Oct. 10, 1984	3-1-0	20

## 1985

Final	9-2-1	19
-------	-------	----

## 1990

Date	Record	AP	UPI	USA Today
Sept. 11	1-0-0	NR	25	NR
Oct. 2	3-0-0	23	18	21
Oct. 9	4-0-0	18	15	18
Oct. 16	5-0-0	11	11	12
Oct. 23	5-0-1	16	12	15
Oct. 30	6-0-1	16	14	16
Nov. 6	7-0-1	7	7	6
Nov. 13	8-0-1	4	5	5
Nov. 20	9-0-1	3	3	4
Nov. 27	9-0-1	2	3	4
Dec. 4	10-0-1	2	2	2
FINAL	11-0-1	2	1	2

## 1991


Date	Record	AP	UPI	USA Today
Preseason	0-0	8	4	6
Sept. 2	0-1	17	14	18
Sept. 9	0-1	17	16	20
Sept. 16	1-1	17	16	19
Sept. 23	2-1	19	18	18
Sept. 30 (17 consecutive polls)	2-2	21	21	23

## 1992

Date	Record	AP	UPI	USA Today
Preseason	0-0	23	25	23
Aug. 31	0-0	24	25	24
Sept. 7	0-0	24	24	24
Sept. 14	1-0	22	22	20
Sept. 21	1-1	—	—	—
Sept. 28	2-1	23	23	23
Oct. 5	3-1	17	17	17
Oct. 12	4-1	16	15	17
Oct. 19	4-2	19	19	19

## 1993

Date	Record	AP	USA Today
Oct. 6	4-1	23	NR
Oct. 13	4-1	22	24



**TURNING THE TIDE:** Tech shocked second-ranked Alabama, 24-21, in the 1981 season opener. Robert Lavette rushed two yards for the winning touchdown with 3:57 left.

# RANKINGS

## 1997

Date .....	Record	AP	USA Today
Oct. 5 .....	3-1	25	NR
Oct. 12 .....	4-1	21	25
FINAL .....	7-5	25	NR

## 1998

Date .....	Record	AP	USA Today
Oct. 11 .....	4-1	25	25
Oct. 18 .....	5-1	20	19
Oct. 25 .....	5-2	23	24
Nov. 1 .....	6-2	23	24
Nov. 8 .....	6-2	22	23
Nov. 15 .....	7-2	21	21
Nov. 22 .....	8-2	17	18
Nov. 29 .....	9-2	12	14
Dec. 6 .....	9-2	12	14
FINAL .....	10-2	9	11

## 1999

Date .....	Record	AP	USA/ESPN	BCS
Preseason .....	0-0	11	11	
Aug. 30 .....	0-0	10	no poll	
Sept. 5 .....	1-0	10	10	
Sept. 12 .....	1-1	12	13	
Sept. 19 .....	2-1	10	12	
Sept. 26 .....	2-1	9	12	
Oct. 3 .....	3-1	7	8	
Oct. 10 .....	4-1	8	9	
Oct. 17 .....	5-1	8	8	
Oct. 24 .....	5-1	8	8	8
Oct. 31 .....	6-1	7	7	7
Nov. 7 .....	6-2	13	14	15
Nov. 14 .....	7-2	14	12	15
Nov. 21 .....	7-3	20	16	NR
Nov. 28 .....	8-3	17	16	NR
Dec. 5 .....	8-3	17	15	
FINAL .....	8-4	21	20	

## 2000

Date .....	Record	AP	USA/ESPN	BCS
Oct. 29 .....	6-2	25	NR	23
Nov. 5 .....	6-2	24	NR	22
Nov. 12 .....	7-2	20	22	17
Nov. 19 .....	8-2	18	19	16
Nov. 26 .....	9-2	17	18	13
Dec. 2 .....	9-2	15	17	13
FINAL .....	9-3	17	19	

## 2001

Date .....	Record	AP	USA/ESPN	BCS
Preseason .....	0-0	10	13	
Aug. 27 .....	1-0	11	14	
Sept. 2 .....	2-0	10	13	
Sept. 9 .....	3-0	10	11	
Sept. 16 .....	3-0	- No Polls -		
Sept. 23 .....	3-0	9	11	
Sept. 30 .....	3-1	17	17	
Oct. 7 .....	4-1	15	15	
Oct. 14 .....	4-2	23	25	
Oct. 21 .....	5-2	21	21	
Oct. 28 .....	5-2	23	21	
Nov. 4 .....	6-2	20	17	
Nov. 11 .....	6-3	NR	23	
Nov. 18 .....	7-3	21	19	
FINAL .....	8-5	24	NR	

## WINS OVER TOP 10 TEAMS

Date	Game .....	Opp	Tech
11-2-02	at NC State, 24-17 .....	10/8	NR
10-28-00	at Clemson, 31-28 .....	5/4	NR
10-17-98	Virginia, 41-38 .....	7/6	25/25
11-3-90	at Virginia, 41-38 .....	1/1	16/14
10-15-88	South Carolina, 34-0 .....	8	NR
9-12-81	at Alabama, 24-21 .....	4	NR
11-8-80	Notre Dame, Tie 3-3 .....	1	NR
10-8-66	Tennessee, 6-3 .....	8	9
1-1-66	Texas Tech, 31-21 .....	10	NR
11-17-62	Alabama, 7-6 .....	1	NR
9-22-61	at Southern Cal, 27-7 .....	9	NR
11-5-60	Tennessee, 14-7 .....	8	NR
9-26-59	SMU, 16-12 .....	6	16
10-3-59	Clemson, 16-6 .....	6	7
10-10-59	at Tennessee, 14-7 .....	8	3
10-18-58	Auburn, Tie 7-7 .....	2	NR
11-2-57	Duke, 13-0 .....	7	NR
9-29-56	at SMU, 9-7 .....	5	2
1-1-55	Arkansas, 14-6 .....	10	NR
1-1-54	West Virginia, 42-19 .....	10	8
1-1-53	Mississippi, 24-7 .....	7	2
11-1-52	at Duke, 28-7 .....	6	4
1-1-52	Baylor, 17-14 .....	9	5
11-1-47	Duke, 7-0 .....	9	6
9-26-42	Auburn, 15-0 .....	4	6
1-14-42	Alabama, 7-0 .....	5	2
10-21-44	Navy, 17-15 .....	9	8
1-1-40	Missouri, 21-7 .....	6	16



**DEZ WHITE** hauls in the winning touchdown pass in Tech's 1998 victory over sixth-ranked Virginia. White's 54-yard scoring play with 4:40 to play capped a 24-point second-half comeback.