

DERRICK
MORGAN
2008 HONORABLE
MENTION ALL-ACC

PAUL
JOHNSON
2008 ACC COACH
OF THE YEAR

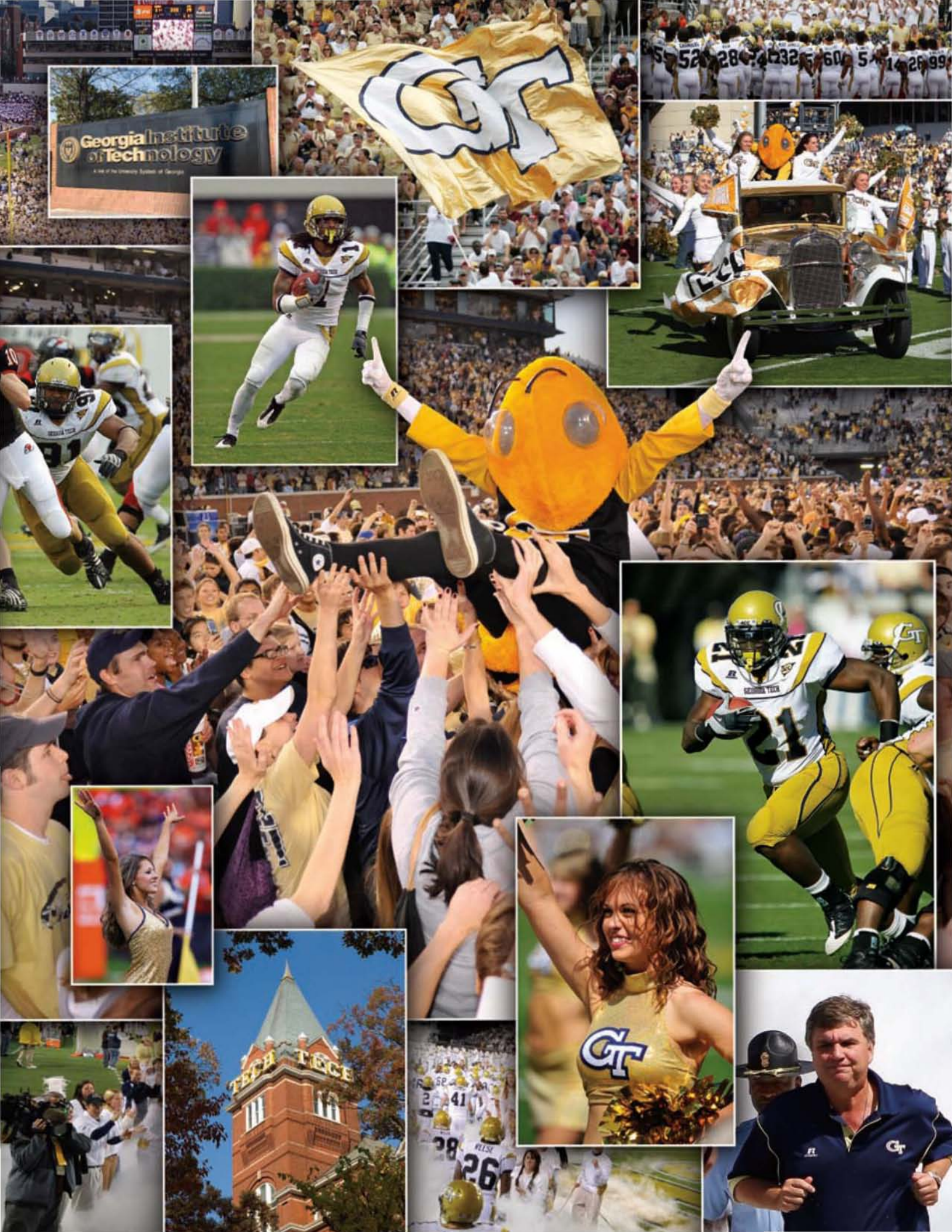
CORD
HOWARD
2008 2ND TEAM
ALL-ACC

JONATHAN
DWYER
2008 ACC PLAYER
OF THE YEAR

MORGAN
BURNETT
2008 2ND TEAM
ALL-AMERICA

2009 GEORGIA TECH FOOTBALL

FULL STEAM AHEAD



GEORGIA TECH

FOOTBALL2009



2009 SCHEDULE

Date	Opponent	Site	TV	Time	Series	Event
Sept. 5	JACKSONVILLE STATE	Bobby Dodd Stadium	ESPN360.com	1:00	GT leads 1-0	
Sept. 10 (Thur.)	CLEMSON	Bobby Dodd Stadium	ESPN	7:30	GT leads 47-24-2	Student Sponsored White-Out
Sept. 17 (Thur.)	at Miami	Miami Gardens, Fla.	ESPN	7:30	GT leads 10-4	
Sept. 26	NORTH CAROLINA	Bobby Dodd Stadium	TBA	TBA	GT leads 23-18-3	Family Weekend
Oct. 3	at Mississippi State	Starkville, Miss.	TBA	TBA	GT leads 3-0	
Oct. 10	at Florida State	Tallahassee, Fla.	TBA	TBA	FSU leads 12-8-1	
Oct. 17	VIRGINIA TECH	Bobby Dodd Stadium	TBA	TBA	VT leads 4-2	Homecoming
Oct. 24	at Virginia	Charlottesville, Va.	TBA	TBA	UVA leads 16-14-1	
Oct. 31	at Vanderbilt	Nashville, Tenn.	TBA	TBA	GT leads 18-15-3	
Nov. 7	WAKE FOREST	Bobby Dodd Stadium	TBA	TBA	GT leads 20-8	Hall of Fame Weekend
Nov. 14	at Duke	Durham, N.C.	TBA	TBA	GT leads 45-30-1	
Nov. 28	GEORGIA	Bobb Dodd Stadium	TBA	TBA	UGA leads 59-39-5	





What's Inside

Introduction

- 1 Schedule
- 2 Contents/Credits
- 3 Quick Facts
- 4 Calendar
- 5 Opponents
- 6 Media Policies
- 7 Media Relations/ISP
- 8 Notebook

- 89 Tarrant-Taylor
- 90 Thomas
- 91 Thomas-Voss
- 92 Walker-Walls
- 93 Washington-Wilson
- 94 Wright-Yandell

Staff Bios

- 96 Paul Johnson
- 101 Brian Bohannon
- 102 Brian Jean-Mary
- 103 Charles Kelly
- 104 Jeff Monken
- 105 Al "Buzz" Preston
- 106 Mike Sewak
- 107 Giff Smith
- 108 Todd Spencer
- 109 Dave Wommack
- 110 Support Staff
- 113 Dr. G.P. "Bud" Peterson
- 114 Dan Radakovich
- 115 Administrators
- 116 Staff Directory

This Is Tech Football

- 9 Paul Johnson
- 10 Game Day
- 12 All-Star Candidates
- 17 The ACC
- 23 Facilities
- 24 Bobby Dodd Stadium
- 28 Academics
- 29 Total Person Program
- 30 Georgia Tech
- 32 Atlanta
- 33 Traditions

2009 Preview

- 36 The Outlook
- 39 Depth Chart
- 40 Roster Breakdown
- 42 Alphabetical Roster
- 44 Numerical Roster
- 46 Jacket Personality Grid
- 47 Players' Survey

2008 Review

- 118 Year In Review
- 119 Honors
- 120 Statistics
- 128 Superlatives
- 129 Participation
- 130 Game Summaries

Player Bios

- 50 Alford-Anderson
- 51 Anderson-Barnes
- 52 Barnes-Barrett
- 53 Barrick-Beno
- 54 Blair-Burnett
- 55 Burnett
- 56 Butler-Claytor
- 57 Cone-Cox
- 58 Crenshaw-Davis
- 59 Dieke-Dwyer
- 60 Dwyer
- 61 Earls-Edwards
- 62 Egbuniwe-Elakman
- 63 Elder-Fisher
- 64 Flanary-Frierson
- 65 Gilbert-Godhigh
- 66 Greco-Griffin
- 67 Hall-Hill
- 68 Hill-Howard
- 69 Hudson-Jackson
- 70 Jarry-Jefferson
- 71 Johnson-Jones
- 72 Keith-Krish
- 73 Lanier-Lockhart
- 74 Luallen-Machen
- 75 Malone-McKayhan
- 76 McRae-Melton
- 77 Miles-Morgan
- 78 Morgan-Nesbitt
- 79 Nesbitt-Nordmann
- 80 Okebie-Peeples
- 81 Peters-Peterson
- 82 Polak-Randolph
- 83 Ray-Reese
- 84 Reese-Richardson
- 85 Riley-Sellers
- 86 Shaw
- 87 Sims-Smith
- 88 Sweeting-Tanner

Record Book

- 136 Rushing
- 139 Passing
- 141 Receiving
- 143 Total Offense
- 144 All-Purpose
- 145 Scoring
- 146 Kicking
- 147 Punting
- 148 Kick Returns
- 149 Punt Returns
- 150 Tackles
- 151 Interceptions
- 152 Single-Game
- 155 Scoring Margin
- 156 Longest Plays
- 157 Opponent
- 158 The Last Time
- 160 Year-By-Year Statistics
- 162 Team Season

History

- 164 Big Moments
- 165 All-American
- 168 National Honors
- 169 Academic Honors
- 170 All-ACC
- 171 All-Conference
- 172 NFL Draft
- 174 Jackets In The NFL
- 176 Halls Of Fame
- 177 Letterwinners
- 182 Starting Lineups
- 185 Head Coaches
- 186 Assistant Coaches
- 187 Bowl History
- 189 National Polls
- 190 Year-By-Year Record
- 191 Year-By-Year Scores
- 203 Series History



Credits

The 2009 Georgia Tech Football Media Guide is a product of the Georgia Tech Athletic Association.

Designed and edited by Assistant Athletic Director Dean Buchan

Assistant Editor Mike Huff

Editorial assistance provided by Mike Stamus, Cheryl Watts, Seth Gerard and Dan Goldberger of the Georgia Tech sports information office. Other assistance provided by Nikki Hughes, Nick Kretschmar, Evan Woolard and Hunter McKay.

Covers designed by Summit Design.

Printing by Bennett Graphics.

Photography by David Johnson/Lens Effects, Barry Williams, Dave Tulis, Vern Verna, Gary Phillips, Action Sports International, Juan Moore, Pete Casabonne/Color Genesis, Mike Jula, Jack Reimer, Jerry Pillarelli, David Gentry, Stephen Jensen, Greg Fiume, Jeff Hurdon, CFA/ESPN/Disney and many unidentified photographers of the past. Also, thanks to each NFL organization that provided photos of former Georgia Tech players.

Going Green

This publication is FSC certified.



Mixed Sources

Product group from well-managed forests, controlled sources and recycled wood or fiber

www.fsc.org Cert no. XXX-XXX-000
© 1996 Forest Stewardship Council



QUICK FACTS



2009 GEORGIA TECH FOOTBALL ■ 3

FULL STEAM AHEAD



2009 ACC Composite Schedule



Thursday, September 3
South Carolina at NC State, ESPN, 7 pm

Saturday, September 5
Northeastern at Boston College., ESPN360.com, 2 pm
Middle Tennessee at Clemson, ESPN360.com, 6 pm
Richmond at Duke, 7 pm
Jacksonville State at Georgia Tech, ESPN360.com, 1 pm
Maryland at California, ESPN2, 10 pm
The Citadel at North Carolina, ESPN360.com, 6 pm
William & Mary at Virginia, ESPN360.com, 6 pm
Alabama vs. Virginia Tech (Ga. Dome), ABC, 8 pm
Baylor at Wake Forest, ABC/ESPN2*, 3:30 pm

Monday, September 7
Miami at Florida State, ESPN, 8 pm

Thursday, September 10
Clemson at Georgia Tech, ESPN, 7:30 pm

Saturday, September 12
Kent State at Boston College, ESPN360.com, 2 pm
Duke at Army, ESPN Classic, TBA
Jacksonville State at Florida State, ESPN360.com, 6 pm
James Madison at Maryland, 6 pm
North Carolina at Connecticut, TBA
Murray State at NC State, 6 pm
TCU at Virginia, ESPN, 3:30 pm
Marshall at Virginia Tech, ESPN360.com, 1:30 pm
Stanford at Wake Forest, Raycom, 12 pm

Thursday, September 17
Georgia Tech at Miami, ESPN, 7:30 pm

Saturday, September 19
Boston College at Clemson, Raycom, 12 pm
Duke at Kansas, Versus, 12 pm
Florida State at BYU, Versus, 7 pm
Middle Tennessee at Maryland, ESPN360.com, 3:30 pm
East Carolina at North Carolina, ESPN (2), 12 pm
Gardner-Webb at NC State, 6 pm
Virginia at Southern Miss, CBSCS, 3:30 pm

Saturday, October 24
Boston College at Notre Dame
Clemson at Miami
Maryland at Duke
Georgia Tech at Virginia
Wake Forest at Navy

Thursday, October 29
North Carolina at Virginia Tech, ESPN, 7:30 pm

Saturday, October 31
Central Michigan at Boston College
Coastal Carolina at Clemson
Duke at Virginia
NC State at Florida State
Georgia Tech at Vanderbilt
Miami at Wake Forest

Thursday, November 5
Virginia Tech at East Carolina, ESPN, 7:30 pm

Saturday, November 7
Florida State at Clemson
Duke at North Carolina
Wake Forest at Georgia Tech
Maryland at NC State
Virginia at Miami

Saturday, November 14
Boston College at Virginia
Clemson at NC State
Georgia Tech at Duke
Florida State at Wake Forest
Virginia Tech at Maryland
Miami at North Carolina

Saturday, November 21
North Carolina at Boston College
Virginia at Clemson
Duke at Miami
Maryland at Florida State
NC State at Virginia Tech

Saturday, November 28
Boston College at Maryland
Clemson at South Carolina
Wake Forest at Duke
Florida State at Florida
Georgia at Georgia Tech
Miami at South Florida
North Carolina at NC State
Virginia Tech at Virginia

Saturday, December 5
Dr Pepper ACC Championship Game
Tampa, Fla.

Nebraska at Virginia Tech, ABC/ESPN2*, 3:30 pm
Elon at Wake Forest, 6:30 pm

Saturday, September 26
Wake Forest at Boston College
TCU at Clemson
North Carolina Central at Duke
South Florida at Florida State
North Carolina at Georgia Tech
Rutgers at Maryland
Miami at Virginia Tech
Pittsburgh at NC State

Saturday, October 3
Florida State at Boston College
Clemson at Maryland
Virginia Tech at Duke
Georgia Tech at Mississippi State
Oklahoma at Miami
Virginia at North Carolina
NC State at Wake Forest

Saturday, October 10
Boston College at Virginia Tech
Duke at NC State
Georgia Tech at Florida State
Maryland at Wake Forest
Florida A&M at Miami
Georgia Southern at North Carolina
Indiana at Virginia

Saturday, October 17
NC State at Boston College
Wake Forest at Clemson
Virginia Tech at Georgia Tech
Virginia at Maryland
Miami at Central Florida, CBSCS, 7:30 pm

Thursday, October 22
Florida State at North Carolina, ESPN, 8 pm

Tentative Future Opponents

2010	2011	2012	2013
South Carolina State	Western Carolina	TBA	TBA
Middle Tennessee State	Kansas	SE Louisiana	Elon
NC State	Georgia	Middle Tennessee State	Georgia
Virginia	Maryland	Boston College	Clemson
Duke	Clemson	Virginia	Florida State
Miami	North Carolina	Duke	North Carolina
at Georgia	Virginia Tech	Miami	Virginia Tech
at Kansas	at Middle Tennessee St.	at Georgia	at Alabama
at Clemson	at NC State	at Maryland	at Boston College
at Wake Forest	at Virginia	at Clemson	at Virginia
at North Carolina	at Duke	at North Carolina	at Duke
at Virginia Tech	at Miami	at Virginia Tech	at Miami

Georgia Tech Quick Facts

GENERAL

Location.....Atlanta, GA 30332
Founded.....1885
Enrollment.....19,404
Nicknames.....Yellow Jackets, Rambling Wreck
Colors.....Old Gold and White
Conference.....Atlantic Coast (Coastal Division)
President.....Dr. G.P. "Bud" Peterson
Alma Mater.....Kansas State (1977)
Director of Athletics.....Dan Radakovich
Alma Mater.....Indiana Univ. of Pennsylvania (1980)
Stadium.....Bobby Dodd Stadium/Grant Field
Surface.....Natural Grass
Capacity.....55,000
Basic Offense.....Spread Option
Basic Defense.....4-3 Multiple

HISTORY

First Year of Football.....1892
Number of Seasons.....Entering 117th
All-Time Record.....662-446-43
Bowl Appearances.....37 (22-15)
Consecutive Bowl Appearances.....12
First Year Competed For ACC Title.....1983
National Championships.....4 (1990, '52, '28, '17)
ACC Championships.....2 (1998, 1990)
SEC Championships.....5
Southern Conference Championships.....3

2008 SUMMARY

2008 Record.....9-4
2008 Bowl.....Chick-fil-A Bowl (L, 38-3 vs. LSU)
2008 ACC Record.....5-3
2008 Coastal Division Finish.....1st (tie)

COACHING STAFF

Head Coach.....Paul Johnson
Alma Mater.....Western Carolina (1979)
Record at Georgia Tech.....9-4 (1 season)
Record Overall.....116-43 (12 seasons)
Quarterbacks/B-Backs.....Brian Bohannon
Linebackers.....Brian Jean-Mary
Cornerbacks.....Charles Kelly
A-Backs/Special Teams.....Jeff Monken
Wide Receivers.....Al "Buzz" Preston
Co-Offensive Line.....Mike Sewak
Defensive Line/Recruiting Coordinator.....Giff Smith
Co-Offensive Line.....Todd Spencer
Defensive Coordinator.....Dave Wommack
Graduate Assistant.....Brett Gilliland
Graduate Assistant.....Chris Hampton
Staff Assistant.....J.R. Dorman
Staff Assistant.....Lamar Owens
Strength/Conditioning.....Eric Ciano
Sports Medicine.....Jay Shoop
Director of Operations.....Jason Snider
Assistant Director of Operations.....Topher Roberts
Administrative Assistant.....Teri Anton
Administrative Assistant.....Jennifer Pardue

SPORTS INFORMATION

Football Contact (Assistant AD).....Dean Buchan
E-Mail.....dbuchan@athletics.gatech.edu
Office.....404.894.5445
Cell.....404.295.8703
Secondary Football Contact.....Mike Huff
E-Mail.....mhuff@athletics.gatech.edu
Office.....404.894.5445
Cell.....918.289.6144
Associate SID.....Mike Stamus
Assistant SID.....Cheryl Watts
Assistant SID.....Dan Goldberger
Assistant SID.....Seth Gerard
Website Coordinator.....Richard Musterer
Website.....RamblinWreck.com
Facebook.....Facebook.com/gtathletics
Twitter.....Twitter.com/gtathletics
Ticket Office.....1.888.TECH.TIX





Media Access

Note

Schedules vary during weeks in which Tech plays on Thursday night, and during an open date week.

Mondays

- Game notes available on RamblinWreck.com.
- Paul Johnson and players available for post-practice interviews.

Tuesdays

- Paul Johnson's weekly press conference begins at 11:40 a.m.
- Paul Johnson, players available for post-practice interviews
- Television re-broadcast (edited version) of previous week's game on Comcast Sports Southeast, 3 and 9 p.m.

Wednesdays

- ACC Weekly Teleconference, 10:30 a.m.-12:30 p.m.
- ACC Satellite Feed, 2:30-4 p.m. Information below.
- Paul Johnson, players available for post-practice interviews
- Paul Johnson Radio Show, 7-8 p.m., live from Fox Sports Grill in Atlantic Station.

Thursdays

- Paul Johnson (no players) available for post-practice interviews.

Game Days

- Paul Johnson, players available for post-game interviews.

ACC WEEKLY TELECONFERENCE

The 12 ACC football coaches will be featured on a weekly teleconference each Wednesday (with the exception of Thanksgiving week) from 10:30 a.m., to 12:30 p.m., beginning August 26, and concluding Tuesday, November 24. Each coach will have 10 minutes to make an opening statement and answer questions. There will be an instant replay of each teleconference on the Conference's internet site TheACC.com each Wednesday afternoon. To obtain the call-in number, media should contact the ACC office (336.851.6062) or Dean Buchan in the Georgia Tech sports information office (404.894.5445).

Coach, School

Time

Frank Spaziani, Boston College 10:30 am
 Dabo Swinney, Clemson 10:40 am
 David Cutcliffe, Duke 10:50 am
 Bobby Bowden, Florida State 11:00 am
Paul Johnson, Georgia Tech 11:10 am
 Ralph Friedgen, Maryland 11:20 am
 Randy Shannon, Miami 11:30 am
 Butch Davis, North Carolina 11:40 am
 Tom O'Brien, NC State 11:50 am
 Al Groh, Virginia 12:00 pm
 Frank Beamer, Virginia Tech 12:10 pm
 Jim Grobe, Wake Forest 12:20 pm

ACC WEEKLY SATELLITE FEED

Wednesdays, 2:30 p.m. - 4 p.m. ET
 Intelsat A6, Transponder 05, C-Band
 Located at 93 degrees West
 Downlink Freq: 3800 MHz; Polarity: Vertical

RamblinWreck.com

Media Dates To Remember

AUGUST

Sunday	Monday	Tuesday	Wednesday	Thursday	Friday	Saturday
30	31					1
2 Players Report	3 First Day of Practice	4	5	6	7	8 Media Day Fan Photo Day
9	10	11	12	13	14	15
16	17 First day of classes	18	19	20	21	22
23	24	25	26 Paul Johnson Radio Show; ACC Teleconference	27	28	29

SEPTEMBER

Sunday	Monday	Tuesday	Wednesday	Thursday	Friday	Saturday
		1 11:40 Press Conference	2 Paul Johnson Radio Show; ACC Teleconference	3	4	5 1:00 vs. Jacksonville State
6	7 11:40 Press Conference	8 Paul Johnson Radio Show	9 ACC Teleconference	10 7:30 vs. Clemson (ESPN)	11	12
13	14 11:40 Press Conference	15 Paul Johnson Radio Show	16 ACC Teleconference	17 7:30 at Miami (ESPN)	18	19
20	21	22 11:40 Press Conference	23 Paul Johnson Radio Show; ACC Teleconference	24	25	26 Tba vs. North Carolina
27	28	29 11:40 Press Conference	30 Paul Johnson Radio Show; ACC Teleconference			

OCTOBER

Sunday	Monday	Tuesday	Wednesday	Thursday	Friday	Saturday
				1	2	3 Tba at Mississippi State
4	5	6 11:40 Press Conference	7 Paul Johnson Radio Show; ACC Teleconference	8	9	10 Tba at Florida State
11	12	13 11:40 Press Conference	14 Paul Johnson Radio Show; ACC Teleconference	15	16	17 Tba vs. Virginia Tech
18	19	20 11:40 Press Conference	21 Paul Johnson Radio Show; ACC Teleconference	22	23	24 Tba at Virginia
25	26	27 11:40 Press Conference	28 Paul Johnson Radio Show; ACC Teleconference	29	30	31 Tba at Vanderbilt

NOVEMBER

Sunday	Monday	Tuesday	Wednesday	Thursday	Friday	Saturday
1	2	3 11:40 Press Conference	4 Paul Johnson Radio Show; ACC Teleconference	5	6	7 Tba vs. Wake Forest
8	9	10 11:40 Press Conference	11 Paul Johnson Radio Show; ACC Teleconference	12	13	14 Tba at Duke
15	16	17 ACC Teleconference	18	19	20	21
22	23	24 11:40 Press Conference	25 Paul Johnson Radio Show	26	27	28 Tba vs. Georgia
29	30					

December 5

ACC Championship Game
 Tampa, Fla. / Raymond James Stadium





Media Policies

CREDENTIALS

Requests

In writing, via fax (404.894.1248) or e-mail (mstamus@athletics.gatech.edu)

Media Will Call

Georgia Tech Ticket Office, corner of Techwood Drive and Bobby Dodd Way.

Media Parking

A limited number of media parking spaces at various lots on campus are available. Please include parking requests along with credentials requests. The majority of media parking is located in Klaus or at the Student Center.

THE PRESSBOX

Location

Located in the West Stands of Bobby Dodd Stadium, accessible via Gate 1 or Gate 4.

Wireless

Wireless internet access is available in the pressbox. To gain access, click on "Bobby Dodd". No passcode needed.

Live Statistics

Live stats (Gametracker) available via RamblinWreck.com.

Dining

A media meal will be served on Level 4 of the press box prior to every home game. Beginning this year, there will be a charge of \$5. Following each game, pizza will be available to media members.

WEEKLY PRESS CONFERENCE

Paul Johnson will meet with the media every Tuesday beginning at 11:40 a.m. from August 26-November 25 with three exceptions. Press conferences will be held Mondays on September 7 and 14 (the week of Thursday night games). There will be no press conference November 17, the week of an open date.

Johnson's weekly press conferences are held in the Goldsmith Conference Room (located in the Edge Building). No players will be available at that time. Media are welcomed to dine in the GTAA dining hall following the press conference.

INTERVIEWS

Head Coach Paul Johnson is available to the media at the following times:

- Following every practice, with the exception of the day prior to a game.
- Following every game.
- Weekly press conferences (see above).
- Weekly ACC Coaches Teleconference, every Wednesday (see schedule on page five).
- At his weekly radio show, Wednesday's 7-8 p.m. at Fox Sports Grill in Atlantic Station.
- All other interviews should be requested to Dean Buchan at least 24 hours in advance. Most of these interviews will take place between 1 and 2 p.m.



Yellow Jacket players are available after every practice Monday through Wednesday (after every practice, regardless of day, in August). All player requests must be made to Dean Buchan or Mike Huff before practice concludes. Players who do not practice will not be available. Players are also available after every game upon request.

COVERING PRACTICE

Practices during the season are closed, although the first 20-30 minutes are open to media wanting to shoot video. Paul Johnson and requested players will meet with the media on Callaway Plaza, located on the North side of Bobby Dodd Stadium.

POSTGAME INTERVIEWS

Following home games, Paul Johnson and requested players are available in the Goldsmith Conference Room following a cooling-down period. A member of the Georgia Tech sports information staff will take requests for players in the fourth quarter. The visiting team will hold its press conference on the South end of the stadium, in the Georgia Tech weight room.

Following road games, Johnson and requested players will be available following a cooling-down period at a site determined by the home team. Please make your requests for Yellow Jacket players to Dean Buchan or Mike Huff prior to the conclusion of the game.

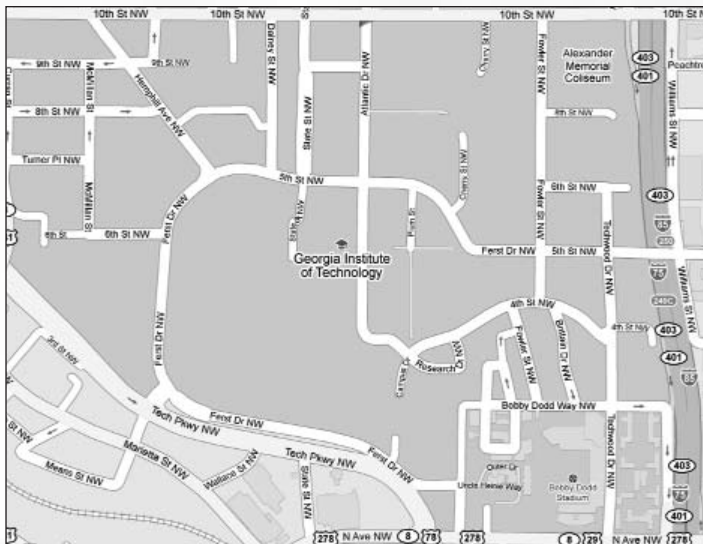
NFL SCOUTS

NFL scouts can receive credentials and access to the pressbox. The written (or e-mail) request must be made at least two weeks in advance to Mike Stamus (mstamus@athletics.gatech.edu). No parking pass is provided to scouts. Seats are assigned on a space-available basis.

DIRECTIONS

From I-85 North or Hartsfield-Jackson International Airport: Get on I-85 North for 12 miles. Exit on 10th Street. Go left to Fowler Street and take a left.

From I-85 South: Go South to North Avenue/Georgia Tech exit, take right onto North Avenue, take right on Techwood Drive.



RamblinWreck.com

The official website of Georgia Tech athletics, RamblinWreck.com is the home of everything you want to know about the Yellow Jackets.





Columbus

WHAL-AM

1460

Georgia Tech Sports Information

Phone: 404.894.5445 ■ Fax: 404.894.1248 ■ Mailing Address: 150 Bobby

Dodd Way, N.W., Atlanta, Ga. 30332-0455

Website: RamblinWreck.com ■ Facebook: Facebook.com/gtathletics ■ Twitter: Twitter.com/gtathletics

STAFF

Dean Buchan
Mike Stamus
Cheryl Watts
Dan Goldberger
Seth Gerard
Mike Huff

Title

Assistant Athletic Director
Associate Director
Assistant Director
Assistant Director
Assistant Director
Graduate Assistant

Sport(s) Contact

Football
Men's Basketball, Golf, Men's Tennis
Volleyball, Baseball
Women's Basketball, Women's Tennis
Swimming and Diving, Softball, Cross Country
Secondary Football Contact, Track and Field

Cell

404.295.8703
404.218.9723
404.502.4377
646.872.7568
774.279.4461
918.289.6144

E-Mail

dbuchan@athletics.gatech.edu
mstamus@athletics.gatech.edu
cwatts@athletics.gatech.edu
dgoldberger@athletics.gatech.edu
sgerard@athletics.gatech.edu
mhuff@athletics.gatech.edu



Dean Buchan



Seth Gerard



Dan Goldberger



Mike Huff



Richard Musterer



Mike Stamus



Cheryl Watts

Yellow Jackets On The Air

GEORGIA TECH/ISP SPORTS RADIO NETWORK

Wes Durham enters his 15th year as the play-by-play "Voice of the Yellow Jackets." A five-time Georgia Sportscaster of the Year, including 2007, and winner of the "Furman Bisher Award" from the Atlanta Sports Council in 2006, he also serves as Tech's Director of Broadcasting. Durham also is in his sixth year as the play-by-play voice of the NFL's Atlanta Falcons.

Durham is joined in the booth by former Ramblin Wreck and NFL quarterback Rick Strom, who returns for his fifth season.

Jeff Woolverton, one-half of the "Brandon and Woolvey" Show on 790AM, enters his second season as sideline reporter.

Miller Pope is the producer for the majority of Georgia Tech radio broadcasts.

Pregame coverage begins two hours before kickoff with "Yellow Jacket Countdown," featuring game previews, live guests and former players.

For a complete list of radio affiliates, visit Tech's official athletics website, RamblinWreck.com or contact ISP Sports at 404.365.9880.

Tech games are also available on XM Satellite Radio, Channels 191-193.

PAUL JOHNSON RADIO SHOW

Head coach Paul Johnson's weekly radio show airs Wednesdays from 7-8 p.m. (beginning Aug. 26), live from Fox Sports Grill in Atlantic Station.

The show, hosted by Wes Durham, is carried live locally on Tech's flagship station, "790 the Zone" (WQXI-AM), and WYAY-FM (106.7).

Johnson and Durham take phone call questions from fans and also break down each week's game.

For a list of affiliates carrying the Johnson radio show, visit the Tech website or contact ISP Sports.

GEORGIA TECH SPORTS TODAY

Georgia Tech Sports Today with Paul Johnson, co-hosted by Wes Durham, airs in Atlanta on Comcast Sports Southeast and other affiliates to be determined. The half-hour show is also available regionally on stations and cable systems throughout Georgia and the Southeast.

TELEVISION REPLAYS

Georgia Tech games are televised on a tape-delay basis on Comcast Sports Southeast (CSS). Each game airs the following Tuesday nights (check local listings) on CSS.

ISP
SPORTS



GEORGIA TECH FOOTBALL RADIO AFFILIATES

Station	City	Frequency
WALG-AM	Albany, GA	1590
WGXI-AM	Atlanta, GA	790
WYAY-FM	Atlanta, GA	106.7
WRDW-AM	Augusta, GA	1630
WSFN-AM	Brunswick, GA	790
WEBS-AM	Calhoun, GA	1030
WCHM-AM	Clarkesville, GA	1490
WDXQ-FM	Cochran, GA	96.7
WHAL-AM	Columbus, GA	1460
WJJC-AM	Commerce, GA	1270
WGGA-AM	Gainesville, GA	1240
*WGNC-AM	Gastonia, NC	1450
*WDDK-FM	Greensboro, GA	103.9
WKEU-AM	Griffin, GA	1450
*WLOP-AM	Jesup, GA	1370
WTRP-AM	LaGrange, GA	620
*WLXN-AM	Lexington, NC	1440
*WLON-AM	Lincolnton, NC	1050
*WPEH-AM	Louisville, GA	1420
WGMI-FM	Macon, GA	100.1
WFDR-AM	Manchester, GA	1370
*WMVG-AM	Milledgeville, GA	1450
WJFL-FM	Sandersville, GA	101.9
WSSJ-FM	Savannah, GA	100.1
*WOHS-AM	Shelby, NC	730
*WMCD-FM	Statesboro, GA	107.3
WTGA-AM	Thomaston, GA	1590
WNEG-AM	Toccoa, GA	630
WVOP-AM	Vidalia, GA	970
WYUM-FM	Vidalia, GA	101.7
*WFNS-AM	Waycross/Blackshear, GA	1350
WIMO-AM	Winder	1300

* Selected games



Jeff Woolverton, Miller Pope, Wes Durham and Rick Strom.





2009 Opponent Contact Information

Clemson Tigers

LocationClemson, S.C.
 Enrollment17,585
 Stadium (Capacity)Memorial Stadium (81,500)
 Head CoachDabo Swinney (Alabama '93)
 Record at Clemson4-3 (1 season)
 Career RecordSame
 2008 Team Record7-6 overall (4-4 ACC)
 Starters Returning/Lost17/8
 Lettermen Returning/Lost53/25
 Football SIDTim Bourret
 SID Office Phone/Fax(864) 656-1926/656-0299
 Bourret's Cell(864) 356-3791
 Bourret E-Mailbtimoth@clemson.edu
 SID Mailing Address
 P.O. Box 31, Clemson, SC 29633
 Athletic WebsiteClemsonTigers.com
 Series vs. Georgia TechGT leads 47-24-2

Duke Blue Devils

LocationDurham, N.C.
 Enrollment13,457
 Stadium (Capacity)Wallace Wade Stadium (33,941)
 Head CoachDavid Cutcliffe (Alabama '76)
 Record at Duke4-8 (1 season)
 Career Record48-37 (7 Seasons)
 2008 Team Record4-8 (1-7 ACC)
 Starters Returning/Lost12/12
 Lettermen Returning/Lost33/26
 Football SIDArt Chase
 SID Office Phone/Fax(919) 684-2633/684-2633
 Chase's Cell(919) 599-9820
 Chase E-Mailchasea@duke.edu
 SID Address
 115 Cameron Indoor Stadium, Durham, NC 27708
 Athletic WebsiteGoDuke.com
 Series vs. Georgia TechGT leads 45-30-1

Florida State Seminoles

LocationTallahassee, Fla.
 Enrollment38,553
 Stadium (Capacity)Doak Campbell Stadium (82,300)
 Head CoachBobby Bowden (Howard '53)
 Record at FSU309-91-4 (33 seasons)
 Career Record382-123-4 (43 seasons)
 2008 Team Record9-4 (5-3 ACC)
 Starters Returning/Lost13/11
 Lettermen Returning/Lost39/23
 Football SIDBob Thomas
 SID Office Phone/Fax(850) 644-0615/644-3820
 Thomas' CellTBD
 Thomas SIDbthomas@fsu.edu
 SID Address
 PO Box 2195, Tallahassee, FL 32316
 Athletic WebsiteSeminoles.com
 Series vs. Georgia TechFSU leads 12-8-1

Georgia Bulldogs

LocationAthens, Ga.
 Enrollment34,180
 Stadium (Capacity)Sanford Stadium (92,746)
 Head CoachMark Richt (Miami, '82)
 Record at UGA82-22 (8 seasons)
 Career RecordSame
 2008 Team Record10-3 (6-2 SEC)
 Starters Returning/Lost14/11
 Lettermen Returning/Lost49/22
 Football SIDClaude Felton
 Felton E-Mailcfelton@sports.uga.edu
 SID Office Phone/Fax(706) 542-1621/542-9339
 Felton's Cell(706) 540-4029
 SID Address
 PO Box 1472, Athens, Ga. 30603
 Athletic Websitegeorgiadogs.com
 Series vs. Georgia TechUGA leads 59-39-5

Jacksonville State Gamecocks

LocationJacksonville, Ala.
 Enrollment9,481
 Stadium (Capacity)Paul Snow Stadium (15,000)
 Head CoachJack Crowe (UAB '70)
 Record at Jacksonville State57-42 (9 seasons)
 Career Record71-72 (13 seasons)
 2008 Team Record8-3
 Starters Returning/Lost17/8
 Lettermen Returning/Lost49/22
 Football SIDGreg Seitz
 SID Office Phone/Fax(256) 782-5279/782-5958
 Seitz Cell256-453-3377
 Seitz E-Mailgseitz@jsu.edu
 Athletic WebsiteJsgamecockssports.com
 SID Mailing Address
 700 Pelham Road North, Jacksonville, AL 36265
 Series vs. Georgia TechGT leads 1-0

Miami Hurricanes

LocationCoral Gables, Fla.
 Enrollment15,323
 Stadium (Capacity)Land Shark Stadium (74,916)
 Head CoachRandy Shannon (Miami, '89)
 Record at Miami12-13 (2 seasons)
 Career RecordSame
 2008 Team Record7-6 overall (4-4 ACC)
 Starters Returning/Lost11/13
 Lettermen Returning/Lost48/21
 Football SIDKerwin Lonzo
 SID Office Phone/Fax(305) 284-3244/284-2807
 Lonzo's Cell(305) 505-6454
 Lonzo E-Mailklonzo@miami.edu
 SID Address
 5821 San Amaro Drive, Coral Gables, FL 33146
 Athletic WebsiteHurricanesports.com
 Series vs. Georgia TechGT leads 10-4

Mississippi State Bulldogs

LocationStarkville, Miss.
 Enrollment17,039
 Stadium (Capacity)Davis Wade Stadium (55,082)
 Head CoachDan Mullen (Ursinus, 1994)
 Record at MSU0-0
 Career Record0-0
 2008 Team Record4-8 (2-6 SEC)
 Starters Returning/Lost12/13
 Lettermen Returning/Lost41/27
 Football SIDJoe Galbraith
 SID Office Phone/Fax(662) 325-2703/325-2563
 Galbraith's Cell(662) 418-3970
 Galbraith E-MailJgalbraith@athletics.msstate.edu
 SID Address
 288 Lakeview Drive, MSU, MS 39762
 Athletic WebsiteMstateathletics.com
 Series vs. Georgia TechGT leads 3-0

North Carolina Tar Heels

LocationChapel Hill, N.C.
 Enrollment28,000
 Stadium (Capacity)Kenan Stadium (60,000)
 Head CoachButch Davis (Arkansas, '74)
 Record at UNC12-13 (2 seasons)
 Career Record63-33 (8 Seasons)
 2008 Team Record8-5 (4-4 ACC)
 Starters Returning/Lost15/7
 Lettermen Returning/Lost37/17
 Football SIDKevin Best
 SID Office Phone/Fax(919) 962-8916/962-0612
 Best's Cell(919) 619-7020
 Best E-Mailkevinbest@unc.edu
 SID Address
 P.O. Box 2126, Chapel Hill, NC 27514
 Athletic WebsiteTarheelblue.com
 Series vs. Georgia TechGT leads 23-18-3

Vanderbilt Commodores

LocationNashville, Tenn.
 Enrollment6,532
 Stadium (Capacity)Vanderbilt Stadium (39,773)
 Head CoachBobby Johnson (Clemson, '73)
 Record at Vandy27-56 (7 seasons)
 Career Record87-92 (15 Seasons)
 2008 Team Record7-6 (4-4 SEC)
 Starters Returning/Lost19/5
 Lettermen Returning/Lost46/15
 Football SIDLarry Leathers
 SID Office Phone/Fax(615) 322-4121/343-7064
 Leathers' Cell(615) 480-8226
 Leathers E-Maillarry.leathers@vanderbilt.edu
 SID Address
 2601 Jess Neely Drive, Nashville, TN 37212
 Athletic Websitevucommodores.com
 Series vs. Georgia TechGT leads 18-15-3

Virginia Cavaliers

LocationCharlottesville, Va.
 Enrollment21,057
 Stadium (Capacity)Scott Stadium (61,500)
 Head CoachAl Groh (Virginia, '67)
 Record at UVA56-44 (8 seasons)
 Career Record82-84 (14 Seasons)
 2008 Team Record5-7 (3-5 ACC)
 Starters Returning/Lost13/11
 Lettermen Returning/Lost36/17
 Football SIDMichael Colley
 SID Office Phone/Fax(434) 982-5533/982-5525
 Colley's Cell(434) 962-4172
 Colley E-Mailmediamike@virginia.edu
 SID Address
 P.O. Box 400853, Charlottesville, VA 22903-4853
 Athletic WebsiteVirginiaSports.com
 Series vs. Georgia TechUVA leads 16-14-1

Virginia Tech Hokies

LocationBlacksburg, Va.
 Enrollment30,000
 Stadium (Capacity)Lane Stadium (66,233)
 Head CoachFrank Beamer (Virginia Tech, '69)
 Record at VT177-89-2 (22 seasons)
 Career Record219-112-4 (28 Seasons)
 2008 Team Record10-4 (5-3 ACC)
 Starters Returning/Lost18/8
 Lettermen Returning/Lost42/14
 Football SIDDave Smith
 SID Office Phone/Fax(540) 231-6726/231-6984
 Smith's Cell(540) 998-5905
 Smith E-Mailvtsid@vt.edu
 SID Address
 Virginia Tech (0502), Blacksburg, VA 24061
 Athletic WebsiteHokiesports.com
 Series vs. Georgia TechVT leads 4-2

Wake Forest Demon Deacons

LocationWinston-Salem, N.C.
 Enrollment4,412
 Stadium (Capacity)BB&T Field (31,500)
 Head CoachJim Grobe (Virginia '75)
 Record at Wake Forest46-39 (7 seasons)
 Career Record79-72-1 (13 seasons)
 2008 Team Record8-5
 Starters Returning/Lost15/9
 Lettermen Returning/Lost44/20
 Football SIDSteve Shutt
 SID Office Phone/Fax(336) 758-5640/758-5140
 Shutt's Cell(336) 970-7512
 Shutt E-Mailshuttsj@wfu.edu
 SID Address
 P.O. Box 7426, Winston-Salem, NC 27109
 Athletic WebsiteWakeForestSports.com
 Series vs. Georgia TechGT leads 20-8



Yellow Jacket Notebook

Model Of Consistency

Georgia Tech has not suffered a losing season in conference play since 1994. The Yellow Jackets' last three coaches – Georgia O'Leary, Chan Gailey and Paul Johnson – never suffered a losing season in ACC play.

Nationally, only Florida has a longer active streak of finishing .500 or better in conference play.

No.	Team	Conference	Since
22	Florida	SEC	1987
14	►Georgia Tech	ACC	1995
13	a-Southern Miss	C-USA	1996
12	Fresno State	WAC	1997
12	Georgia	SEC	1997
11	Texas	Big 12	1998
10	Boise State	WAC/Big West	1999
10	Clemson	ACC	1999
10	Oklahoma	Big 12	1999
9	Ohio State	Big 10	2000
8	Hawaii	WAC	2001
8	Texas Tech	Big 12	2001
8	USC	Pac-10	2001

a - was an independent, prior to 1996

Running Back U?

Georgia Tech has produced the last three ACC rushing champions – Tashard Choice in 2006 and 2007, and Jonathan Dwyer in 2008.

Three other schools have produced three consecutive ACC rushing leaders. Virginia from 1998 to 2000, North Carolina from 1975 to 1977, and Clemson from 1965 to 1967. No school has ever achieved the feat four straight years.

ACC Rushing Champions	Year
Jonathan Dwyer	2008
Tashard Choice	2007
Tashard Choice	2006



Jonathan DWYER

2008: Tech Surprised Everyone

Prior to the start of the 2008 season, SI.com projected Paul Johnson's first Yellow Jacket team to win just three games. Using SI.com's predictions, below is a list of college football's biggest surprise teams in 2008:

Team	Prediction	Record	Difference
►Georgia Tech	3-9	9-4	+6
Rice	4-8	10-3	+6
Akron	1-11	5-7	+4
Alabama	8-4	12-2	+4
Fla. International	1-11	5-7	+4
Louisiana-Lafayette	2-10	6-6	+4
Vanderbilt	3-9	7-6	+4
Air Force	5-7	8-5	+3
Kentucky	4-8	7-6	+2
Marshall	1-11	4-8	+3
Minnesota	4-8	7-6	+3
Oklahoma State	6-6	9-4	+3
Utah State	0-12	3-9	+3
Michigan State	7-5	9-3	+2

Top-Five Rushing Team

Georgia Tech ranked fourth nationally in rushing offense in 2008 (273.2 yards per game). With nine starters back on offense, the Yellow Jackets have an opportunity to finish even higher in 2009. Below are the rushing offense leaders from 2008:

2008 NCAA Rushing Leaders

1. Navy	292.4 ypg
2. Oregon	280.1 ypg
3. Nevada	277.8 ypg
4. ►Georgia Tech	273.2 ypg
5. Tulsa	268.0 ypg

Tough Non-Conference Slate

Georgia Tech continues to schedule strong non-conference BCS opponents. The Yellow Jackets are in rare company in 2009 by playing two road games against BCS opponents (at Mississippi State and Vanderbilt).

Since 2004, Georgia Tech has played six non-conference opponents that were nationally-ranked at kickoff.

Most Ranked Non-Conference Opponents (2004-08)

Syracuse	8
North Carolina	7
Washington	7
►Georgia Tech	6
USC	6

Preseason Hoopla

With 17 starters returning from a team that went 9-4 in 2008, Georgia Tech received some attention from some of the early preseason publications:

Jonathan Dwyer (Jr., RB)

Preseason first team All-American (Sporting News)
Preseason first team All-American (Phil Steele Magazine)
Preseason first team All-ACC (Phil Steele Magazine)
Preseason No. 2-ranked player in the ACC (ESPN.com)
No. 2-ranked running back nationally (Rivals)
No. 13-ranked player nationally (Sporting News)

Morgan Burnett (Jr., S)

Preseason second team All-American (Phil Steele Magazine)
Preseason first team All-ACC (Phil Steele Magazine)
Preseason No. 7-ranked player in the ACC (ESPN.com)

Demaryius Thomas (Jr., WR)

Preseason first team All-ACC (Phil Steele Magazine)

Derrick Morgan (Jr., DE)

Preseason first team All-ACC (Phil Steele Magazine)
Preseason No. 10-ranked player in the ACC (ESPN.com)

Cord Howard (Sr., OL)

Preseason third team All-ACC (Phil Steele Magazine)

Brad Jefferson (Jr., LB)

Preseason fourth team All-ACC (Phil Steele Magazine)

Team Honors

Preseason No. 22 national ranking (Athlon)
Best running back unit in the nation (Sporting News)

Swilling Going To The Hall Of Fame

Former Georgia Tech football All-American Pat Swilling, a leader of the Yellow Jackets' "Black Watch" defense of the mid-1980s, will be inducted into the College Football Hall of Fame.

Swilling played four seasons (1982-85) at Georgia Tech under coach Bill Curry. A first team All-American and first team All-ACC selection in 1985, Swilling owns Tech records for sacks in one game (7 vs. NC State in 1985) and sacks in one season (15 in 1985). He finished his career with 285 tackles, the second-most in school history, and 23 sacks, the fifth-most in Tech history.

From Gridiron To Microphone

Former Georgia Tech football players are making an impact in the world of sports radio and television.

Dorsey Levens, a Tech running back in 1992 and 1993, now serves as a color analyst for college football on ESPN2 and Comcast Sports Southeast (CSS).

Ryan Stewart, a Jacket defensive back from 1992 to 1995, is co-host of the nationally-syndicated radio show, The 2 Live Stews. Stewart and brother Doug also make regular appearances on ESPN2.

Rick Strom, a Tech quarterback from 1983 to 1987, continues to join Wes Durham in the booth as color analyst for the Georgia Tech/ISP Radio Network.

Former Yellow Jacket **Nick Ferguson** is former co-host of a weekly show in Denver. **Tommy Luginbill**, who played quarterback at Tech in 1994 before transferring, is a college football studio host for ESPN and ESPN2. Former Jacket quarterback **Donnie Davis** made his television debut last November as a color analyst for the Tech-Georgia game on CSS.

Tech's presence in the sports media is not limited to former football players.

Former basketball players **Drew Barry** (ESPN2), **Jon Barry** (ABC and ESPN), **Dennis Scott** (790AM), **Brian Oliver** (CSS) and **John Salley** (FSN) are all enjoying broadcasting careers. Former Tech golfer **Charlie Rymer** serves as an analyst for The Golf Channel.




Dorsey Levens



Ryan Stewart



Rick Strom



THE LEADER

Yellow Jacket Head Coach Paul Johnson

► **2008 ACC Coach of the Year**
► **2008 National Coach of the Year**
(CBS Sportsline)

WINS BY A FIRST-YEAR TECH HEAD COACH

Coach, School	Year	W-L-T	Pct.
► Paul Johnson	2008	9-4-0	.750
William Alexander	1920	8-1-0	.888
John Heisman	1904	8-1-1	.850
Bill Fulcher	1972	7-4-1	.625
George O'Leary	1995	6-5-0	.545
Pepper Rodgers	1974	6-5-0	.545
Chan Gailey	2002	7-6-0	.538
Bill Lewis	1992	5-6-0	.455
Bud Carson	1967	4-6-0	.400
Bobby Dodd	1945	4-6-0	.400
Bobby Ross	1987	2-9-0	.182
Bill Curry	1980	1-9-1	.136

WINS BY A FIRST-YEAR ACC HEAD COACH

Coach, School	Year	W-L-T	Finish
Jeff Jagodzinski, BC	2007	11-3-0	R-U
Ken Hatfield, Clem	1990	10-2-0	2nd
Ralph Friedgen, MD	2001	10-2-0	1st
► Paul Johnson, GT	2008	9-4-0	T-1st
Lou Holtz, NCS	1972	8-3-1	2nd
Charley Pell, Clem	1977	8-3-1	2nd
Dick Sheridan, NCS	1986	8-3-1	2nd
Chuck Amato, NCS	2000	8-4-0	5th
Danny Ford, Clem	1979	8-4-0	2nd
Fred Goldsmith, Duke	1994	8-4-0	3rd
Bobby Ross, MD	1982	8-4-0	2nd

MOST VICTORIES IN FIRST 12 SEASONS AS

HEAD COACH *All-Time / Football Bowl Subdivision*


Coach	Years	Record
Tom Osborne	1973-84	118-27-2
► Paul Johnson	1997-08	116-43-0
Barry Switzer	1973-84	115-23-4
Bud Wilkinson	1947-58	114-10-3
Steve Spurrier	1987-98	113-31-2
Lloyd Carr	1995-06	113-35-0
Phillip Fulmer	1992-03	112-28-0
Joe Paterno	1966-77	112-24-1
Amos Alonzo Stagg	1890-01	110-45-12
R.C. Slocum,	1989-00	109-37-2




GAME DAY AT TECH

One of college football's most electric atmospheres







THE DIESEL

Junior Jonathan Dwyer is one of the nation's top backs

- 3** Yellow Jackets have been named ACC Player of the Year – Dwyer, Calvin Johnson and Joe Hamilton.
- 3** consecutive years a Yellow Jacket has led the ACC in rushing – Tashard Choice in 2006 and 2007, and Dwyer in 2008.
- 3** players from Kell High School (Dwyer's prep alma mater) are on the Yellow Jacket roster.
- 4** carries of 60 yards or longer in 2008.
- 7** times last season Dwyer rushed for 100 yards in one half.
- 7** players in the history of the ACC rushed for more yards in one season than Dwyer last season (1,395 yards).
- 7.9** yards per carry by Dwyer in the fourth quarter of games last season.
- 10** career 100-yard rushing games, including nine in 2008.
- 21** rushing touchdowns in just two seasons, including 12 in 2008.
- 43** yards Dwyer ran for the game-winning fourth-quarter touchdown at Boston College last season.
- 88** yards on a touchdown run by Dwyer in 2008 vs. Mississippi State – the longest run from scrimmage in Tech history.
- 474** yards rushing over the final four games of the 2008 regular season (all four opponents were nationally-ranked).

"There wasn't a reason for me to go anywhere else but Georgia Tech. It's the best and easiest decision I ever made."
– Jonathan Dwyer



BURNETT

HOWARD

MORGAN



BARNES



JACKSON




JEFFERSON



GRIFFIN



REESE



TAYLOR

REID

STAR JACKETS

Tech loaded with 2009 all-star candidates



NESBITT



JONES



THOMAS



BIG NUMBERS

Offense piles up yardage and points

- ▶ In 2008, Georgia Tech led the ACC and ranked fourth nationally in rushing offense (273.2 yards per game). Only 18 of 119 FCS teams averaged more than 200 yards rushing.
- ▶ The Yellow Jackets led the ACC in total offense (372.5 ypg) and produced more than 300 yards of total offense in a game nine times.
- ▶ Tech scored 40 or more points in a game three times, including twice against nationally-ranked opponents (Miami and Georgia).
- ▶ Tech's average of 273.2 rushing yards per game was the fourth-highest average in school history and the highest since 1977.
- ▶ The Jackets have led the ACC in rushing in each of the past two seasons. Prior to 2007, the last time Tech led the league in rushing came in 1984.
- ▶ The Yellow Jackets' 472 yards rushing against Miami were their most ever in an ACC game and the most by an ACC team in 17 years.
- ▶ Tech rushed for four touchdowns vs. Florida State on Nov. 1. FSU entered the game having allowed just three rushing TDs all season.
- ▶ Tech, which passed for 230 yards against Duke, averaged 17.4 yards per completion.
- ▶ Georgia Tech produced 67 plays of 20 yards or more, including 10 plays that went for 50 yards or more.
- ▶ Twenty of the Yellow Jackets' 38 offensive touchdowns were scored on plays of 20 yards or more.
- ▶ Eight Tech TDs came on plays of 50 yards or more. Only one team in the FBS (Louisiana-Lafayette) had more touchdown plays of 50-plus yards.
- ▶ Tech had an 88-yard run (the longest rush in school history), an 88-yard pass play (the third-longest pass in Tech history), an 85-yard run (fourth-longest run in Tech history), a 79-yard pass (the 12th-longest pass in Tech history) and a 66-yard TD run (the longest run allowed by Florida State in 2008).
- ▶ The Jackets had 23 touchdown drives of three minutes or less, 16 of two minutes or less and 21 of five plays or less.
- ▶ The offense also demonstrated the ability to come from behind in 2008. Tech produced two fourth-quarter touchdown drives to erase deficits and earn ACC road victories – at Boston College and Clemson. At 13th-ranked Georgia, the Jackets erased a 26-12 halftime deficit.



DRIVE STOPPERS

Tech defense has reputation of 11 players flying to the football

Georgia Tech's defense wasn't supposed to be a big story in 2008 – not with a new defensive coordinator (Dave Wommack), a new scheme and eight new starters. However, the defense came up big all season long:


- ▶ The Yellow Jackets ranked 13th nationally in tackles-for-loss per game (7.31).
- ▶ Tech ranked 15th nationally in interceptions with 18. The previous season, the Yellow Jackets recorded just five interceptions.
- ▶ Tech led the nation in 2007 in sacks per game, and ranked tied for 18th nationally (2.62 pg) in 2008.
- ▶ The Yellow Jacket defense forced 29 opponent turnovers last season, ranking tied for 20th nationally in turnovers gained.
- ▶ Georgia Tech allowed just 120.3 rushing yards per game, ranking third in the ACC and 24th nationally in rushing defense.
- ▶ The Jackets ranked 25th nationally in total defense (313.5 ypg).
- ▶ Tech allowed 20.3 points per game, ranking 28th nationally in scoring defense.
- ▶ The Yellow Jackets ranked tied for 28th nationally in fourth-down defense

as opponents converted 40 percent of fourth-down conversions.

- ▶ Nov. 20 against 23rd-ranked Miami, the defense held the Hurricanes to 105 yards rushing.
- ▶ On Nov. 1, Florida State was on the verge of scoring the go-ahead touchdown with less than a minute remaining when the Jackets forced a fumble near the goal line, preserving the win.
- ▶ In road wins at Boston College and Clemson, Tech held both teams scoreless in the fourth quarter, allowing for the Yellow Jackets to rally in the final quarter for a win.
- ▶ Oct. 18 at Clemson, Tech held the Tigers to just 51 yards rushing with no rushing attempts longer than eight yards.
- ▶ Tech held Duke to just 132 yards of total offense – the third-fewest yards allowed by a Yellow Jacket team in an ACC game – and recorded its first shutout since Nov. 11, 2006.
- ▶ Take away one 71-yard run by Mississippi State and Tech held the Bulldogs to 37 yards rushing on 27 carries.



2008 CHICK-FIL-A BOWL



2008 Chick-fil-A Bowl
 2007 Humanitarian Bowl
 2006 Gator Bowl
 2005 Emerald Bowl
 2004 Champs Sports Bowl
 2003 Humanitarian Bowl
 2002 Silicon Valley Classic
 2001 Seattle Bowl
 2000 Chick-fil-A Peach Bowl
 1999 Gator Bowl
 1998 Gator Bowl
 1997 Carquest Bowl
 1991 Aloha Bowl
 1990 Florida Citrus Bowl
 1985 All American Bowl
 1978 Peach Bowl
 1972 Liberty Bowl
 1971 Peach Bowl
 1970 Sun Bowl
 1966 Orange Bowl
 1965 Gator Bowl
 1962 Bluebonnet Bowl
 1961 Gator Bowl
 1959 Gator Bowl
 1956 Gator Bowl
 1955 Sugar Bowl
 1954 Cotton Bowl
 1953 Sugar Bowl
 1952 Sugar Bowl
 1951 Orange Bowl
 1947 Orange Bowl
 1945 Oil Bowl
 1944 Orange Bowl
 1943 Sugar Bowl
 1942 Cotton Bowl
 1939 Orange Bowl
 1928 Rose Bowl

LSU 38, Georgia Tech 3
 Fresno State 40, Georgia Tech 28
 West Virginia 38, Georgia Tech 35
 Utah 38, Georgia Tech 10
 Georgia Tech 51, Syracuse 14
 Georgia Tech 52, Tulsa 10
 Fresno State 30, Georgia Tech 21
 Georgia Tech 24, Stanford 14
 LSU 28, Georgia Tech 14
 Miami 28, Georgia Tech 13
 Georgia Tech 35, Notre Dame 28
 Georgia Tech 35, West Virginia 30
 Georgia Tech 18, Stanford 17
 Georgia Tech 45, Nebraska 21
 Georgia Tech 17, Michigan St. 14
 Purdue 41, Georgia Tech 21
 Georgia Tech 31, Iowa State 30
 Mississippi 41, Georgia Tech 18
 Georgia Tech 17, Texas Tech 9
 Florida 27, Georgia Tech 12
 Georgia Tech 31, Texas Tech 21
 Missouri 14, Georgia Tech 10
 Penn State 30, Georgia Tech 15
 Arkansas 14, Georgia Tech 7
 Georgia Tech 21, Pittsburgh 14
 Georgia Tech 7, Pittsburgh 0
 Georgia Tech 14, Arkansas 6
 Georgia Tech 42, West Virginia 19
 Georgia Tech 24, Mississippi 7
 Georgia Tech 17, Baylor 14
 Georgia Tech 20, Kansas 14
 Georgia Tech 41, St. Mary's 19
 Tulsa 26, Georgia Tech 12
 Georgia Tech 20, Tulsa 18
 Texas 14, Georgia Tech 7
 Georgia Tech 21, Missouri 7
 Georgia Tech 8, California 7

12 STRAIGHT BOWLS

Tech's bowl appearance streak one of the nation's longest

LONGEST CURRENT BOWL STREAKS

No.	School	Years
27	Florida State	1982-present
18	Florida	1991-present
16	Virginia Tech	1993-present
12	►Georgia Tech	1997-present
12	Georgia	1997-present

BEST BOWL WINNING PERCENTAGE

Minimum of 20 bowl appearances

Rk.	School	W-L-T	Pct
1.	Penn State	26-13-2	.666
2.	Southern California	31-16-0	.659
3.	Mississippi	20-12-0	.625
4.	►Georgia Tech	22-15-0	.595
5.	Oklahoma	24-17-1	.583
6.	Georgia	25-16-3	.602
7.	Auburn	19-13-2	.588
8.	Florida State	21-14-2	.581

MOST BOWL VICTORIES

Rk.	School	Wins
1.	Alabama	31
2.	Southern California	31
3.	Penn State	26
4.	Georgia	25
	Tennessee	25
	Texas	25
7.	Oklahoma	24
8.	Nebraska	23
9.	►Georgia Tech	22
10.	Florida State	21
	LSU	21
12.	Mississippi	20
13.	Auburn	19
	Michigan	19
15.	Miami	18
	Ohio State	18

MOST BOWL APPEARANCES

Rk.	School	Appearances
1.	Alabama	56
2.	Texas	48
3.	Tennessee	47
	Southern California	47
5.	Nebraska	45
6.	Georgia	44
7.	Oklahoma	42
8.	Penn State	41
9.	LSU	40
	Ohio State	40
11.	Michigan	39
12.	►Georgia Tech	37
	Florida State	37
14.	Arkansas	36
	Florida	36

ACC Bowl Tie-Ins

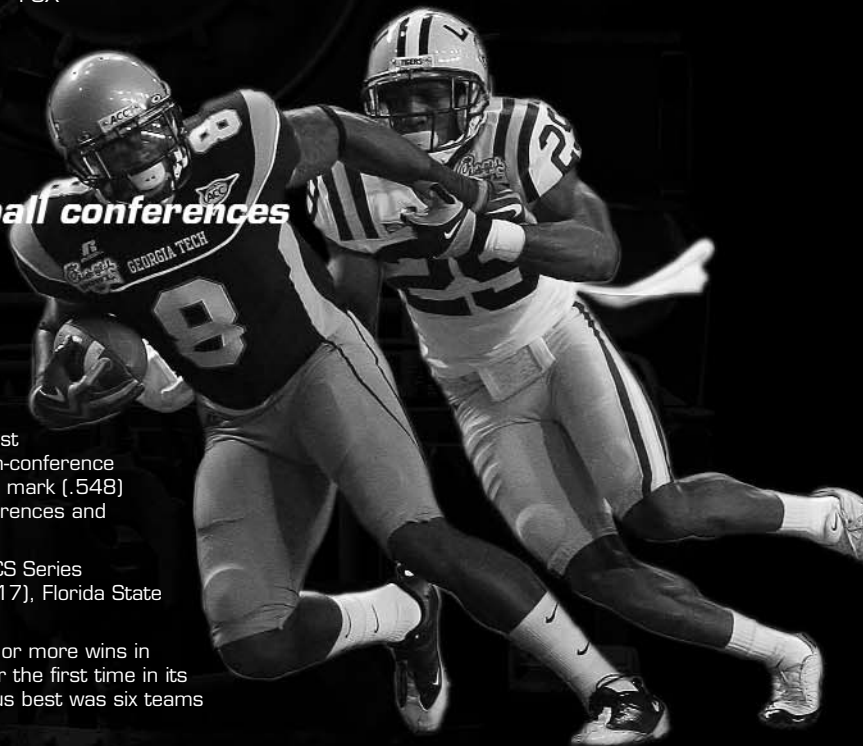
The FedEx Orange Bowl is the Official Home of the ACC Champion with the winner of the ACC Championship game playing in the FedEx Orange Bowl with the exception being when that team is playing in the National Championship game.


	Bowl Game Meineke Car Care ACC vs. Big East	Date Saturday, Dec. 26	Time 4:30 p.m. ESPN	Stadium Bank of America Stadium	Site Charlotte, N.C.
	Bowl Game Emerald ACC vs. Pac-10	Date Saturday, Dec. 26	Time 8 p.m. ESPN	Stadium AT&T Park	Site San Francisco, Calif.
	Bowl Game Gaylord Hotels Music City ACC vs. SEC	Date Sunday, Dec. 27	Time 8:15 p.m. ESPN	Stadium LP Field	Site Nashville, Tenn.
	Bowl Game EagleBank ACC vs. Army/C-USA	Date Tuesday, Dec. 29	Time 4:30 p.m. ESPN	Stadium RFK Stadium	Site Washington, D.C.
	Bowl Game Champs Sports ACC vs. Big Ten	Date Tuesday, Dec. 29	Time 8 p.m. ESPN	Stadium Florida Citrus Bowl Stadium	Site Orlando, Fla.
	Bowl Game Chick-fil-A ACC vs. SEC	Date Thursday, Dec. 31	Time 7:30 p.m. ESPN	Stadium Georgia Dome	Site Atlanta, Ga.
	Bowl Game Konica Minolta Gator ACC vs. Big East/Notre Dame/Big 12	Date Friday, Jan. 1	Time 1 p.m. CBS	Stadium Jacksonville Municipal Stadium	Site Jacksonville, Fla.
	Bowl Game GMAC ACC vs. MAC	Date Wednesday, Jan. 6	Time 7 p.m. ESPN	Stadium Ladd Peebles Stadium	Site Mobile, Ala.
	Bowl Game FedEx Orange ACC Champion vs. BCS At-Large	Date Tuesday, Jan. 5	Time 8 p.m. FOX	Stadium Dolphin Stadium	Site Miami Gardens, Fla.

THE ACC


One of the nation's strongest football conferences

- ▶ The ACC sent an NCAA record 10 teams to bowl games in 2008.
- ▶ Since becoming a 12-team league in 2005, ACC teams have participated in 34 bowl games in the ensuing four years. That is the most by any conference during that time. The next closest is the SEC with 32 bowl appearances.
- ▶ The ACC finished the 2008 regular season 41-17 against non-conference competition, a .707 winning percentage. That is the most non-conference victories in conference history and the 5th-best non-conference winning percentage in league history. That record includes a 17-14 mark (.548) against the Big East, Big Ten, Big 12, PAC-10, Southeastern Conferences and Notre Dame.
- ▶ The ACC had four teams ranked in the Top 25 of the final 2008 BCS Series Standings, led by **Georgia Tech** (15) and including Boston College (17), Florida State (24) and Virginia Tech (25).
- ▶ For the first time in its history, the ACC had nine teams with seven or more wins in 2008. The ACC had eight 7-win teams in 2005 and 2006. Also for the first time in its history, the ACC had seven teams with 8-wins or more. The previous best was six teams during the 2006 season.





DURANT BROOKS
2007 Ray Guy Award



DARRYL RICHARD
2008 Tatum Award Winner



JOE HAMILTON
1999 Davey O'Brien Award



CALVIN JOHNSON
2006 Biletnikoff Award



JONATHAN DWYER
2008 ACC Player of the Year



PAUL JOHNSON
2008 ACC Coach of the Year

IT'S AN HONOR

Yellow Jackets continue to rack up national awards

2008

- ▶ Jonathan Dwyer ACC Player of the Year
- ▶ Michael Johnson first team All-American
- ▶ Darryl Richard Jim Tatum Award
- ▶ Morgan Burnett second team All-American
- ▶ Paul Johnson ACC Coach of the Year
- ▶ Paul Johnson National Coach of the Year (CBS)
- ▶ Four named Academic All-ACC

2007

- ▶ Durant Brooks Ray Guy Award winner
- ▶ Durant Brooks first team All-American
- ▶ Vance Walker third team All-American
- ▶ Darryl Richard second team Academic All-American
- ▶ Four named Academic All-ACC

2006

- ▶ Calvin Johnson Biletnikoff Award winner

- ▶ Calvin Johnson ACC Player of the Year
- ▶ Calvin Johnson first team All-American
- ▶ Durant Brooks second team All-American
- ▶ Philip Wheeler second team All-American
- ▶ Three named Academic All-ACC

2005

- ▶ Calvin Johnson first team All-American
- ▶ Three named Academic All-ACC

2004

- ▶ Five named Academic All-ACC

2003

- ▶ Eight named Academic All-ACC

2002

- ▶ Dan Dyke first team Academic All-American
- ▶ Dan Dyke NCAA Postgraduate Scholarship

- ▶ Five named Academic All-ACC

2001

- ▶ Greg Gathers second team All-American
- ▶ Dan Dyke first team Academic All-American
- ▶ Four named Academic All-ACC

2000

- ▶ Chris Brown first team All-American
- ▶ Dan Dyke first team Academic All-American
- ▶ Three named Academic All-ACC

1999

- ▶ Joe Hamilton Davey O'Brien Award winner
- ▶ Joe Hamilton ACC Player of the Year
- ▶ Joe Hamilton first team All-American
- ▶ Jon Carman second team All-American
- ▶ Joe Hamilton Heisman Trophy runner-up
- ▶ Two named Academic All-ACC




IN THE SPOTLIGHT

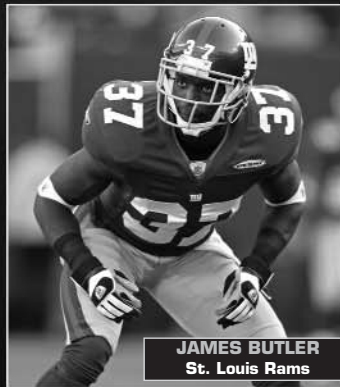
Playing in nation's eighth-largest media market has its advantages

- ▶ The Yellow Jackets have appeared on ESPN's Thursday Night package more often than any team in the nation. Tech will play in an ESPN nationally-televised game for the 17th consecutive season in 2009.
- ▶ Georgia Tech will play on ESPN's Thursday Night broadcast twice in 2009 – Sept. 10 vs. Clemson and Sept. 17 at Miami.
- ▶ The ACC has participated in four of the most viewed football ESPN Bowl games in the history of the sports cable network.
- ▶ ESPN's Game Day crew of Chris Fowler, Lee Corso and Kirk Herbstreit will open their season at a game involving an ACC team for the fourth consecutive year in 2009.
- ▶ In the first three weeks of the 2009 season, 17 ACC games will be televised, including five nationally.
- ▶ Thirty-three of Georgia Tech's last 37 games have been televised regionally or nationally.
- ▶ A total of 4,380,784 fans saw ACC football games last season.
- ▶ The 2008 season marked the third time that ACC Football has topped the four-million fan mark in attendance.

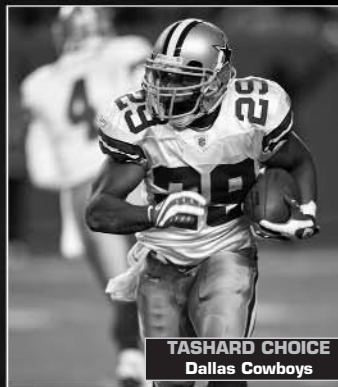




KEITH BROOKING
Dallas Cowboys




JAMES BUTLER
St. Louis Rams




TASHARD CHOICE
Dallas Cowboys




MIKE COX
Kansas City Chiefs



P.J. DANIELS
Baltimore Ravens




ANDREW ECONOMOS
Tampa Bay Buccaneers




NICK FERGUSON
Houston Texans




JOHN PAUL FOSCHI
Oakland Raiders




KEYARON FOX
Pittsburgh Steelers



ANDREW GARDNER
Miami Dolphins



GARY GUYTON
New England Patriots



ANTHONY HARGROVE
New Orleans Saints

PATH TO THE NFL


More than 25 Yellow Jackets could be on 2009 NFL rosters



WILL HELLER
Detroit Lions



MICHAEL JOHNSON
Cincinnati Bengals



DAWAN LANDRY
Baltimore Ravens



MICHAEL MATTHEWS
New York Giants



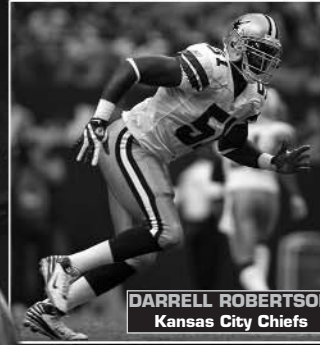
CALVIN JOHNSON
Detroit Lions




CHRIS REIS
New Orleans Saints




DARRYL RICHARD
New England Patriots



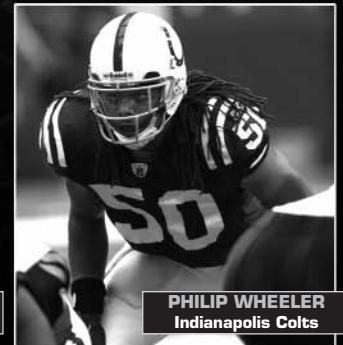
DARRELL ROBERTSON
Kansas City Chiefs




DARYL SMITH
Jacksonville Jaguars




VANCE WALKER
Atlanta Falcons



PHILIP WHEELER
Indianapolis Colts



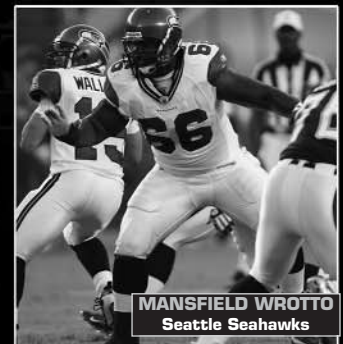
KEN WHISENHUNT
Arizona Cardinals




GERRIS WILKINSON
New York Giants



JAHİ WORD-DANIELS
San Francisco 49ers



MANSFIELD WROTTO
Seattle Seahawks



THE NFL DRAFT

Four Jackets taken in 2009 draft, 12 selections over last three years

- ▶ Four Georgia Tech players were selected in the 2009 NFL draft. Defensive end Michael Johnson was taken in the third round by the Cincinnati Bengals, offensive tackle Andrew Gardner in the sixth round by the Miami Dolphins, defensive tackle Vance Walker in the seventh round by the Atlanta Falcons, and defensive tackle Darryl Richard in the seventh round by the New England Patriots. In addition, cornerback Jahi Word-Daniels signed as a free agent with San Francisco.
- ▶ Over the last four NFL drafts, 12 Yellow Jackets have been selected.
- ▶ Four of the top nine selections in the 2009 NFL draft came from the Atlantic Coast Conference.
- ▶ Five ACC players were taken in the first round of the 2009 draft and five more were selected in the second round. Overall, the ACC had nine of the first 45 players selected in the draft, the most of any Conference in the nation among the Top 45.
- ▶ Over the past four years the ACC has had 158 players drafted, second nationally only to the SEC (159).
- ▶ There were 254 players from the ACC on NFL rosters at the beginning of the 2008 season, second only to the SEC (259). Nine ACC teams rank in the top 27 in terms of number of players on NFL rosters.



FIRST CLASS DIGS


Georgia Tech's football facilities are top-notch






BOBBY DODD

Home of the Yellow Jackets since 1913





Georgia Tech's storied football facility has been a cornerstone of college football for more than 95 years. Cozily nestled amid Atlanta's skyscrapers, Bobby Dodd Stadium at Historic Grant Field is easily one of the nation's most unique settings for college football.

Originally built in 1913 by members of the Georgia Tech student body, Bobby Dodd Stadium at Historic Grant Field is the oldest on-campus stadium in NCAA Division I-A, but the venerable stadium has added another chapter to its storied history with a new look and an expanded capacity.

Completed in 2003, a two-year expansion and renovation raised capacity to 55,000 seats and added numerous amenities. The \$75 million endeavor included the expansion and renovation of Bobby Dodd Stadium/Grant Field and the rebuilt Russ Chandler Stadium, Tech's 4,157-seat baseball facility.

The focal point of the project was the North end zone structure, which seats 15,678 in two levels and also includes 10 luxury suites and the Howard Ector Letterwinners Lounge. The complex also features the 7,000-square foot Kim King Football Locker Room, a 3,300-square foot players' lounge, the Jones Media Room, and coaches' offices that overlook Grant Field.

In addition to the rebuilt seating area, the new lower East structure features 20 executive suites as well as 2,040 chair-backed club seats between the 25-yard lines and a private air-conditioned lounge for those patrons.

At the South end of Bobby Dodd Stadium, 2,970 seats were added in front of the Wardlaw Building, providing seating in the South end zone for the first time since 1985. The South end zone seating and the lower levels of the East and North stands form a three-sided bowl.

Construction began following the 2001 season, with the first phase completed for the 2002 season, when capacity was 43,719. The first phase saw the completion of the lower bowl seating in the South, East and North areas of the stadium.

A new natural grass playing surface and drainage system was installed, and the field was shifted approximately 30 feet to the north and 15 feet to the west.

Program management was provided by Carter/Turner, a joint venture of Carter & Associates and Turner Construction, while HOK Sport was the project's architect.

STADIUM



Georgia Tech's football facility was known as Grant Field until April of 1988, when the Georgia State Board of Regents voted to add the name Bobby Dodd Stadium in honor of the legendary coach who guided the Rambling Wreck to its most illustrious football era. A member of the National Football Foundation College Football Hall of Fame, Dodd compiled a 165-64-8 record from 1945-66, and tutored 21 All-Americans as he led Tech to 13 bowl trips during his 22-year stay as head coach. Dodd served as Tech's director of athletics from 1951-76 and then worked as a consultant for the alumni association until his death in 1988 for a 57-year association with the Institute.

The name change was the first for the facility since it was named Hugh Inman Grant Field in 1914 after a gift from John W. Grant, a member of the Tech Board of Trustees and a well-known Atlanta merchant. The Grant family did not give the land on which Grant Field is built. However, they did give the initial \$15,000 used in 1913 to build the first permanent concrete stands on the west side of the field. In gratitude for the gift, the Board of Trustees named the field Hugh Inman Grant Field in memory of Grant's deceased son.

The students who built Grant Field more than 95 years ago wouldn't recognize the home of Georgia Tech football if they saw it now. Not only has the skyline around the stadium changed dramatically, but the facility has steadily grown and improved during its rich history.

Tech actually began playing football on this site in 1905, but in 1913, the original concrete West Stands were largely built by Tech students and seated 5,600. The concrete East Stands were completed in time for the 1924 season. A year later, the South Stands were finished, bringing the seating capacity to approximately 30,000.

In 1947, the West Stands were rebuilt, which raised the capacity to 40,000, and a new press box was added. The North Stands were erected in 1958 to bring the seating to 44,105.

A second deck was added to the East side in 1962, increasing capacity to 53,300. The facility was expanded again in 1967, when the West Stands were double-decked to bring capacity to 58,121. That project also included new press and photo levels, including an elevator.

Following the 1985 season, the historic South Stands, which formed the familiar U-shape on North Avenue, were razed. In their place is the William C. Wardlaw Center, a multi-purpose facility for Georgia Tech's athletic and academic departments that was opened in 1988. Seating capacity was reduced to 46,000.

A major renovation was completed prior to the 1992 season with the construction of the Bill Moore Student Success Center behind the West Stands, as well as the addition of 32 executive suites, the renovation of the President's Box and press level, and the addition of the Roy Richards Festival concourse area under the West Stands.

Natural grass returned to Grant Field in 1995 after 24 seasons with artificial turf. The field was originally surfaced with AstroTurf in 1971 and resurfaced in 1979, and then new artificial All-Pro Turf was installed in 1988.

Bobby Dodd Stadium/Grant Field is located at the heart of the Georgia Tech campus on Techwood Drive, bordered by North Avenue on the south and Bobby Dodd Way on the north.

Tech has hosted numerous crowds which have exceeded capacity, the largest of which was the 60,316 spectators for the Georgia game in 1973.

Georgia Tech continues to make improvements to the facility on a yearly basis. The most recent and visible addition is a new, larger video board and ribbon boards installed just in time for the start of the 2009 season. Renovations were also done this past off-season on the Festival level of the West side and throughout the stadium.



Bobby Dodd Stadium

Originally built in 1913 by members of the student body, Georgia Tech's Bobby Dodd Stadium at Historic Grant Field is the oldest on-campus stadium in NCAA Division I-A and easily one of the nation's most unique settings for college football.

In the 95 autumns since then, legends from Clint Castleberry to George Morris to Joe Hamilton to Calvin Johnson have played on Grant Field, and Paul Johnson joins coaching giants such as John Heisman and Bobby Dodd in patrolling the Grant Field sideline.

Four national title teams and 15 conference champions have showcased their skills on the Flats, and Grant Field was the site of one of the most famous games ever played, Tech's 222-0 win over Cumberland in 1916.

Today's Bobby Dodd Stadium seats 55,000 fans in a modern, comfortable facility that embraces the tradition that has made Tech's venerable stadium a cornerstone of college football for nearly a century.

Milestone Games in Bobby Dodd Stadium

First Game	Sept. 27, 1913	Ft. McPherson	W 19-0
First Game vs. Georgia	Nov. 15, 1913	Georgia	L 0-14
First Win vs. Georgia	Nov. 13, 1914	Georgia	W 7-0
First Thanksgiving Day Game	Nov. 27, 1913	Clemson	W 34-0
First Game Under Coach Alexander	Sept. 25, 1920	Wake Forest	W 44-0
100th Win	Nov. 28, 1929	Auburn	W 19-16
First SEC Game	Oct. 14, 1933	Auburn	W 16-6
First Night Game	Sept. 26, 1936	Presbyterian	W 55-0
First Game vs. Ranked Opponent	Nov. 7, 1936	Auburn (#20)	L 12-13
First Game Under Coach Dodd	Oct. 6, 1945	Notre Dame	L 7-40
First Win Under Coach Dodd	Oct. 13, 1945	Howard (Ala.)	W 43-0
First Televised Game	Oct. 2, 1948	Tulane	W 13-7
200th Win	Nov. 8, 1952	Army	W 45-6
First Game Televised By NBC	Sept. 17, 1955	Miami	W 14-6
First Game As An Independent	Sept. 19, 1964	Vanderbilt	W 14-2
Last Game Under Coach Dodd	Nov. 12, 1966	Penn State	W 21-0
300th Win	Sept. 20, 1975	Miami	W 38-23
First ACC Game	Nov. 3, 1979	Duke	W 24-14
First Game Televised By TBS	Nov. 3, 1983	Virginia	W 31-27
First Game Televised By ESPN	Sept. 29, 1984	Clemson	W 28-21
First Game Televised By Raycom	Oct. 6, 1984	NC State	L 22-27
First Game Televised By CBS	Oct. 19, 1985	Auburn	L 14-17
First ESPN Thursday Night Game	Sept. 19, 1991	Virginia	W 24-21
400th Win	Aug. 31, 2002	Vanderbilt	W 45-3
First Game Under Coach Johnson	Aug. 28, 2008	Jacksonville State	W 41-14

Georgia Tech's All-Time Record at Bobby Dodd Stadium	429-179-19 (96 years)
Total Games Played In Bobby Dodd Stadium	627
Longest Winning Streak at Bobby Dodd Stadium	23 games (1915-19)
Longest Win Streak at Bobby Dodd (Since 1950)	17 games (1951-54; 1989-91)
Longest Unbeaten Streak at Bobby Dodd Stadium	37 games (1914-19)
Longest Unbeaten Streak at Bobby Dodd Stadium (Since 1950)	22 games (1950-54)

Record By Decade

1913-19	44-5-2
1920-29	56-12-6
1930-39	33-28-4
1940-49	51-16-0
1950-59	45-14-4
1960-69	44-16-1
1970-79	47-21-2
1980-89	30-30-2
1990-99	40-19-0
2000-08	39-18-0
Total	429-179-19

Nation's Oldest Stadiums

Football Bowl Subdivision Only

►Georgia Tech (Bobby Dodd)	1913
Mississippi State (Scott Field)	1915
Cincinnati (Nippert)	1916
Wisconsin (Camp Randall)	1917
Washington (Husky)	1920

All Stadiums

Penn (Franklin Field)	1895
Harvard (Harvard)	1903
►Georgia Tech (Bobby Dodd)	1913
Yale (Yale Bowl)	1914
Mississippi State (Scott Field)	1915



1913



1925



1948




1958



1971



1981



Sideline reporter Jeff Woolverton: "Coach, you've got to be happy with..."

Paul Johnson: "I'm not happy. I'm not happy and I'll let 'em know at halftime I'm not."



2008 REMEMBERED

Nine wins, bowl bid, national ranking, share of division title highlight year






Photos of the Technology Center, available to all student-athletes

THE ULTIMATE GOAL

Earning a degree from Georgia Tech the top priority


- ▶ A record 29 Yellow Jacket football players earned Dean's List honors last year.
- ▶ The Academic Progress Report, released May 6 (2009) by the NCAA, showed that the Georgia Tech football team earned a multi-year rate of 957 (out of 1,000) – significantly exceeding the average produced by all FBS teams (941) and all Division I teams (939).
- ▶ The ACC leads all conferences in the nation in the Football Bowl Subdivision in graduating its football players. ACC schools have combined to graduate their players at a rate of 72 percent according to the NCAA's released Graduation Success Rate (GSR) survey.





IN THE COMMUNITY

Yellow Jackets active players in reaching out to Atlanta and beyond





THIS IS GEORGIA TECH

Nestled in the heart of Midtown Atlanta

The Georgia Institute of Technology is one of the nation's top research universities, distinguished by its commitment to improving the human condition through advanced science and technology.

Georgia Tech's campus occupies 400 acres in the heart of the city of Atlanta, where more than 19,000 undergraduate and graduate students receive a focused, technologically based education.

Accredited by the Southern Association of Colleges and Schools (SACS), the Institute offers many nationally recognized, top-ranked programs. Undergraduate and graduate degrees are offered in the Colleges of Architecture, Engineering, Sciences, Computing, Management, and the Ivan Allen College of Liberal Arts. Georgia Tech is consistently ranked in U.S. News & World Report's top ten public universities in the United States.

Tech's National Rankings

U.S. News & World Report

- ▶ No. 7 public university in the country
- ▶ No. 4 graduate engineering college
- ▶ No. 4 undergraduate engineering college


- ▶ No. 1 industrial engineering program
- ▶ 6 undergraduate engineering programs ranked in the top 5
- ▶ 9 graduate engineering programs ranked in the top 10

Chronicle of Higher Education Faculty Scholarly Productivity (2007)

- ▶ No. 1 in Materials Science & Engineering
- ▶ No. 8 in Engineering Mechanics
- ▶ No. 9 in Engineering (various disciplines)
- ▶ No. 10 in Systems Engineering

Diverse: Issues in Higher Education (Bachelor's)

- ▶ No. 2 in engineering bachelor's degrees awarded to African American students
- ▶ No. 2 in engineering bachelor's degrees awarded to all categories of minority students
- ▶ No. 4 in engineering bachelor's degrees awarded to Asian American students




COLLEGES THAT PAY OFF
(Smart Money Magazine/Dec. 16, 2008)

1. Texas A&M
2. Texas
3. Georgia Tech
4. Georgia
5. Washington

Average Payback 263%
Median Salary 3 Years After Graduation \$58,300
Median Salary 15 Years After Graduation \$106,000

WORLD'S BEST COLLEGES: ENGINEERING AND I.T. (U.S. News & World Report/June 18, 2009)

- | | |
|---------------|----------------------------|
| 1. MIT | 6. Carnegie Mellon |
| 2. California | 7. Imperial College London |
| 3. Stanford | 8. Georgia Tech |
| 4. Cal Tech | 9. University of Tokyo |
| 5. Cambridge | 10. University of Toronto |





HOT-LANTA

The sports capital of the South

Atlanta City Facts

Capital city of Georgia: Atlanta
 Nickname: Hotlanta, ATL
 City Population: 519,145
 Metro Population: 5,376,285
 State Population: 9,544,750
 International Airports: 1 (Hartsfield-Jackson Airport)

Climate Facts

Elevation (Airport): 1,010 feet (highest avg. elevation of any major city east of Denver)
 Seasons Experience: All Four
 Annual Precipitation: 50.2 inches
 Annual Snowfall: 2 inches
 Days of sunshine: 215 or more

Temperature Average (F) High Low

January	52	33
February	57	37
March	65	44
April	73	50
May	80	59
June	87	67
July	89	71
August	88	70
September	82	64
October	73	53
November	53	44
December	55	36

Sports Entertainment

Atlanta Falcons	NFL
Atlanta Braves	MLB
Atlanta Hawks	NBA
Atlanta Thrashers	NHL

Atlanta Dream	WNBA
Gwinnett Braves	Triple-A
Gwinnett Gladiators	ECHL
The Tour Championship	PGA Golf
Kobalt Tools 500	NASCAR
Pep Boys Auto 500	NASCAR
Chick-fil-A Bowl	Bowl Game

Distances to....

Birmingham, AL	140
Nashville, TN	216
Charlotte, NC	228
Jacksonville, FL	284
Lexington, KY	297
Greensboro, NC	309
Louisville, KY	321
Memphis, TN	339
Durham, NC	351



MARIO WEST
Atlanta Hawks



Where Atlanta Ranks Nationally

- ▶ No. 1 for singles to live by Forbes Magazine in 2008.
- ▶ 2nd in "Beyond the Valley: 10 Blooming U.S. Cities for Technology" by EWEEK Magazine
- ▶ One of the Ten Hot Cities for Job Growth, as rated by CNN Money.com in 2006
- ▶ 3rd in number of African-American college students by Atlanta Regional Council for Higher Education
- ▶ 3rd most tax-friendly place to do business within the U.S. in "KPMG's 2008 Competitive Alternatives Study"
- ▶ 3rd in "America's 50 Hottest Cities for Business Expansion & Relocation" by Expansion Management Magazine (2007)
- ▶ 3rd in "Top Cities with the Most Fortune 500 Headquarters" by Fortune Magazine in April 2007.
- ▶ 4th in Forbes.com's "Best Cities for Jobs 2008," largely due to the city's transportation options, cost of living, and the distribution and financial services industries.
- ▶ 4th Most Literate City in an academic study by Central Connecticut State University.
- ▶ 7th "Smartest City" in 2006 by CNN Money
- ▶ One of the "Top 10 Major Cities of the Future, North America" in FDI Magazine, April 24th in America's Fastest Growing Cities on Forbes.com in October 2007.
- ▶ "The Most Wired City" in America by Forbes.com
- ▶ One of "The Top Ten Cities: Where To Buy" by CNN Money.com
- ▶ One of the top 10 cities Known for Desirable Destinations (with the highest number of stores, restaurants, and theaters within walking distance of the town's center), based on a 2008 survey by the American Podiatric Medical Association

"Ever since I moved to Atlanta, it was like the music Motown of the South. There are so many different artists here. The general love that everyone has for each other and the southern hospitality is what makes Atlanta." – Ludacris., Grammy Award winning singer-songwriter

The Rambling Wreck

September 30, 1961 versus Rice. For the first time, the official Rambling Wreck car led the Georgia Tech football team onto Grant Field. It's happened at every home game since.

The event did not establish a new tradition at Georgia Tech, but it cemented one. The vehicle, a restored 1930 Model A Ford Sport Coupe, was Tech's first official Rambling Wreck car.

Since that time, the Rambling Wreck car has joined a much older tradition—the Yellow Jacket—as an official school mascot.

The term Rambling Wreck was first applied to a 1914 Ford owned by Floyd Field, Dean of Men. In the first published reference to the car as the "Rambling Wreck" in 1927, the *Technique* student newspaper spoke out against Field when he considered trading the car, but he did it anyway.

Tech officials decided in the late 1950s that the school needed an official car that would be known forever as the Rambling Wreck. Dean of Students James Dull began a search for a pre-1940 vintage model, and finally found one parked in front of his apartment building. The owner, Capt. Ted J. Johnson, a Delta Air Lines pilot, had just finished restoring the 1930 Ford Cabriolet Sport Coupe, which he intended to give to his son as a gift.

Johnson decided to let Tech have the car for \$1,000 in May, 1961. He later returned the purchase price in the form of a contribution to the Alexander-Tharpe Fund, fulfilling a desire to go on record as having given the Rambling Wreck to Georgia Tech.

The Yellow Jacket

Conflicting accounts exist as to the origins and beginnings of the Yellow Jacket, but the nickname did not grow out of the familiar six-legged insect;



rather, the insect mascot, known as "Buzz," grew out of the nickname. The first known reference to Tech students as "Yellowjackets" appeared in the *Atlanta Constitution* in 1905 and came into common usage at that time. The name, spelled as one word, was first used to describe supporters who attended Tech athletic events, dressed in yellow coats and jackets. The actual mascot was conceived at a later, undetermined date.

Other nicknames which have applied to Tech teams include the Engineers; the Tecks, the first known nickname which was phased out around 1910; the Blacksmiths, common between 1902 and 1904; and the Golden Tornado, thought to be created by sportswriters when John Heisman led Tech to its first national title in 1917.

White & Gold

In the fall of 1891, before Georgia Tech organized a football team of its own, a game was scheduled between Auburn and Georgia. A rivalry was already established in baseball between Tech and Georgia, so Tech students were invited to the

game to cheer, of course, for Auburn.

The students appointed a committee to recommend colors to be worn and cheers to be used at the game. The committee suggested white and gold, and about 200 students attended the game wearing those colors.

In 1893, when Georgia Tech's football team played Georgia for the first time, a group of young women from the Lucy Cobb Institute for Girls attended the game to cheer for Tech, dressed in white and gold.

*Oh well it's up with the White and Gold
Down with the Red and Black
Georgia Tech is out for the victory
We'll drop the battle axe on Georgia's head
When we meet her, our team is sure to beat her
Down on the old farm there will be no sound
Till our bow-wows rip through the air
When the battle is over, Georgia's team will be found
With the Yellow Jackets swarming around.*

TRADITION RICH

Just a few of the many Tech traditions surrounding Yellow Jacket football

The Fight Song

The Georgia Tech fight song grew out of an old folk ballad, "The Sons of the Gamboliers."

Howard D. Cutter, a member of Tech's first graduating class (Mechanical Engineering, 1892), wrote in the November-December 1942 issue of the *Georgia Tech Alumnus* that the "Ramblin' Wreck" had its origins during the first two years after Tech opened in 1888, inspired when the entire student body traveled to Athens to see Tech's baseball team defeat Georgia.

By the early 1900s, "Ramblin' Wreck" was an established tradition. The earliest existing published version of the song appeared in the *Blueprint*, the Institute's yearbook, in 1908.

In 1910, Michael A. Greenblatt, Tech's first bandmaster, discovered the band playing "Ramblin' Wreck" to the tune of "Sons of the Gamboliers," and made his first arrangement of the song in the form of a handwritten manuscript.

When Frank Roman succeeded Greenblatt as bandmaster in 1911, he wrote a new adaptation of "Ramblin' Wreck," accompanied by many trumpet flourishes, that became nationally known. His is the version that continues to be popular today.

The fame of the song spread to such proportions that in 1959 it was sung by Richard Nixon and Nikita Khrushchev at their historic face-to-face meeting in Moscow. In 1984, the law firm of Newton, Hopkins & Ormsby investigated the copyright of "Ramblin' Wreck" and found that a number of people have had various versions of the song copyrighted. The original version of the song is in the public domain and can be played without payment of royalties.

*I'm a Ramblin' Wreck from Georgia Tech and a hell of an engineer,
A helluva, helluva, helluva, helluva, hell of an engineer;
Like all the jolly good fellows, I drink my whiskey clear,
I'm a Ramblin' Wreck from Georgia Tech and a hell of an engineer.*

*Oh, if I had a daughter, sir, I'd dress her in White and Gold,
And put her on the campus, to cheer the brave and bold.
But if I had a son, sir, I'll tell you what he'd do.
He would yell, "To Hell with Georgia," like his daddy used to do.
Oh, I wish I had a barrel of rum and sugar three thousand pounds,
A college bell to put it in and a clapper to stir it around.
I'd drink to all good fellows who come from far and near.
I'm a ramblin', gamblin', hell of an engineer.*

2009 PREVIEW



INSIDE

2009 Outlook	36
Depth Chart.....	39
Roster Breakdown	40
Alphabetical Roster	42
Numerical Roster	44
Personality Grid	46
Players' Survey	48





2009: Expectations High On The Flats

YELLOW JACKETS LOADED ON OFFENSE; MUST FILL KEY HOLES ON DEFENSIVE LINE

What a difference a year – not to mention a nine-win season – makes.

A year ago at this time head coach Paul Johnson was still learning the names of his players, and his players were still trying to grasp the nuances of Johnson's spread option offense. Sports Illustrated predicted the Yellow Jackets would win just three games. Georgia Tech fans took a wait-and-see approach.

The Yellow Jackets tripled the win number projected by SI, finishing 9-4, earning a share of the ACC Coastal Division title, receiving a bid to the Chick-fil-A Bowl and ending with a No. 22 national ranking.

Returning in 2009 are the ACC Coach of the Year (Johnson), the ACC Player of the Year (junior Jonathan Dwyer), a second team All-American (junior safety Morgan Burnett), a second team All-ACC selection (senior guard Cord Howard), one of the nation's top defensive ends (junior Derrick Morgan) and a multi-talented quarterback (junior Josh Nesbitt).

"We're excited," Johnson said. "We have the potential to be a really good football team and compete for an ACC championship. But, we've got a lot of work to do, we have to play consistently and we need to stay healthy."

In all, 17 starters and 55 letterwinners are back from a team that defeated Florida State, Miami and Georgia last November.

Understandably, expectations are high in Midtown Atlanta.

"High expectations don't bother me," Johnson said. "No one has higher expectations than our players and coaches."

There are, however, some legitimate concerns.

Most notably, Georgia Tech must replace three senior starters on the defensive line. Defensive end Michael Johnson and tackles Darryl Richard and Vance Walker each earned All-ACC honors and all three were selected in the NFL draft. The trio combined for 100 career starts and 100 tackles for loss.

There is concern about the offensive line, which was paper-thin last season and loses starting senior tackles Andrew Gardner, a first team All-ACC performer and NFL draft pick, and David Brown. The Yellow Jackets also need to shore up a kicking game that struggled at times last season.

And while Georgia Tech returns many key players from last season, the Yellow Jackets remain one of the youngest teams in college football. There are only 10 seniors on the roster, and only six of those players are on scholarship.

"We need to get better in a lot of areas," Johnson said. "We can be better on offense. Certainly, we can be better on defense and there is a lot of room for improvement on special teams, especially on kick and punt returns."

OFFENSE

The stars are aligned for what could be a very special offensive unit.

Not only do the Yellow Jackets have a better understanding of Paul Johnson's offense, every player who started the final two games of the season are back from an offense that led the ACC and ranked fourth nationally in rushing offense (273.2 ypg) and paced the league in total offense (372.5 ypg).

At the skill positions, the Jackets may be as talented as any team in the country. Returning players accounted for more than 95 percent of Tech's rushing and receiving yards from a year ago.

The key cog is junior **Jonathan Dwyer**, who led the ACC in rushing (1,395 yards and 12 touchdowns) last season. The junior B-back is an All-American candidate and an early darkhorse candidate for the Heisman Trophy.

At A-back (slot back), sophomore **Roddy Jones** emerged late last season as a dangerous weapon. Jones made national headlines with his 214-yard rushing effort at Georgia, and he averaged 8.5 yards per carry on the season. Junior **Lucas Cox** is a hard-nosed runner known for his blocking, but he is an efficient ball-carrier (7.7 yards per carry, three touchdowns).

Sophomores **Embry Peeples** and **Marcus Wright**, who saw limited action as true freshmen last season, give the Yellow Jackets outstanding speed at B-back. Redshirt freshman **Richard Watson** and Colgate transfer **Preston Lyons** will give Dwyer some relief at B-back.

The wild card in the equation is Louisville transfer **Anthony Allen**, who rushed for more than 1,100 yards and 20 touchdowns in two seasons with the Cardinals. Like Dwyer, Allen has an excellent blend of size and speed, and he can play either the B-back or A-back position.

At quarterback, Georgia Tech has a better combination of talent and depth than it has had in several seasons.

Junior **Josh Nesbitt**, who now runs the option with much more precision than a year ago, returns as the starter. Nesbitt was Tech's second-leading rusher

(693 yards, seven touchdowns) and was effective as a passer when the line gave him time to throw. Nesbitt, plagued with nagging injuries much of last season, is one of the ACC's top dual-threat quarterbacks.

Jaybo Shaw did an admirable job in relief last season as a true freshman. Shaw played the majority of snaps in the 38-7 win over Mississippi State and started the 27-0 shut out of Duke, passing for 230 yards and a touchdown against the Blue Devils. Redshirt freshman **Tevin Washington**, a dangerous runner, gives the Yellow Jackets a third option behind center.

Perhaps the most-improved area on the team are the wide receivers.

Back is athletic junior **Demaryius Thomas**, a potential All-ACC performer who reeled in more than half of Tech's receptions in 2008. Tech's best receiver since Calvin Johnson, Thomas had 39 receptions for 627 yards and three touchdowns last season.

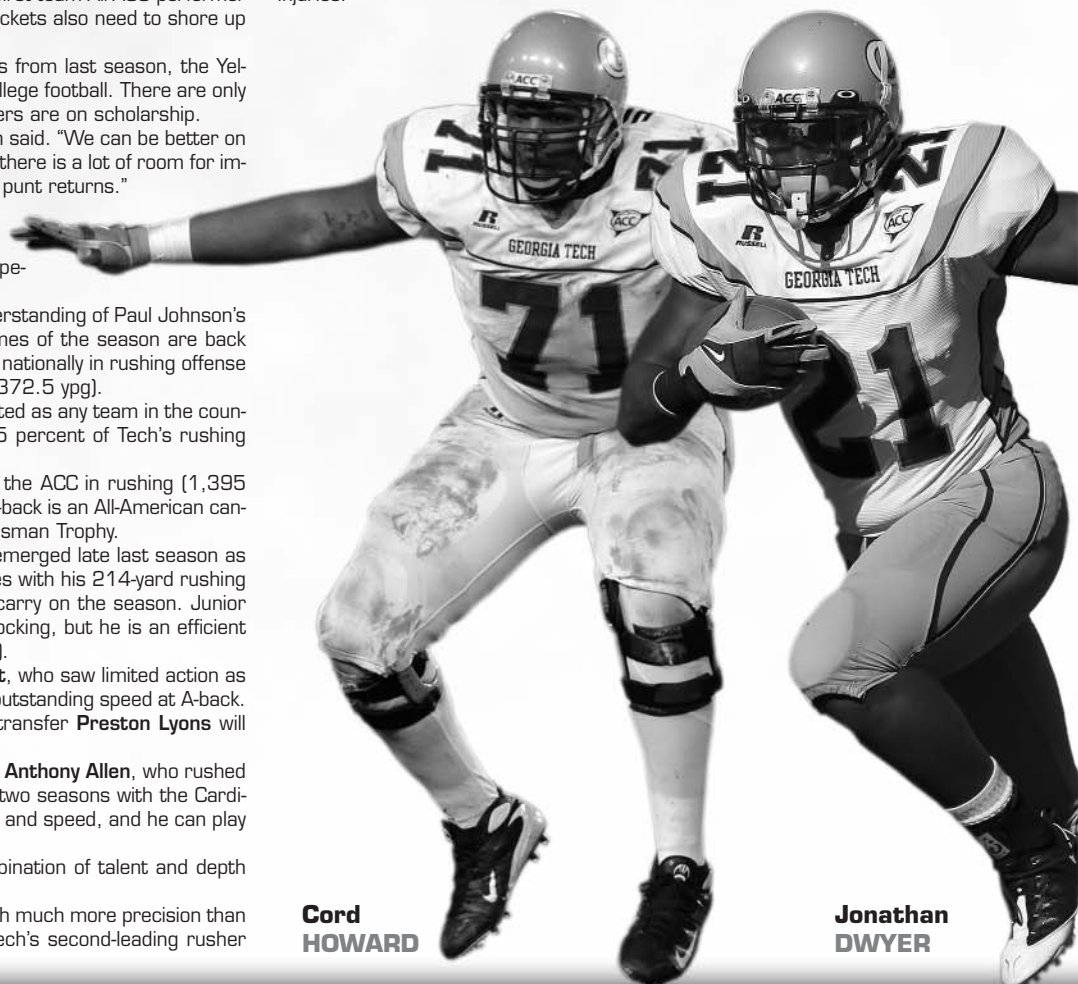
Also back is sophomore **Tyler Melton**, who started last season as a true freshman, but suffered a knee injury in October. Also returning is sophomore walk-on **Zach Fisher**, whose work ethic earned him playing time last year.

The improvement at receiver comes from the addition of two redshirt freshmen, one eligible transfer and possibly two talented true freshmen.

Redshirt freshmen **Quentin Sims** and **Daniel McKayhan** were so impressive in practice last fall, both came close to burning their redshirts in mid-season. Junior **Kevin Cone**, a non-scholarship transfer from Shorter College, should also see action.

The offensive line was the most thin and inexperienced position group on the team last season. The O-line should be improved and deeper, but by how much remains a question.

Three potential starters – senior center **Dan Voss**, senior guard **Cord Howard** and sophomore tackle **Nick Clayton** – missed most or all of spring practice with injuries.



**Cord
HOWARD**

**Jonathan
DWYER**





Voss' absence from spring practice (shoulder surgery) allowed junior **Sean Bedford** and redshirt freshman **Zach Fraysier** to gain experience at center.

Howard was a second team All-ACC selection in 2008 and owns the most game experience on the offensive line. Sophomore **Joseph Gilbert** started 12 games at the other guard position last year, but he will receive stiff competition from redshirt freshmen **Omeregzie Uzzi** and **Nick McRae**, and junior **Zach Krish**.

Junior **Austin Barrick**, a former tight end, and sophomore **Nick Claytor** took over as starting tackles last November after both Andrew Gardner and David Brown went down with injuries. Barrick and Claytor started November wins over Miami and Georgia when the Yellow Jackets produced a combined 946 yards of total offense in those two games.

Barrick and Claytor will receive competition from senior **Brad Sellers** and redshirt freshman **Phil Smith**.

DEFENSE

Last year at this time, all talk about the Georgia Tech defense began with its defensive line, one of the strongest units in college football. This season, the defensive line is Tech's most inexperienced group and the biggest question mark.

However, the lone returning starter is a star. Junior **Derrick Morgan**, who had 9.5 tackles for loss, 7.0 sacks, four fumble recoveries and was honorable mention All-ACC, is ready to emerge from the shadows.

The most likely candidate to start opposite Morgan at defensive end is **Robert Hall**, who has been a valuable reserve for two seasons. A number of players, including juniors **Anthony Egboniwe** and converted linebacker **Osahon Tongo**, redshirt freshman **Antonio Wilson** and true freshman **Emmanuel Dieke**, who enrolled early and participated in spring drills, are all vying for playing time.

With both starting defensive tackles gone, starting jobs appear wide open. Sophomore **Jason Peters** moves from defensive end, where he was a back-up to Michael Johnson. Junior **Ben Anderson** has seen spot duty the last two seasons and sophomore **Logan Walls** saw limited action a year ago. Redshirt freshman **T.J. Barnes** is a legitimate candidate to start.

The linebacker corps, while still a young group, is one of the Yellow Jackets' deepest and most athletic units.

Four players who had multiple starting assignments last year are back, led by senior **Sedric Griffin**, who ranked fourth on the team in tackles (53) and had eight tackles for loss. Juniors **Anthony Barnes** and **Brad Jefferson** both started the 2008 season opener and both suffered injuries in that game that forced them to miss time. Both are healthy heading into the fall.

Sophomore **Kyle Jackson** had starts at both inside and outside linebacker a year ago, and the ACC Sports Journal named him the ACC Defensive Rookie of the Year. Sopho-

more **Steven Sylvester** saw considerable action last year as a true freshman, and redshirt freshmen **B.J. Machen** and **Malcolm Munroe** have great potential. Junior **Mario Edwards** can play the hybrid "Wolf" position or any position in the secondary.

The secondary returns every player except for cornerback Jahi Word-Daniels, who sat out the last half of the 2008 season with a hamstring injury.

Leading the way is junior All-American candidate **Morgan Burnett** at safety. Burnett recorded a team-high seven interceptions last season and had 24 more tackles than any other Georgia Tech player.

Junior **Dominique Reese**, who had three interceptions in 2008, also returns as a starter at safety. Sophomore **Cooper Taylor** enjoyed an outstanding true freshman season at safety and at nickel. Three redshirt freshmen – **Brandon Leslie**, **Jon Lockhart** and **Kameron Riley** – will also be in the mix at safety.


Despite the loss of Word-Daniels, the Yellow Jackets should be solid at cornerback.

Junior **Mario Butler** started all 13 games last season, and **Rashaad Reid** started the final eight games as a true freshman. Sophomore **Michael Peterson** played well in a reserve role last season, and senior **Martin Frierson** was in the rotation at cornerback before suffering a knee injury early in the 2008 season. Sophomore **Alex Walker**, who had an interception against Duke, provides depth.

Two not-so-new faces will bolster the cornerback position. Sophomore **Jerrard Tarrant**, who sat out the 2008 season after being suspended, was a leading candidate to start before the suspension was handed down. Junior **Correy Earls**, who saw significant action

2009 By The Numbers

- 2** ESPN Thursday night games come on consecutive weeks – vs. Clemson (Sept. 10), at Miami (Sept. 17)
- 3** Southeastern Conference opponents (Mississippi State, Vanderbilt, Georgia) are on the Yellow Jacket schedule.
- 4** Georgia Tech finished fourth nationally last season in rushing yards per game (273.2 ypg).
- 4** national championships in Georgia Tech football history – 1990, 1952, 1928 and 1917.
- 6** years ago, in 2003, was the last time Georgia Tech played in Tallahassee against Florida State.
- 6** scholarship seniors are on the Tech roster, making the Yellow Jackets one of college football's youngest teams.
- 6** games last season were decided by four points or less and the Yellow Jackets went 5-1 in those games.
- 7** interceptions last season by Morgan Burnett, tying for the most in the nation.
- 8** teams that played in bowl games last season are on the 2009 Yellow Jacket schedule.
- 10** times junior Jonathan Dwyer has rushed for more than 100 yards in a game.
- 11** consecutive weeks Georgia Tech will play before its first and only open date on Nov. 21.
- 12** consecutive years Georgia Tech has played in a bowl game – the fourth-longest current streak in football.
- 14** Georgia Tech finished 14th in the final 2008 BCS standings, 22nd in the final national polls.
- 14** consecutive years Georgia Tech has finished .500 or better in Atlantic Coast Conference games.
- 15** Wes Durham enters his 15th season as the radio play-by-play voice for Georgia Tech football.
- 18** players who started in the final regular season game of 2008 are back in 2009.
- 22** career touchdowns, including 21 rushing touchdowns, by junior Jonathan Dwyer.
- 28** former Yellow Jacket players were listed on NFL rosters through June 1, 2009.
- 37** of Georgia Tech's 40 touchdowns last season were scored by freshmen or sophomores.
- 67** combined bowl game experience by the current Yellow Jacket coaching staff.
- 67** plays of 20 yards or more were produced by the offense in the 2008 season.
- 96** years ago Grant Field was erected, and it remains the home for Georgia Tech football.



**Derrick
MORGAN**

**Morgan
BURNETT**



38 ■ 2009 GEORGIA TECH FOOTBALL FULL STEAM AHEAD



2009 OUTLOOK

at wide receiver the last two years, moved to defense in the spring.

SPECIAL TEAMS

Paul Johnson made it clear, following the conclusion of the 2008 season, that he would like to see improved special teams play in 2009. The Yellow Jackets ranked 11th in the ACC in net punting, 10th in kickoff returns and ninth in punt returns.

There is reason to believe that Tech will be better across the board in 2009.

Junior **Scott Blair** returns after serving as the primary kicker and punter – the first Yellow Jacket to handle all kicking duties since 1983. The ideal situation for Tech would be for Blair to be able to surrender one of those duties.

Blair was Tech's second-leading scorer last season (69 points). He converted 12-of-19 field goal attempts including 12-of-13 from inside the 40. Blair averaged 38.9 yards on 41 punt attempts with 11 downed inside the 20.

Sophomore **Chandler Anderson**, the holder last season, is a candidate to relieve Blair at either position. Anderson, who missed spring practice after a bout with appendicitis, punted six times in '08 for an average of 41.7. Redshirt freshmen **Andy Elakman** and **Chris Tanner** will also challenge.

The Yellow Jackets will have no shortage of candidates to return punts or kicks. Five returnees have experience returning kicks or punts and several others may get a look.

One key loss is that of long snapper Bret White, who handled those duties for three seasons.

THE FRESHMAN CLASS

Paul Johnson's second recruiting class consists of 21 signees, including 14 student-athletes from the state of Georgia.

The recruiting class hits every area of need, in particular the offensive and defensive lines, where the Yellow Jackets lost a combined five starters to grad-

uation. Five of the 21 signees were recruited to Georgia Tech as defensive linemen and four as offensive linemen.

"I am very pleased with this group," Johnson said. "I think we addressed some needs on the line and added a number of skill players who will be solid contributors. This is a talented group of young men who were well-coached on the high school level."

THE 2009 SCHEDULE

"With 11 BCS opponents, including eight which played in bowl games last year, our schedule will be extremely challenging," Paul Johnson said. "At the same time, it's a schedule our players and fans should be really excited about."

After opening the season against Jacksonville State (Sept. 5), a strong FCS opponent, the Jackets play consecutive nationally-televised Thursday night games against Clemson (Sept. 10) and at Miami (Sept. 17).

Tech closes September against North Carolina, which beat the Yellow Jackets 28-7 in Chapel Hill last season.

October will be an extremely challenging month with four of five games on the road. The Yellow Jackets play at Mississippi State and new coach Dan Mullen (Oct. 3), followed by their first game in Tallahassee against Florida State since 2003 (Oct. 10).

Tech's only home game in October comes against two-time defending ACC champion Virginia Tech (Oct. 17). The Yellow Jackets then travel to Virginia (Oct. 24), where they have not won since 1990, then close the month with a road game at Vanderbilt (Oct. 31).

Georgia Tech will host Wake Forest (Nov. 7) in the first meeting between the two teams since they met in the 2006 ACC Championship game. After a road game at Duke (Nov. 14), the Jackets close the regular season with their traditional battle against Georgia (Nov. 28).

Georgia Tech will play 11 consecutive weeks before its first and only open date on Nov. 21.



Lucas Cox

2009 SCHEDULE

Sept. 5	JACKSONVILLE STATE
Sept. 10 (Thur.)	at CLEMSON
Sept. 17 (Thur.)	at Miami
Sept. 26	NORTH CAROLINA
Oct. 3	at Mississippi State
Oct. 10	at Florida State
Oct. 17	VIRGINIA TECH
Oct. 24	at Virginia
Oct. 31	at Vanderbilt
Nov. 7	WAKE FOREST
Nov. 14	at Duke
Nov. 28	GEORGIA

PERCENTAGES RETURNING IN 2009

Rush Attempts	.91.6% (579 of 632)
Rush Net	.95.3% (3,397 of 3,565)
Rush TDs	.93.8% (30 of 32)
Pass Completions	.94.6% (70 of 74)
Passing Yards	.89.2% (1,151 of 1,290)
Passing TDs	.80.0% (4 of 5)
Receptions	.97.3% (72 of 74)
Receiving Yards	.97.1% (1,253 of 1,290)
Receiving TDs	.100.0% (5 of 5)
Points Scored	.93.7% (297 of 317)
Total Offense	.93.7% (4,548 of 4,855)
All-Purpose Yards	.94.5% (5,828 of 6,165)
Punts	.100.0% (47 of 47)
Field Goals	.100.0% (12 of 12)
Punt Returns	.77.8% (21 of 27)
Interceptions	.88.9% (16 of 18)
Kick Returns	.88.9% (40 of 45)

RETURNING PLAYERS' CAREER STARTS

Player, Year, Pos.	Career Starts
Demaryius Thomas, Jr., WR	22
Dan Voss, Sr., OL	20
Cord Howard, Sr., OL	19
Morgan Burnett, Jr., S	14
Mario Butler, Jr., CB	13
Jonathan Dwyer, Jr., BB	13
Lucas Cox, Jr., RB	13
Roddy Jones, So., AB	13
Derrick Morgan, Jr., DE	13
Joseph Gilbert, So., OL	12
Dominique Reese, Jr., DB	12
Sedric Griffin, Sr., LB	11
Josh Nesbitt, Jr., QB	11
Kyle Jackson, So., LB	10
Anthony Barnes, Jr., LB	7
Correy Earls, Jr., DB	8
Rashaad Reid, So., CB	8
Tyler Melton, So., WR	7
Nick Clayton, So., OT	5
Austin Barrick, Jr., OT	4
Brad Jefferson, Jr., LB	3
Cooper Taylor, So., S	3
Deron Jasper, Jr., DB	1
Jaybo Shaw, So., QB	1



Demaryius
THOMAS



Josh
NESBITT





2009 Preseason Depth Chart

ENTERING FALL CAMP (Does not include true freshmen)

OFFENSE

Quarterback

9	Josh Nesbitt	6-1	214	Jr.	Greensboro, Ga.
11	Jaybo Shaw	6-0	180	So.	Flowery Branch, Ga.
13	Tevin Washington	6-1	198	Fr.-R	Wetumpka, Ala.

B-Back

21	Jonathan Dwyer	6-0	235	Jr.	Marietta, Ga.
32	Richard Watson OR	6-1	234	Fr.-R	Tallahassee, Fla.
46	Preston Lyons	6-0	211	So.-R	Atlanta, Ga.

A-Back

20	Roddy Jones	5-9	192	So.-R	Stone Mountain, Ga.
24	Embry Peeples	5-10	176	So.	Orlando, Fla.
89	Paul Reese	6-0	179	So.-R	Albany, Ga.

A-Back

18	Anthony Allen OR	6-0	228	Jr.-R	Tampa, Fla.
36	Lucas Cox OR	6-0	245	Jr.-R	Lewisberry, Pa.
3	Marcus Wright	5-8	178	So.	San Antonio, Texas

Wide Receiver

8	Demaryius Thomas	6-3	229	Jr.-R	Dublin, Ga.
81	Zach Fisher	6-2	196	So.-R	Marietta, Ga.
23	Quentin Sims	6-3	195	Fr.-R	Cincinnati, Ohio

Wide Receiver

84	Tyler Melton	6-0	205	So.	Houston, Texas
82	Kevin Cone	6-2	206	Jr.-R	Stone Mountain, Ga.
80	Daniel McKayhan	6-0	192	Fr.-R	Decatur, Ga.

Tackle

75	Nick Claytor OR	6-6	286	So.-R	Gainesville, Ga.
60	Brad Sellers	6-2	250	Sr.-R	Grand Prairie, Texas
61	Phil Smith	6-6	290	Fr.-R	Tampa, Fla.

Guard

70	Joseph Gilbert	6-4	284	So.-R	Cartersville, Ga.
62	Omoregie Uzzi	6-3	304	Fr.-R	Lithonia, Ga.

Center

77	Dan Voss OR	6-4	300	Sr.-R	Cherry Hill, N.J.
79	Sean Bedford	6-1	267	Jr.-R	Gainesville, Fla.
68	Zach Fraysier	6-3	268	Fr.-R	Ball Ground, Ga.

Guard

71	Cord Howard	6-5	300	Sr.-R	Phenix City, Ala.
74	Zach Krish	6-5	285	Jr.-R	Snellville, Ga.
76	Nick McRae	6-4	293	Fr.-R	Dublin, Ga.

Tackle

73	Austin Barrick	6-3	254	Jr.-R	Moody, Ala.
78	Clyde Yandell	6-5	291	So.-R	St. Augustine, Fla.
64	Mike Johnson	6-4	299	Fr.-R	Lithonia, Ga.

Kicker

14	Scott Blair	6-0	198	Jr.	Calhoun, Ga.
85	Chandler Anderson	5-11	193	So.-R	Columbus, Ga.
45	Andy Elakman	6-0	168	Fr.-R	Calhoun, Ga.

DEFENSE

End

91	Derrick Morgan	6-4	275	Jr.	Coatesville, Pa.
93	Emmanuel Dieke	6-6	243	Fr.	Riverdale, Ga.
56	Osahon Tongo	6-3	243	Jr.-R	Naperville, Ill.

Tackle

92	Jason Peters	6-4	272	So.-R	Baton Rouge, La.
96	Logan Walls	6-2	290	So.-R	Dawsonville, Ga.
44	Albert Rocker	6-1	235	So.-R	New Market, Ala.

Tackle

98	Ben Anderson	6-2	274	Jr.-R	Aiken, S.C.
90	T.J. Barnes	6-7	353	Fr.-R	Enterprise, Ala.
72	Jason Hill	6-4	299	Sr.-R	Atlanta, Ga.

End

97	Robert Hall	6-3	254	Jr.-R	Hawkinsville, Ga.
41	Anthony Egbuniwe	6-4	256	Jr.-R	Greenville, S.C.
88	Antonio Wilson	6-6	239	Fr.-R	Decatur, Ga.

Wolf

22	Cooper Taylor OR	6-4	200	So.	Atlanta, Ga.
33	Mario Edwards	6-1	210	Jr.-R	College Park, Ga.
12	Anthony Barnes	6-3	234	Jr.-R	Cartersville, Ga.

Inside Linebacker

51	Brad Jefferson	6-2	236	Jr.	Wrightsville, Ga.
59	Kyle Jackson	6-0	228	So.-R	McDonough, Ga.
58	B.J. Machen	6-1	232	Fr.-R	Hilliard, Ohio

Outside Linebacker

54	Sedric Griffin	5-11	230	Sr.	Blair, S.C.
34	Steven Sylvester	6-2	236	So.	McDonough, Ga.
42	Malcolm Munroe	6-3	223	Fr.-R	Miami, Fla.

Cornerback

2	Mario Butler	6-1	181	Jr.	Jacksonville, Fla.
35	Michael Peterson	5-11	195	So.-R	Tampa, Fla.
10	Martin Frierson	6-2	210	Sr.-R	Columbia, S.C.

Safety

1	Morgan Burnett	6-1	210	Jr.	College Park, Ga.
29	Jon Lockhart	6-0	192	Fr.-R	Blountstown, Fla.
4	Brandon Leslie	6-0	201	Fr.-R	Fresno, Calif.

Safety

26	Dominique Reese	5-11	195	Jr.-R	Auburn, Ala.
22	Cooper Taylor	6-4	200	So.	Atlanta, Ga.
31	Kameron Riley	6-2	203	Fr.-R	Hawkinsville, Ga.

Cornerback

28	Rashaad Reid	5-10	186	So.	St. Augustine, Fla.
37	Jerrard Tarrant	6-0	193	So.-R	Carrollton, Ga.
45	Jason Davis	5-10	196	Sr.-R	Duluth, Ga.

Punter

14	Scott Blair	6-0	198	Jr.	Calhoun, Ga.
85	Chandler Anderson	5-11	193	So.-R	Columbus, Ga.
82	Kevin Crosby	6-3	194	Jr.-R	Alpharetta, Ga.



2009 Roster Breakdown

2009 SUMMARY

Offensive Starters Lost	.2
Defensive Starters Lost	.4
Specialist Starters Lost	.0
TOTAL STARTERS LOST	.6

Offensive Starters Returning	.9
Defensive Starters Returning	.8
Specialist Starters Returning	*1
TOTAL STARTERS RETURNING	*18

Offensive Letterwinners Lost	.15
Offensive Letterwinners Lost (Scholarship)	.8
Defensive Letterwinners Lost	.12
Defensive Letterwinners Lost (Scholarship)	.11
Specialist Letterwinners Lost	.3
Specialist Letterwinners Lost (Scholarship)	.1
Other Players Not Returning	.5
TOTAL LETTERWINNERS LOST	.30

Offensive Letterwinners Returning	.22
Offensive Letterwinners Returning (Scholarship)	.18
Defensive Letterwinners Returning	.28
Defensive Letterwinners Returning (Scholarship)	.24
Specialist Letterwinners Returning	.3
Specialist Letterwinners Returning (Scholarship)	.1
TOTAL LETTERWINNERS RETURNING	.53

Redshirt Freshmen	.22
Redshirt Freshmen (Scholarship)	.14
Transfers Eligible In 2009	.3
Other Players Returning	.5
True Freshmen	.34
True Freshmen (Scholarship)	.21
Other Newcomers	.3
Total Players Reporting To Preseason Camp	105
Total Players On Roster	120
Players On Scholarship	80
Non-Scholarship Players	40

(*Scott Blair handled kicking and punting in 2008)

CGP = Career games played

GS08 = Games started in 2008

CGS = Career games started

^ = Non-scholarship player

% = Medical

+ = Enrolled in January, 2009

OFFENSE LETTERWINNERS LOST (15)

Player	Cl	Pos	CGP	GS08	CGS
Calvin Booker	Sr.	QB	13	1	1
Drew Brannon^	So.	OL	3	0	0
David Brown	Sr.	OT	19	8	8
R.B. Clyburn^	Fr.	WR	10	1	1
Bryce Dykes^	Fr.	QB	2	0	0
Andrew Folkner^	Sr.	C	8	0	0
Andrew Gardner	Sr.	OT	48	9	48
Matt Kamp^	r-Sr.	BB	3	0	0
Quincy Kelly%	r-Jr.	BB	16	0	0
Alex Paquette^	r-Jr.	OL	1	0	0
A.J. Smith	Sr.	OL	39	1	7
Andrew Smith	Sr.	WR	27	1	1
Greg Smith	Jr.	AB	33	0	7
Lance Walls^	Jr.	BB	4	0	0
Willie White	r-So.	WR	4	0	0
TOTAL			230	21	73

DEFENSE LETTERWINNERS LOST (12)

Player	Cl	Pos	CGP	GS08	CGS
Elris Anyaibe	Sr.	DT	48	1	1
Jake Blackwood	Jr.	DB	30	0	0
Matt Braman	Sr.	LB	20	0	0
Travis Chambers	Sr.	LB	23	1	1
Tony Clark	Sr.	LB	48	6	6
Troy Garside	Sr.	DB	20	0	0
Michael Johnson	Sr.	DE	49	13	15

James Liipfert	Sr.	LB	39	0	0
Darryl Richard	Sr.	DT	52	13	43
Luke Snider^	r-Jr.	DL	2	0	0
Vance Walker	Sr.	DT	49	12	29
Jahi Word-Daniels	Sr.	CB	42	7	25
TOTAL			422	53	120

SPECIALIST LETTERWINNERS LOST (3)

Player	Cl	Pos	CGP	GS08	CGS
Tyler Davis^	Sr.	PK	2	0	0
Bret White	Sr.	LS	41	0	0
Mohamed Yahiaoui^	r-Jr.	K	15	-	-

OTHER PLAYERS NOT RETURNING (6)

Player	Cl	Pos	CGP	GS08	CGS
Shane Bowen%	Sr.	LB	38	0	10
Doc Coppage	r-Fr.	QB	0	0	0
Tyler Evans%	Sr.	A-back	19	0	0
Michael St. Denis	Fr.	OL	0	0	0
Brandon Stanley	Sr.	DB	0	0	0
Levi Walls	Sr.	LS	0	0	0

OFFENSE STARTERS LOST (2)

Player	Cl	Pos	CGP	GS08	CGS
Andrew Gardner	Sr.	OT	48	9	48
David Brown	Sr.	OT	19	8	8
TOTAL			67	17	56

DEFENSE STARTERS LOST (4)

Player	Cl	Pos	CGP	GS08	CGS
Darryl Richard	Sr.	DT	52	13	43
Vance Walker	Sr.	DT	49	12	29
Michael Johnson	Sr.	DE	49	13	15
Jahi Word-Daniels	Sr.	CB	42	7	25
TOTAL			192	45	112

OFFENSE LETTERWINNERS RETURNING (22)

Player	Cl	Pos	CGP	GS08	CGS
Austin Barrick	r-Jr.	OT	16	4	4
Sean Bedford	r-Jr.	OL	3	0	0
Nick Clayton	r-So.	OL	11	5	5
Lucas Cox	r-Jr.	RB	13	13	13
Jonathan Dwyer	Jr.	BB	26	13	13
Zach Fisher^	r-So.	WR	13	0	0
Joseph Gilbert	r-So.	OL	13	12	12
Jim Henry^	r-So.	AB/QB	2	0	0
Cord Howard	r-Sr.	OG	29	13	19
Roddy Jones	r-So.	AB	13	13	13
Zach Krish	r-Jr.	OL	4	0	0
Jonathan Malone^	Sr.	WR	10	0	0
Tyler Melton	So.	WR	10	7	7
Josh Nesbitt	Jr.	QB	22	11	11
Embry Peoples	So.	AB	8	0	0
Paul Reese^	r-So.	WR/AB	2	0	0
Brad Sellers	r-Sr.	OL/LS	13	0	0
Jaybo Shaw	So.	QB	7	1	1
Demaryius Thomas	r-Jr.	WR	25	12	22
Dan Voss	r-Sr.	C	27	13	20
Marcus Wright	So.	AB	7	0	0
Clyde Yandell	r-So.	OL	4	0	0
TOTAL			281	117	140

DEFENSE LETTERWINNERS RETURNING (28)

Player	Cl	Pos	CGP	GS08	CGS
Ben Anderson	r-Jr.	DT	18	0	0
Anthony Barnes	r-Jr.	LB	22	7	7
Tyler Barrett^	r-Sr.	DB	3	0	0
Morgan Burnett	Jr.	S	25	13	13
Mario Butler	Jr.	CB	25	13	13
Jason Davis^	r-Sr.	DB	2	0	0
Mario Edwards	r-Jr.	DB/LB	12	0	0
Correy Earls	r-Jr.	DB	20	5	8
Anthony Egbuniwe	r-Jr.	DE	10	0	0
Martin Frierson	r-Sr.	DB	26	0	0
Sedric Griffin	Sr.	LB	37	11	11
Robert Hall	r-Jr.	DE	30	0	0
Jason Hill	r-Jr.	DL	16	0	0

Kyle Jackson	r-So.	LB	12	10	10
DeRon Jasper	r-Jr.	DB	20	1	1
Brad Jefferson	Jr.	LB	21	3	3
Derrick Morgan	Jr.	DE	25	13	13
Jason Peters	r-So.	DT	9	0	0
Michael Peterson	r-So.	DB	12	0	0
Steven Powers^	r-Jr.	DL	2	0	0
Dominique Reese	r-Jr.	S	25	11	11
Rashaad Reid	So.	DB	12	8	8
Albert Rocker	r-So.	DT	11	0	0
Steven Sylvester	So.	LB	12	0	0
Cooper Taylor	So.	S	13	3	3
Osahon Tongo	r-Jr.	DE	6	0	0
Alex Walker^	r-So.	DB	4	0	0
Logan Walls	r-So.	DT	3	0	0
TOTAL			437	93	103

SPECIALIST LETTERWINNERS RETURNING (3)

Player	Cl	Pos	CGP	GS08	CGS
Chandler Anderson^	r-So.	K/P	13	-	-
Scott Blair	Jr.	K/P	26	-	-
Michael Ray^	So.	LS	1	-	-

OFFENSE STARTERS RETURNING (9)

Player	Cl	Pos	CGP	GS08	CGS
Lucas Cox	r-Jr.	RB	13	13	13
Jonathan Dwyer	Jr.	BB	26	13	13
Joseph Gilbert	r-So.	OL	13	12	12
Cord Howard	r-Sr.	OG	29	13	19
Roddy Jones	r-So.	AB	13	13	13
Tyler Melton	So.	WR	10	7	7
Josh Nesbitt	Jr.	QB	22	11	11
Demaryius Thomas	r-Jr.	WR	25	12	22
Dan Voss	r-Sr.	C	27	13	20
TOTAL			178	107	130

DEFENSE STARTERS RETURNING (8)

Player	Cl	Pos	CGP	GS08	CGS
Anthony Barnes	r-Jr.	LB	22	7	7
Morgan Burnett	Jr.	S	25	13	13
Mario Butler	Jr.	CB	25	13	13
Sedric Griffin	Sr.	LB	37	11	11
Kyle Jackson	r-So.	LB	12	10	10
Derrick Morgan	Jr.	DE	25	13	13
Dominique Reese	r-Jr.	S	25	11	11
Rashaad Reid	So.	DB	12	8	8
TOTAL			183	86	86

REDSHIRTED IN 2008 (22)

Player	Cl	Pos	Ht	Wt
T.J. Barnes	r-Fr.	DT	6-7	325
Andy Elakman^	r-Fr.	PK	6-0	160
Austin Flanary^	r-Fr.	LB	6-1	220
Zach Fraysier^	r-Fr.	OL	6-3	275
Geoff Greco^	r-Fr.	WR	6-3	210
Mike Johnson^	r-Fr.	OL	6-4	300
Brandon Leslie	r-Fr.	S	6-0	195
Jon Lockhart	r-Fr.	DB	6-0	190
B.J. Machen	r-Fr.	LB	6-1	225
Stephen Mann^	r-Fr.	S	6-0	200
Daniel McKayhan	r-Fr.	WR	6-0	180
Nick McRae	r-Fr.	OL	6-4	290
Malcolm Munroe	r-Fr.	LB	6-3	215
Jamal Paige^	r-Fr.	A-back	5-10	175
Kameron Riley	r-Fr.	DB	6-2	180
Quentin Sims	r-Fr.	WR	6-3	190
Phil Smith	r-Fr.	OT	6-6	290
Chris Tanner^	r-Fr.	K/P	6-0	170
Omeregje Uzzi	r-Fr.	OG	6-3	291
Tevin Washington	r-Fr.	QB	6-1	205
Richard Watson	r-Fr.	B-back	6-1	225
Antonio Wilson	r-Fr.	DE	6-6	220





Flowerly Branch High School teammates Daniel Drummond and Izaan Cross on Signing Day.

TRANSFERS ELIGIBLE IN 2009 (3)

Player	Cl	Pos	School
Anthony Allen	r-Jr.	BB	Louisville
Kevin Cone [^]	r-Jr.	WR	Shorter
Preston Lyons [^]	r-So.	B-back	Colgate

OTHERS RETURNING IN 2009 (5)

Player	Cl	Pos	Ht	Wt
Kevin Crosby [^]	r-Jr.	P	6-3	194
Scott Elder [^]	Jr.	CB	5-9	160
Chase Hudson [^]	r-So.	OL	6-2	268
Jeff Lentz [^]	r-Jr.	OL/LS	6-5	240
Jerrard Tarrant	r-So.	DB	6-0	193

SCHOLARSHIP TRUE FRESHMEN (21)

Player	Pos	Ht	Wt
Ray Beno	OL	6-1	270
Julian Burnett	LB	5-10	210
Christopher Crenshaw	DE	6-3	235
Izaan Cross	DE	6-4	250
Euclid Cummings	DE	6-4	230
Emmanuel Dieke +	DE	6-6	220
Daniel Drummond	B-Back	6-3	230
Jay Finch	OL	6-4	255
Antonio Foster	OL	6-4	280
Stephen Hill	WR	6-4	190
Will Jackson	OL	6-4	275
J.C. Lanier	DT	6-4	335
Jordan Luallen	QB	6-4	200
Carl Miles	CB	6-0	185
Jeremy Moore	WR	6-3	170
Lance Richardson	S	6-2	195
David Sims	QB	5-11	210
Orwin Smith	A-Back	6-0	190
Rod Sweeting	CB	6-0	170
Jemea Thomas	A-Back	5-10	185
Brandon Watts	LB	6-2	230

NON- SCHOLARSHIP TRUE FRESHMEN (13)

Player	Pos	Ht	Wt
Corey Alford	LB	5-11	200
Colin Emerson	S	6-1	190
Robert Godhigh	A-back	5-7	175
Robert Hogan III	LB	6-0	205
Charlie Hollman	LB	6-2	220
Tyler Jarry	WR	5-11	175
Ben Keith	DT	6-1	285
Tyler Kidney	OL	6-3	260
Tyler Morgan	LS	6-3	190
Jared Polak	LB	6-1	200
Sean Poole	P	6-1	160
Cory Pritchett	LS	6-1	250
Justin Randolph	A-back	5-10	180

OTHER NEWCOMERS (3)

Player	Cl	Pos	Ht	Wt
Will Minter [^]	OL	6-3	344	r-Jr.
Patrick Nordmann [^]	S	5-9	175	Jr.
Onu Okebie [^]	WR	6-1	175	Jr.

2009 Roster Details

By Height

T.J. Barnes	6-7
Nick Clayton	6-6
Emmanuel Dieke	6-6
Phil Smith	6-6
Antonio Wilson	6-6
Cord Howard	6-5
Zach Krish	6-5
Jeff Lentz	6-5
Clyde Yandell	6-5

By Height (Shortest)

Robert Godhigh	5-7
Marcus Wright	5-8
Scott Elder	5-9
Roddy Jones	5-9
Jonathan Malone	5-9
Patrick Nordmann	5-9

By Weight

T.J. Barnes	353
Will Minter	344
J.C. Lanier	335
Omeregzie Uzzi	304
Cord Howard	300
Dan Voss	300
Jason Hill	299
Mike Johnson	299
Nick McRae	293
Clyde Yandell	291

By Weight (Lightest)

Sean Poole	160
Jonathan Malone	165
Andy Elakman	168
Jeremy Moore	170
Rod Sweeting	170
Scott Elder	173
Robert Godhigh	175
Tyler Jarry	175
Patrick Nordmann	175
Onu Okebie	175

Oldest Birthday

Anthony Barnes	1.4.86
Kevin Crosby	8.10.86
Jason Hill	12.13.86
Robert Hall	1.23.87
Brad Sellers	1.28.87
Jason Davis	3.16.87
Steven Powers	3.31.87
Dan Voss	4.9.87
Martin Frierson	4.20.87
Tyler Barrett	5.10.87

Youngest Birthday

Cory Pritchett	7.12.91
Tyler Jarry	6.8.91
Euclid Cummings	5.6.91
Izaan Cross	5.1.91
Daniel Drummond	4.30.91
Stephen Hill	4.25.91
Justin Randolph	4.1.91
Ben Keith	2.6.91
Jay Finch	1.24.91
Brandon Watts	1.21.91



T.J. Barnes: Tech's tallest

HOW THE 2009 ROSTER WAS BUILT

2009 Recruiting Class

Ray Beno
Julian Burnett
Christopher Crenshaw
Izaan Cross
Euclid Cummings
Emmanuel Dieke+
Daniel Drummond
Jay Finch
Antonio Foster
Stephen Hill
Will Jackson
J.C. Lanier
Jordan Luallen
Carl Miles
Jeremy Moore
Lance Richardson
David Sims
Orwin Smith
Rod Sweeting
Jemea Thomas
Brandon Watts

2008 Recruiting Class

T.J. Barnes
Brandon Leslie
Jon Lockhart
B.J. Machen
Daniel McKayhan
Nick McRae
Malcolm Munroe
Embry Peeples
Rashaad Reid
Kameron Riley
Jaybo Shaw
Quentin Sims
Phil Smith
Steven Sylvester
Cooper Taylor
Omeregzie Uzzi
Tevin Washington
Richard Watson
Antonio Wilson
Marcus Wright

2007 Recruiting Class

Morgan Burnett
Mario Butler
Nick Clayton
Jonathan Dwyer
Joseph Gilbert
Kyle Jackson
Brad Jefferson
Roddy Jones
Tyler Melton #
Derrick Morgan
Josh Nesbitt
Jason Peters
Michael Peterson
Albert Rocker
Jerrard Tarrant
Logan Walls
Clyde Yandell

2006 Recruiting Class

Ben Anderson
Anthony Barnes
Austin Barrick
Correy Earls
Sedric Griffin
Robert Hall
DeRon Jasper
Dominique Reese
Demaryius Thomas
Osahon Tongo

2006 Walk-Ons

Sean Bedford*
Kevin Crosby
Zach Krish*
Jeff Lentz
Jonathan Malone
Steven Powers

2007 Transfers

Lucas Cox
Anthony Egbuniwe

2007 Walk-Ons

Chandler Anderson
Scott Blair*
Zach Fisher
Jim Henry
Chase Hudson
Michael Ray
Paul Reese
Alex Walker

2005 Recruiting Class

Martin Frierson
Jason Hill
Cord Howard
Brad Sellers
Dan Voss

2005 Walk-Ons

Tyler Barrett
Jason Davis

*Former walk-on now on scholarship + Enrolled in January
% Did not have to sit out a season
Did not enroll until 2008

ROSTER BREAKDOWN

BY CLASS	Total	Scholarship	Non-Scholarship	Returning Letterwinners	Returning Starters
Seniors	10	6	4	10	3
Fifth-Year Seniors	7	5	2	7	2
Juniors	30	22	8	22	9
Sophomores	24	17	7	21	5
Freshmen	56	35	21	-	-
Redshirt Freshmen	22	14	8	-	-
True Freshmen	34	21	13	-	-
TOTAL	120	80	40	53	17

BY POSITION	Total	Scholarship	Non-Scholarship	Returning Letterwinners	Returning Starters
Offense	54	37	17	22	9
Quarterbacks	6	5	1	3	1
B-Backs	4	3	1	1	1
A-Backs	11	7	4	5	2
Wide Receivers	12	6	6	4	2
Offensive Line	21	16	5	9	3
Defense	56	42	14	28	8
Defensive Line	18	16	2	10	1
Linebackers	16	11	5	7	3
Defensive Backs	22	15	7	11	4
Specialists	10	1	9	3	-
TOTAL	120	80	40	53	17

BY STATE	Total	Scholarship		Total	Scholarship
Georgia	74	41	Arizona	1	0
Florida	15	12	California	1	1
Alabama	7	7	Illinois	1	1
South Carolina	6	6	Indiana	1	1
Texas	4	4	Louisiana	1	1
Pennsylvania	3	2	New Jersey	1	1
Ohio	2	2	Tennessee	1	1
Maryland	2	0	TOTAL	120	80





2009 Alphabetical Roster

No.	Name	Pos.	Ht.	Wt.	Cl.	VL	Hometown	High School	Previous College
+(d) 52	Corey Alford	LB	5-11	200	Fr.		Conyers, Ga.	Heritage	
^ 18	Anthony Allen	A-back	6-0	228	Jr.-r		Tampa, Fla.	Jesuit	Louisville
98	Ben Anderson	DT	6-2	274	Jr.-r	2	Aiken, S.C.	South Aiken	
+ 85	Chandler Anderson	PK/P	5-11	193	So.-r	1	Columbus, Ga.	Shaw	
12	Anthony Barnes	LB	6-3	234	Jr.-r	2	Cartersville, Ga.	Cartersville	
90	T.J. Barnes	DT	6-7	353	Fr.-r		Enterprise, Ala.	Enterprise	
+ 39	Tyler Barrett	S	5-10	182	Sr.-r	1	Hagerstown, Md.	South Hagerstown	
73	Austin Barrick	OT	6-3	254	Jr.-r	1	Moody, Ala.	Moody	
79	Sean Bedford	OL	6-1	267	Jr.-r	1	Gainesville, Fla.	Buchholz	
55	Ray Beno	OL	6-1	270	Fr.		Newnan, Ga.	Newnan	
14	Scott Blair	PK/P	6-0	198	Jr.	2	Calhoun, Ga.	Calhoun	
40	Julian Burnett	LB	5-10	210	Fr.		Macon, Ga.	Westside	
1	Morgan Burnett	S	6-1	210	Jr.	2	College Park, Ga.	North Clayton	
2	Mario Butler	CB	6-1	181	Jr.	2	Jacksonville, Fla.	Nease	
75	Nick Claytor	OT	6-6	286	So.-r	1	Gainesville, Ga.	Gainesville	
+^ 82	Kevin Cone	WR	6-2	206	Jr.-r		Stone Mountain, Ga.	St. Pius X Catholic	Shorter College
36	Lucas Cox	RB	6-0	245	Jr.-r	1	Lewisberry, Pa.	Red Land	Connecticut
95	Christopher Crenshaw	DE	6-3	235	Fr.		Louisville, Ga.	Jefferson County	
+(d) 82	Kevin Crosby	P	6-3	194	Jr.-r		Alpharetta, Ga.	Blessed Trinity	
94	Izaan Cross	DE	6-4	250	Fr.		Flowery Branch, Ga.	Flowery Branch	
87	Euclid Cummings	DE	6-4	230	Fr.		Atlanta, Ga.	Centennial	
+ 45	Jason Davis	DB	5-10	196	Sr.-r	1	Duluth, Ga.	Duluth	
% 93	Emmanuel Dieke	DE	6-6	243	Fr.		Riverdale, Ga.	North Clayton	
30	Daniel Drummond	B-Back	6-3	230	Fr.		Flowery Branch, Ga.	Flowery Branch	
21	Jonathan Dwyer	B-back	6-0	235	Jr.	2	Marietta, Ga.	Kell	
15	Correy Earls	DB	6-0	190	Jr.-r	2	Macon, Ga.	Central	
33	Mario Edwards	DB/LB	6-1	210	Jr.-r	1	College Park, Ga.	Westlake	Virginia Tech
41	Anthony Egbuniwe	DE	6-4	256	Jr.-r	1	Greenville, S.C.	James L. Mann	Tulsa
+(d) 45	Andy Elakman	PK	6-0	168	Fr.-r		Calhoun, Ga.	Calhoun	
+	Scott Elder	CB	5-9	173	Jr.		Stone Mountain, Ga.	Home Schooled	
+(d) 30	Colin Emerson	S	6-1	190	Fr.		Suwanee, Ga.	South Forsyth	
50	Jay Finch	OL	6-4	255	Fr.		Acworth, Ga.	Kennesaw Mountain	
+ 81	Zach Fisher	WR	6-2	196	So.-r	1	Marietta, Ga.	Kell	
+ 57	Austin Flanary	LB	6-1	223	Fr.-r		Scottsdale, Ariz.	Desert Mountain	
65	Antonio Foster	OL	6-4	280	Fr.		Valdosta, Ga.	Valdosta	
+ 68	Zach Fraysier	OL	6-3	268	Fr.-r		Ball Ground, Ga.	Cherokee	
10	Martin Frierson	DB	6-2	210	Sr.-r	3	Columbia, S.C.	Irmo	
70	Joseph Gilbert	OL	6-4	284	So.-r	1	Cartersville, Ga.	Cartersville	
+(d) 25	Robert Godhigh	A-back	5-7	175	Fr.		Acworth, Ga.	Harrison	
+ 86	Geoff Greco	WR	6-3	214	Fr.-r		Wexford, Pa.	North Allegheny	
54	Sedric Griffin	LB	5-11	230	Sr.	3	Blair, S.C.	Fairfield Central	
97	Robert Hall	DE	6-3	254	Jr.-r	3	Hawkinsville, Ga.	Hawkinsville	
+(d) 4	Jim Henry	QB/RB	5-11	160	So.-r	1	Hawkinsville, Ga.	Hawkinsville	
72	Jason Hill	DL	6-4	299	Sr.-r	2	Atlanta, Ga.	Douglass	
5	Stephen Hill	WR	6-4	190	Fr.		Lithonia, Ga.	Miller Grove	
+	Robert Hogan III	LB	6-0	205	Fr.		Newnan, Ga.	Newnan Christian	
+	Charlie Hollman	LB	6-2	220	Fr.		Sandy Springs, Ga.	Riverwood	
71	Cord Howard	OL	6-5	300	Sr.-r	3	Phenix City, Ala.	Central	
+ 63	Chase Hudson	OL	6-2	268	So.-r		Dacula, Ga.	Buford	
59	Kyle Jackson	LB	6-0	228	So.-r	1	McDonough, Ga.	Union Grove	
52	Will Jackson	OL	6-4	275	Fr.		Knoxville, Tenn.	Farragut	
+(d) 31	Tyler Jarry	WR	5-11	175	Fr.		Suwanee, Ga.	North Gwinnett	
25	DeRon Jasper	DB	6-2	200	Jr.-r	2	Dunwoody, Ga.	Dunwoody	
51	Brad Jefferson	LB	6-2	236	Jr.	2	Wrightsville, Ga.	Johnson County	
+ 64	Mike Johnson	OL	6-4	299	Fr.-r		Lithonia, Ga.	Stephenson	
20	Roddy Jones	A-back	5-9	192	So.-r	1	Stone Mountain, Ga.	Chamblee	
+(d) 68	Ben Keith	DT	6-1	285	Fr.		Gainesville, Fla.	Buchholz	
+ 69	Tyler Kidney	OL	6-3	260	Fr.		Alpharetta, Ga.	Northview	
74	Zach Krish	OL	6-5	285	Jr.-r	1	Snellville, Ga.	South Gwinnett	
99	J.C. Lanier	DT	6-4	335	Fr.		Stillmore, Ga.	Emanuel County Institute	
+ 53	Jeff Lentz	OL/LS	6-5	240	Jr.-r		Marietta, Ga.	Lassiter	
4	Brandon Leslie	S	6-0	201	Fr.-r		Fresno, Calif.	Edison	
29	Jon Lockhart	DB	6-0	192	Fr.-r		Blountstown, Fla.	Blountstown	
7	Jordan Luallen	QB	6-4	200	Fr.		Greenwood, Ind.	Center Grove	

ALPHABETICAL ROSTER



2009 GEORGIA TECH FOOTBALL ■ 43

FULL STEAM AHEAD



No.	Name	Pos.	Ht.	Wt.	Cl.	VL	Hometown	High School	Previous College
+^ 46	Preston Lyons	B-back	6-0	211	So.-r		Atlanta, Ga.	Marist School	Colgate
58	B.J. Machen	LB	6-1	232	Fr.-r		Hilliard, Ohio	Hilliard Darby	
+ 27	Jonathan Malone	A-back	5-9	165	Sr.	2	Marietta, Ga.	Pope	
+	Stephen Mann	S	6-0	205	Fr.-r		Malabar, Fla.	Palm Bay	
80	Daniel McKayhan	WR	6-0	192	Fr.-r		Decatur, Ga.	Martin Luther King, Jr.	
76	Nick McRae	OL	6-4	293	Fr.-r		Dublin, Ga.	Dublin	
84	Tyler Melton	WR	6-0	205	So.	1	Houston, Texas	Langham Creek	
48	Carl Miles	CB	6-0	185	Fr.		Miramar, Fla.	Cypress Bay	
+ 66	Will Minter	OL	6-3	344	Jr.-r		Ft. Washington, Md.	Gonzaga College	
83	Jeremy Moore	WR	6-3	170	Fr.		Austin, Texas	Lyndon B. Johnson	
91	Derrick Morgan	DE	6-4	275	Jr.	2	Coatesville, Pa.	Coatesville	
+(d) 63	Tyler Morgan	LS	6-3	190	Fr.		Fayetteville, Ga.	Whitewater	
42	Malcolm Munroe	LB	6-3	223	Fr.-r		Miami, Fla.	Coral Reef	
9	Josh Nesbitt	QB	6-1	214	Jr.	2	Greensboro, Ga.	Greene County	
+	Patrick Nordmann	S	5-9	175	Jr.		Augusta, Ga.	Aquinas	
+	Onu Okebie	WR	6-1	175	Jr.		Lawrenceville, Ga.	Berkmar	
+ 49	Jamal Paige	A-back	5-10	177	Fr.-r		Atlanta, Ga.	Woodward Academy	
24	Embry Peeples	A-back	5-10	176	So.	1	Orlando, Fla.	Dr. Phillips	
92	Jason Peters	DT	6-4	272	So.-r	1	Baton Rouge, La.	Catholic	
35	Michael Peterson	CB	5-11	195	So.-r	1	Tampa, Fla.	Jesuit	
+(d) 39	Jared Polak	LB	6-1	200	Fr.		Lilburn, Ga.	Brookwood	
+(d) 3	Sean Poole	P	6-1	160	Fr.		Tallahassee, Fla.	Chiles	
+ 67	Steven Powers	DL	6-2	232	Jr.-r	1	Rome, Ga.	Model	
+(d) 66	Cory Pritchett	LS	6-1	250	Fr.		Chatsworth, Ga.	Murray County	
+(d) 27	Justin Randolph	A-back	5-10	180	Fr.		Kennesaw, Ga.	Kell	
+(d) 54	Michael Ray	LS	5-10	210	Sr.	1	Roswell, Ga.	Roswell	
26	Dominique Reese	DB	5-11	195	Jr.-r	2	Auburn, Ala.	Auburn	
+ 89	Paul Reese	WR/AB	6-0	179	So.-r	1	Albany, Ga.	Deerfield Windsor School	
28	Rashaad Reid	CB	5-10	186	So.	1	St. Augustine, Fla.	St. Augustine	
43	Lance Richardson	S	6-2	195	Fr.		Ware Shoals, S.C.	Ware Shoals	
31	Kameron Riley	DB	6-2	203	Fr.-r		Hawkinsville, Ga.	Hawkinsville	
44	Albert Rocker	DL	6-1	235	So.-r	1	New Market, Ala.	Sparkman	
60	Brad Sellers	OL	6-2	250	Sr.-r	3	Grand Prairie, Texas	Bowie	
11	Jaybo Shaw	QB	6-0	180	So.	1	Flowery Branch, Ga.	Flowery Branch	
16	David Sims	QB	5-11	210	Fr.		St. Matthews, S.C.	Calhoun County	
23	Quentin Sims	WR	6-3	195	Fr.-r		Cincinnati, Ohio	Colerain	
17	Orwin Smith	A-Back	6-0	190	Fr.		Phenix City, Ala.	Central	
61	Phil Smith	OT	6-6	290	Fr.-r		Tampa, Fla.	Jesuit	
6	Rod Sweeting	CB	6-0	170	Fr.		Locust Grove, Ga.	Luella	
34	Steven Sylvester	LB	6-2	236	So.	1	McDonough, Ga.	Union Grove	
+(d) 17	Chris Tanner	K/P	6-0	177	Fr.-r		Norcross, Ga.	Norcross	
37	Jerrard Tarrant	DB	6-0	193	So.-r		Carrollton, Ga.	Carrollton	
22	Cooper Taylor	S/LB	6-4	200	So.	1	Atlanta, Ga.	Marist School	
8	Demaryius Thomas	WR	6-3	229	Jr.-r	2	Montrose, Ga.	West Laurens	
38	Jemea Thomas	A-Back	5-10	185	Fr.		Fitzgerald, Ga.	Fitzgerald	
56	Osahon Tongo	DE	6-3	243	Jr.-r	2	Naperville, Ill.	Naperville North	
62	Omorie Uzzi	OG	6-3	304	Fr.-r		Lithonia, Ga.	Chamblee	
77	Dan Voss	C	6-4	300	Sr.-r	3	Cherry Hill, N.J.	St. Joseph's Prep	
+ 43	Alex Walker	DB	6-0	180	So.-r	1	Augusta, Ga.	Westside	
96	Logan Walls	DT	6-2	290	So.-r	1	Dawsonville, Ga.	Dawson County	
13	Tevin Washington	QB	6-1	198	Fr.-r		Wetumpka, Ala.	Wetumpka	
32	Richard Watson	B-back	6-1	234	Fr.-r		Tallahassee, Fla.	FAMU	
47	Brandon Watts	LB	6-2	230	Fr.		Tennille, Ga.	Washington County	
88	Antonio Wilson	DE	6-6	239	Fr.-r		Decatur, Ga.	Columbia	
3	Marcus Wright	A-back	5-8	178	So.	1	San Antonio, Texas	Reagan	
78	Clyde Yandell	OL	6-5	291	So.-r	1	St. Augustine, Fla.	Nease	

VL Denotes number of letters earned
 + Denotes non-scholarship player
 ^ Denotes transfer, eligible in 2009
 % Enrolled in January, 2009
 (d) Denotes duplicate number

How To Say It Players

Ray Beno Bean-O
 Izaan Cross I-zan
 Emmanuel Dieke D-ay-K
 Anthony Egbuniwe E-boon-a-way
 Martin Frierson FRY-er-son
 B.J. Machen may-chin

Onu Okebie O-new O-key-B
 Kameron Riley cam-er-on
 Demaryius Thomas duh-MARE-ee-us
 Jemea Thomas Ja-ME-a
 Osahon Tongo OH-suh-han
 Omorie Uzzi O-more-gay ooze-E

Assistant Coaches

Brian Jean-Mary jon muh-REE
 Jeff Monken mun-kin
 Mike Sewak C-wahk
 Dave Wommack wah-muck
Director of Athletics
 Dan Radakovich rad-uh-CO-vich





2009 Numerical Roster

No.	Name	Pos.	Ht.	Wt.	Cl.	VL	Hometown	High School	Previous College
1	Morgan Burnett	S	6-1	210	Jr.	2	College Park, Ga.	North Clayton	
2	Mario Butler	CB	6-1	181	Jr.	2	Jacksonville, Fla.	Nease	
3	Marcus Wright	A-back	5-8	178	So.	1	San Antonio, Texas	Reagan	
+{d} 3	Sean Poole	P	6-1	160	Fr.		Tallahassee, Fla.	Chiles	
4	Brandon Leslie	S	6-0	201	Fr.-r		Fresno, Calif.	Edison	
+{d} 4	Jim Henry	QB/RB	5-11	160	So.-r	1	Hawkinsville, Ga.	Hawkinsville	
5	Stephen Hill	WR	6-4	190	Fr.		Lithonia, Ga.	Miller Grove	
6	Rod Sweeting	CB	6-0	170	Fr.		Locust Grove, Ga.	Luella	
7	Jordan Luallen	QB	6-4	200	Fr.		Greenwood, Ind.	Center Grove	
8	Demaryius Thomas	WR	6-3	229	Jr.-r	2	Montrose, Ga.	West Laurens	
9	Josh Nesbitt	QB	6-1	214	Jr.	2	Greensboro, Ga.	Greene County	
10	Martin Frierson	DB	6-2	210	Sr.-r	3	Columbia, S.C.	Irmo	
11	Jaybo Shaw	QB	6-0	180	So.	1	Flowery Branch, Ga.	Flowery Branch	
12	Anthony Barnes	LB	6-3	234	Jr.-r	2	Cartersville, Ga.	Cartersville	
13	Tevin Washington	QB	6-1	198	Fr.-r		Wetumpka, Ala.	Wetumpka	
14	Scott Blair	PK/P	6-0	198	Jr.	2	Calhoun, Ga.	Calhoun	
15	Correy Earls	DB	6-0	190	Jr.-r	2	Macon, Ga.	Central	
16	David Sims	QB	5-11	210	Fr.		St. Matthews, S.C.	Calhoun County	
17	Orwin Smith	A-Back	6-0	190	Fr.		Phenix City, Ala.	Central	
+{d} 17	Chris Tanner	K/P	6-0	177	Fr.-r		Norcross, Ga.	Norcross	
^ 18	Anthony Allen	A-back	6-0	228	Jr.-r		Tampa, Fla.	Jesuit	Louisville
20	Roddy Jones	A-back	5-9	192	So.-r	1	Stone Mountain, Ga.	Chamblee	
21	Jonathan Dwyer	B-back	6-0	235	Jr.	2	Marietta, Ga.	Kell	
22	Cooper Taylor	S/LB	6-4	200	So.	1	Atlanta, Ga.	Marist School	
23	Quentin Sims	WR	6-3	195	Fr.-r		Cincinnati, Ohio	Colerain	
24	Embry Peeples	A-back	5-10	176	So.	1	Orlando, Fla.	Dr. Phillips	
25	DeRon Jasper	DB	6-2	200	Jr.-r	2	Dunwoody, Ga.	Dunwoody	
+{d} 25	Robert Godhigh	A-back	5-7	175	Fr.		Acworth, Ga.	Harrison	
26	Dominique Reese	DB	5-11	195	Jr.-r	2	Auburn, Ala.	Auburn	
+ 27	Jonathan Malone	A-back	5-9	165	Sr.	2	Marietta, Ga.	Pope	
+{d} 27	Justin Randolph	A-back	5-10	180	Fr.		Kennesaw, Ga.	Kell	
28	Rashaad Reid	CB	5-10	186	So.	1	St. Augustine, Fla.	St. Augustine	
29	Jon Lockhart	DB	6-0	192	Fr.-r		Blountstown, Fla.	Blountstown	
30	Daniel Drummond	B-Back	6-3	230	Fr.		Flowery Branch, Ga.	Flowery Branch	
+{d} 30	Colin Emerson	S	6-1	190	Fr.		Suwanee, Ga.	South Forsyth	
31	Kameron Riley	DB	6-2	203	Fr.-r		Hawkinsville, Ga.	Hawkinsville	
+{d} 31	Tyler Jarry	WR	5-11	175	Fr.		Suwanee, Ga.	North Gwinnett	
32	Richard Watson	B-back	6-1	234	Fr.-r		Tallahassee, Fla.	FAMU	
33	Mario Edwards	DB/LB	6-1	210	Jr.-r	1	College Park, Ga.	Westlake	Virginia Tech
34	Steven Sylvester	LB	6-2	236	So.	1	McDonough, Ga.	Union Grove	
35	Michael Peterson	CB	5-11	195	So.-r	1	Tampa, Fla.	Jesuit	
36	Lucas Cox	RB	6-0	245	Jr.-r	1	Lewisberry, Pa.	Red Land	Connecticut
37	Jerrard Tarrant	DB	6-0	193	So.-r		Carrollton, Ga.	Carrollton	
38	Jemea Thomas	A-Back	5-10	185	Fr.		Fitzgerald, Ga.	Fitzgerald	
+ 39	Tyler Barrett	S	5-10	182	Sr.-r	1	Hagerstown, Md.	South Hagerstown	
+{d} 39	Jared Polak	LB	6-1	200	Fr.		Lilburn, Ga.	Brookwood	
40	Julian Burnett	LB	5-10	210	Fr.		Macon, Ga.	Westside	
41	Anthony Egbuniwe	DE	6-4	256	Jr.-r	1	Greenville, S.C.	James L. Mann	Tulsa
42	Malcolm Munroe	LB	6-3	223	Fr.-r		Miami, Fla.	Coral Reef	
43	Lance Richardson	S	6-2	195	Fr.		Ware Shoals, S.C.	Ware Shoals	
+ 43	Alex Walker	DB	6-0	180	So.-r	1	Augusta, Ga.	Westside	
44	Albert Rocker	DL	6-1	235	So.-r	1	New Market, Ala.	Sparkman	
+ 45	Jason Davis	DB	5-10	196	Sr.-r	1	Duluth, Ga.	Duluth	
+{d} 45	Andy Elakman	PK	6-0	168	Fr.-r		Calhoun, Ga.	Calhoun	
+^ 46	Preston Lyons	B-back	6-0	211	So.-r		Atlanta, Ga.	Marist School	Colgate
47	Brandon Watts	LB	6-2	230	Fr.		Tennille, Ga.	Washington County	
48	Carl Miles	CB	6-0	185	Fr.		Miramar, Fla.	Cypress Bay	
+ 49	Jamal Paige	A-back	5-10	177	Fr.-r		Atlanta, Ga.	Woodward Academy	
50	Jay Finch	OL	6-4	255	Fr.		Acworth, Ga.	Kennesaw Mountain	
51	Brad Jefferson	LB	6-2	236	Jr.	2	Wrightsville, Ga.	Johnson County	
52	Will Jackson	OL	6-4	275	Fr.		Knoxville, Tenn.	Farragut	
+{d} 52	Corey Alford	LB	5-11	200	Fr.		Conyers, Ga.	Heritage	
+ 53	Jeff Lentz	OL/LS	6-5	240	Jr.-r		Marietta, Ga.	Lassiter	
54	Sedric Griffin	LB	5-11	230	Sr.	3	Blair, S.C.	Fairfield Central	



NUMERICAL ROSTER



2009 GEORGIA TECH FOOTBALL ■ 45

FULL STEAM AHEAD



No.	Name	Pos.	Ht.	Wt.	Cl.	VL	Hometown	High School	Previous College
+(d) 54	Michael Ray	LS	5-10	210	Sr.	1	Roswell, Ga.	Roswell	
55	Ray Beno	OL	6-1	270	Fr.		Newnan, Ga.	Newnan	
56	Osahon Tongo	DE	6-3	243	Jr.-r	2	Naperville, Ill.	Naperville North	
+ 57	Austin Flanary	LB	6-1	223	Fr.-r		Scottsdale, Ariz.	Desert Mountain	
58	B.J. Machen	LB	6-1	232	Fr.-r		Hilliard, Ohio	Hilliard Darby	
59	Kyle Jackson	LB	6-0	228	So.-r	1	McDonough, Ga.	Union Grove	
60	Brad Sellers	OL	6-2	250	Sr.-r	3	Grand Prairie, Texas	Bowie	
61	Phil Smith	OT	6-6	290	Fr.-r		Tampa, Fla.	Jesuit	
62	Omoregie Uzzi	OG	6-3	304	Fr.-r		Lithonia, Ga.	Chamblee	
+ 63	Chase Hudson	OL	6-2	268	So.-r		Dacula, Ga.	Buford	
+(d) 63	Tyler Morgan	LS	6-3	190	Fr.		Fayetteville, Ga.	Whitewater	
+ 64	Mike Johnson	OL	6-4	299	Fr.-r		Lithonia, Ga.	Stephenson	
65	Antonio Foster	OL	6-4	280	Fr.		Valdosta, Ga.	Valdosta	
+ 66	Will Minter	OL	6-3	344	Jr.-r		Ft. Washington, Md.	Gonzaga College	
+(d) 66	Cory Pritchett	LS	6-1	250	Fr.		Chatsworth, Ga.	Murray County	
+ 67	Steven Powers	DL	6-2	232	Jr.-r	1	Rome, Ga.	Model	
+ 68	Zach Fraysier	OL	6-3	268	Fr.-r		Ball Ground, Ga.	Cherokee	
+(d) 68	Ben Keith	DT	6-1	285	Fr.		Gainesville, Fla.	Buchholz	
+ 69	Tyler Kidney	OL	6-3	260	Fr.		Alpharetta, Ga.	Northview	
70	Joseph Gilbert	OL	6-4	284	So.-r	1	Cartersville, Ga.	Cartersville	
71	Cord Howard	OL	6-5	300	Sr.-r	3	Phenix City, Ala.	Central	
72	Jason Hill	DL	6-4	299	Sr.-r	2	Atlanta, Ga.	Douglass	
73	Austin Barrick	OT	6-3	254	Jr.-r	1	Moody, Ala.	Moody	
74	Zach Krish	OL	6-5	285	Jr.-r	1	Snellville, Ga.	South Gwinnett	
75	Nick Claytor	OT	6-6	286	So.-r	1	Gainesville, Ga.	Gainesville	
76	Nick McRae	OL	6-4	293	Fr.-r		Dublin, Ga.	Dublin	
77	Dan Voss	C	6-4	300	Sr.-r	3	Cherry Hill, N.J.	St. Joseph's Prep	
78	Clyde Yandell	OL	6-5	291	So.-r	1	St. Augustine, Fla.	Nease	
79	Sean Bedford	OL	6-1	267	Jr.-r	1	Gainesville, Fla.	Buchholz	
80	Daniel McKayhan	WR	6-0	192	Fr.-r		Decatur, Ga.	Martin Luther King, Jr.	
+ 81	Zach Fisher	WR	6-2	196	So.-r	1	Marietta, Ga.	Kell	
+^ 82	Kevin Cone	WR	6-2	206	Jr.-r		Stone Mountain, Ga.	St. Pius X Catholic	Shorter College
+(d) 82	Kevin Crosby	P	6-3	194	Jr.-r		Alpharetta, Ga.	Blessed Trinity	
83	Jeremy Moore	WR	6-3	170	Fr.		Austin, Texas	Lyndon B. Johnson	
84	Tyler Melton	WR	6-0	205	So.	1	Houston, Texas	Langham Creek	
+ 85	Chandler Anderson	PK/P	5-11	193	So.-r	1	Columbus, Ga.	Shaw	
+ 86	Geoff Greco	WR	6-3	214	Fr.-r		Wexford, Pa.	North Allegheny	
87	Euclid Cummings	DE	6-4	230	Fr.		Atlanta, Ga.	Centennial	
88	Antonio Wilson	DE	6-6	239	Fr.-r		Decatur, Ga.	Columbia	
+ 89	Paul Reese	WR/AB	6-0	179	So.-r	1	Albany, Ga.	Deerfield Windsor School	
90	T.J. Barnes	DT	6-7	353	Fr.-r		Enterprise, Ala.	Enterprise	
91	Derrick Morgan	DE	6-4	275	Jr.	2	Coatesville, Pa.	Coatesville	
92	Jason Peters	DT	6-4	272	So.-r	1	Baton Rouge, La.	Catholic	
% 93	Emmanuel Dieke	DE	6-6	243	Fr.		Riverdale, Ga.	North Clayton	
94	Izaan Cross	DE	6-4	250	Fr.		Flowery Branch, Ga.	Flowery Branch	
95	Christopher Crenshaw	DE	6-3	235	Fr.		Louisville, Ga.	Jefferson County	
96	Logan Walls	DT	6-2	290	So.-r	1	Dawsonville, Ga.	Dawson County	
97	Robert Hall	DE	6-3	254	Jr.-r	3	Hawkinsville, Ga.	Hawkinsville	
98	Ben Anderson	DT	6-2	274	Jr.-r	2	Aiken, S.C.	South Aiken	
99	J.C. Lanier	DT	6-4	335	Fr.		Stillmore, Ga.	Emanuel County Institute	

Numbers will be assigned in August

+	Scott Elder	CB	5-9	173	Jr.		Stone Mountain, Ga.	Home Schooled	
+	Robert Hogan III	LB	6-0	205	Fr.		Newnan, Ga.	Newnan Christian	
+	Charlie Hollman	LB	6-2	220	Fr.		Sandy Springs, Ga.	Riverwood	
+	Stephen Mann	S	6-0	205	Fr.-r		Malabar, Fla.	Palm Bay	
+	Patrick Nordmann	S	5-9	175	Jr.		Augusta, Ga.	Aquinas	
+	Onu Okebie	WR	6-1	175	Jr.		Lawrenceville, Ga.	Berkmar	

VL Denotes number of letters earned
 + Denotes non-scholarship player
 ^ Denotes transfer, eligible in 2009
 % Enrolled in January, 2009
 (d) Denotes duplicate number

2009 PREVIEW





Yellow Jackets Personality Grid

Player	Favorite TV Show	Favorite Pro Sports Team	Best Uniform In Pro Sports	Mascot of High School	Childhood Sports Hero	Team I Would Add To Schedule	Person I'd Trade Places For A Day
Corey Alford	Family Guy	Atlanta Falcons	Chicago Bears	Patriots	Chipper Jones	Florida	Bill Gates
Anthony Allen	Girls Next Door	Tampa Bay Bucs	Tampa Rays	Tigers	Emmitt Smith	Florida	Hugh Hefner
Ben Anderson	East Bound and Down	Atlanta Falcons	Pittsburgh Steelers	Thoroughbreds	John Elway	Florida	Kenny Chesney
Chandler Anderson	Nip-Tuck/House of Payne	Denver Broncos	Denver Broncos	Raiders	John Elway	Florida	Robert Trujillo
Anthony Barnes	CSI; House of Payne	Falcons/Ravens	Baltimore Ravens	Purple Hurricane	Michael Jordan	Hawaii/USC	Tiger/Ray Lewis
T.J. Barnes	Mad TV/Robot Chicken	Carolina Panthers	Carolina Panthers	Wildcats		Auburn/Alabama	Paul Johnson
Tyler Barrett	Lie To Me; House	Washington Redskins		Rebels	Michael Jordan	Maryland	Paul Johnson
Austin Barrick	South Park, Entourage	Indianapolis Colts	Steelers (throwback)	Blue Devils	Michael Jordan	Alabama	David Beckham
Sean Bedford	Entourage	Detroit Red Wings	Pittsburgh Steelers	Bobcats	Jevon Kearse	Florida	Christian Bale
Ray Beno	Family Guy	Indianapolis Colts	Tampa Bay Bucs	Cougars	Mike Alstott	LSU	Jake Long
Scott Blair	Lost	Manchester United	Columbus Crew	Yellow Jackets	Michael Jordan	Florida	Rob Dyrdek
Julian Burnett	Wayans Brothers	Kansas City Chiefs	Cleveland Cavaliers	Seminoles	Michael Jordan	Alabama	
Morgan Burnett	House of Payne	Cleveland Cavaliers	New Orleans Hornets	Eagles	Cap Burnett IV	Texas	
Mario Butler	House	Jacksonville Jaguars	Tennessee Titans	Panthers	Deion Sanders	Florida	Barack Obama
Nick Claytor	24	Tennessee Titans	Atlanta Falcons	Red Elephant	Barry Sanders	at Hawaii	Non-FB player during camp
Kevin Cone	House	Atlanta Falcons	Atlanta Hawks	Golden Lions	A.J. Baker	Shorter College	
Lucas Cox	The Office	Pittsburgh Steelers	Ravens (all black)	Patriots	Jerome Bettis	Penn State	Bill Gates
Christopher Crenshaw	Martin	Dallas Texans	St. Louis Rams	Warriors	Shaquille O'Neal	USC	Jay-Z
Kevin Crosby	Entourage	New York Yankees	New York Yankees	Titans	Ken Griffey, Jr.	USC	Jack Johnson
Izaan Cross	Fresh Prince	Baltimore Ravens		Falcons	Julius Peppers/Shaq		LeBron James
Euclid Cummings				Knights			
Jason Davis	House	Philadelphia Eagles	Chargers (throwback)	Wildcats	Jerry Rice	Michigan	T.I.
Emmanuel Dieke	Meet the Browns	Atlanta Falcons	San Diego Chargers	Eagles	Michael Jordan	Florida	Barack Obama
Daniel Drummond	Real World	Atlanta Falcons	Cincinnati Bengals	Falcons	Terrell Davis	Auburn	
Jonathan Dwyer	Fresh Prince	New York Yankees	San Diego Chargers	Longhorns	Walter Payton	Texas	Hugh Hefner
Correy Earls	SportsCenter	Atlanta Falcons	Atlanta Falcons	Chargers	Deion, Seau, Rice, MJ	Alabama	LeBron James
Mario Edwards	House	Atlanta Falcons	Seattle Seahawks	Lions	Jessie Tuggle	LSU	Bill Gates
Anthony Egbuniwe		Carolina Panthers	Carolina Panthers	Patriots	Michael Jordan	Florida	Paul Johnson
Andy Elakman	24	Atlanta Falcons	Germany (soccer)	Yellow Jackets	Michael Jordan	Florida	Rob Dyrdek
Scott Elder	Chuck	Chelsea Fc	Argentina (soccer)		My aunt; Ronaldinho	Texas Tech	Jack Bauer
Colin Emerson	The Office	Dallas Cowboys	Atlanta Falcons	War Eagles	Emmitt Smith	Florida	
Jay Finch	ESPN	Atlanta Falcons	Atlanta Falcons	Mustangs	Keith Brooking		Barack Obama
Zach Fisher	Man vs. Wild	Atlanta Falcons	Pittsburgh Steelers	Longhorns	Javy Lopez	Tennessee	
Austin Flanary	Venture Brothers	San Jose Sharks	Baltimore Ravens	Wolves	Jack Tatum	Michigan	Chuck Norris
Antonio Foster	Martin	New England Patriots	Cincinnati Bengals	Wildcats	Deion Sanders	Tennessee	Lil' Wayne
Zach Fraysier	CSI Miami	Atlanta Braves		Warriors		Florida	No one
Martin Frierson	Martin	Cleveland Browns	Minnesota T-Wolves	Yellow Jackets	Deion/Randy Moss	South Carolina	Jay-Z
Joseph Gilbert	The Office	Atlanta Braves	Ghana Black Stars	Purple Hurricanes	Eric Ruggles	UCLA	Andrew Gardner
Robert Godhigh	The Game	Philadelphia Eagles	Baltimore Ravens	Hoyas	Barry Sanders	Florida	LeBron James
Geoff Greco	The Office	Pittsburgh Steelers	Pittsburgh Steelers	Tigers	Barry Sanders	USC	LeBron James
Sedric Griffin	Fresh Prince	Carolina Panthers	San Diego Chargers	Griffins	Michael Jordan	South Carolina	Barack Obama
Robert Hall	Family Guy	Atlanta Falcons	Cincinnati Bengals	Red Devils	Lawrence Taylor	USC	Paul Johnson
Jim Henry	70s Show; Eastbound	Braves/Falcons	Chargers (baby blue)	Red Devils	Joe Hamilton	LSU	Hugh Hefner
Jason Hill	Simpsons/CSI	Atlanta Falcons	Cincinnati Bengals	Astros		USC/Florida	Calvin Johnson
Stephen Hill	Fresh Prince	Atlanta Falcons	Cincinnati Bengals	Wolverines	My dad	Florida	Hugh Hefner
Robert Hogan III	Sunny in Philadelphia	Miami Dolphins	Cincinnati Bengals	Rams	Zack Thomas	Ohio State	
Charlie Hollman	Rob and Big	Atlanta Braves	Los Angeles Lakers	Raiders	Chipper Jones	LSU	Tiger Woods
Cord Howard	Wayans Brothers	Tampa Bay Bucs	Arizona Cardinals	Red Devils	Bo Jackson	USC	LeBron James
Chase Hudson	Entourage	Atlanta Braves	Pittsburgh Steelers	Wolves	David Justice	Alabama	Hugh Hefner
Kyle Jackson	Curb Your Enthusiasm	Atlanta Falcons	San Diego Chargers	Wolverines	Ronaldo	at Hawaii	A regular student
Will Jackson	SportsCenter	Tennessee Titans	Tennessee Titans	Admirals	Peyton Manning	Tennessee	Lil' Wayne
Tyler Jarry	Family Guy	Tennessee Titans	Cincinnati Bengals	Bulldogs	Deion Sanders	USC	LeBron James
DeRon Jasper	Weeds	Minnesota Vikings	Chargers (throwback)	Wildcats	Michael Jordan	USC	Barack Obama
Brad Jefferson	Fresh Prince	Pittsburgh Steelers	Pittsburgh Steelers	Trojans	Michael Jordan	Anyone, any time	
Mike Johnson	Family Guy	Detroit Red Wings	Cincinnati Bengals	Jaguars	Michael Yzerman	USC	Barack Obama
Roddy Jones	24	Atlanta Braves		Bulldogs	Marshall Faulk	Texas/at Hawaii	Derek Jeter
Ben Keith	House	Oakland Raiders	Arizona Cardinals	Bobcats	Warren Sapp	Florida	Bill Gates
Tyler Kidney	24			Titans		Florida	Tim Tebow
Zach Krish	House	Atlanta Falcons	Falcons (red)	Comets	John Rucker	Florida	Stephen Hawking
J.C. Lanier	The Game	Baltimore Ravens	Baltimore Ravens	Bulldogs	Warren Sapp	Florida	



Player	Favorite TV Show	Favorite Pro Sports Team	Best Uniform In Pro Sports	Mascot of High School	Childhood Sports Hero	Team I Would Add To Schedule	Person I'd Trade Places For A Day
Jeff Lentz	Entourage	Atlanta Braves	Braves (road)	Trojans	Eric Lindros	Auburn	Tom Brady
Brandon Leslie	Wayans Brothers	San Diego Chargers	San Diego Chargers	Tigers	Ickey Woods	California	Troy Polamalu
Jon Lockhart	UFO Hunters	Cleveland Cavaliers	San Diego Chargers	Tigers	Barry Sanders	Florida	
Jordan Luallen	South Park	Atlanta Falcons	Pittsburgh Steelers	Trojans	Elway/Ray Grossman	Indiana	
Preston Lyons				War Eagles			
B.J. Machen	Martin	Philadelphia Eagles	Atlanta Falcons	Darby Panthers	Lawrence Taylor	Ohio State	Lil' Wayne
Jonathan Malone	SportsCenter	Atlanta Falcons	Atlanta Falcons	Greyhounds	Jerry Rice	USC	LeBron James
Stephen Mann	Lost	Atlanta Braves	Atlanta Falcons	Pirates	Peyton Manning	USC	Barack Obama
Daniel McKayhan	BET	Detroit Lions	Atlanta Falcons	Lions	Barry Sanders	Alabama	Bill Gates
Nick McRae	J. Fox; Fresh Prince	San Diego Chargers	San Diego Chargers	Fighting Irish	Shaquille O'Neal	Florida	Michael Jordan
Tyler Melton	Martin	Cleveland Cavaliers	Cincinnati Bengals	Lobos	Michael Jordan	USC	LeBron James
Carl Miles	Fresh Prince	Baltimore Ravens	Oakland Raiders	Lightning	Deion/MJ	USC/Florida	Usain Bolt
Will Minter	Heroes	Washington Redskins	San Diego Chargers	Eagles	Emmitt Smith	Florida	Peyton Manning
Jeremy Moore	The Boondocks	Atlanta Falcons		Jaguars	Randy Moss	Texas	Bill Gates
Derrick Morgan	Fresh Prince	San Francisco 49ers	San Francisco 49ers	Red Raiders	Michael Jordan	Penn State	Barack Obama
Tyler Morgan	Eastbound and Down	San Diego Chargers	San Diego Chargers	Wildcats	Deion Sanders	Florida	Tiger Woods
Malcolm Munroe	NFL Network; Family Guy	Miami Dolphins	Miami Dolphins	Barracudas	Deion Sanders	USC	Bill Gates
Josh Nesbitt	House of Payne	Philadelphia Eagles	New Orleans Hornets	Tigers		Ohio State/Texas	Hugh Hefner
Patrick Nordmann	Manswervs	Atlanta Braves	Atlanta Hawks	Fighting Irish	Joe Hamilton	Florida	
Onu Okebie	Family Guy	Philadelphia Eagles	Philadelphia Eagles	Patriots	KG/T-Mac		LeBron James
Jamal Paige	SportsCenter	Indianapolis Colts	Los Angeles Lakers	War Eagles	Michael Jordan	USC	Barack Obama
Embry Peebles	Family Guy		Atlanta Falcons	Panthers	Barry Sanders	Florida	Barack Obama
Jason Peters	The Game/Scrubs	New Orleans Saints	New Orleans Saints	Bears	Jevon Kearse	USC	Barack Obama
Michael Peterson	Smart Guy	Tampa Bay Bucs	Atlanta Hawks	Tigers	Kobe Bryant	Florida	Reggie Bush
Jared Polak	Family Guy	Atlanta Braves	Atlanta Falcons	Panthers	Chipper Jones	USC	Tom Brady
Sean Poole	Royal Pains	San Diego Chargers		Timberwolves	Tony Taylor	Texas/USC	Jimmy Buffett
Steven Powers	That 70s Show	Green Bay Packers	Atlanta Falcons	Blue Devils	Brett Favre	Kentucky	John Frusciante
Jory Pritchett	Nip/Tuck	Atlanta Braves	Atlanta Falcons	Indians	Keith Brooking	Tennessee	Bill Gates
Custin Randolph	The Boondocks	Carolina Panthers	Carolina Panthers	Longhorns	Michael Jordan	Alabama	LeBron James
Michael Ray	Simpsons	Atlanta Falcons	Atlanta Thrashers	Hornets	Keith Brooking	Texas	Tom Brady
Dominique Reese	House	Atlanta Falcons	Atlanta Falcons	Tigers		Alabama	Paul Johnson
Paul Reese	Raymond	Atlanta Falcons	Baltimore Ravens	Knights	Michael Jordan	Notre Dame	Tom Brady
Rashaad Reid	House of Payne	Jacksonville Jaguars	Cincinnati Bengals	Jackets	Emmitt Smith	Florida	
Lance Richardson	The Game	Tennessee Titans	Tennessee Titans	Hornets	Superman		Michael Jordan
Kameron Riley	Fresh Prince	Carolina Panthers	Carolina Panthers	Red Devils	Sean Taylor	USC	Will Smith
Albert Rocker	SportsCenter	Houston Rockets	Cincinnati Bengals	Senators	Michael Jordan	Florida	Gucci Mane
Brad Sellers	Entourage	Dallas Cowboys	Tennessee Titans	Volunteers	Michael Jordan	Texas	Floyd Mayweather
Jaybo Shaw	SportsCenter	Boston Red Sox	Boston Red Sox	Falcons	Michael Jordan	South Carolina	Tiger Woods
David Sims	ESPN	Cleveland Cavaliers	Atlanta Falcons	Saints	Vince Young	USC/S. Carolina	Kobe Bryant
Quentin Sims	Dragon Ball 2	Cleveland Cavaliers		Cardinals	Michael Jordan	Cincinnati	LeBron James
Orwin Smith	Fresh Prince	Tennessee Titans	Denver Nuggets	Red Devils	Eddie George	Florida	Kobe Bryant
Phil Smith	House; South Park	Tampa Bay Bucs	Chelsea FC	Tigers	John Lynch	USF	Nicolas Sarkozy
Rod Sweeting	Meet the Browns	Miami Dolphins	Cincinnati Bengals	Lions	Deion Sanders	Florida	Donald Trump
Steven Sylvester	Fresh Prince	Indianapolis Colts	Dallas Cowboys	Wolverines	Deion Sanders	Alabama	Jay-Z
Chris Tanner	24	Atlanta Braves	Dallas Cowboys	Blue Devils	Michael Jordan	Alabama	Barack Obama
Jerrard Tarrant	Martin	Los Angeles Lakers	San Diego Chargers	Trojans	Deion Sanders	USC	Barack Obama
Cooper Taylor	House	Indianapolis Colts	Atlanta Falcons	War Eagles	Johnny Unitas	Florida	Peyton Manning
Demaryius Thomas	House of Payne	Dallas Cowboys	Cleveland Cavaliers	Raiders		Florida	Calvin Johnson
Jemea Thomas	Family Guy			Purple Hurricane	Batman	Florida	Bill Gates
Osahon Tongo	Wayans Brothers	Chicago Bears	Denver Broncos	Huskies	Penny Hardaway	Illinois	Magic Johnson
Omoregie Uzzi	Fresh Prince	Falcons/Hawks	Atlanta Hawks	Bulldogs	KG/Shaq		Jay-Z
Dan Voss	ShamWow			Hawks		Penn State	
Alex Walker	Family Guy		Denver Broncos	Patriots	Steve Young	Michigan	Bill Gates
Logan Walls	Wildboyz	Manchester United	Manchester United	Tigers	Bill Goldberg	USC	Travis Pastrana
Tevin Washington	SportsCenter	Chicago Bulls	Oakland Raiders	Indians	Michael Jordan	Alabama	Barack Obama
Richard Watson	College Gameday	Chicago Bears		Baby Rattlers	Walter Payton	Florida	Michael Jordan
Brandon Watts	NFL Total Access	Los Angeles Lakers	Indianapolis Colts	Golden Hawks	Deion Sanders	USC	Ray Lewis
Antonio Wilson	Fresh Prince	Pittsburgh Steelers		Eagles	Michael Jordan	USC	Barack Obama
Marcus Wright	Family Guy			Rattlers	Barry Sanders	Texas	
Clyde Yandell	Diners, Drive-Ins	Detroit Red Wings		Golden Panthers	Steve Yzerman	Florida	Warren Buffet



Surveying The Yellow Jackets

HOW THE PLAYERS RATE THEIR 2009 TEAMMATES

Fastest

Player	Votes
Cooper Taylor	.29
Embry Peebles	.14
Marcus Wright	.13
Jonathan Dwyer	.2
Mario Edwards	.2

Strongest

Player	Votes
Brad Jefferson	.28
Brad Sellers	.11
Zach Fraysier	.10
Ben Anderson	.8
Omeregire Uzzi	.6

Best Dresser

Player	Votes
Correy Earls	.19
Daniel McKayhan	.9
Demaryius Thomas	.7
Derrick Morgan	.3
Four players	.2

Best Singer

Player	Votes
Cord Howard	.30
Steven Sylvester	.12
Morgan Burnett	.7
Brad Jefferson	.4
Two players	.3

Best Dancer

Player	Votes
Mario Butler	.8
Brad Jefferson	.8
Marcus Wright	.7
Nick Claytor	.6
Morgan Burnett	.5

Best At Video Games

Player	Votes
Malcolm Munroe	.20
T.J. Barnes	.13
Jonathan Malone	.7
Zach Krish	.5
Albert Rocker	.4

Toughest

Player	Votes
Josh Nesbitt	.14
Zach Fisher	.10
Brad Jefferson	.9
Robert Hall	.6
Sean Bedford	.5

Dirtiest

Player	Votes
Joseph Gilbert	.23
Mike Johnson	.15
T.J. Barnes	.10
Phil Smith	.8
Dan Voss	.6

Best Leader

Player	Votes
Josh Nesbitt	.22
Morgan Burnett	.21
Derrick Morgan	.5
Anthony Egbuniwe	.3
Dominique Reese	.3

Eats The Most

Player	Votes
T.J. Barnes	.18
Sean Bedford	.10
Rashaad Reid	.8
Dan Voss	.6
Clyde Yandell	.6

Most Athletic

Player	Votes
Morgan Burnett	.36
Demaryius Thomas	.11
Derrick Morgan	.5
Cooper Taylor	.5
Marcus Wright	.3

Most Ripped/Cut

Player	Votes
Brad Jefferson	.8
Dominique Reese	.8
Marcus Wright	.7
Morgan Burnett	.4
Correy Earls	.4

Best At Talking To Girls

Player	Votes
Dominique Reese	.21
B.J. Machen	.8
Demaryius Thomas	.8
Joseph Gilbert	.7
Cord Howard	.4

Will Surprise In 2009

Player	Votes
Anthony Allen	.13
Marcus Wright	.10
Jerrard Tarrant	.9
T.J. Barnes	.7
Kevin Cone	.5

Wouldn't Want To Fight Him

Player	Votes
Brad Jefferson	.16
T.J. Barnes	.11
Anthony Allen	.4
Three players	.3

Talks About His High School Days The Most

Player	Votes
Jim Henry	.9
Jonathan Dwyer	.7
Morgan Burnett	.4
Jason Hill	.4
Jerrard Tarrant	.4



Anthony Allen



Correy Earls



Joseph Gilbert



Cord Howard



Brad Jefferson



Cooper Taylor

Separated At Birth

THE CELEBRITY THESE YELLOW JACKETS RESEMBLE



Anthony Allen



T-Pain



Austin Barrick



Chipper Jones



Scott Blair

Chad Michael
Murray

Morgan Burnett



Larry Fitzgerald




Mario Butler



Lil' Wayne



Lucas Cox



John Cena



Jonathan Dwyer

LaDainian
Tomlinson

Austin Flanary



A.J. Hawk



Kyle Jackson



Chris Brown



Roddy Jones



Carlton



Derrick Morgan



Will Smith



Michael Peterson



Eddie George



Steven Powers



Brendan Fraser



Rashaad Reid



Soulja Boy



Jerrard Tarrant



Nick Cannon



PLAYER BIOS

INSIDE

Alford.....	50	Hill.....	68	Shaw.....	86
Barnes	52	Jarry.....	70	Sweeting	88
Blair	54	Keith.....	72	Thomas	90
Butler	56	Luallen	74	Walker	92
Crenshaw	58	McRae.....	76	Wright	94
Dwyer	60	Morgan	78		
Egbuniwe	62	Okebie	80		
Flanary.....	64	Polak.....	82		
Greco	66	Reese.....	84		

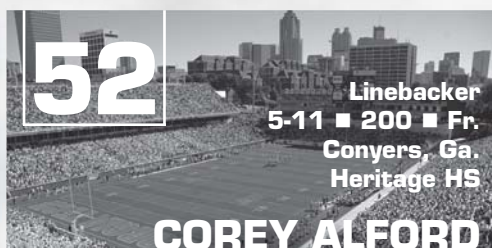




50 ■ 2009 GEORGIA TECH FOOTBALL FULL STEAM AHEAD



ALFORD-ANDERSON



A true freshman invited walk-on who joined the team in August, 2009.

High School

Heritage High School... played four years under coaches Chad Frazier and Al Peligrino... two-year team captain... made 133 tackles, including 22 in one game, as a senior... won the US Army Reserve National Scholar Athlete Award in 2009... all-area in 2008.

Personal

Full name is Corey Dan Alford... parents are Dan and Teresa... born Dec. 29, 1990 in Atlanta... has two siblings – Chase and Callie... multiple relatives are Tech graduates including father, uncle and cousin... also earned a letter in baseball and in track.



A talented transfer from Louisville eligible in 2009... rushed for more than 1,000 yards and 20 touchdowns in two seasons with the Cardinals... competing for a starting job at A-back and will give some relief to Jonathan Dwyer at B-back... has the versatility and pass-catching ability to play either position... an explosive runner... has participated in spring drills at Tech the last two years... rushed seven times for 69 yards in the April 18 spring game.

2008

Sat out under NCAA transfer rules... gave the Yellow Jacket defense a headache by serving as a scout team running back.

2007 (Louisville)

Played in all 12 games... rushed for 696 yards and seven touchdowns on 146 attempts... also caught 21 passes for 153 yards and two touchdowns... set the school single-game rushing record in the second game of the season against Middle Tennessee State by erupting for 275 yards and two touchdowns on 35 carries... scored a pair of touchdowns and rushed for 96 yards on 18 attempts against in-state rival Kentucky... recorded 122 all-purpose yards against Syracuse with 66 yards rushing and 56 yards receiving... scored a touchdown and rushed for 85 yards on 19 carries against NC State... caught a touchdown pass against Pitt.

2006 (Louisville)

Played in all 13 games as a true freshman, including his first collegiate start against Cincinnati and another start vs. Syracuse... had five multiple-touchdown games... led the team in touchdowns with 14 (13 rushing/1 receiving)... carried 96 times for 406 yards... ranked eighth in the Big East Conference in scoring... scored two TDs in the Orange Bowl win over Wake Forest, including a 21-yard reception... carried 10 times for 38 yards and two scores against Connecticut... rushed 12 times for 34 yards and two touchdowns against South Florida... carried 12 times for 47 yards and a pair of scores against West Virginia... rushed 10 times for 45 yards and two scores against Syracuse... rushed for 70 yards and a TD vs. Middle Tennessee... made his collegiate debut in impressive fashion against Kentucky, running nine times for 48 yards and a touchdown.

High School

Played for Joe Ross at Jesuit High School in Tampa... three-year starter at

running back and middle linebacker... voted 29th-best running back nationally by Rivals... tabbed the 68th best running back by Scout and the third-best in Florida... given three-star rating by Rivals and Scout... named All-state and All-county during his senior campaign... ran for 1,151 yards and 15 touchdowns... averaged better than 6.0 yards per carry... recorded 84 tackles from his middle linebacker position... guided Jesuit to a 9-2 record... rushed for 1,491 yards and 21 touchdowns as a junior... averaged 5.8 yards per carry... named the team's Offensive Most Valuable Player... selected All-state and All-county... also ran track... competed in the 100-meter run, long jump, high jump and triple jump.

Personal

Born August 8, 1988 ... parents are Amos and Heather... majoring in management.

ALLEN CAREER STATISTICS (at Louisville)

Year	GP	Rush	Yds	Avg	TD	LP	Rec	Yds	Avg	TD	LP
2007	12	146	696	4.8	7	48	21	153	7.3	2	26
2006	13	96	406	4.2	13	20	4	48	12.0	1	24
TOTAL	25	242	1102	4.6	20	48	25	201	8.0	3	26

MORE FROM ANTHONY ALLEN

Favorite movies of all-time: Superbad; Dolemite

Worst habit: Twirling my hair

My first job: Cook

My most prized possession: My dreads

The best thing about Bobby Dodd Stadium: I will find out soon

My favorite spot in Atlanta: My room

I can do a great imitation of: Bill Clinton

I can do this one thing better than almost anyone: Dance



A potential starter at defensive tackle... the most experienced DT on the roster... played behind a pair of All-ACC tackles – Darryl Richard and Vance Walker – the past two seasons.

2008

One of the top back-ups at defensive tackle... played in every game but one... both tackles were for loss, including one sack... had a tackle-for-loss vs. LSU in the Chick-fil-A Bowl (Dec. 31)... recorded a key sack – his first career sack – for a loss of 11 yards vs. Gardner-Webb (Oct. 11).

2007

Saw action in six games, including five of the last six contests of the regular season... credited with one solo tackle... also saw duty on special teams.

2006

Redshirted as a true freshman.

High School

Ranked among the nation's top 30 defensive tackles by Scout.com... tabbed the No. 30 player in South Carolina by Scout.com... rated the No. 24 player in South Carolina by Rivals.com... PrepStar All-Region selection... two-time first-team all-area selection by both the Augusta Chronicle and the Aiken Standard... made 114 tackles as a senior with 15 tackles for loss and six sacks, following 12 tackles with 22 tackles for loss and eight sacks as a junior... team captain for coach Dan Pippin at South Aiken High.

Personal

Full name is Robert Benjamin Anderson...



12 CONSECUTIVE BOWL APPEARANCES ■ RAMBLINWRECK.COM



parents are Robert and Sheri Anderson... born February 28, 1988... majoring in management.

ANDERSON'S CAREER STATISTICS

Year	G-GS	P-A	Tkl	TFL	Sck	FC	FR	Int	PB
2008	12-0	2-0	2	2.0-12	1.0-11	0	0	0	0
2007	6-0	1-0	1	0	0	0	0	0	0
TOTAL	18-0	3-0	3	2.0-12	1.0-11	0	0	0	0

CAREER HIGHS

Tackles: 1, three times

TFL: 1 vs. Gardner-Webb, Oct. 11, 2008; 1 vs. LSU, Dec. 31, 2008

2008 GAME-BY-GAME

	P-A	TKL	TFL	SCK	FC	FR	INT	PB
Jacksonville State	0-0	0	0	0	0	0	0	0
at Boston College	0-0	0	0	0	0	0	0	0
at Virginia Tech	DNP							
Mississippi State	0-0	0	0	0	0	0	0	0
Duke	0-0	0	0	0	0	0	0	0
Gardner-Webb	1-0	1	1.0-11	1.0-11	0	0	0	0
at Clemson	0-0	0	0	0	0	0	0	0
Virginia	0-0	0	0	0	0	0	0	0
Florida State	0-0	0	0	0	0	0	0	0
at North Carolina	0-0	0	0	0	0	0	0	0
Miami	0-0	0	0	0	0	0	0	0
at Georgia	0-0	0	0	0	0	0	0	0
vs. Louisiana State	1-0	1	1.0-1	0	0	0	0	0

MORE FROM BEN ANDERSON

Favorite meal: Chicken wings

Favorite class taken at Georgia Tech: Military Science

My first job: Lawn service

My dream date would be with: Jessica Biel

My Bucket List includes: Sky diving, catching a 100-pound fish, live on the beach

Most people don't know that I: Actually enjoy lifting weights

My favorite spot in Atlanta: Buckhead

I can do a great imitation of: Will Ferrell

I can do this one thing better than almost anyone: Fish

ANDERSON'S CAREER STATISTICS

Year	G	Punts	Yds	Avg	Net	50+	I-20	Ret	Long
2008	13	6	250	41.7	39.0	1	1	2-16	56

CAREER HIGHS

Punts: 3 vs. Duke, Oct. 4, 2008

Longest Punt: 56 vs. Duke, Oct. 4, 2008

I-20: 1 vs. Gardner-Webb, Oct. 11, 2008

PUNTING

	Punts	Yds	Avg	Net	50+	I-20	Ret	Long
Jacksonville State	0	0	0.0	0.0	0	0	0	0
at Boston College	0	0	0.0	0.0	0	0	0	0
at Virginia Tech	0	0	0.0	0.0	0	0	0	0
Mississippi State	1	46	46.0	26.0	0	0	0	46
Duke	3	115	38.3	33.3	1	0	1	56
Gardner-Webb	2	89	44.5	44.5	1	1	1	52
at Clemson	0	0	0.0	0.0	0	0	0	0
Virginia	0	0	0.0	0.0	0	0	0	0
Florida State	0	0	0.0	0.0	0	0	0	0
at North Carolina	0	0	0.0	0.0	0	0	0	0
Miami	0	0	0.0	0.0	0	0	0	0
at Georgia	0	0	0.0	0.0	0	0	0	0
vs. Louisiana State	0	0	0.0	0.0	0	0	0	0

MORE FROM CHANDLER ANDERSON

Websites I like: Metallica.com, CNN News, Ramblinwreck.com

My first job: Kicking instructor

My dream date would be with: My girlfriend

My Bucket List includes: See Mount Everest, visit Europe

My most prized possession: My turtle, Fred

The best thing about Bobby Dodd Stadium: The atmosphere

Most people don't know that I: like to play guitar

My favorite spot in Atlanta: The Tabernacle

I can do a great imitation of: Scott Blair

I can do this one thing better than almost anyone: Guitar Hero



CHANDLER ANDERSON

Will challenge for duties at both punter and kicker... was the back-up at both positions to Scott Blair in 2008... missed all of spring practice after a bout with appendicitis... may also serve as a holder... learned from 2007 Ray Guy Award winner Durant Brooks as a true freshman in 2007... a non-scholarship player.

2008

Served as the holder for kicker Scott Blair and the back-up at punter... had two first-half punts for an average of 44.5 yards vs. Gardner-Webb (Oct. 11)... booted three punts for an average of 38.3 yards and had a long of 56 yards against Duke (Oct. 4)... attempted his first career punt against Mississippi State (Sept. 20) - a 46-yard boot that sailed into the endzone.

2007

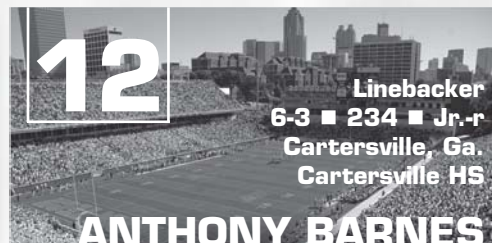

Redshirted as a true freshman.

High School

Lettered four years in soccer and football at Shaw High School... received all-state honors in 2006 and 2007... was a member of French Club, National French Honor Society, Beta Club, National Honor Society, Young Historians and the class government.

Personal

Born Nov. 9, 1988... son of David and Angie Cotton... full name is Chandler Dee Anderson... has three siblings... enjoys reading and working out... majoring in management.



ANTHONY BARNES

A strong and athletic player expected to start at Tech's "Wolf" position... ready for a breakout year after serving as a part-time starter as a freshman and missing part of the 2008 season with injuries... entered 2008 as the starter at outside linebacker, but suffered a shoulder injury in the season opener... came back to have a productive sophomore season but broke a bone in his leg in the win at Georgia and missed the bowl game... has potential to become one of the ACC's top linebackers.

2008

Sophomore's season ended prematurely with a broken bone in his leg at Georgia (Nov. 29)... 2008 was a tough-luck season for Barnes... started in the season opener, then missed the next two games with a shoulder injury... came off the bench for the next four games and finally resumed his starting duties Oct. 25... had 16 tackles, 10 solo tackles for the season... recorded three solo tackles vs. Florida State (Nov. 1)... recorded five tackles, including two solo tackles, vs. Gardner-Webb (Oct. 11)... started at OLB in the season opener vs. Jacksonville State (Aug. 28) and made one tackle before suffering a shoulder injury in the first half.

2007

Served as a part-time starter... split playing time with Shane Bowen at outside linebacker... played in all 12 regular season games and started three times - vs. Clemson, Maryland and Army... credited with 29 tackles including 20 solo efforts... recorded 6.0 tackles-for-loss and 1.5 sacks... recovered one fumble... had one quarterback hurry... had a sack for minus-13 yards in the season opener at Notre Dame (Sept. 1)... had six tackles at Virginia (Sept. 22)... recorded a career-high seven tackles including 1.5 TFL's vs. Clemson (Sept. 29)... recovered a fumble at Duke (Nov. 10)... had five tackles, including 2.5 tackles-for-loss, vs. Georgia (Nov. 24).

2006

Redshirted as a true freshman.

High School

One of the top prospects in the Southeast... tabbed to the Atlanta Journal-Constitution's Super Southern 100 and the Scout.com Southeast Top 100 (No. 54)... rated



52 ■ 2009 GEORGIA TECH FOOTBALL FULL STEAM AHEAD



BARNES-BARRETT



among the nation's top 25 athletes by Rivals.com... ranked the nation's No. 19 linebacker by Scout.com... rated the No. 19 prospect in Georgia by Rivals.com... honorable mention all-state (Class AAA) as a wide receiver by the AJC... as a senior, caught 47 passes for 782 yards and seven TDs while making 78 tackles and four interceptions on defense... had 43 receptions for 532 yards and six touchdowns, along with 54 tackles as a junior... coached by Frank Barden at Cartersville High.

Personal

Full name is Anthony Tyrone Barnes... nicknamed "AT"... parents are Isaac and Celester Barnes...

born January 4, 1986... majoring in management... a good basketball player who at one time wanted to play hoops at Duke.

BARNES' CAREER STATISTICS

Year	G-GS	P-A	Tkl	TFL	Sck	FC	FR	Int	PB
2008	10-4	10-6	16	0	0	0	0	0	0
2007	12-3	20-9	29	6.0-26	1.5-14	0	1	0	0
TOTAL	22-7	30-15	45	6.0-26	1.5-14	0	1	0	0

CAREER HIGHS

Tackles: 7 vs. Clemson, Sept. 29, 2007
Sacks: 1.0 at Notre Dame, Sept. 1, 2007

TFL: 2.5 vs. Georgia, Nov. 24, 2007
FR: 1 at Duke, Nov. 10, 2007

2008 GAME-BY-GAME

	P-A	TKL	TFL	SCK	FC	FR	INT	PB
Jacksonville State*	0-1	1	0	0	0	0	0	0
at Boston College	INJ							
at Virginia Tech	INJ							
Mississippi State	1-0	1	0	0	0	0	0	0
Duke	0-0	0	0	0	0	0	0	0
Gardner-Webb	2-3	5	0	0	0	0	0	0
at Clemson	1-0	1	0	0	0	0	0	0
Virginia*	2-0	2	0	0	0	0	0	0
Florida State	3-0	3	0	0	0	0	0	0
at North Carolina*	0-0	0	0	0	0	0	0	0
Miami	1-0	1	0	0	0	0	0	0
at Georgia*	0-2	2	0	0	0	0	0	0
vs. Louisiana State	INJ							

MORE FROM ANTHONY BARNES

Favorite movies of all-time: Any and all sports movies

Favorite meal: Chicken and broccoli

Favorite class taken at Georgia Tech: Military Science

Websites I like: YouTube, Ramblinwreck.com

My first job: Working for the Housing Authority

My Bucket List includes: Seeing the top of the world, being rich

My most prized possession: My mother and my life

Most people don't know that I: am a neat freak and love God!

I can do a great imitation of: Strength coach Eric Ciano

2008

Redshirted and served as a key member of the scout team.

High School

A standout defensive tackle at Enterprise High School... showed ability to play on both sides of the ball... ranked as the 48th-best offensive tackle nationally by Rivals.com... ranked by Rivals as the 18th-best prep prospect in Alabama... ranked as the 24th-best Alabama prospect by Scout.com... ranked No. 59 nationally among offensive tackles by Scout... made 70-plus tackles, 20 tackles-for-loss, one sack and one interception as a senior... set a school record with eight sacks in one game... played four years of high school football at almost every position on the offensive and defensive lines.

Personal

Father, Terry Jones, played football at Auburn... cousins Fred Baxter and Randy Hart played football at Auburn... chose Georgia Tech over Louisville, Alabama, Auburn and others... selected Georgia Tech because of the academics, the football and the atmosphere... born June 14, 1990 in Montgomery, Ala... given name is Tarence Jariviz Barnes, but goes by T.J... has four teenage siblings... a management major.

MORE FROM T.J. BARNES

Favorite movie of all-time: Martin Lawrence: You So Crazy

Favorite meal: Cornbread

Favorite class taken at Georgia Tech: History

My first job: McDonald's

My dream date would be with: My fiancé

My most prized possession: My yellow blanket

The best thing about Bobby Dodd Stadium: The fans

My favorite spot in Atlanta: My room, the rooftop

I can do a great imitation of: Antonio Wilson

PLAYER BIOS



A non-scholarship player who has served as a reserve in the secondary the last two seasons... enters the fall listed third on the depth chart at safety.

2008

Saw limited duty in home wins against Mississippi State (Sept. 20) and Duke (Oct. 4).

2007

Saw action in Sept. 8 game vs. Samford.

2005

Joined the program as a walk-on and redshirted.

High School

Lettered two years as a safety and wide receiver at South Hagerstown High School... coached by Greg Kellick... earned honorable mention all-county honors... also lettered in basketball, baseball and track... National Honor Society member.

Personal

Full name is Tyler Keith Barrett... parents are Warren and Pam Barrett... born May 10, 1987... majoring in aerospace engineering.

MORE FROM TYLER BARRETT

Favorite movies of all-time: Taken; Black Hawk Down; Star Wars; Superbad

Favorite class taken at Georgia Tech: High Speed Aerodynamics

My first job: Batting cage operator

My dream date would be with: Carrie Underwood

My Bucket List includes: Snowboard on every continent

My most prized possession: My computer

Most people don't know that I: Play guitar

I can do a great imitation of: Lou Holtz



A huge and powerful redshirt freshman with surprising mobility... was impressive as a member of the scout team last season... redshirted last season only because of Tech's veteran depth on the defensive line... will compete for a starting job.



12 CONSECUTIVE BOWL APPEARANCES ■ RAMBLINWRECK.COM



73 Offensive Tackle
6-3 ■ 254 ■ Jr.-r
Moody, Ala.
Moody HS

AUSTIN BARRICK

Emerged as a starter at right tackle late last season after injuries to starting senior tackles David Brown and Andrew Gardner... a mobile, versatile lineman who has found a home at tackle in Paul Johnson's offense after bouncing around to different positions earlier in his career... began his career as a tight end in 2007 and briefly moved to A-back in the spring of 2008 before landing on the offensive line... perhaps no other player on the roster has changed positions and jersey numbers more often.

2008

Became the starter at right tackle Nov. 8 at North Carolina after Andrew Gardner underwent season-ending surgery... played at both tackle positions... saw action in every game... was key in helping the Yellow Jackets rank first in the ACC in rushing (273.2 ypg)... helped the Yellow Jackets rush for 409 yards against 13th-ranked Georgia (Nov. 29)... actually had his first career rushing attempt – on a tackle-eligible lateral – against the Bulldogs (see photo above)... part of an offense that produced 472 rushing yards vs. No. 23 Miami (Nov. 20)... helped the Yellow Jackets rush for 326 yards in his first career start at North Carolina (Nov. 8)... saw significant action in the win over Florida State (Nov. 1)... played close to 40 snaps in the Gardner-Webb game (Oct. 11)... fielded a short kickoff and returned it eight yards against Mississippi State (Sept. 20)... saw significant duty vs. Jacksonville State (Aug. 28).

2007

Played in three games – Sept. 8 vs. Samford and in consecutive games against Miami and Army – at tight end.

2006

Redshirted as a true freshman.

High School

The No. 30 prospect in Alabama by Scout.com... rated the No. 33 tight end in the nation by Scout... three-time honorable mention all-state... earned all-Metro and all-county... had 48 catches for 789 yards and 12 TDs as a senior... coached by John Grass at Moody High... played first three years of high school at Albertville (Ala.) HS... played in just five games as a junior but had 38 catches and five TDs... had 48 catches for 784 yards and five scores as a sophomore... set school record with 13 receptions in a game... lettered in track and twice finished in the top 10 in the state in the discus... Honor Roll student and member of National Honor Society and Sigma Delta Phi.

Personal

Full name is Austin John Barrick... born June 13, 1987... parents are Darrel and Liz Barrick... majoring in management.

MORE FROM AUSTIN BARRICK

Favorite movies of all-time: Dumb and Dumber; Planet Earth DVD's
Favorite meal: Spaghetti with meatballs, garlic bread
Favorite class taken at Georgia Tech: Personal Leadership and Development
Websites I like: Facebook, Ramblinwreck.com
Worst habit: Sleeping with my contacts in
My first job: Landscaping
My dream date would be with: Ten Hawaiian Tropic models
My Bucket List includes: Going to Australia
My most prized possession: iPhone
The best thing about Bobby Dodd Stadium: The grass is cut the right length
Most people don't know that I: Have lived in five different states
My favorite spot in Atlanta: Atlantic Station



79 Offensive Line
6-1 ■ 267 ■ Jr.-r
Gainesville, Fla.
Buchholz HS

SEAN BEDFORD

The aerospace engineering major, former walk-on and former defensive lineman is battling for the starting job at center... spent the spring running with the No. 1 offensive unit as 2008 starting center Dan Voss was sidelined after shoulder surgery... was awarded a scholarship from head coach Paul Johnson following spring practice.

2008

Served as a back-up at center... saw action in the Miami game (Nov. 20) and Mississippi State game (Sept. 20)... moved from the defensive line to the offense in mid-August... Paul Johnson was impressed with Bedford's work ethic and felt he might have a better chance to see action on the O-line... played well in the T-Day (Spring) Game with 3.5 tackles, 1.0 tackle-for-loss and a fumble recovery.

2007

A key member of the scout team... saw action in one game – vs. Army (Oct. 20).

2006

Joined the squad as a walk-on and redshirted.

High School

Named Scholar-Athlete of the Year by the Gainesville Sun, which also tabbed him to its All-Area team... was all-state as a senior... had 79 tackles as a senior with 21 tackles for loss, eight sacks, five forced fumbles, five fumble recoveries and one blocked kick... helped Buchholz HS to three city championships and two district titles... three-year letterwinner for coach Jay Godwin... also lettered in weightlifting and track and field, earning all-area honors in both... helped track team to state title in 2004... school-record holder in the discus... student body president.

Personal

Full name is Sean Boudreau Bedford... son of Dean Bedford and Kathy Boudreau... born December 26, 1987... majoring in aerospace engineering... grew up a Florida Gator fan... his family is close with Florida coach Urban Meyer's family – they attended the same church in Gainesville.

MORE FROM SEAN BEDFORD

Favorite class taken at Georgia Tech: Aircraft Vehicle Performance
Websites I like: Every Day Should Be Saturday, Ramblinwreck.com
My first job: Construction
My Bucket List includes: Easter mass at the Vatican
The best thing about Bobby Dodd Stadium: Running out behind the Wreck for night games
Most people don't know that I: Lived in the British Virgin Islands for four years
I can do a great imitation of: Sean Connery



55 Offensive Line
6-1 ■ 270 ■ Fr.
Newnan, Ga.
Newnan HS

RAY BENO

A versatile lineman who played tackle on the prep level and could begin college career as a center... blessed with good feet and athleticism and gets a good push because he moves so quickly... attacks the second level (linebackers) like a fullback

High School

Ranked #65 among his position by Scout, #50 by Rivals and #62 by ESPN... played for coach Robert Herring at Newnan High School... earned two varsity letters in football and



54 ■ 2009 GEORGIA TECH FOOTBALL FULL STEAM AHEAD

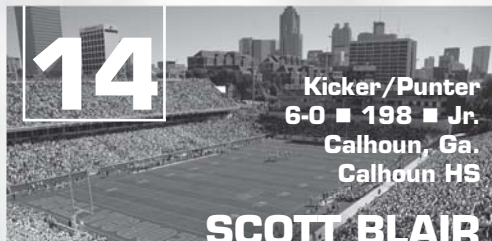


BLAIR-BURNETT

served one year as team captain... first team all-state by GHSA and AJC in 5A... first team all-region 4-A in 2008... All-county selection in 2007... helped lead Newnan to three consecutive regional championships in 2006, 2007 and 2008... played in the 2008 North-South Classic and was one of four South team captains... maintained a 4.0 GPA throughout his high school career.

Personal

Chose Georgia Tech because of the academics, the coaching staff and the campus... also received offers from Navy, Army, Air Force, Southern Mississippi, Georgia Southern, Miami and Wake Forest... full name is Raymond James Beno... son of Raymond and Elizabeth Beno... born Dec. 9, 1990 in Jacksonville, Fla... has previously lived in Norfolk, Va., and Tampa, Fla... has two younger siblings, Christopher and Tyler... began playing football at age 10... plans to pursue a degree in engineering.



A talented kicker and punter who came to Tech as a walk-on and was awarded a scholarship prior to sophomore season by Paul Johnson... handled all kicking duties – punts, kickoffs, field goals and PATs – last season... the first Yellow Jacket since Ron Rice in 1983 to handle both kicking and punting... the leader to handle all kicking duties in 2009 although he will get competition, if not relief, from others... handled kickoff duties as a true freshman in 2007 and learned from Ray Guy Award winner Durant Brooks and All-ACC kicker Travis Bell.

2008

Ranked second on the team in scoring (69 points)... ranked 10th in the ACC in scoring by kicking (5.3 ppg) and 10th in field goal percentage (.632)... converted 12-of-19 field goal attempts including 8-of-8 from less than 30 yards and 12-of-13 from within 40 yards... handled 41 of Tech's 47 punts for an average of 38.9 yards... 11 of his 41 punts were downed inside the 20... booted six punts of 50 yards or more... made two touchdown-saving tackles on the kickoff team... made eight solo tackles and 10 total tackles on the year... kicked two field goals and scored 11 points vs. Miami (Nov. 20)... booted a 31-yard field goal and had two punts inside the 20 vs. Florida State (Nov. 1)... had four punts downed inside the 20 and made a TD-saving tackle at Clemson (Oct. 18)... nominated for ACC Specialist of the Week after his performance vs. Gardner-Webb (Oct. 11)... scored four points and made his only field goal attempt... had five punts for an average of 48.4 yards against the Bulldogs, including three punts of longer than 50 yards and a long of 58 yards... scored nine points vs. Duke (Oct. 4) after making both field goal attempts and all three PATs... scored eight points, making his only field goal attempt and 5-of-5 PATs against Mississippi State (Sept. 20)... had a long punt of 53 yards at Virginia Tech (Sept. 13)... his only punt against Jacksonville State (Aug. 28) was a 51-yarder.

2007

Handled 68 of Tech's 70 kickoffs... helped the Yellow Jackets rank third nationally in kickoff return yardage defense (after being ranked 119th the previous season)... went the entire season without penalizing the team with an out-of-bounds kickoff... booted eight kicks into the end zone for touchbacks, but his specialty became the high, hanging, "sky" kicks... had two tackles on the season including one solo tackle... scored first career point when he kicked a PAT in a blowout of Samford (Sept. 8).

High School

Came to Georgia Tech after lettering four years in both football and soccer at Calhoun High School... helped lead football team to the region championships each year and to state runner-ups in 2005... received all-area honors in 2005 and 2006 and also received the AJC all-state and the all-state coaches choice in 2006... played in the GA vs. TN game and helped his team to a 14-13 win... won nationals in kick-offs at the kicking.com combine.

Personal

Born Feb. 23, 1988... son of Jeff and Terry Blair... full name is Scott Swenson Blair... has two older sisters, Dana and Michelle... Michelle was on the equestrian team at Georgia in 2007-08... once lived in Wangarrata, Australia... father played basketball for The Citadel and uncle was a diver there... both grandfathers were military gener-

als... hobbies include building electronics, playing sports and outdoor activities... majoring in management.

KICKING	XP-A	FG-A	Pct	1-19	20-29	30-39	40-49	50+	Lg	Blk
2008	33-35	12-19	.632	0-0	8-8	4-5	0-3	0-3	39	0
2007	1-1	0-0	.000	0-0	0-0	0-0	0-0	0	0	0
TOTAL	34-36	12-19	.632	0-0	8-8	4-5	0-3	0-3	39	0
PUNTING	G	Punts	Yds	Avg	Net	50+	I-20	Ret	Long	
2008	13	41	1595	38.9	32.8	6	11	12-131	58	

CAREER HIGHS

Field Goals: 2 vs. Duke, Oct. 4, 2008, 2 vs. Miami, Nov. 20, 2008
Field Goal Attempts: 3 at Boston College, Sept. 6, 2008
Longest Field Goal: 39 yards vs. Virginia, Oct. 25 2008
Longest Field Goal Attempt: 52, two times
PATs: 5, three times
Longest Punt: 58 vs. Gardner-Webb, Oct. 11, 2008
Punt Attempts: 7 vs. Clemson, Oct. 18, 2008
Highest Punt Average (min. 2 atts.): 48.4 (5 atts.) vs. Gardner-Webb, Oct. 11, 2008
I-20: 4 vs. Clemson, Oct. 18, 2008
Points Scored: 11 vs. Miami, Nov. 20, 2008

2008 SCORING	XP-A	FG-A	1-19	20-29	30-39	40-49	50+	Lg	Blk
Jacksonville State	5-6	0-2	0-0	0-0	0-1	0-0	0-1	0	0
at Boston College	2-2	1-3	0-0	1-1	0	0-2	0-0	27	0
at Virginia Tech	0-1	1-1	0-0	0-0	1-1	0-0	0-0	32	0
Mississippi State	5-5	1-1	0-0	1-1	0-0	0-0	0-0	29	0
Duke	3-3	2-2	0-0	2-2	0-0	0-0	0-0	26	0
Gardner-Webb	1-1	1-1	0-0	1-1	0-0	0-0	0-0	29	0
at Clemson	3-3	0-1	0-0	0-0	0-0	0-0	0-1	0	0
Virginia	2-2	1-1	0-0	0-0	1-1	0-0	0-0	39	0
Florida State	4-4	1-1	0-0	0-0	1-1	0-0	0-0	31	0
at North Carolina	1-1	0-2	0-0	0-0	0-0	0-1	0-1	0	0
Miami	5-5	2-2	0-0	1-1	1-1	0-0	0-0	30	0
at Georgia	2-2	1-1	0-0	1-1	0-0	0-0	0-0	28	0
vs. Louisiana State	0-0	1-1	0-0	1-1	0-0	0-0	0-0	24	0
PUNTING	Punts	Yds	Avg	Net	50+	I-20	Ret	Long	
Jacksonville State	1	51	51.0	31.0	1	0	0	51	
at Boston College	4	170	42.5	41.2	0	1	1-5	46	
at Virginia Tech	2	95	47.5	47.5	1	0	0	53	
Mississippi State	2	59	29.5	24.5	0	1	1-10	38	
Duke	0	0	0.0	0.0	0	0	0	0	
Gardner-Webb	5	242	48.4	37.8	3	1	1-15	58	
at Clemson	7	272	38.9	35.7	1	4	2-2	51	
Virginia	3	130	43.3	38.0	0	0	2-16	49	
Florida State	3	108	36.0	30.0	0	2	1-18	38	
at North Carolina	4	137	34.2	26.2	0	0	1-12	45	
Miami	3	108	36.0	29.3	0	0	0	42	
at Georgia	4	123	30.8	26.5	0	1	1-17	33	
vs. Louisiana State	3	100	33.3	21.3	0	1	2-36	37	

MORE FROM SCOTT BLAIR

Favorite movies of all-time: Talladega Nights; Step Brothers; Role Models
Favorite class taken at Georgia Tech: Finance
Websites I like: Facebook, Ramblinwreck.com
My first job: Shredding paper at my dad's business
My dream date would be with: Jessica Alba
My Bucket List includes: Traveling the world
My most prized possession: A piece of hedge from Sanford Stadium
The best thing about Bobby Dodd Stadium: the flawless field
Most people don't know that I: Dabble on the guitar
My favorite spot in Atlanta: The Tabernacle



Has a knack for reading the play and being in on every tackle... excels in run support because of his vision and anticipation.

High School

Westside High School... Middle Georgia player of the year (Macon Telegraph)... GHSA 4A Defensive Player of the Year... first team all-state GHSA and AJC... ranked #46 for



his position by Scout and #49 by ESPN... finished with 170 tackles, 21 tackles for loss, eight sacks, three interceptions (two returned for TDs), four forced fumbles, and three fumble recoveries (one returned for TD) in 2008... rushed for 13 touchdowns... had a school-record 546 career tackles... led Westside to a regional championship in 2008... played for coach Robert Davis, earning four varsity letters and serving two years as team captain.

Personal

Chose Georgia Tech because of the education, the proximity to family and the football program... also received offers from NC State, Purdue, South Carolina and Wake Forest... full name is Julian Kenneth Burnett... son of Julian and Sonja Burnett... born Dec. 26, 1990 in Macon, Ga... a left-hander... has five siblings – Desmond, Dionta, Destiny, Daniella and Derrian... considering a major in business management.



Safety
6-1 ■ 210 ■ Jr.
College Park, Ga.
North Clayton HS

MORGAN BURNETT

- 2008 First Team All-America (Pro Football Weekly)
- 2008 Second Team All-America (Rivals)
- 2008 Second Team All-America (Sports Illustrated)
- 2008 Second Team All-America (Sporting News)
- 2008 Third Team All-America (Phil Steele)
- 2008 First Team All-ACC (Rivals)
- 2008 First Team All-ACC (ACC Sports Journal)
- 2008 Second Team All-ACC (ACSMA)
- 2008 First Team Sophomore All-America (College Football News)
- 2007 ACC All-Freshman Team (Sporting News)
- 2007 Honorable Mention Freshman All-America (Sporting News)

One of college football's top defensive backs... the most experienced player on the Yellow Jacket defense... expected to be a leader in 2009... named second team All-America by three sources in 2008 and was also second team All-ACC... already one of Georgia Tech's all-time leaders in interceptions with 10 for his career, including seven last season... versatile enough to play any position in the secondary... has very good speed and a nose for the football... enjoys making the big hit.

2008

Named second team All-America by Rivals, Sports Illustrated and Sporting News... tied for first nationally in interceptions (7)... his seven INTs were the most by a Tech player since 1991 and tied for the fourth-most single-season in Tech history... had more interceptions in 2008 than the entire Tech team had in all of 2007... has 10 career interceptions, ranking first among all current ACC players... recorded double-figure tackles in four games... led the Jackets in tackles (93) and solo tackles (62)... had 24 more tackles than any player on the Tech roster... had 7.0 tackles-for-loss, a team-high eight pass break-ups and a forced fumble... had two games with two interceptions... recorded 14 tackles, nine solo tackles and two tackles-for-loss vs. LSU in the Chick-fil-A Bowl (Dec. 31)... picked off a Matthew Stafford pass and returned it 35 yards for his first career touchdown at Georgia (Nov. 29)... paced the Jackets with seven tackles (six solo), had a tackle-for-loss and a pass break-up vs. No. 23 Miami (Nov. 20)... recorded eight tackles, a tackle-for-loss and broke up four passes vs. Florida State (Nov. 1)... picked off a Marc Verica pass, recorded 11 tackles, and had a tackle-for-loss vs. Virginia (Oct. 25)... had two interceptions, a tackle-for-loss and five tackles at Clemson (Oct. 18)... had an interception, a pass break-up and five solo tackles vs. Mississippi State (Sept. 20)... recorded a career-high 13 tackles and added a half-tackle-for-loss at Virginia Tech (Sept. 13)... had a team-high 10 tackles, including nine solo tackles, forced a fumble and a pass break-up against Boston College (Sept. 6)... the defensive star of the game in the season opener vs. Jacksonville State (Aug. 28)... picked off two Ryan Perrilloux passes, returning one 47 yards.

2007

Played in all 13 games and started the Nov. 17 game vs. North Carolina... subbed at safety and came in on the nickel package all season... led the team in interceptions (3)... ranked fifth on the team in tackles (57)... ranked second on the team with seven pass break-ups – six of which came in the final three games of the season... had 2.5 TFLs and 1.0 sacks... had one fumble recovery for 26 yards in the Nov. 24 Georgia game... made an impressive college debut when he made a bone-crushing sack and had six total tackles in the season opener at Notre Dame (Sept. 1)... had a career-high seven tackles including five solos vs. Boston College (Sept. 15)... recorded his first career interception – and Tech's first INT of the season – at Virginia (Sept. 22)... picked off his second pass of the season the following week vs. Clemson (Sept. 29)... his third INT came vs. Army (Oct. 20)... first career start came Nov. 17 vs. North Carolina and

responded with five solo tackles, six total and two pass break-ups... had six tackles, a fumble recovery and three pass break-ups vs. Georgia (Nov. 24)... tied a season-high with seven total tackles in the Humanitarian Bowl.

High School

Four-star prospect by Rivals, which tabbed him to its national Top 100 (No. 84)... also named to the ESPN 150 and the PrepStar 100... rated the No. 6 player in Georgia and No. 7 safety in the nation by Rivals... the No. 5 prospect in Georgia by Super-Prep, which also rated him the No. 15 defensive back in the nation... Class AAAA first-team all-state as a senior after earning honorable mention all-state recognition at quarterback as a sophomore... a member of the Orlando Sentinel's All-Southern team... Atlanta Touchdown Club Defensive Back of the Year... four-year starter and three-year team captain for coach Don Shockley at North Clayton High... Defensive Player of the Year for Clayton/Henry Counties... made 135 tackles as a senior and six interceptions including three that he returned for touchdowns... had 1,100 yards rushing, 875 yards receiving and 850 yards passing... added 101 tackles and five INTs (one touchdown) as a junior, as well as 950 yards rushing, 800 yards passing and 620 yards receiving.

Personal

Full name is Morgan Mark Burnett... born January 13, 1989... parents are Cap and Ellary Burnett... brother, Cap Burnett, played football at the University of Georgia from 1998-02... cousin, Bruce Thornton, recently played for the Jacksonville Jaguars... majoring in management.

BURNETT'S CAREER STATISTICS

Year	G-GS	P-A	Tkl	TFL	Sck	FC	FR	Int	PB
2008	13-13	62-31	93	7.0-18	0	1	0	7-95	8
2007	13-1	37-20	57	2.5-11	1.0-8	0	1	3-0	1
TOTAL	26-14	99-51	150	9.5-29	1.0-8	1	1	10-95	9

CAREER HIGHS

Tackles: 14 vs. Louisiana State, Dec. 31, 2008

TFL: 2 vs. Louisiana State, Dec. 31, 2008

Sacks: 1.0 at Notre Dame, Sept. 1, 2007

FR: 1 vs. Georgia, Nov. 24, 2007

FF: 1 at Boston College, Sept. 6, 2008

Interceptions: 2 vs. Jacksonville State, Aug. 28, 2008, 2 vs. Clemson, Oct. 18, 2008

PB: 4 vs. Florida State, Nov. 1, 2008

2008 GAME-BY-GAME

	P-A	TKL	TFL	SCK	FC	FR	INT	PB
Jacksonville State*	1-3	4	0.5-3	0	0	0	2-47	0
at Boston College*	9-1	10	0	0	1	0	0	1
at Virginia Tech*	2-11	13	0.5-0	0	0	0	0	0
Mississippi State*	5-0	5	0	0	0	0	1-0	1
Duke*	1-1	2	0.5-3	0	0	0	0	0
Gardner-Webb*	5-0	5	0	0	0	0	0	0
at Clemson*	2-3	5	1.0-2	0	0	0	2-0	0
Virginia*	9-2	11	1.0-4	0	0	0	1-13	0
Florida State*	6-2	8	1.0-1	0	0	0	0	4
at North Carolina*	2-1	3	0	0	0	0	0	1
Miami*	6-1	7	1.0-3	0	0	0	0	1
at Georgia*	5-1	6	0.0	0	0	0	1-35 (td)	0
vs. Louisiana State*	9-5	14	2.0-2	0	0	0	0	0

MORE FROM MORGAN BURNETT

Favorite movies of all-time: Life

Favorite meal: Grilled foods

Websites I like: Facebook, YouTube

My dream date would be with: Lauren London

My most prized possession: My dreads

The best thing about Bobby Dodd Stadium: The fans

My favorite spot in Atlanta: Player's lounge and locker room

I can do a great imitation of: Mario Edwards





56 ■ 2009 GEORGIA TECH FOOTBALL FULL STEAM AHEAD



BUTLER-CLAYTOR



2

Cornerback
6-1 ■ 181 ■ Jr.
Jacksonville, Fla.
Nease HS

MARIO BUTLER

A returning starter and Tech's most experienced cornerback... has made great strides over the last two years and seemed to improve week-by-week last season... an athletic player with good speed and agility... played as a true freshman in 2007, seeing limited action and playing on special teams.

2008

Recorded 41 tackles, including 33 solo tackles... had one interception, four pass break-ups and 3.5 tackles-for-loss... recorded five tackles and a pass break-up vs. LSU in the Chick-fil-A Bowl (Dec. 31)... registered three tackles and a pass break-up at 13th-ranked Georgia (Nov. 29)... recorded three tackles, two solo tackles and broke up a pass at North Carolina (Nov. 8)... broke up a pass, had five tackles and four solo tackles in the win over Florida State (Nov. 1)... recorded three tackles and a tackle-for-loss at Clemson (Oct. 18)... had two tackles-for-loss and four solo tackles vs. Duke (Oct. 4)... had three tackles, including two solo tackles and a half tackle-for-loss at Virginia Tech (Sept. 13)... recorded his first career interception at Boston College (Sept. 6).

2007

Played in all 12 regular season games... credited with three tackles on the season - all solo tackles... made three unassisted tackles in the Samford game (Sept. 8).

High School

Rated the No. 62 prospect in Florida by Scout.com... among the Florida Top 100 by Rivals (No. 76) and SuperPrep (No. 73)... ranked No. 34 nationally among cornerbacks by Rivals... tabbed to the Orlando Sentinel's Top 100 in Florida... PrepStar all-region selection... named to the Florida Times-Union Super 24... coached by Craig Howard at Nease High School... helped his team reach the Class 4-A state title game.

Personal

Full name is Mario Antoine Butler... born October 20, 1988... high school teammate of Florida quarterback Tim Tebow... son of Lisa Lockwood and the late Jeffrey Butler... majoring in science, technology and culture.

CAREER HIGHS

Tackles: 5 vs. Florida State, Nov. 1, 2008, 5 vs. Louisiana State, Dec. 31, 2008

TFL: 2.0 vs. Duke, Oct. 4, 2008

Interceptions: 1 at Boston College, Sept. 6, 2008

PB: 1, four times

BUTLER'S CAREER STATISTICS

Year	G-GS	P-A	Tkl	TFL	Sck	FC	FR	Int	PB
2008	13-13	33-8	41	3.5-10	0	0	0	1-0	4
2007	12-0	3-0	3	0	0	0	0	0	0
TOTAL	25-13	36-8	44	3.5-10	0	0	0	1-0	4

2008 GAME-BY-GAME

	P-A	TKL	TFL	SCK	FC	FR	INT	PB
Jacksonville State*	3-0	3	0	0	0	0	0	0
at Boston College*	2-0	2	0	0	0	0	1-0	0
at Virginia Tech*	2-1	3	0.5-0	0	0	0	0	0
Mississippi State*	4-0	4	0	0	0	0	0	0
Duke*	4-0	4	2.0-6	0	0	0	0	0
Gardner-Webb*	2-0	2	0	0	0	0	0	0
at Clemson*	2-1	3	1.0-4	0	0	0	0	0
Virginia*	0-1	1	0	0	0	0	0	0
Florida State*	4-1	5	0	0	0	0	0	1
at North Carolina*	2-1	3	0	0	0	0	0	1
Miami*	3-0	3	0	0	0	0	0	0
at Georgia*	2-1	3	0	0	0	0	0	1
vs. Louisiana State*	3-2	5	0	0	0	0	0	1

MORE FROM MARIO BUTLER

Favorite movies of all-time: Friday

Favorite class taken at Georgia Tech: Philosophy

My dream date would be with: Halle Berry

My most prized possession: My Bible

The best thing about Bobby Dodd Stadium: The fans

Most people don't know that I: Am funny

My favorite spot in Atlanta: ESPN Zone

I can do a great imitation of: Rick James

I can do this one thing better than almost anyone: Make people laugh



75

Offensive Tackle
6-6 ■ 286 ■ So.-r
Gainesville, Ga.
Gainesville HS

NICK CLAYTOR

A potential starter at offensive tackle if healthy... missed all of spring practice after undergoing back surgery... a versatile lineman who can play either tackle position... started the final five games of 2008 after starters David Brown and Andrew Gardner were sidelined with injuries... lost 15 pounds and improved quickness since the start of the 2008 season.

2008

Started five games and saw action at both tackle positions... helped the Yellow Jackets lead the ACC in rushing offense (273.2 ypg)... helped Tech rush for 409 yards at 13th-ranked Georgia (Nov. 29)... key in the Jackets rushing for 472 yards vs. No. 23 Miami (Nov. 20)... helped Tech rush for 326 yards at North Carolina (Nov. 8) in his second career start... made first career start in Tech's win over Florida State (Nov. 1)... played key minutes in the road game at Clemson (Oct. 18)... played in the second half of the Duke game (Oct. 4) and the Mississippi State game (Sept. 20)... saw significant action in the season opener vs. Jacksonville State (Aug. 28).

2007

Redshirted as a true freshman.

High School

The top offensive line prospect in Georgia, and one of the best in the nation, according to Rivals and Scout.com... rated the No. 5 overall prospect in Georgia by Rivals, and No. 6 by Scout.com... ranked the nation's No. 15 offensive tackle by Scout.com and the No. 19 by Rivals... named to the PrepStar 100 and the Rivals 250... tabbed to the *Atlanta Journal-Constitution's* Super Southern 100... named to the *Macon Telegraph's* Top 50 in Georgia... first-team all-state (Class AAA)... selected to play in the Georgia North-South All-Star Game... coached by Bruce Miller at Gainesville High... graded 94 percent for his senior season with 25 pancake blocks.

Personal

Full name is Nicholas Aaron Claytor... son of Lisa Claytor... born on April 1, 1989... majoring in management.

MORE FROM NICK CLAYTOR

Favorite movies of all-time: Crash; Dark Knight

Favorite meal: Pot roast and mac and cheese from Mom

Favorite class taken at Georgia Tech: History with Professor Giebelhaus

Websites I like: Ramblinwreck.com, Facebook, AJC.com

Worst habit: Drinking from the carton

My Bucket List includes: A trip to every continent

My most prized possession: Dog tags from my Black Lab, Maxx, who passed away

My favorite spot in Atlanta: Atlantic Station

I can do a great imitation of: My offensive line coaches



12 CONSECUTIVE BOWL APPEARANCES ■ RAMBLINWRECK.COM



82

Wide Receiver
6-2 ■ 206 ■ Jr.-r
Stone Mountain, Ga.
St. Pius X Catholic HS/Shorter College

KEVIN CONE

A transfer from Shorter College in Rome (Ga.) eligible this year... a non-scholarship player who has been a pleasant surprise and should contribute this fall... has deceptive speed and good hands... joined the program in the spring of 2008... a southpaw... father, Ronny, played football at Georgia Tech... had one carry for eight yards and two receptions for 14 yards in the spring game.

2008

Sat out the year as a transfer... was impressive in spring drills and played a key role on the scout team... scored on a 48-yard touchdown reception in the spring game.

Shorter College

Played one season (2007) at Shorter College... played in seven games... 12 total receptions for 83 yards... averaged 6.9 yards per reception, with two touchdowns... longest reception was 13 yards... averaged 11.9 yards a game... had one punt return for 23 yards.

High School

Earned two varsity letters in football at St. Pius X Catholic High School... played for coach Paul Standard... served one year as team captain... played both wide receiver and defensive back... also earned three letters in basketball as a guard and three letters in track as a sprinter... helped lead track team to the 2006 state championship.

Personal

Given name is Kevin Lamar Cone... son of Ronny and Janet Cone – both Georgia Tech graduates... Ronny played football at Tech from 1979-83 and later with the New York Jets... has one brother, Zach, and one sister, Amy... Zach was a freshman on the University of Georgia baseball team last spring... majoring in mechanical engineering... chose Georgia Tech because of the engineering program, both parents attended Tech and because he wanted to play football for the Yellow Jackets.

MORE FROM KEVIN CONE

Favorite movie of all-time: Major Payne
Favorite class taken at Georgia Tech: Thermodynamics
Websites I like: T-Square; Ramblinwreck.com
Worst habit: Spitting
My dream date would be with: Halle Berry
The best thing about Bobby Dodd Stadium: The fans



36

A-Back/B-Back
6-0 ■ 245 ■ Jr.-r
Lewisberry, Pa.
Red Land HS/University of Connecticut

LUCAS COX

A returning starter at A-back and back-up to Jonathan Dwyer at B-back... could see action at both positions in 2009... a burly, hard-nosed runner who is difficult to bring down... a solid receiver from the A-back position... may be Tech's best blocking back... sat out the 2007 season after transferring from Connecticut... the brother of former Yellow Jacket and current Kansas City Chief fullback Mike Cox.

2008

Started every game at A-back and also saw action at B-back... had 26 carries for 200 yards – an average of 7.7 yards per attempt – and had three rushing touchdowns... all three of his touchdowns came in the final four games of the regular season... had three receptions for 57 yards... had six plays of 20 yards or more... had a two-yard touchdown run at 13th-ranked Georgia (Nov. 29)... rushed eight times for a career-high 78 yards and a touchdown, and had one reception for 22 yards – a total of 100 all-purpose yards – vs. No. 23 Miami (Nov. 20)... rushed for his first career touchdown and had three rushing attempts vs. Florida State (Nov. 1)... rushed five times for 63 yards, including a key 36-yard run, at Virginia Tech (Sept. 13)... was also on the receiving end

of a pass from Josh Nesbitt for a game-tying two-point conversion against the Hokies... showed versatility in the season opener vs. Jacksonville State (Aug. 28)... had a 22-yard run and a 29-yard pass reception against the Gamecocks... played the B-back position in the spring.

2007

Sat out the season as a transfer.

2006 (Connecticut)

Redshirted after spending the spring running with the Huskies' No. 1 offensive unit.

High School

Lettered four years in football and wrestling and one year in track at Red Land High School... received all-district honors at RB/LB and honorable mention for running back in the state... an All Sentinel News fullback... played in the Pennsylvania East vs. West game playing fullback and linebacker where he was a captain and also ran for a touchdown... on the academic honor roll.

Personal

Born Nov. 24, 1987... son of Lawrence and Brenda Cox... full name is Lucas Daniel Cox... has two older siblings and a younger brother... brother, Mike, was previously GT's starting fullback, and his brother Matt is a junior fullback at Bloomsburg State... his father was a fullback at Temple from 1979-82... majoring in management.

CAREER HIGHS

Rushing Attempts: 8 vs. Miami, Nov. 20, 2008
Rushing Yards: 78 vs. Miami, Nov. 20, 2008
Pass Receptions: 1, three times
Receiving Yards: 29 vs. Jacksonville State, Aug. 28, 2008
Longest Rush: 36 at Virginia Tech, Sept. 13, 2008
Longest Reception: 29 vs. Jacksonville State, Aug. 28, 2008
TDs: 1, three times

COX'S CAREER STATISTICS

Year	GP-GS	Rush	Yds	Avg	TD	LP	Rec	Yds	Avg	TD	LP
2008	13-13	26	200	7.7	3	36	3	57	19.0	0	29
2008 GAME-BY-GAME											
Jacksonville State*		1	22	22.0	0	22	1	29	29.0	0	29
at Boston College*		1	0	0.0	0	0	0	0	0.0	0	0
at Virginia Tech*		5	63	12.6	0	36	0	0	0.0	0	0
Mississippi State*		0	0	0.0	0	0	0	0	0.0	0	0
Duke*		1	3	3.0	0	3	0	0	0.0	0	0
Gardner-Webb*		1	2	2.0	0	2	0	0	0.0	0	0
at Clemson*		1	9	9.0	0	9	0	0	0.0	0	0
Virginia*		1	3	3.0	0	3	1	6	6.0	0	6
Florida State*		3	8	2.7	1	4	0	0	0.0	0	0
at North Carolina*		2	15	7.5	0	9	0	0	0.0	0	0
Miami*		8	78	9.8	1	32	1	22	22.0	0	22
at Georgia*		1	2	2.0	1	2	0	0	0.0	0	0
vs. Louisiana State*		1	-5	-5.0	0	0	0	0	0.0	0	0

MORE FROM LUCAS COX

Favorite meal: Grilled cheese and tomato soup
Worst habit: Snoring
My first job: Bailing hay on a dairy farm
My dream date would be with: Jessica Alba
My most prized possession: Cross necklace
The best thing about Bobby Dodd Stadium: The Atlanta skyline
Most people don't know that I: Am faster than my brothers
My favorite spot in Atlanta: Buckhead
I can do a great imitation of: Lou Holtz



95

Defensive End
6-3 ■ 235 ■ Fr.
Louisville, Ga.
Jefferson County HS

CHRISTOPHER CRENSHAW

A promising young defensive lineman who helps fill the void of three senior defensive line starters who graduated.

High School

Jefferson County High School... 2008 Georgia all-area first team, 3AA all-region, first team all-state GHSA and AJC in 2A... ranked #68 for his position by Scout and #115 by ESPN... in 2008, had 89 tackles (61 solo), 20 tackles for loss, 13.5 sacks, one forced fumble, one fumble recovery and 30 GB hurries... 2008 Augusta Chronicle Dream 16 Team... played in the Georgia North/South All Star Game... nominated for the U.S. Army All-American Game... set school records for sacks in a season (13.5) and career (28)... led team to a 3A regional title... played for coach J.B. Arnold, earning three varsity letters as a defensive end and linebacker... served one year as a team captain... a good student who made the honor roll.

Personal

Chose Georgia Tech because "it better prepares me for life after school", the tradition and the location... full name is Christopher Dontray Crenshaw... son of Karen McGruder... born Oct. 4, 1990 in Augusta, Ga... uncle, Earnest Thompson, played for the Kansas City Chiefs... undecided on a major.



94

Defensive Tackle
6-4 ■ 250 ■ Fr.
Flowery Branch, Ga.
Flowery Branch HS

IZAAN CROSS

A high effort player who chases plays down from the backside and downfield well into the fourth quarter... has good pass-rushing moves... strong at the point of attack.

High School

Flowery Branch High School... ranked #57 in his position by Scout, #28 by ESPN and #18 by Rivals... GHSA 3A Defensive Player of the Year... first team all-state GHSA and Atlanta Journal-Constitution... recorded 13 sacks in 2008 along with 115 tackles and 20 tackles for loss... had 80 tackles, 14 for a loss and four fumble recoveries as a junior... played for coach Lee Shaw... earned two varsity letters playing defensive end and tight end, and served one year as team captain... led FBHS to the state championship game in 2008.

Personal

One of three Flowery Branch High School alumni on the Tech roster, joining Jaybo Shaw and Daniel Drummond... chose Tech because it is close to home, his connection with the coaches and the school's academic reputation... received offers from UCF, Clemson, Florida State, Maryland, Mississippi State, North Carolina, NC State, Oklahoma and South Carolina... full name is Izaan Thomas Cross... began prep career at Buford HS before transferring to Flowery Branch... son of Tim and Sharon Cross... Tim played football at Livingstone and Sharon played basketball on the junior college level... born May 1, 1991 in Boston... previously lived in Framingham, Mass., and Marietta, Ga... started playing football at age nine... considering a major in business management.



82

Punter
6-3 ■ 194 ■ Jr.-r
Alpharetta, Ga.
Blessed Trinity HS

KEVIN CROSBY

A walk-on in his fourth season... has the talent to compete for punting duties... battled for a starting job in 2008 and was eventually listed third on the depth chart... learned from practicing every day with Ray Guy Award winner Durant Brooks in 2006-07... red-shirted in 2006... punted twice for an average of 36.5 yards in the spring game.

2008

Did not have any punting attempts... saw brief action on special teams in the season opener against Jacksonville State.

High School

All-area punter... team captain and MVP for coach Ricky Turner at Blessed Trinity... career average of 43.9 yards per punt with a long of 72 yards... attended Naval Academy Prep School for one year (2005-06).

Personal

Full name is Kevin Joseph Crosby... born August 10, 1986 in the Bronx, N.Y. ... parents are Greg and Carol Crosby... majoring in management.

MORE FROM KEVIN CROSBY

Favorite movie of all-time: Braveheart

Worst habit: Waiting until the last minute

My first job: Landscaping

My dream date would be with: Kristin Porto

My most prized possession: My cell phone

The best thing about Bobby Dodd Stadium: The history

My favorite spot in Atlanta: Bobby Dodd Stadium



87

Defensive End
6-4 ■ 230 ■ Fr.
Atlanta, Ga.
Centennial HS

EUCLID CUMMINGS

A talented athlete with a tremendous upside... long and fast, he has the tools to be a prototypical defensive end... has a huge frame... has linebacker speed and technique.

High School

Centennial High School... had 45 tackles, four tackles for loss, eight sacks, two fumble recoveries and six forced fumbles... AJC 5A all-state honorable mention... ranked #51 for his position by Scout, #69 by ESPN and #49 by Rivals... played for coach Jeff Measor, earning two varsity letters... also played three seasons of basketball and helped lead team to a runner-up finish in the state tournament as a sophomore.

Personal

Received offers from Indiana, Maryland, North Carolina, South Carolina and Tennessee... full name is Euclid Patrick Cummings... son of Peter and Patricia Cummings... born May 6, 1991 in Atlanta... has two older siblings, Omar and Jaysen... wants to one day serve as a global brand manager... began playing football at age 16 after being convinced by his high school coaches... considering a management major.



45

Defensive Back
5-10 ■ 196 ■ Sr.-r
Duluth, Ga.
Duluth HS

JASON DAVIS

A walk-on reserve defensive back... played running back in 2006 and 2007 as well as the spring of 2008... moved to the defensive side of the ball in September of 2008... joined the program in 2005... had two tackles in the spring game.

**2008**

Did not see any game action... sat out spring practice because of a foot injury.

2007

Played in one game – the Sept. 8 game vs. Samford... was outstanding against the Bulldogs... had eight carries for 33 yards and one touchdown.

2006

Played in one game... had two carries for three yards in the fourth quarter of Tech's win over Duke.

2005

Joined the program as a walk-on and redshirted.

High School

All-Gwinnett County defensive back at Duluth High School... also played running back and rushed for 1,394 yards and 10 touchdowns... twice named Gwinnett County Player of the Month by the Gwinnett Daily Post... lettered three years... played for coaches Richard Gillespie and Bill Shields... also lettered in basketball and track.

Personal

Full name is Jason Nathaniel Davis... born March 16, 1987 in Philadelphia, Pa. ... parents are Adrian and Donna Davis... has two brothers, both playing college football (at UCF and Tulane)... majoring in management... named to the 2005-06 ACC Academic Honor Roll.

DAVIS' CAREER RUSHING STATISTICS

Year	G-GS	Att	Yds	Avg	TD	LP
2008	0-0	0	0	0.0	0	0
2007	1-0	8	33	4.1	1	10
2006	1-0	2	3	1.5	0	8
Total	2-0	10	36	3.6	1	10



Runs extremely well for his size, is difficult to tackle and rarely loses yardage... possesses a rare skill set and is the epitome of an every-down back... athletic enough to take direct snaps and knows what to do in space... made the 45-minute drive from Flowery Branch to watch several Georgia Tech spring practices in March and April.

High School

Flowery Branch High School... one of three Flowery Branch HS products on the roster, joining Jaybo Shaw and Izaan Cross... GHSA 3A honorable mention all-state... AJC first team all-state... ranked #5 for his position by Scout, #3 by ESPN and #14 by Rivals... had 102 tackles from his linebacker position and averaged six yards per carry as a full-back with over 700 yards total as a junior... as a senior, rushed for 1,102 yards and 13 touchdowns... recorded 72 tackles, 13 tackles for loss and nine sacks during senior year... played for coach Lee Shaw and was a team captain in 2008... began high school career at West Hall High School... earned four varsity letters in football and two in track (shot put, discus) at West Hall HS and Flowery Branch HS combined... led Flowery Branch to a second-place finish in the AAA state playoffs... 2008 state champion in the discus and earned state championship top performer award... owns the Flowery Branch HS single-game rushing record after running for 258 yards and three touchdowns in just two quarters.

Personal

Chose Georgia Tech because of the outstanding academics, it's close to home, and family and friends... received offers from Arkansas, Marshall, Troy and Oklahoma State, while also considering Auburn, Clemson, Georgia, Vanderbilt and Wake Forest... full name is Daniel Alan Drummond... son of Jim and Robbie Drummond... born April 30, 1991 in Atlanta... has one sister, Caitlin... considering a major in management... enjoys scuba diving, bowling and water sports... began playing football at age six.

MORE FROM JASON DAVIS

Favorite class taken at Georgia Tech: Personal Selling

My first job: Camp counselor

My dream date would be with: Gabrielle Union

My Bucket List includes: Gambling; climbing the Great Wall of China

My most prized possession: My Bible

The best thing about Bobby Dodd Stadium: The crowd

Most people don't know that I: have brothers who play football at Tulane and UCF

My favorite spot in Atlanta: Atlantic Station

I can do a great imitation of: An old man

I can do this one thing better than almost anyone: Public speaking



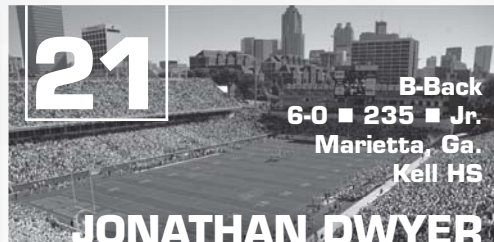
A true freshman who enrolled at Georgia Tech in January and participated in spring drills... has great size, similar to former Yellow Jacket DE Michael Johnson... enjoyed a solid spring and learned a great deal... enters the fall competing for a back-up role at defensive end... plays with outstanding effort and his lateral quickness and change of direction will improve as he fills out his frame and gets stronger.

High School

North Clayton High School... ranked #46 for his position by Scout, #23 by Rivals and #77 by ESPN... Atlanta Journal-Constitution and GHSA 4A honorable mention all-state... (AAAA) all-region first team and Atlanta Touchdown Club Lineman of the Week... ranked second on the team with 10 sacks and 18 tackles for loss as a senior... also had eight quarterback hurries, five pass blocks and 68 solo tackles... led North Clayton to a regional championship in 2008... as a junior, had 87 tackles and 9.5 sacks... played four seasons of football and served two seasons as team captain... earned three letters on the basketball team where he played forward and center... graduated in the top 20 of his senior class and made the academic honor roll.

Personal

Nickname is "Too Tall"... also received offers from Auburn, Stanford, South Carolina and Mississippi... chose Georgia Tech because of its academic reputation, the athletic program and the value of a degree from Tech... full name is Emmanuel Mang Dieke (pronunciation: D-A-kay)... parents are Mang and Elizabeth Dieke... of Nigerian descent... born in Jackson, Miss., on Sept. 23, 1990... previously lived in Boston... has three siblings... began playing organized football in ninth grade as a 15-year old... considering a major in biomedical engineering.



- 2008 ACC Player of the Year
- 2008 ACC Player of the Year (Rivals)
- 2008 ACC Player of the Year (ACC Sports Journal)
- 2008 ACC Offensive Player of the Year
- 2008 ACC Offensive Player of the Year (Sporting News)
- 2008 ACC Offensive Player of the Year (ACC Sports Journal)
- 2008 First Team All-ACC
- 2008 First Team All-ACC (Rivals)
- 2008 First Team All-ACC (ACC Sports Journal)
- 2008 First Team All-America (Pro Football Weekly)
- 2008 Honorable Mention All-America (Sports Illustrated)
- 2008 ACC co-Offensive Back of the Week (Nov. 24)
- 2008 ACC Player of the Week (Rivals/Sept. 9)
- 2008 Doak Walker Award Watch List
- 2007 ACC All-Freshman Team (Sporting News)
- 2007 ACC Rookie of the Week (Sept. 9)

An All-American candidate as one of the nation's top running backs... the 2008 ACC Player of the Year, joining Calvin Johnson and Joe Hamilton as the only Yellow Jackets to win the award... a unanimous selection for the All-ACC Team... the defending ACC rushing champion... gives Tech the ACC rushing champion for the third straight year...



60 ■ 2009 GEORGIA TECH FOOTBALL FULL STEAM AHEAD



DWYER

his 1,831 career rushing yards ranks 10th in Tech history and also ranks as the 10th-most by an ACC back after their sophomore season... Clemson's C.J. Spiller is the only returning player in the ACC with more career yards... has 10 career 100-yard rushing games... has 21 career rushing touchdowns (22 touchdowns total)... a gifted ball carrier who emerged as the back-up to Tashard Choice at running back in 2007 as a true freshman... has a great combination of speed and power... has shown the ability to make receptions out of the backfield... can also return kicks.

2008

Emerged as one of the nation's top running backs as a sophomore... led the ACC and ranked 17th nationally in rushing (107.3 ypg) overall and in league games only (113.0 ypg)... the only player in the ACC to average more than 100 yards rushing... rushed for 1,395 yards – the 4th-most single-season yards in Georgia Tech history... his rushing average (107.3) was the seventh-best in school history... rushed for 100 yards in a game nine times, tying the school record... rushed for 100 yards in each of the final four games of the regular season... his 1,775 all-purpose yards were the second-most in Tech history... had eight receptions for 209 yards... also used as a kick returner... had a career-high three receptions for 66 yards to go with 67 yards rushing vs. LSU in the Chick-fil-A Bowl (Dec. 31)... had 144 rushing yards and two touchdowns on 20 attempts at Georgia (Nov. 29)... his 60-yard TD run on the first play of the second half at Georgia ignited a 26-point third quarter for the Jackets... rushed 10 times for 128 yards and two touchdowns on 13 carries vs. Florida State (Nov. 1)... that performance earned him ACC co-Offensive Back of the Week... didn't play the second half of the Miami game because of a bruised knee... rushed 22 times for 157 yards and one TD at 19th-ranked North Carolina (Nov. 8)... had an 85-yard run for a touchdown – the fourth-longest run in school history – against the Tar Heels... erupted for 145 yards and two touchdowns on 13 carries vs. Florida State (Nov. 1)... had touchdown runs of 36 and 66 yards vs. the Seminoles... broke loose for 109 yards on 21 carries and had three kickoff returns in a key road win at Clemson (Oct. 18)... had

Tech's only touchdown on a 79-yard pass from Calvin Booker vs. Gardner-Webb (Oct. 11)... the 79-yard pass was the 12th-longest pass play in Tech history... rushed for a career-high 159 yards on 23 carries vs. Duke (Oct. 4)... rushed for 141 yards and one TD on nine carries vs. Mississippi State (Sept. 20)... his 88-yard touchdown run against the Bulldogs was the longest run from scrimmage in Tech history... rushed for 108 yards and one TD on 18 carries at Boston College (Sept. 6)... his 43-yard touchdown scamper mid-way through the fourth quarter proved to be the winning margin against the Eagles... also returned three kickoffs for 97 yards including a career-long of 52 yards... rushed for 112 yards and two touchdowns on just 11 carries (10.2 ypa) in the season opener vs. Jacksonville State (Aug. 28).

2007

Played in all 13 games... Tech's second-leading rusher as a true freshman... averaged 5.3 yards per carry... ranked second on the team with nine touchdowns – all by rushing... ranked third on the team in scoring (54 points)... averaged one touchdown every 9.1 carries... caught two passes for 17 yards... averaged 21.9 yards on 14 kickoff returns... scored a TD in his first career game – in South Bend against Notre Dame – and rushed for 27 yards... erupted for 138 yards rushing and three touchdowns on just nine carries vs. Samford (Sept. 8)... also had first career kick return that went for 32 yards... Tashard Choice also rushed for 100 yards vs. Samford giving Tech two 100-yard rushers in the same game for the first time since 2003... Dwyer's 138 yards were the fifth-most by a freshman in Jacket history... scored his fifth career TD in just his third game and also caught one pass for nine yards vs. Boston College (Sept. 15)... had

three kickoff returns for 81 yards against the nationally-ranked Eagles... replaced an ailing Choice midway through the Virginia game (Sept. 22), rushed 15 times for 75 yards and one TD... had two kickoff returns for 50 yards against the Cavaliers... scored six touchdowns in his first four career games... had two kickoff returns for 51 yards vs. Miami (Oct. 13)... rushed for his seventh touchdown vs. Army (Oct. 20)... had 12 carries for 62 yards and two touchdowns in the Humanitarian Bowl against Fresno State.

High School

One of the nation's top-rated running backs... *Parade* All-American, one of just two selected from the state of Georgia... rated among the top prospects in Georgia in every ranking, including No. 5 by Scout.com and No. 8 by Rivals... tabbed to the Scout.com national Hot 100, the PrepStar 100 and the Rivals 250... ranked No. 10 nationally among running backs by Rivals and No. 14 by SuperPrep... Super Southern 100 pick by the Atlanta-Journal Constitution and Top 50 in Georgia honoree by the Macon Telegraph... first-team all-state selection and the Class AAAAA Offensive Player of the Year by the AJC... Marietta Daily Journal Athlete of the Year... honorable mention all-state selection as a junior... Atlanta Touchdown Club Offensive Back of the Year... rushed for 1,802 yards and 21 touchdowns as a senior, when he had five games with over 200 yards, including a career-best 307 versus Centennial... had 23 receptions for 220 yards and three touchdowns... scored a total of 25 touchdowns including a 99-yard kick-off return for a score... added 1,863 yards rushing and 24 touchdowns as a junior, when he also had 22 catches for 202 yards and two touchdowns... set Cobb County records with 5,565 career rushing yards and 71 touchdowns... two-time All-Cobb County by the Marietta Daily Journal... finished second in the state in the Class AAAAA 100 meters as a junior... coached by Irvin Sigler at Kell High School.

Personal

Full name is Jonathan Avery Dwyer... has a younger brother who is playing football at Kell High School... parents are Tony and Keely Dwyer... born July 26, 1989... majoring in management.

DWYER'S CAREER STATISTICS

Year	GP-GS	Rush	Yds	Avg	TD	LP	Rec	Yds	Avg	TD	LP
2008	13-13	200	1395	7.0	12	88	8	209	26.1	1	79
2007	13-0	82	436	5.3	9	65	2	17	8.5	0	9
TOTAL	26-13	282	1831	6.5	21	88	10	226	22.6	1	79
Kick Returns	Att	Yds	Avg	TD	LP	APY					
2008	8	171	21.4	0	52	1775					
2007	14	306	21.9	0	35	759					
TOTAL	22	477	21.7	0	52	2,534					

CAREER HIGHS

Rushing Attempts: 23 vs. Duke, Oct. 4, 2008
Yards Rushing: 159 vs. Duke, Oct. 4, 2008
Long Rush: 88 (TD) vs. Mississippi State, Sept. 20, 2008 (school record)
TD Rushing: 3 vs. Samford, Sept. 8, 2007
Receptions: 3 vs. Louisiana State, Dec. 31, 2008
Yards Receiving: 79 vs. Gardner-Webb, Oct. 11, 2008
Longest Reception: 79 (TD) vs. Gardner-Webb, Oct. 11, 2008
TD Receptions: 1 vs. Gardner-Webb, Oct. 11, 2008
Kick Returns: 3, four times
Kick Return Yards: 97 at Boston College, Sept. 6, 2008
Long Return: 52 at Boston College, Sept. 6, 2008
All-Purpose Yards: 205 at Boston College, Sept. 6, 2008

2008 GAME-BY-GAME

	Rush	Yds	Avg	TD	LP	Rec	Yds	Avg	TD	LP
Jacksonville State*	11	112	10.2	2	37	1	5	5.0	0	5
at Boston College*	18	108	6.0	1	43	0	0	0.0	0	0
at Virginia Tech*	10	28	2.8	0	10	0	0	0.0	0	0
Mississippi State*	9	141	15.7	1	88	1	20	20.0	0	20
Duke*	23	159	6.9	0	36	0	0	0.0	0	0
Gardner-Webb*	16	27	1.7	0	7	1	79	79.0	1	79
at Clemson*	21	109	5.2	0	31	0	0	0.0	0	0
Virginia*	17	70	4.1	1	12	1	9	9.0	0	9
Florida State*	13	145	11.2	2	66	1	30	30.0	0	30
at North Carolina*	22	157	7.1	1	85	0	0	0.0	0	0
Miami*	10	128	12.8	2	58	0	0	0.0	0	0
at Georgia*	20	144	7.2	2	60	0	0	0.0	0	0
vs. Louisiana State*	10	67	6.7	0	39	3	66	22.0	0	40

2008 KICK RETURNS

	Att	Yds	Avg	TD	LP	APY
Jacksonville State	0	0	0.0	0	0	117
at Boston College	3	97	32.3	0	52	205
at Virginia Tech	1	9	9.0	0	9	37
Mississippi State	1	16	16.0	0	16	177
Duke	0	0	0.0	0	0	159
Gardner-Webb	0	0	0.0	0	0	106
at Clemson	3	49	16.3	0	20	158
Virginia	0	0	0.0	0	0	79
Florida State	0	0	0.0	0	0	175
at North Carolina	0	0	0.0	0	0	157
Miami	0	0	0.0	0	0	128
at Georgia	0	0	0.0	0	0	144
vs. Louisiana State	0	0	0.0	0	0	133

PLAYER BIOS





MORE FROM JONATHAN DWYER

Favorite movie of all-time: For Love and Basketball

Favorite meal: Macaroni and cheese

Favorite class taken at Georgia Tech: Psychology

Websites I like: Facebook, YouTube, Ramblinwreck.com

Worst habit: Biting my nails

My dream date would be with: Lauren London at the Capital Grille

My most prized possession: My iPod Touch

The best thing about Bobby Dodd Stadium: The atmosphere and skyline

Most people don't know that I: Play practical jokes and sleep with my eyes open



A speedy, part-time starter at wide receiver in 2008, Earls moved to the defensive secondary, at cornerback in the spring... has returned kicks in the past... one of the fastest players on the roster... was a reserve wide receiver in 2007 and saw his playing time increase as the season progressed... suffered a scary head injury in 2007 at Virginia but returned after missing just two games... entered the 2008 season on top of the depth chart at wide receiver... a lingering hamstring injury, however, caused him to sit out the first four games of the season.

2008

Started the final five games of the season at wide receiver... had four receptions for 41 yards and one kick return... had one reception for 22 yards and one kick return vs. No. 23 Miami (Nov. 20)... hauled in his first three pass receptions of the season for 34 yards at North Carolina (Sept. 8)... saw first significant action of the season vs. Gardner-Webb (Oct. 11)... saw first action of the season vs. Duke (Oct. 4)... missed the first four games of the season because of a nagging hamstring injury.

2007

Playing time and contributions at wide receiver increased as the season progressed... suffered a scary head injury that caused him to lose all feeling in his legs and left him lying on the turf for more than

15 minutes at Virginia (Sept. 22)... wore a bulky neck brace for the next two weeks, but returned after missing just two games, to become one of Tech's top receivers... also emerged as a dangerous kick returner... played in 11 games and started the final two games of the regular season... caught 14 passes for 188 yards (13.4 ypr)... had one TD reception... returned eight kickoffs for an average of 27.0 yards... caught at least one pass in each of the last five games of the regular season... demonstrated his speed vs. Samford game (Sept. 8) when he returned two kickoffs for 110 yards and caught one short pass for seven yards... was having his best game of the year at Virginia (Sept. 22) - two catches for 21 yards and a kickoff return of 21 yards - before suffering the head injury... returned to action at Miami (Oct. 13) and had one reception for 13 yards... had three kick returns for 52 yards and caught one pass for nine yards vs. Virginia Tech (Nov. 1)... recorded five receptions for 86 yards and his first career touchdown at Duke (Nov. 10)... his 38-yard TD pass from Taylor Bennett in the fourth quarter sealed the win against the Blue Devils... had one rush, one reception and one kickoff return for a combined 33 yards vs. North Carolina (Nov. 17)... caught two passes for 28 yards vs. Georgia (Nov. 24).

2006

Redshirted as a true freshman.

High School

Member of the Atlanta Journal-Constitution's Top 50 in Georgia... the No. 34 player on the Scout.com Georgia Hot 100 list... first-team all-Middle Georgia (Macon Telegraph)... had 35 catches for 714 yards with 14 touchdowns as a senior... made 40 tackles and three interceptions on defense... added 20 catches for 450 yards as a junior... coached by Anthony Hines at Central High... played in Georgia North-South All-Star Game... also played baseball and ran track.

Personal

Full name is Correy Deonte Earls... parents are Charles Earls and Cherrie Duncan... born December 4, 1988... majoring in management.

EARLS' CAREER STATISTICS

Year	GP-GS	Rec	Yds	Avg	TD	LP	Rush	Yds	Avg	TD	LP
2008	9-5	4	41	10.2	0	16	0	0	0	0	0
2007	11-3	14	188	13.4	1	38	1	3	3.0	0	3
TOTAL	20-8	18	229	12.7	1	38	1	3	3.0	0	3
Kick Returns	Att	Yds	Avg	TD	LP						
2008	1	5	5.0	0	5						
2007	8	216	27.0	0	67						
TOTAL	9	221	24.6	0	67						

CAREER HIGHS

Receptions: 5 at Duke, Nov. 10, 2007

Yards Receiving: 86 at Duke, Nov. 10, 2007

TD Receiving: 1 at Duke, Nov. 10, 2007

Kick Returns: 3, three times

Long Return: 67 vs. Samford, Sept. 8, 2007

All-Purpose Yards: 117 vs. Samford, Sept. 8, 2007

2008 GAME-BY-GAME

	Rec	Yds	Avg	TD	LP	Rush	Yds	Avg	TD	LP
Jacksonville State	INJ									
at Boston College	INJ									
at Virginia Tech	INJ									
Mississippi State	INJ									
Duke	0	0	0.0	0	0	0	0	0.0	0	0
Gardner-Webb	0	0	0.0	0	0	0	0	0.0	0	0
at Clemson	0	0	0.0	0	0	0	0	0.0	0	0
Virginia*	0	0	0.0	0	0	0	0	0.0	0	0
Florida State*	0	0	0.0	0	0	0	0	0.0	0	0
at North Carolina*	3	34	11.3	0	16	0	0	0.0	0	0
Miami	1	7	7.0	0	7	0	0	0.0	0	0
at Georgia*	0	0	0.0	0	0	0	0	0.0	0	0
vs. Louisiana State	0	0	0.0	0	0	0	0	0.0	0	0

MORE FROM CORREY EARLS

Favorite movie of all-time: Remember the Titans

Favorite meal: Steak, lobster and shrimp

Favorite class taken at Georgia Tech: Personal Sales

Worst habit: Wearing my emotions on my sleeve; acting as if I don't care when I really do

My first job: Stock room worker at Champs Sports

My dream date would be with: Keyshia Cole

The best thing about Bobby Dodd Stadium: Crowd reaction when we come out of the tunnel

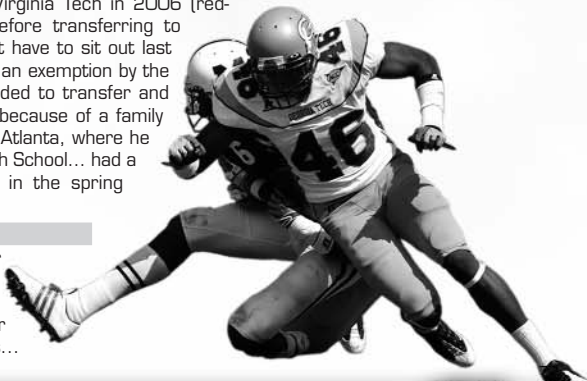
I can do this one thing better than almost anyone: Run, dress and dance



In his second year at Georgia Tech after beginning his career at Virginia Tech... one of the most versatile players on the Tech defense... can play any position in the secondary and practiced much of the spring at the Wolf (outside LB) position... can also be a key player on special teams... came to Georgia Tech as a non-scholarship player but was awarded with a scholarship from Paul Johnson following spring practice... began his career at Virginia Tech in 2006 (red-shirted) and 2007 before transferring to Georgia Tech... did not have to sit out last season after receiving an exemption by the NCAA and ACC... needed to transfer and move closer to home because of a family situation... grew up in Atlanta, where he attended Westlake High School... had a team-high 10 tackles in the spring game.

2008

Played in every regular season game as a back-up in the secondary and a member of special teams...





62 ■ 2009 GEORGIA TECH FOOTBALL FULL STEAM AHEAD



EGBUNIWE-ELAKMAN

caused and recovered fumbles... had seven tackles... played very well at Clemson (Oct. 18) with three solo tackles and a forced fumble... had one solo tackle vs. Mississippi State (Sept. 20)... returned to Blacksburg Sept. 13 to play against Virginia Tech, the team he played for the previous season... came off the bench to record one solo tackle and recover a fumble in the opener vs. Jacksonville State (Aug. 28).

Virginia Tech

Was a reserve in the Hokies secondary in 2007 after redshirting as a true freshman in 2006... played in four games in 2007... added weight while improving his strength and speed during his stint in Blacksburg.

High School

Westlake HS... an all-state defensive back for coach Dallas Allen... also saw action as a wide receiver... registered 98 tackles as a senior... had four interceptions, six sacks, two fumble recoveries and a blocked punt... caught six passes for 123 yards... helped team to a region title... contributed 12 tackles, an interception, two pass deflections and a forced fumble during a playoff game against Banneker... an all-city and all-state selection... rated the No. 25 safety in the country by Rivals.com... rated the No. 83 safety in the country by Scout.com... had 75 tackles, two INTs, 10 pass break-ups, four forced fumbles and three sacks as a junior.

Personal

Born July 14, 1988 in Atlanta... son of William and Maudestia Edwards... as a youngster, won the state of Georgia 200-meter dash for the 11-and-under age group... majoring in history, science, and technology.

EDWARDS' CAREER STATISTICS

Year	G-GS	P-A	Tkl	TFL	Sk	FC	FR	Int	PB
2008	12-0	5-2	7	0	0	1	1-0	0	0

CAREER HIGHS

Tackles: 3 vs. Clemson, Oct. 18, 2008

Fumbles Caused: 1 vs. Clemson, Oct. 18, 2008

Fumbles Recovered: 1 vs. Jacksonville State, Aug. 28, 2008

2008 GAME-BY-GAME	P-A	TKL	TFL	SCK	FC	FR	INT	PB
Jacksonville State	1-0	1	0	0	0	1-0	0	0
at Boston College	0-0	0	0	0	0	0	0	0
at Virginia Tech	0-0	0	0	0	0	0	0	0
Mississippi State	1-0	1	0	0	0	0	0	0
Duke	0-1	1	0	0	0	0	0	0
Gardner-Webb	0-0	0	0	0	0	0	0	0
at Clemson	3-0	3	0	0	1	0	0	0
Virginia	0-0	0	0	0	0	0	0	0
Florida State	0-0	0	0	0	0	0	0	0
at North Carolina	0-0	0	0	0	0	0	0	0
Miami	0-1	1	0	0	0	0	0	0
at Georgia	0-0	0	0	0	0	0	0	0
vs. Louisiana State	DNP							

MORE FROM MARIO EDWARDS

Favorite movie of all-time: The Goonies

Favorite class taken at Georgia Tech: Economics

My dream date would be with: Alicia Keys

My most prized possession: My car

The best thing about Bobby Dodd Stadium: The fans

Most people don't know that I: Like to read adventure novels

My favorite spot in Atlanta: Atlantic Station

I can do this one thing better than almost anyone: Write papers

saw considerable second-half action vs. No. 23 Miami (Nov. 20)... saw brief action at North Carolina (Nov. 8)... saw brief action in the season opener vs. Jacksonville State (Aug. 28) and recorded one assisted tackle.

2007

Sat out the season under NCAA transfer rules... was eligible to practice with the team.

2006 (Tulsa)

Spent the 2006 season at Tulsa University, where he played as a true freshman... played in 10 of 13 games... saw action against Stephen F. Austin, BYU, North Texas, Memphis, UTEP, Houston, Rice, SMU, Tulane and Utah... transferred following spring drills, 2007.

High School

A three-year letterwinner at J.L. Mann High School in Greenville, S.C.... started as a junior and senior at defensive end... totaled 191 tackles, 24 sacks, four forced fumbles and two fumble recoveries in his career... earned all-region and all-county honors as a senior... was credited with 89 tackles and 13 sacks as a senior... totaled 54 stops and six sacks as a junior... lettered three years in basketball... high school coach was Mickey Cracker.

Personal

Son of Osie and Mary Egbuniwe... born July 12, 1987 in Greenville, S.C... has three sisters, Michelle, Mary and Pam... majoring in management.

EGBUNIWE'S CAREER STATISTICS

Year	G-GS	P-A	Tkl	TFL	Sk	FC	FR	Int	PB
2008	11-0	1-1	2	0	0	0	0	0	0

CAREER HIGHS

Tackles: 1 vs. Jacksonville State, Aug. 28, 2008; 1 vs. Louisiana State, Dec. 31, 2008

2008 GAME-BY-GAME	P-A	TKL	TFL	SCK	FC	FR	INT	PB
Jacksonville State	0-1	1	0	0	0	0	0	0
at Boston College	0-0	0	0	0	0	0	0	0
at Virginia Tech	0-0	0	0	0	0	0	0	0
Mississippi State	0-0	0	0	0	0	0	0	0
Duke	0-0	0	0	0	0	0	0	0
Gardner-Webb	0-0	0	0	0	0	0	0	0
at Clemson	0-0	0	0	0	0	0	0	0
Virginia	DNP							
Florida State	DNP							
at North Carolina	0-0	0	0	0	0	0	0	0
Miami	0-0	0	0	0	0	0	0	0
at Georgia	0-0	0	0	0	0	0	0	0
vs Louisiana State	1-0	1	0	0	0	0	0	0

MORE FROM ANTHONY EGBUNIWE

Favorite movie of all-time: The Wood

Favorite meal: Chinese

Websites I like: T-Square; gatech.edu; Ramblinwreck.com

Worst habit: Eating when I'm mad

My first job: Fast food

My most prized possession: My laptop

The best thing about Bobby Dodd Stadium: The fans

Most people don't know that I: Played in the band



41

Defensive End
6-4 ■ 256 ■ Jr.-r
Greenville, S.C.
James L. Mann HS/University of Tulsa

ANTHONY EGBUNIWE

Egbuniwe is pronounced E-boon-a-way... the former Tulsa transfer played mostly on special teams in 2008 and enters the 2009 season as a top back-up at defensive end... a hard-working player who plays with emotion... always has a smile on his face - off the field... had six tackles in the spring game.

2008

Overcame nagging early-season injuries to be a back-up at defensive end and a member of special teams...made a solo tackle against LSU in the Chick-fil-A Bowl (Dec. 31)...



45

Kicker
6-0 ■ 168 ■ Fr.-r
Calhoun, Ga.
Calhoun HS

ANDY ELAKMAN

A walk-on kicker who redshirted last season after a standout prep career... comes from the same high school (Calhoun) as Yellow Jacket teammate and fellow kicking specialist Scott Blair... had a 41-yard punt in the spring game.



**2008**

Did not see game action and redshirted.

High School

Calhoun (Ga.) High School... earned four varsity letters in football and in soccer... helped lead football team to four consecutive regional titles and a state runner-up in 2005... soccer team won regional crown in 2006... active in the Beta Club, National Honor Society and National Society of Collegiate Scholars.

Personal

Full name is Andrew Taylor Elakman... son of Erik and Katie Elakman... born Oct. 24, 1989 in Dalton, Ga... has two siblings – Hailey and Johnathan... grandfather, the late George D. Corns, played football at Louisiana Tech... majoring in management... began playing football in eighth grade.

MORE FROM ANDY ELAKMAN

My dream date would be with: Jennifer Aniston

My Bucket List includes: Travel the world

My most prized possession: The hedge from the 2008 Georgia game

The best thing about Bobby Dodd Stadium: The Budweiser song

Most people don't know that I: Used to play soccer

**JAY FINCH**

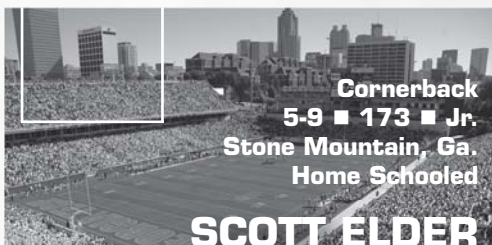
An outstanding competitor... excelled on both sides of the ball in high school.

High School

Kennesaw Mountain High School... AJC 5A first team all-state... Atlanta Touchdown Club Player of the Week... Cobb County Offensive Lineman of the Year... first team all-region... played in the Cobb Senior Bowl II... ranked #40 for his position by Scout, #84 by Rivals and #92 by ESPN... in 2008, started on both the offensive and defensive line along with deep-snapping responsibilities... recorded 67 tackles, 15 tackles for loss and six sacks... had an average grade of over 90-percent for his offensive line blocking... holds Kennesaw Mountain HS all-time record for tackles-for-loss and sacks... played for coach Scott Jones, earning four letters... also ran track and participated on the wrestling team for one season.

Personal

Chose Georgia Tech because of the football program, the coaching staff, the location and the academics... received offers from East Carolina, Louisville, Middle Tennessee State, Mississippi, NC State and Central Florida... full name is John Hillary Finch IV... son of John III and Cheryl Finch... father, John III attended Georgia Tech... born Jan. 24, 1991 in Atlanta... began playing football at age 11.

**SCOTT ELDER**

A walk-on who joined the team after classes began in August of 2008.

2008

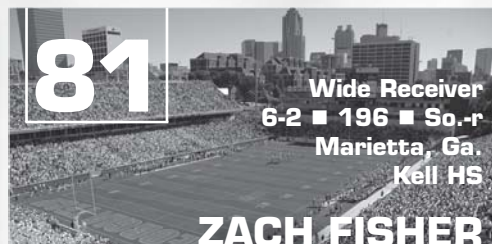
Did not see game action.

High School

Elder was home-schooled... played four years of club soccer.

Personal

Full name is Eric Scott Elder... parents are Eric and Kim... born August 24, 1989 in Atlanta... left-handed... majoring in biochemistry... wants to one day be a doctor... can play the violin and the piano... has eight siblings ranging in age from one to 16... father, Eric, ran track at Wheaton College and later earned two degrees from Georgia Tech... mother, Kim, played soccer at Wheaton... aunt, Kerry Gragg, played pro soccer for the Atlanta Beat from 2001-03.

**ZACH FISHER**

A hard-working, non-scholarship back-up at wide receiver... has a passion for the game... his work ethic helped him emerge as a solid contributor in 2008... missed part of spring drills with a knee injury and is hopeful of returning at 100 percent in the fall... a former Kell High School teammate of Jonathan Dwyer.

2008

Saw action in every game... emerged as a solid young receiver... had an eight-yard pass reception from Josh Nesbitt at North Carolina (Nov. 8)... saw first significant action of career at Virginia Tech (Sept. 13)... hauled in the first two receptions of his career for 37 yards including a long of 21 yards against the Hokies... saw first career action vs. Jacksonville State (Aug. 28).

2007

Did not see game action and redshirted.

High School

Played four years of football at Kell High School, lettering for three...also lettered one year in track... was an all-district and all-area wide receiver his senior year... was a team captain.

Personal

Born February 15, 1989... son of Shirley Fisher... full name is Zachary Nathan Fisher... has a younger brother, Gabe... enjoys fishing... was on Principal's Honor Roll, in Beta Club, was the Mu Alpha Theta Business Coordinator... received the 2007 Ray Kroc Award... majoring in management.

CAREER HIGHS

Receptions: 2 at Virginia Tech, Sept. 13, 2008

Yards Receiving: 37 at Virginia Tech, Sept. 13, 2008

Longest Reception: 21 at Virginia Tech, Sept. 13, 2008

FISHER'S CAREER STATISTICS

Year	GP-GS	Rec	Yds	Avg	TD	LP	Rush	Yds	Avg	TD	LP
2008	13-0	3	45	15.0	0	21	0	0	0	0	0

**COLIN EMERSON**

A true freshman invited walk-on who joined the program in August, 2009.

High School

South Forsyth High School... earned three varsity letters as a safety and wide receiver... served one year as team captain... also ran track for three years (400 meters)... was on the wrestling team for one year... earned all-county and all-region honors in football... led team in tackles and pass break-ups as a senior... member of the National Honor Society, Beta Club and FCA.

Personal

Full name is Colin Clinton Emerson... parents are Clint and Jane Emerson... Clint threw the javelin while in school at the University of Maryland... born March 25, 1990 in Elkton, Md... previously lived in San Juan, Puerto Rico, and Sidney and Melbourne, Australia... has two siblings – Lindsey and Michael... considering a major in industrial engineering... began playing football at age seven.





2008 GAME-BY-GAME

Jacksonville State
at Boston College
at Virginia Tech
Mississippi State
Duke
Gardner-Webb
at Clemson
Virginia
Florida State
at North Carolina
Miami
at Georgia
vs. Louisiana State

Rec	Yds	Avg	TD	LP	Rush	Yds	Avg	TD	LP
0	0	0	0	0	0	0	0.0	0	0
0	0	0	0	0	0	0	0.0	0	0
2	37	18.5	0	21	0	0	0.0	0	0
0	0	0.0	0	0	0	0	0.0	0	0
0	0	0.0	0	0	0	0	0.0	0	0
0	0	0.0	0	0	0	0	0.0	0	0
0	0	0.0	0	0	0	0	0.0	0	0
0	0	0.0	0	0	0	0	0.0	0	0
1	8	8.0	0	8	0	0	0.0	0	0
0	0	0.0	0	0	0	0	0.0	0	0
0	0	0.0	0	0	0	0	0.0	0	0
0	0	0.0	0	0	0	0	0.0	0	0

MORE FROM ZACH FISHER

Favorite movies of all-time: Taken; Shooter; Gladiator

Favorite meal: Steak and sweet potato

Favorite class taken at Georgia Tech: Spanish

Websites I like: Gatech.edu; Ramblinwreck.com; Facebook

Worst habit: Hitting the snooze button

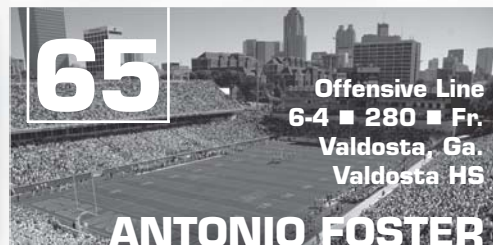
My first job: Lawn care

My dream date would be with: Megan Fox

My most prized possession: My faith

The best thing about Bobby Dodd Stadium: The skyline

I can do a great imitation of: Bear Grylls



A heavily-recruited offensive line prospect from tradition-rich Valdosta High School... keeps his head on a swivel and never takes a play off.

High School

Valdosta High School... played for coach Rick Tomberlin... AJC 5A first team all-state... ranked #27 for his position by Scout, #32 by Rivals and #27 by ESPN... also received offers from Florida State, Indiana, Miami (Fla.), Michigan State, Oklahoma State, South Carolina, South Florida and Tennessee... earned two varsity letters... played in the All-American Offense/Defense Bowl.

Personal

Full name is Antonio Terrell Foster... son of Terrell and Samantha... born Jan. 13, 1991 in Valdosta, Ga.... has two siblings – Devontae and Terrance... undecided on a major... began playing football at age six.



A walk-on who joined the team after classes began in August of 2008... has worked his way up the ranks and is expected to contribute on special teams and possibly as a reserve at linebacker in 2009.

2008

Joined the program in August and redshirted as a true freshman.

High School

Desert Mountain High School... earned three varsity letters... played offensive line and linebacker.

Personal

Full name is Austin Michael Flanary... parents are Michael and Torey Flanary... born Dec. 24, 1989... has one sister, Nicole... majoring in mechanical engineering... chose Georgia Tech because: "it is the best opportunity for education/future; the opportunity to play football in the ACC; the campus and surroundings."

MORE FROM AUSTIN FLANARY

Favorite movie of all-time: Apocalypse Now

Favorite meal: Eggs and strawberries

My first job: Personal training assistant

My dream date would be with: Amy Jo Johnson

My Bucket List includes: Driving a Formula 1 car

My most prized possession: Bunny slippers

My favorite spot in Atlanta: The Vortex

I can do a great imitation of: John Belushi

I can do this one thing better than almost anyone: Memorize trivial information



A non-scholarship player who should see considerable action on the offensive line in 2009.

2008

Redshirted as a true freshman... played on the scout team and showed solid potential.

High School

Played for Cherokee High School... earned four varsity letters... played center for coach Brian Dameron... served one year as team captain... named first team All-North Georgia... regional offensive line MVP... an honor roll student.

Personal

Given name is Zachary Lee Fraysier... parents are Lee and Teri Fraysier... was born in Jacksonville (Fla.) on December 15, 1989... has two sisters, Amber and Emily... majoring in economics... chose Georgia Tech because it is close to home... began playing football at age 12.

MORE FROM ZACH FRAYSIER

My most prized possession: My Jeep


The best thing about Bobby Dodd Stadium: The crowd

Most people don't know that I: Ski

I can do this one thing better than almost anyone: Snow ski



An athletic reserve in the secondary and a key member of special teams... began college career as a receiver who played sparingly as a redshirt freshman in 2006... moved over to defense prior to the start of the 2007 season... overcame an injured knee last season to have a solid year... one of only six scholarship seniors on the roster... received



his undergraduate degree in management in May... will play this season as a graduate student.

2008

Missed seven games due to an injured knee suffered at Boston College (Sept. 6)... returned from nearly a two-month layoff to play at North Carolina (Nov. 8)... played well off the bench in the Boston College game with two solo tackles and three total tackles... had three solo tackles vs. Jacksonville State (Aug. 28)... also played on a number of special teams... made one of the key plays in the T-Day Game when he intercepted a pass... also had a tackle-for-loss in that game.

2007

Saw action in all 12 regular season games, almost exclusively on special teams... credited with two tackles... made assisted tackles on special teams in road games at Virginia and Maryland.

2006

Back-up at wide receiver who had four receptions for 30 yards... caught passes against Samford (7 yds), Troy (5 yds), Virginia (8 yds) and Duke (10 yds)... credited with one tackle on special teams.

2005

Redshirted as a true freshman.

High School

Tabbed to the Top 50 in South Carolina by the Columbia State... also an honorable mention all-state selection by the Columbia State... caught 29 passes for 479 yards and five touchdowns in a run-oriented offense at Irmo High, which reached the state title game... team captain for coach Bob Hanna.

Personal

Full name is Martin David Frierson... parents are Rosalyn and Marvin Frierson... born April 20, 1987... graduated in May with a degree in management.

FRIERSON'S CAREER STATISTICS

Defense	G-GS	P-A	Tkl	TFL	Sck	FC	FR	Int	PB
2008	6-0	5-2	7	0	0	0	0	0	0
2007	12-0	0-2	2	0	0	0	0	0	0
2006	8-0	1-0	1	0	0	0	0	0	0
TOTAL	26-0	6-4	10	0	0	0	0	0	0
Receiving	G-GS	Rec	Yds	Avg	TD	LP			
2006	8-0	4	30	7.5	0	10			

CAREER HIGHS

Tackles: 3 vs. Jacksonville State, Aug. 28, 2008; 3 at Boston College, Sept. 6, 2008

2008 GAME-BY-GAME	P-A	TKL	TFL	SCK	FC	FR	INT	PB
Jacksonville State	3-0	3	0	0	0	0	0	0
at Boston College	2-1	3	0	0	0	0	0	0
at Virginia Tech	INJ							
Mississippi State	INJ							
Duke	INJ							
Gardner-Webb	INJ							
at Clemson	DNP							
Virginia	DNP							
Florida State	DNP							
at North Carolina	0-0	0	0	0	0	0	0	0
Miami	0-0	0	0	0	0	0	0	0
at Georgia	0-1	1	0	0	0	0	0	0
vs. Louisiana State	0-0	0	0	0	0	0	0	0

MORE FROM MARTIN FRIERSON

Favorite movies of all-time: The Program; Brown Sugar; Bad Boys

Favorite meal: Anything Italian

Favorite class taken at Georgia Tech: Personal Sales with Peter Vantine

Worst habit: Being passive

My first job: Scorekeeper at recreation league games

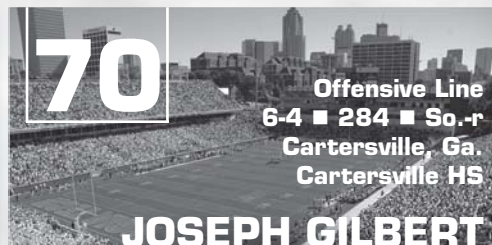
My dream date would be with: Keri Hilson

My Bucket List includes: Hit all the continents

The best thing about Bobby Dodd Stadium: Thursday night games and the Atlanta skyline

My favorite spot in Atlanta: My brother's house

I can do a great imitation of: Assistant coach Charles Kelly



Offensive Line
6-4 ■ 284 ■ So.-r
Cartersville, Ga.
Cartersville HS

JOSEPH GILBERT

The returning starter at right guard... was the youngest starter last season on an offensive line that led the ACC in rushing... getting competition in 2009 for the starting job... a hard-working lineman who needs to become more consistent.

2008

Started 12 of 13 games at right guard... helped Tech roll up 409 rushing yards at 13th-ranked Georgia (Nov. 29)... key in the Jackets rushing for 472 yards against No. 23 Miami (Nov. 20)... helped Tech rush for 326 yards at 19th-ranked North Carolina (Nov. 8)... helped Tech produce 454 yards of offense vs. Duke (Oct. 4)... key in Tech rushing for 438 yards and gaining 500 total yards vs. Mississippi State (Sept. 20)... made his first career start in the season opener vs. Jacksonville State (Aug. 28)... left the game because of a neck injury.

2007

Redshirted as a true freshman... played a key role on the scout team.

High School

Rated the No. 46 prospect in Georgia by Scout.com... named to the Atlanta Journal-Constitution's Top 50 in Georgia... Prep-Star all-region... honorable mention all-state (Class AAA)... two-time All-Bar-tow County... played in the Georgia North-South All-Star game... graded out at 90 percent his senior season with 36 pancake blocks and no sacks allowed... credited with 67 pancake blocks in his career... coached by Frank Barden at Cartersville High.

Personal

Full name is Phillip Joseph Gilbert... parents are Phillip and Jerri Gilbert ... born September 11, 1988... majoring in management.

MORE FROM JOSEPH GILBERT

Favorite movies of all-time: The Good, The Bad, and The Ugly

Favorite meal: Steak with mashed potatoes, baked beans and sweet tea

Favorite class taken at Georgia Tech: Business Law with Rubinfeld

My first job: Library page

My most prized possession: My phone

The best thing about Bobby Dodd Stadium: The Atlanta skyline

My favorite spot in Atlanta: Atlantic Station

I can do a great imitation of: Strength coach Eric Ciano



A-Back
5-7 ■ 175 ■ Fr.
Acworth, Ga.
Harrison HS

ROBERT GODHIGH

A true freshman invited walk-on who joined the program in August, 2009.

High School

Harrison High School... earned four varsity letters as a running back, cornerback and kick returner... served one year as team captain... also ran four years of track and wrestled for one season... helped lead football team to 2005 regional title... named all-state as a kick returner in 2008... the '08 county player of the year.



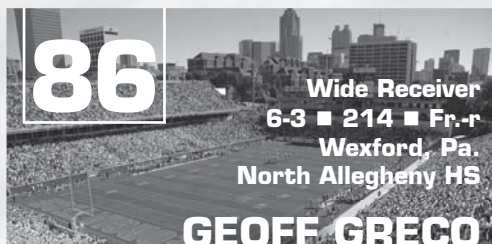
66 ■ 2009 GEORGIA TECH FOOTBALL FULL STEAM AHEAD



GRECO-GRIFFIN

Personal

Full name is Robert Alexander Godhigh III... has three siblings – Jamia, Ryan and Reese... considering a major in international affairs.



86

Wide Receiver
6-3 ■ 214 ■ Fr.-r
Wexford, Pa.
North Allegheny HS

GEOFF GRECO

A redshirt freshman walk-on at wide receiver... has good size and strength for his position... missed most of spring practice with an injury.

2008

Redshirted as a true freshman.

High School

North Allegheny (Pa.) High School... earned three letters in football for coach Art Walker... served one year as team captain... played quarterback, wide receiver, punter, punt returner, kick returner and safety... also ran track three years and basketball two years... led football team to the Quad North championship in 2007 and 2008... earned first team all-state honors as a punter as a junior... second team all-state as a senior wide receiver... elected to play in the Pennsylvania East-West Game but could not participate in the event... holds the school triple-jump record... played on the first school football team to go undefeated in a regular season in 20 years.

Personal

Given name is Geoffrey Robert Greco... parents are Anthony and Rebecca... born May 31, 1989 in Pittsburgh, Pa... previously lived in Allentown, Pa... majoring in management... chose Tech because of the academics, the opportunity and football.

MORE FROM GEOFF GRECO

Favorite movie of all-time: Superbad

Favorite class taken at Georgia Tech: History

Worst habit: Not checking my e-mail

My first job: Working on a farm

My dream date would be with: Jessica Simpson

My Bucket List includes: Going to China

The best thing about Bobby Dodd Stadium: The fans

Most people don't know that I: Take at least two showers every day



54

Linebacker
5-11 ■ 230 ■ Sr.
Blair, S.C.
Fairfield Central HS

SEDRIC GRIFFIN

A senior leader on the Yellow Jacket defense... one of just six scholarship seniors on the roster... could be one of the better linebackers in the ACC... coming off an outstanding season in which he began the year as a back-up and emerged as Tech's most consistent linebacker... compensates for lack of height with good speed, strong instincts, and he enjoys contact.

2008

One of Tech's biggest surprises... played in the Chick-fil-A Bowl despite suffering a left knee injury in the Nov. 20 Miami game... missed the Georgia game (Nov. 29)... Tech's fourth-leading tackler (53)... had 8.0 tackles-for-loss and 3.0 sacks... led all Tech linebackers in TFLs... started 11 games at outside linebacker... a member of many special teams... tied for the team lead with six tackles at North Carolina (Nov. 8)... recorded a sack and three tackles-for-loss in the win over Florida State (Nov. 1)... had six tackles, five solo tackles and a tackle-for-loss vs. Virginia (Oct. 25)... recorded two tackles-for-loss and Tech's only sack at Clemson (Oct. 18)... led Tech in tackles with five, 2.5 tackles-for-loss and 1.0 sacks vs. Duke (Oct. 4)... led all defenders with eight tackles, including five solo tackles and a tackle-for-loss, vs. Mississippi State (Sept. 20)... recorded five tackles at Virginia Tech (Sept. 13)... made the most of first career start

at Boston College (Sept. 6)... earned nine tackles, including five solos, against the Eagles... had three tackles and broke up a pass vs. Jacksonville State (Aug. 28).

2007

Saw action in 11 games including the Humanitarian Bowl... recorded four tackles including two solo tackles... had an assisted tackle in the season opener at Notre Dame (Sept. 1)... credited with solo tackles at Maryland (Oct. 6) and vs. Army (Oct. 20)... missed all of spring practice in 2007 after sustaining a broken bone in his leg in the Toyota Gator Bowl.

2006

Played in every game as a true freshman on special teams, and also saw action on defense in wins vs. Samford, Troy and Duke... totalled 11 tackles on the season... made three tackles vs. Duke... had a tackle for loss vs. Samford.

High School

Rated the No. 21 player in South Carolina by Scout.com and No. 23 by Rivals.com... made a name for himself in the North Carolina-South Carolina Shrine Bowl all-star game... three-time all-region selection... totalled 156 tackles, including 103 solos, with 27 tackles-for-loss, five sacks and three interceptions as a senior... set school record with 204 tackles as a junior... had 22 tackles in one game... four-year letterwinner and two-time team captain for coach Reggie Kennedy at Fairfield Central High, which he led to back-to-back region titles... also lettered in track.

Personal

Full name is Sedric D' Juan Griffin... mother is Sharon LaRhonda Griffin... married to Ashlyn... born January 14, 1988... majoring in management... has battled a medical condition called Empyema since childhood.

GRIFFIN'S CAREER STATISTICS

Year	GGS	P-A	Tkl	TFL	Sck	FC	FR	Int	PB
2008	12-11	31-22	53	8.0-33	3.0-22	0	0	0	1
2007	11-0	2-2	4	0	0	0	0	0	0
2006	14-0	8-3	11	1.0-3	0	0	0	0	0
TOTAL	37-11	41-27	68	9.0-36	3.0-22	0	0	0	1

CAREER HIGHS

Tackles: 9 at Boston College, Sept. 6, 2008

TFL: 2.5 vs. Duke, Oct. 4, 2008

Sacks: 1.0, three times

2008 GAME-BY-GAME

	P-A	TKL	TFL	SCK	FC	FR	INT	PB
Jacksonville State	0-3	3	0	0	0	0	0	1
at Boston College*	5-4	9	0	0	0	0	0	0
at Virginia Tech*	2-3	5	0	0	0	0	0	0
Mississippi State*	5-3	8	1.0-1	0	0	0	0	0
Duke*	4-1	5	2.5-11	1.0-8	0	0	0	0
Gardner-Webb*	0-2	2	0.5-3	0.0	0	0	0	0
at Clemson*	2-2	4	2.0-7	1.0-6	0	0	0	0
Virginia*	5-1	6	1.0-3	0	0	0	0	0
Florida State*	3-0	3	1.0-8	1.0-8	0	0	0	0
at North Carolina*	4-2	6	0	0	0	0	0	0
Miami*	0-0	0	0	0	0	0	0	0
at Georgia	INJ							
vs. Louisiana State*	1-1	2	0	0	0	0	0	0

MORE FROM SEDRIC GRIFFIN

Favorite movie of all-time: Transformers

Websites I like: AJC.com; Ramblinwreck.com; Facebook.com

My first job: Cashier at KFC

My dream date would be with: Halle Berry and Keyshia Cole

My Bucket List includes: To fly a plane and go deep-sea diving

My most prized possession: My shoes

The best thing about Bobby Dodd Stadium: The dancing the fans do

Most people don't know that I: Am a pretty good cook

I can do a great imitation of: Rasputin (Norbit)

I can do this one thing better than almost anyone: Wii Tennis



12 CONSECUTIVE BOWL APPEARANCES ■ RAMBLINWRECK.COM



97

Defensive End
6-3 ■ 254 ■ Jr.-r
Hawkinsville, Ga.
Hawkinsville HS

ROBERT HALL

Enters the 2009 season as a leading candidate to start at defensive end... was the back-up to Michael Johnson all of the 2008 season... coming off a very good spring... has yet to start a game but has played in 30 career contests.

2008

Saw action in every game... had 13 tackles and 1.5 tackles-for-loss... forced and recovered fumbles... recorded two tackles vs. LSU in the Chick-fil-A Bowl (Dec. 31)... had a pair of tackles in the win over No. 23 Miami (Nov. 20)... recorded a tackle-for-loss and recovered a fumble at Clemson (Oct. 18)... made one tackle vs. Virginia (Oct. 25), Gardner-Webb (Oct. 11) and Mississippi State (Sept. 20)... came off the bench to stop a rusher for no gain at Boston College (Sept. 6)... had three tackles including a half-tackle-for-loss and also forced a fumble against Jacksonville State (Aug. 28).

2007

Saw action in just three regular season games because of injury... played in the first two games of the season - vs. Notre Dame and Samford - and later in the year at Duke (Nov. 10).

2006

Played in every game on special teams as a true freshman... saw his most significant action at defensive end in the second half of Tech's win over Duke, when he had three tackles, including a sack for a six-yard loss... also played on defense in the second half against Samford... credited with seven tackles on the season.

High School

Tabbed to the Atlanta Journal-Constitution's Top 50 in Georgia... first-team all-state selection (Class A) by the Atlanta J-C as a senior after earning honorable mention all-state honors as a junior... the No. 44 prospect in Georgia (Rivals.com)... tabbed to the Scout.com Georgia Hot 100... helped Hawkinsville High to two state titles (2003-04) and three straight region crowns (2003-04-05)... team captain for coach Lee Campbell... missed four games his senior year but still had 51 tackles, 10 TFLs and five sacks... added 92 tackles with 31 TFL, 10 sacks and two blocked punts as a junior... school-record five sacks in one game... played in Georgia North-South All-Star Game.

Personal

Full name is Robert Louis Hall, Jr. ... parents are Robert Hall, Sr., and Patricia Nelson... born January 23, 1987 in Frankfurt, Germany... majoring in management.

CAREER STATISTICS

Year	G-GS	P-A	Tkl	TFL	Sck	FC	FR	Int	PB
2008	13-0	7-6	13	1.5-5	0	1	1	0	0
2007	3-0	0	0	0	0	0	0	0	0
2006	14-0	8-0	8	1.0-6	1-6	0	0	0	0
TOTAL	30-0	15-6	21	2.5-11	1-6	1	1	0	0

CAREER HIGHS

Tackles: 3 vs. Duke, Nov. 18, 2006; 3 vs. Jacksonville State, Aug. 28, 2008

Sacks: 1 vs. Duke, 2006

TFL: 1 vs. Duke, 2006, 1 vs. Clemson, Oct. 18, 2008

FR: 1 vs. Clemson, Oct. 18, 2008

2008 GAME-BY-GAME

	P-A	TKL	TFL	SCK	FC	FR	INT	PB
Jacksonville State	1-2	3	0.5-4	0	1	0	0	0
at Boston College	1-0	1	0	0	0	0	0	0
at Virginia Tech	0-0	0	0	0	0	0	0	0
Mississippi State	0-1	1	0	0	0	0	0	0
Duke	0-0	0	0	0	0	0	0	0
Gardner-Webb	1-0	1	0	0	0	0	0	0
at Clemson	1-1	2	1.0-1	0	0	1	0	0
Virginia	1-0	1	0	0	0	0	0	0
Florida State	0-0	0	0	0	0	0	0	0
at North Carolina	0-0	0	0	0	0	0	0	0
Miami	1-1	2	0	0	0	0	0	0
at Georgia	0-0	0	0	0	0	0	0	0
vs. Louisiana State	1-1	2	0	0	0	0	0	0

MORE FROM ROBERT HALL

Favorite movie of all-time: Forrest Gump

Favorite meal: Macaroni and cheese

Favorite class taken at Georgia Tech: Market Research

My first job: Assistant at Batts Drug Store

My dream date would be with: Lilly Woods

My most prized possession: '68 Buick Riviera

Most people don't know that I: Was born in Germany and lived there nine years

My favorite spot in Atlanta: Lenox Square



4

Quarterback/RB
5-11 ■ 160 ■ So.-r
Hawkinsville, Ga.
Hawkinsville HS

JIM HENRY

A walk-on with many family ties to Georgia Tech... has bounced back and forth between quarterback and A-back... plays a key role on the scout team... rushed twice and completed one pass in the spring game.

2008

Saw first action of career when he played on Tech's final offensive series vs. Duke (Oct. 4).

2007

Did not see game action and redshirted.

High School

Played four years of football and baseball at Hawkinsville High School... played football under coach Lee Campbell and baseball under Kyle Longford... helped the football team win state championships in 2003 and 2004... honorable mention all-state in 2006... team MVP of the offense in 2006 and was voted best offensive back in 2005.

Personal

Son of Mike and Barbara Henry... given name is James Michael Henry... born Feb. 18, 1989 in Hawkinsville, Ga. ... has two sisters - Rebecca and Betsy... majoring in management... chose Georgia Tech because he grew up a huge Yellow Jacket fan and most of his family attended Tech.

MORE FROM JIM HENRY

Favorite movies of all-time: Boogie Nights; Friday Night Lights; Varsity Blues

Favorite meal: Three dozen raw oysters, boiled shrimp, fries

Websites I like: Ramblinwreck.com; Facebook, AJC.com; hhsreddevils.com

Worst habit: The tanning bed

My Bucket List includes: Become a college coach; marrying happily; Vegas

The best thing about Bobby Dodd Stadium: Running out behind the Wreck

My favorite spot in Atlanta: Bobby Dodd Stadium on a fall Saturday afternoon

I can do a great imitation of: Axl Rose



72

Defensive Line
6-4 ■ 299 ■ Sr.-r
Atlanta, Ga.
Douglass HS

JASON HILL

Moved from the offensive line to the defensive line in the spring... served as a reserve on the offensive line the past three seasons... began career and was recruited as a defensive lineman before moving to the offensive line midway through the 2005 season... one of six scholarship seniors on the roster.

2008

A reserve on the offensive line... saw action in the Chick-fil-A Bowl (Dec. 31), at No. 13 Georgia (Nov. 29) and vs. No. 23 Miami (Nov. 20)... saw limited action at 19th-ranked North Carolina (Nov. 8), vs. Florida State (Nov. 1), at Clemson (Oct. 18) and against Virginia (Oct. 25)... recorded a tackle on an interception at UNC... saw second-half action



68 ■ 2009 GEORGIA TECH FOOTBALL FULL STEAM AHEAD



HILL-HOWARD



vs. Duke (Oct. 4) and Mississippi State (Sept. 20)... came off the bench to see considerable action in the season opener vs. Jacksonville State (Aug. 28).

2007

Played in four regular season games... came on strong at the end of the season and played in the final two regular season games vs. North Carolina and Georgia... also saw action in wins over Samford and Army.

2006

Saw action in the second half of Georgia Tech's win over Samford.

2005

Redshirted as a true freshman.

High School

Two-way lineman who was a first-team all-area and honorable mention all-state (Class AAAA) by the Atlanta Journal-Constitution... All-region selection by the PrepStar pre-season magazine... three-year starter for coach Gary Cantrell at Douglass High... one of eight Division I signees on his high school team... graded out 95 percent with 68 pancake blocks as a senior... also lettered in basketball... member of the National Honor Society.

Personal

Full name is Jason Lomar Hill... parents are Yvonne and Jimmy Hill... born December 13, 1986... majoring in management.

MORE FROM JASON HILL

Favorite movie of all-time: Paid in Full

Favorite meal: Chicken Alfredo

My first job: Working at Six Flags

My dream date would be with: Lauren London

My most prized possession: My necklace

The best thing about Bobby Dodd Stadium: The emotion



57

Defensive Tackle

6-0 ■ 205 ■ Fr.

Newnan, Ga.

Newnan Christian HS

ROBERT HOGAN III

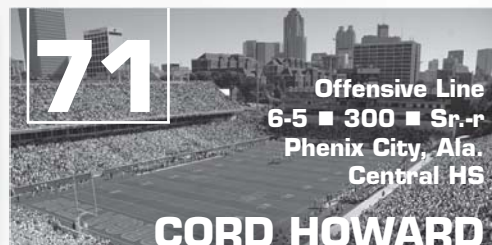
A non-scholarship player who joined the team in the spring.

High School

Newnan Christian High School... played three seasons of football under coach Doug Anderson... played fullback and linebacker, earning three letters and serving as team captain two years... played three seasons of basketball and four seasons of baseball... football team MVP in 2008... was class valedictorian, a member of the honor society and a four-year member of the honor roll.

Personal

Full name is Robert Baxter Hogan III... son of Robert, Jr. and Melissa Hogan... born Aug. 19, 1990 in Newnan, Ga... has two brothers, John and Joe... majoring in building construction... can play the piano... began playing football at age 10... involved in charity work through the Student Construction Association.



71

Offensive Line

6-5 ■ 300 ■ Sr.-r

Phenix City, Ala.

Central HS

CORD HOWARD

■ 2008 Second Team All-ACC

Really blossomed last season after moving from tackle to guard... emerged as a second team All-ACC selection... the most experienced returner on the offensive line... has good size... one of just six scholarship seniors on the roster... missed part of spring drills with a hand injury.

2008

Started every game, including 12 at left guard and one at right guard... helped Tech lead the ACC and rank third nationally in rushing offense... helped Tech rush for 409 yards at 13th-ranked Georgia (Nov. 29)... was key in the Jackets rolling up 472 rushing yards against Miami (Nov. 20)... graded out best among Tech's linemen in the Florida State game (Nov. 1)... key in the Jackets rushing for 438 yards vs. Mississippi State (Sept. 20)... helped Tech produce 484 yards of total offense vs. Jacksonville State (Aug. 28).

2007

Saw action in the final 10 games of the season and took over as a starter at right tackle for the last six contests of 2007... instrumental in Georgia Tech leading the ACC in rushing offense and ranking among the league leaders in fewest sacks allowed... missed spring practice in 2007 to recover from offseason surgery.

2006

Playing time increased as the season progressed... saw most of his late-season playing time at guard.

2005

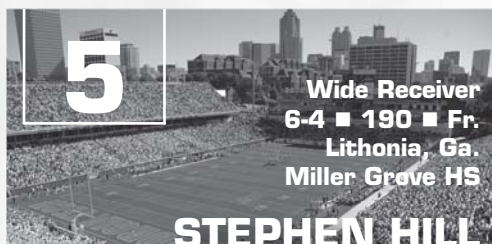
Redshirted as a true freshman.

High School

All-East Alabama selection... named to the All-Bi-Cities team by the Columbus Ledger-Enquirer... top offensive lineman for coach Ron Nelson at Central High School... played in the Alabama-Mississippi all-star game.

Personal

Full name is Cordaro Jerome Howard... born July 2, 1987... parents are Ulanda Howard and Willie Jones... majoring in history, technology and science.



5

Wide Receiver

6-4 ■ 190 ■ Fr.

Lithonia, Ga.

Miller Grove HS

STEPHEN HILL

Has great size and uses it well to seal smaller defenders, and has exceptional hands... shows outstanding speed for a player his size, both on the track and on the field, and gets in the end zone in a hurry... a good down-field blocker.

High School

Miller Grove High School... AJC and GHSA 4A honorable mention all-state... ranked #23 for his position by Scout, #99 by Rivals and #92 by ESPN... in 2008, had 30 receptions for 577 yards and 8 touchdowns on a team that went 3-7... also had touchdowns on a 95-yard kickoff return and a 68-yard fumble return... was a standout at the Under Armour/Scout.com Combine in Atlanta in June, 2008 where he ran a 4.4 in the 40... had 24 receptions for 500 yards with eight touchdowns in 2007... played for coach Jasper Jewell, earning three letters in football as a receiver and kick and punt returner... team MVP and earned all-region honors in 2008... also played basketball and ran track... set the state record in the long jump (25 feet, 8 and 3/4 inches)... high school classmate of Yellow Jacket basketball signee Mfon Udofia.

Personal

Chose Georgia Tech because of the academics, athletics and it is close to home... also received offers from Georgia, Boston College, Miami (Ohio), Mississippi State, North Carolina, UAB and UCF... full name is Stephen Trevon Hill... son of Henry and Karen Hill... has one sibling, Kayla... born April 25, 1991 in Tucker, Ga... comes from an athletic family... father, Henry, played basketball at Lake City College... has three cousins who played college sports.

**MORE FROM CORD HOWARD**

Favorite movie of all-time: House Party

Favorite meal: Hot dogs

Favorite class taken at Georgia Tech: Economics

My first job: Subway

My dream date would be with: Beyonce and her sister

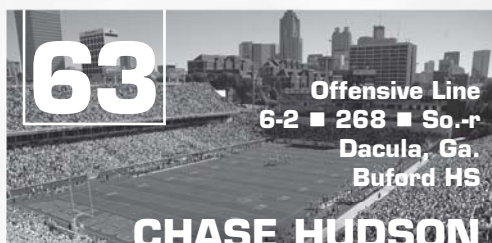
My Bucket List includes: Skydiving, flying a plane

The best thing about Bobby Dodd Stadium: The fans

Most people don't know that I: Am a great singer

I can do a great imitation of: Bernie Mac

I can do this one thing better than almost anyone: Trash talk



A non-scholarship offensive lineman... provides some depth to a thin offensive line.

2008

Did not see any game action.

2007

Redshirted as a true freshman.

Personal

Full name is Tyler Chase Hudson... team nickname is "Butters"... parents are Darren and Tina Hudson... born June 1, 1989... majoring in International Affairs.

MORE FROM CHASE HUDSON

Favorite movie of all-time: Good Will Hunting

Favorite class taken at Georgia Tech: Great Power Relations

My first job: Working at Smoothie King

My dream date would be with: Kate Hudson

My Bucket List includes: Driving a race car

My most prized possession: My flat screen TV

The best thing about Bobby Dodd Stadium: The adrenaline rush

I can do this one thing better than almost anyone: Play the movie game



- 2008 ACC Defensive Rookie of the Year (ACC Sports Journal)
- 2008 Honorable Mention Freshmen All-America (College Football News)

A cerebral linebacker who started 10 games last season... a versatile performer who can play inside or outside... coming off a very productive redshirt freshman season in which he earned a pair of honors – the ACC Sports Journal named him the ACC Defensive Rookie of the Year and College Football News selected him honorable mention Freshman All-America... part of an outstanding freshman class of 2007.

2008

Started the season opener at outside linebacker, then moved to inside linebacker in Game 2 after Brad Jefferson went down with an injury... remained as the starter at ILB through game 9 before coming off the bench at North Carolina (Nov. 8)... missed one game (Mississippi State) with a sore Achilles... ranked third on the team in tackles (61) and third on the team in solo tackles (35)... had 1.5 tackles-for-loss... had seven tackles including four solos vs. Virginia (Oct. 25)... recorded a career-high 13 tackles, including a tackle-for-loss, at Virginia Tech (Sept. 13)... had nine tackles, including six solo

tackles, at Boston College (Sept. 6)... had five total tackles – vs. Jacksonville State (Aug. 28).

2007

Redshirted the season as a true freshman.

High School

Named to the Atlanta Journal-Constitution Top 50 in Georgia... rated the No. 40 prospect in the state by Rivals and No. 41 by Scout.com... a Top 50 in Georgia pick by the Macon Telegraph... honorable mention all-state selection in Class AAAAA... two-time all-region and all-area... coached by Mike McDonald at Union Grove High... made 91 tackles in 10 games as a senior, with five tackles for loss, 3.5 sacks, 10 quarterback pressures, four forced fumbles, one fumble recovery and one blocked field goal... added 110 tackles as a junior with 28 tackles for loss, 6.5 sacks, 12 pressures, two interceptions, seven forced fumbles, four fumble recoveries and a blocked punt.

Personal

Full name is Kyle Ryan Jackson... parents are Ray and Beverly Jackson... born March 8, 1989... majoring in management.

CAREER HIGHS

Tackles: 13 at Virginia Tech, Sept. 13, 2008

TFL: 1.0 at Virginia Tech, Sept. 13, 2008

JACKSON'S CAREER STATISTICS

Year	G-GS	P-A	Tkl	TFL	Sck	FC	FR	Int	PB
2008	12-10	35-26	61	1.5-5	0	0	0	0	0

2008 GAME-BY-GAME

	P-A	TKL	TFL	SCK	FC	FR	INT	PB
Jacksonville State*	3-2	5	0	0	0	0	0	0
at Boston College*	6-3	9	0	0	0	0	0	0
at Virginia Tech*	2-11	13	1.0-4	0	0	0	0	0
Mississippi State	INJ							
Duke*	2-1	3	0	0	0	0	0	0
Gardner-Webb*	4-0	4	0	0	0	0	0	0
at Clemson*	2-2	4	0	0	0	0	0	0
Virginia*	4-3	7	0	0	0	0	0	0
Florida State*	3-1	4	0.5-1	0	0	0	0	0
at North Carolina	2-2	4	0	0	0	0	0	0
Miami*	3-0	3	0	0	0	0	0	0
at Georgia*	2-1	3	0	0	0	0	0	0
vs. Louisiana State	2-0	2	0	0	0	0	0	0

MORE FROM KYLE JACKSON

Favorite movies of all-time: Friday; Napoleon Dynamite

Favorite meal: Pot roast and macaroni and cheese

Favorite class taken at Georgia Tech: Business Law

Worst habit: Perfectionist – I plan everything

My first job: Cook at Shane's Rib Shack

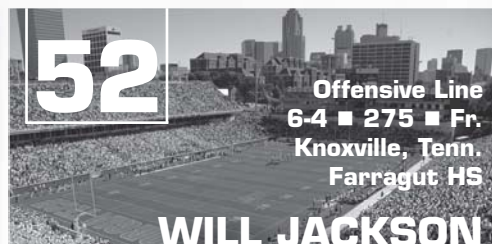
My dream date would be with: Stacy Dash

My Bucket List includes: Owning a restaurant

Most people don't know that I: Write poetry

I can do a great imitation of: Jason Snider (director of football operations)

I can do this one thing better than almost anyone: Cook (I'm a chef)



Athletic and aggressive player with good size... played on both the offensive and defensive line in high school... a good student who made the academic honor roll in high school, maintaining a 3.75 GPA.

High School

Farragut High School... Scout.com 3-star recruit... the No. 8 guard in the nation



70 ■ 2009 GEORGIA TECH FOOTBALL FULL STEAM AHEAD



JARRY-JEFFERSON

(ESPN.com), No. 26 by Scout.com... a finalist for 5A linemen Mr. Football award as a senior... first team 5A all-state in 2008... as a junior, earned first team all-state, all-county, all-region, all-city and All-East Tennessee honors... played in Tennessee's East-West All-Star Game and served as a team captain... coached by Eddie Courtney, earning four letters... led Farragut to a regional championship in 2007.

Personal

Chose Georgia Tech because of the education, the relationship with the coaches and players, the potential to play early and the ability to compete for championships... also received offers from Ole Miss, Vanderbilt, Wake Forest and West Virginia... son of Steve and Janet Jackson... full name is William Patrick Jackson... born August 13, 1990 in Athens, Ga... a left-hander... has two siblings, Thomas and Sarah... began playing football in the seventh grade... considering a major in management.



A true freshman invited walk-on who joined the program in August, 2009.

High School

North Gwinnett High School... earned three varsity letters under coach Bob Spire... served one year as team captain... Gwinnett County Receiver of the Year as a senior... helped lead team to state quarterfinals twice and the 5A finals as a senior... holds Gwinnett County record for career receptions (137).

Personal

Full name is Tyler Adam Jarry... parents are Steve and Kimberly... born June 8, 1991 in Nashville, TN... has two siblings - Ryan and Chad.



A veteran reserve in the secondary and a member of special teams... a versatile player who has seen time at cornerback and safety... has played in 20 career games with one start... has battled various injuries over the last two years.

2008

Played in every game, mostly on special teams... recorded eight tackles on the season, including six solo, and one pass break-up... made his first career start against 16th-ranked Florida State (Nov. 1) when the Jackets opened in the nickel package... saw significant action vs. Virginia (Oct. 25)... had four tackles against the Cavaliers... enjoyed a solid game vs. Mississippi State (Sept. 20) with three solo tackles and a pass break-up... worked at the rover and cornerback in August... missed all of spring drills with an injured shoulder that he feared would keep him out part of the fall.

2007

Played in seven regular season games, seeing most of his action on special teams... credited with three tackles on the season... saw action at safety and on special teams vs. Samford (Sept. 8)... had two total tackles against the Bulldogs... had an assisted tackle at Maryland (Oct. 6)... played in six consecutive games from Sept. 29 to Nov. 10.

2006

Redshirted as a true freshman.

High School

Honorable mention all-state selection in Class AAA by the Atlanta Journal-Constitution... first-team all-county by the DeKalb Neighbor and the DeKalb County Coaches Association... rated among the Top 100 players in the state by the Scout.com... three-year let-

terwinner for coach James Teter at Dunwoody High School... rushed for 400 yards and six touchdowns, returned a kickoff for a touchdown and made 70 tackles and three interceptions... region champion in the 300-meter hurdles as a junior... Honor Band member, playing the baritone saxophone.

Personal

Full name is DeRon Miguel Jasper... son of Travis Jasper and Dena Bishop... born February 4, 1988... father and uncle participated in track and field at Stanford... father is a physician... majoring in management.

JASPER'S CAREER STATISTICS

Year	G-GS	P-A	Tkl	TFL	Sck	FC	FR	Int	PB
2008	13-1	6-2	8	0	0	0	0	0	1
2007	7-0	1-2	3	0	0	0	0	0	0
TOTAL	20-1	7-4	11	0	0	0	0	0	1

CAREER HIGHS

Tackles: 4 vs. Virginia, Oct. 25, 2008 Pass Break-ups: 1 vs. Mississippi State, Sept. 20, 2008

2008 GAME-BY-GAME

	P-A	TKL	TFL	SCK	FC	FR	INT	PB
Jacksonville State	0-0	0	0	0	0	0	0	0
at Boston College	0-0	0	0	0	0	0	0	0
at Virginia Tech	0-1	1	0	0	0	0	0	0
Mississippi State	3-0	3	0	0	0	0	0	1
Duke	0-0	0	0	0	0	0	0	0
Gardner-Webb	0-0	0	0	0	0	0	0	0
at Clemson	0-0	0	0	0	0	0	0	0
Virginia	3-1	4	0	0	0	0	0	0
Florida State*	0-0	0	0	0	0	0	0	0
at North Carolina	0-0	0	0	0	0	0	0	0
Miami	0-0	0	0	0	0	0	0	0
at Georgia	0-0	0	0	0	0	0	0	0
vs. Louisiana State	0-0	0	0	0	0	0	0	0

MORE FROM DeRON JASPER

Favorite movie of all-time: Any Given Sunday

Favorite class taken at Georgia Tech: Sociology

My first job: Domino's delivery

My dream date would be with: Halle Berry

The best thing about Bobby Dodd Stadium: The game day atmosphere

Most people don't know that I: am a saxophonist



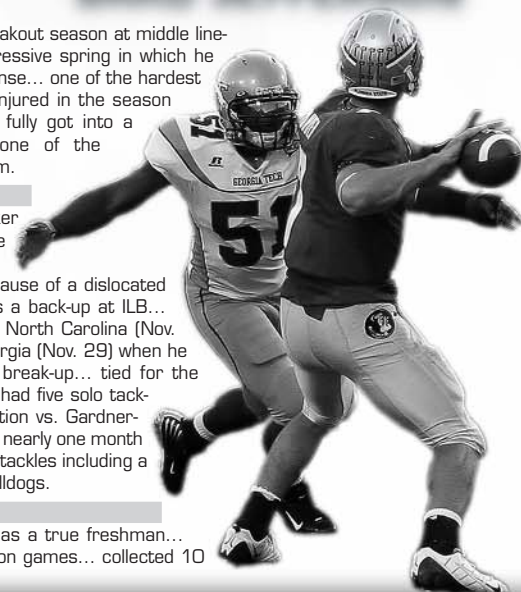

Could be embarking on a breakout season at middle linebacker... coming off an impressive spring in which he emerged as a leader on defense... one of the hardest hitters on the team... was injured in the season opener in 2008 and never fully got into a rhythm after returning... one of the strongest players on the team.

2008

Started at inside linebacker when healthy... was the starter in the season opener then missed four games because of a dislocated wrist... spent four games as a back-up at ILB... resumed his starting role at North Carolina (Nov. 8)... returned to form at Georgia (Nov. 29) when he had six tackles and a pass break-up... tied for the team lead in tackles (6) and had five solo tackles at UNC... returned to action vs. Gardner-Webb (Oct. 11) after missing nearly one month of action... had a pair of solo tackles including a tackle-for-loss against the Bulldogs.

2007

Made an immediate impact as a true freshman... played in all 12 regular season games... collected 10





tackles on the season including five solo tackles... recorded a solo tackle in the season opener at Notre Dame (Sept. 1)... played extremely well in the win over Clemson (Sept. 29) with three total tackles including one unassisted... had two solo tackles in the win over Army (Oct. 20).

High School

The nation's No. 19 middle linebacker, according to Rivals, and No. 12 weakside linebacker by Scout.com... ranked among the Top 30 prospects in Georgia by Rivals (No. 26) and Scout.com (No. 26)... named to the Atlanta Journal Constitution Top 50 in Georgia, as well as the Macon Telegraph Georgia Top 50... first-team all-state in Class A as a senior and honorable mention as a junior... had 78 tackles with 12 tackles-for-loss and eight sacks as a senior... caused four fumbles and recovered five, including one for a touchdown... blocked a punt for a TD... on offense he had 32 rushing attempts for 196 yards and one touchdown, and 12 receptions for 235 yards and two TDs, plus three two-point conversions... coached by Bill Bonds at Johnson County High.

Personal

Full name is Brad Jarrell Jefferson... nickname is "Gladiator"... parents are Brady and Sylvia Jefferson... born March 22, 1989... majoring in management.

JEFFERSON'S CAREER STATISTICS

Year	G-GS	P-A	Tkl	TFL	Sck	FC	FR	Int	PB
2008	9-3	16-8	24	1.0-1	0	0	0	0	1
2007	12-0	5-5	10	0	0	0	0	0	0
TOTAL	21-3	21-13	34	1.0-1	0	0	0	0	1

CAREER HIGHS

Tackles: 6 at North Carolina, Nov. 8, 2008; 6 at Georgia, Nov. 29, 2008

TFL: 1.0 vs. Gardner-Webb, Oct. 11, 2008

PB: 1 at Georgia, Nov. 29, 2008

2008 GAME-BY-GAME

	P-A	TKL	TFL	SCK	FC	FR	INT	PB
Jacksonville State*	2-1	3	0	0	0	0	0	0
at Boston College	INJ							
at Virginia Tech	INJ							
Mississippi State	INJ							
Duke	INJ							
Gardner-Webb	2-0		1.0-1	0	0	0	0	0
at Clemson	1-1	2	0	0	0	0	0	0
Virginia	0-0	0	0	0	0	0	0	0
Florida State	0-0	0	0	0	0	0	0	0
at North Carolina*	5-1	6	0	0	0	0	0	0
Miami	2-0	2	0	0	0	0	0	0
at Georgia	2-4	6	0	0	0	0	0	1
vs. Louisiana State*	2-1	3	0	0	0	0	0	0

MORE FROM BRAD JEFFERSON

Favorite movie of all-time: Blue Hill Avenue

Favorite class taken at Georgia Tech: Military Science

Websites I like: Myspace

The best thing about Bobby Dodd Stadium: Playing in front of our fans

Most people don't know that I: Can free-style

I can do a great imitation of: Demaryius Thomas

I can do this one thing better than almost anyone: Sleep

MORE FROM MIKE JOHNSON

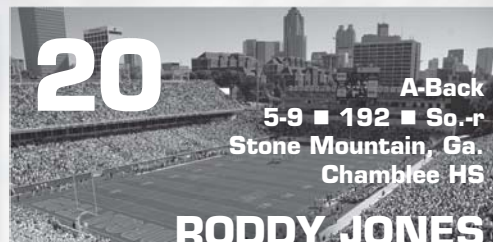
Favorite meal: Breakfast (eggs and pancakes)

Websites I like: addictinggames.com

My dream date would be with: My girlfriend

The best thing about Bobby Dodd Stadium: It's the best stadium ever

Most people don't know that I: Bowled a 300



- 2008 AT&T All-America National Player of the Week (Dec. 4)
- 2008 ACC Offensive Back of the Week (Dec. 1)
- 2008 ESPN Helmet Sticker (Nov. 29)

A returning starter at A-back where he is a weapon as a ball-carrier, receiver and kick returner... suffered a dislocated wrist in June while lifting weights and is hopeful of being ready by the season opener... came on strong late last season with 311 rushing yards over the last two regular season games... a speedy, shifty rusher who makes opponents pay when they focus on Jonathan Dwyer... his 214 rushing yards in the win at Georgia will long be remembered by Yellow Jacket fans and earned him three different individual honors... has developed into a very solid blocker, which is key in Paul Johnson's option-based offense... a very intelligent player whose size and physical attributes are ideal for the A-back position... Tech's leader when it comes to doing volunteer work in the community.

2008

A redshirt freshman starter at A-back who enjoyed great success down the stretch... Tech's most productive A-back... Tech's second-leading rusher with 690 yards on just 81 carries... his rushing average (8.5 yards per attempt) was one of the highest among all FBS players... rushed for four touchdowns and had five total TDs... Tech's third-leading receiver with 155 yards on eight receptions (19.4 yards per reception)... Tech's primary kick returner... averaged 23.6 yards on 15 kick returns and 8.8 yards on six punt returns... averaged 96.3 all-purpose yards per game, which ranked 10th in the ACC... named the AT&T All-America National Player of the Week for his unforgettable performance in the regular season finale at Georgia (Nov. 29)... rushed for a career-high 214 yards and two touchdowns on just 13 carries against the Bulldogs... his 54-yard touchdown run in the fourth quarter, when he tight-roped down the 'Dawg sideline, gave Tech a 10-point lead... had a ridiculous 312 all-purpose yards on the day... rushed for a then-career-best 97 yards on seven carries (13.9 yards per attempt) and had three kick returns for 51 yards in the win over No. 23 Miami (Nov. 20)... recorded six carries for 56 yards and two receptions for 20 yards at North Carolina (Nov. 1)... had kickoff returns of 46 and 29 yards and rushed four times for 39 yards in the win over Florida State (Nov. 1)... rushed for 75 yards on 11 carries, a 29-yard punt return, a 24-yard kickoff return and 162 all-purpose yards vs. Virginia (Oct. 25)... had a 35-yard pass reception from Josh Nesbitt at Clemson (Oct. 18)... rushed for a touchdown in the win over Duke (Oct. 4)... caught a 41-yard touchdown pass - his first career TD reception - from Josh Nesbitt and ran four times for 28 yards at Virginia Tech (Sept. 13).

2007

Redshirted as a true freshman.

High School

Rated as high as No. 19 in Georgia by SuperPrep, as well as No. 28 by Scout.com and



A non-scholarship player who should get an opportunity to contribute in 2009... has good size and a year of Tech's offensive system under his belt... missed part of spring drills with a shoulder injury.

2008

Redshirted as a true freshman.

High School

Stephenson High School in Stone Mountain, Ga... played three seasons of football for coach Ron Gartrell.

Personal

Full name is Michael J. Johnson... parents are William and Ellen... born Sept. 18, 1990 in Brooklyn, N.Y... has two siblings, William and Michelle... inspired to play football by his brother... a Dean's List student... majoring in building construction.



72 ■ 2009 GEORGIA TECH FOOTBALL FULL STEAM AHEAD



KEITH-KRISH

No. 34 by Rivals... Scout.com ranked him No. 36 in the nation among all running backs, while Rivals put him at No. 39 ... tabbed to the Atlanta Journal Constitution Top 50 in Georgia... a Top 50 in Georgia selection by the Macon Telegraph... first-team all-state in Class AAA as a senior after earning honorable mention all-state honors as a sophomore and junior in Class AAAA... MVP of the Georgia North-South All-Star game... the all-time leading rusher in DeKalb County with 5,055 yards and 76 touchdowns... led the county as a senior with 1,776 yards rushing (177.6 per game) and 33 touchdowns; his total second in Metro Atlanta only to fellow Tech signee Jonathan Dwyer... added 1,654 yards (150.4 pg) and 24 touchdowns as a junior; 1,369 yards with 16 touchdowns as a sophomore, and 256 yards and three scores as a freshman... three-time, first-team All-DeKalb County... coached by Brent Miller at Chamblee High... also a four-year letterwinner as a centerfielder in baseball, earning all-county honors as a senior.

Personal

Full name is Roderick Rinaldo Jones, II... parents are Rod and Angel Jones... drafted out of high school by the Chicago White Sox... head coach Paul Johnson on Jones: "I wish I had nine or 10 guys just like him"... born June 13, 1989... majoring in management.

JONES' CAREER STATISTICS

Year	GP-GS	Rush	Yds	Avg	TD	LP	Rec	Yds	Avg	TD	LP
2008	13-13	81	690	8.5	4	62	8	155	19.4	1	41
Returns	KOR	Yds	Avg	TD	LP	PR	Yds	Avg	TD	LP	
2008	15	354	23.6	0	46	6	53	8.8	0	29	

CAREER HIGHS

Rushing Attempts: 13 at Georgia, Nov. 29, 2008
Rushing Yards: 214 at Georgia, Nov. 29, 2008
Rushing Touchdowns: 2 at Georgia, Nov. 29, 2008
Receptions: 2 vs. Jacksonville State, Aug. 28, 2008, 2 at North Carolina, Nov. 8, 2008
Receiving Yards: 50 vs. Jacksonville State, Aug. 28, 2008
Receiving Touchdowns: 1 vs. at Virginia Tech, Sept. 13, 2008
Longest Rush: 62 at Georgia, Nov. 29, 2008
Longest Reception: 41 vs. at Virginia Tech, Sept. 13, 2008
Kick Returns: 4 at Georgia, Nov. 29, 2008
Kick Return Yards: 98 at Georgia, Nov. 29, 2008
Long Kick Return: 46 vs. Florida State, Nov. 1, 2008
Punt Returns: 4 at North Carolina, Nov. 8, 2008
Punt Return Yards: 29 vs. Virginia, Oct. 25, 2008
Long Punt Return: 29 vs. Virginia, Oct. 25, 2008
All Purpose Yards: 312 at Georgia, Nov. 29, 2008

2008 GAME-BY-GAME	Rush	Yds	Avg	TD	LP	Rec	Yds	Avg	TD	LP
Jacksonville State*	3	61	20.3	1	49	2	50	25.0	0	39
at Boston College*	3	7	2.3	0	9	0	0	0.0	0	0
at Virginia Tech*	4	28	7.0	0	9	1	41	41.0	1	41
Mississippi State*	7	33	4.7	0	21	0	0	0.0	0	0
Duke*	10	26	2.6	1	11	0	0	0.0	0	0
Gardner-Webb*	2	15	7.5	0	11	0	0	0.0	0	0
at Clemson*	2	7	3.5	0	5	1	35	35.0	0	35
Virginia*	11	75	6.8	0	16	0	0	0.0	0	0
Florida State*	4	39	9.8	0	20	1	4	4.0	0	4
at North Carolina*	6	56	9.3	0	21	2	20	10.0	0	10
Miami*	7	97	13.9	0	40	0	0	0.0	0	0
at Georgia*	13	214	16.5	2	62	0	0	0.0	0	0
vs. Louisiana State*	9	32	3.5	0	19	1	5	5.0	0	5
2008 KICK RETURNS	Att	Yds	Avg	TD	LP	APY	PR	Yds	Avg	TD
Jacksonville State	0	0	0.0	0	0	111	0	0	0.0	0
at Boston College	0	0	0.0	0	0	0	0	0	0.0	0
at Virginia Tech	0	0	0.0	0	0	69	0	0	0.0	0
Mississippi State	0	0	0.0	0	0	0	0	0	0.0	0
Duke	0	0	0.0	0	0	0	0	0	0.0	0
Gardner-Webb	0	0	0.0	0	0	0	0	0	0.0	0
at Clemson	0	0	0.0	0	0	42	1	12	12.0	0
Virginia	3	58	19.3	0	24	162	1	29	29.0	0
Florida State	2	75	37.5	0	46	118	0	0	0.0	0
at North Carolina	0	0	0.0	0	0	88	4	12	3.0	0
Miami	3	51	17.0	0	26	148	0	0	0.0	0
at Georgia	4	98	24.5	0	37	312	0	0	0.0	0
vs. Louisiana State	2	51	25.5	0	36	88	0	0	0.0	0

MORE FROM RODDY JONES

Favorite movies of all-time: Gladiator; Godfather (parts I and II); Pulp Fiction
Favorite meal: Mama's spaghetti
Favorite class taken at Georgia Tech: Business Law
My first job: Flag football referee
My dream date would be with: Eva Mendes
My Bucket List includes: Base jumping
The best thing about Bobby Dodd Stadium: The skyline at night
Most people don't know that I: Can cook
I can do a great imitation of: Lou Holtz
I can do this one thing better than almost anyone: Play baseball



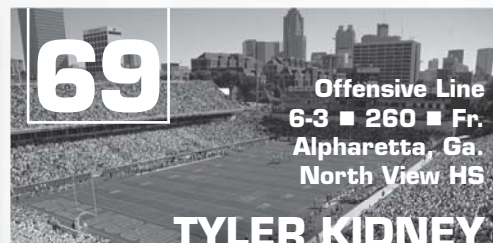
A true freshman invited walk-on who joined the team in August, 2009.

High School

Buchholz High School in Gainesville, Fla... played four seasons of football and served one year as team captain... also played on the wrestling, weightlifting and track teams.

Personal

Full name is Benjamin Justin Keith... parents are Benjamin and Karen... comes from the same high school as Tech junior Sean Bedford... born Feb. 6, 1991 in Gainesville, Fla... has two brothers - Bleu Anderson and Rashard Carter... grandfather, Jeff Williams, played football at Oklahoma State and with the Minnesota Vikings.



A true freshman invited walk-on who joined the team in August, 2009.

High School

Northview High School... played four years of football and wrestled for three years... on the honor roll for four years.

Personal

Full name is Michael Tyler Kidney... parents are Mike and Lee... born Dec. 9, 1990 in Oak Harbor, Washington... previously lived in Shaker Heights (OH), Memphis and Dallas... has two siblings - Tate and Clara... considering a business management major.



Could see significant action on the offensive line in 2009... came to Georgia Tech as a non-scholarship player but was awarded with a scholarship from Paul Johnson following spring practice.

2008

A reserve at guard who was listed second or third on the depth chart all season... played in the second half vs. Miami (Nov. 20)... saw second-half action vs. Duke (Oct. 4) and Mississippi State (Sept. 20)... saw significant action in the season opener vs. Jacksonville State (Aug. 28).

2007

Action was limited to the scout team.

2006

Redshirted as a true freshman.

High School

All-Gwinnett County Scholar Athlete... two-year letterwinner under coach John Small at South Gwinnett.

Personal

Full name is Zachary Frank Krish... son of Frank and Diane Krish... born September 2, 1987... majoring in civil engineering.

**MORE FROM ZACH KRISH**

Favorite movie of all-time: Tommy Boy

Favorite meal: Chicken fingers

Worst habit: Procrastination

My first job: Book store shelf stocker

My most prized possession: My laptop

The best thing about Bobby Dodd Stadium: The Budweiser song

MORE FROM JEFF LENTZ

Favorite movie of all-time: Rudy

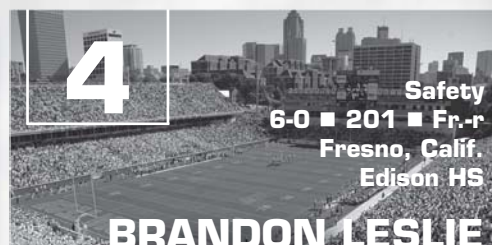
My first job: Lifeguard

My dream date would be with: Marisa Miller

The best thing about Bobby Dodd Stadium: Winning

Most people don't know that I: Played hockey

My favorite spot in Atlanta: Turner Field



A highly-rated and highly-touted offensive line prospect... possesses great size and power and has an excellent first step.

High School

Emanuel County Institute... Scout.com 4-star recruit... No. 25 DT in the nation (Scout.com), No. 24 DT in the nation (ESPN.com)... 2008 Class A first team all-state selection (GHSA and AJC) and a three-time first team all-region selection... played in the 2008 Georgia North-South All-Star Game... ECI won the state title and regional crown in 2007 while going 15-0... the 2006 ECI team won a regional championship... 2007 Class A All-State selection as a junior... coached by Milan Turner... earned four letters in football and served two years as team captain... won the DAR Good Citizenship Award... also played three seasons of basketball, playing the center position.

Personal

Chose Georgia Tech because of the prestige of the school, the location and the opportunity to play under Paul Johnson... also considered Clemson, Georgia and LSU... son of Jerry and Jennifer Lanier... full name is Jerry Carnell Lanier... born Nov. 11, 1989 in Statesboro, Ga... has three older siblings, Sakelia Smith, Katina Starks and Orlando Kirkland... began playing football at age 12... considering a major in history, technology and society.

A redshirt freshman who will compete for playing time in the secondary... has good agility and is fast in the open field... an aggressive player who delivers hard blows.

2008

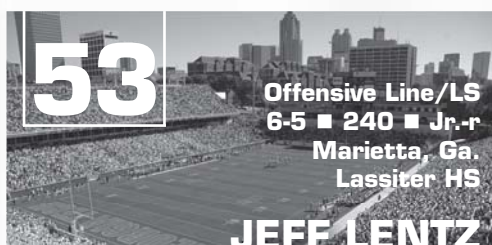
Redshirted... missed a big chunk of August drills with a hamstring injury... played on the scout team.

High School

Had 71 tackles and four interceptions as a senior... named to Superprep's All-California team... rated the 49th-best safety prospect nationally and the 73rd-best overall prospect in California... an all-state and all-west coast selection as a sophomore... all-league and all-state as a senior... a good student with a lofty GPA... missed entire junior season with a shoulder injury... earned four letters in football... served as team captain two years... also earned two letters in basketball.

Personal

Chose Tech over Nebraska, Stanford, Washington, others... chose Tech because of the academics, the people, the city and the football program... wore No. 24 in high school as a tribute to a close friend who passed away... given name is Brandon Jamal Leslie... born June 11, 1989 in Fresno, Calif... has one sister, Shymel... comes from an athletic family... cousin of former NFL running back Ickey Woods... cousin, Steve Taylor, played football at Nebraska... father, Mike, played basketball at Santa Clara... has an uncle who played baseball at Fresno State... majoring in management.



Enters 2009 as a strong candidate to replace Bret White as the long snapper... the walk-on was in the hunt for that job last season but suffered a season-ending knee injury in an August scrimmage... began his career as a tight end.

2008

Suffered a season-ending knee injury in an early August scrimmage... a former reserve tight end who was the No. 2 long snapper and a second or third team lineman at the time of the injury.

2007

Worked primarily with the scout team as a tight end... saw action in Tech's win over Samford.

2006

Joined the team as a walk-on and redshirted.

High School

All-county tight end... two-year letterwinner and team captain at Lassiter High... caught 10 passes for 184 yards as a senior... an all-state lacrosse player... helped his team to a state championship in lacrosse.

Personal

Full name is Jeffrey Robert Lentz... parents are Bob and Janet Lentz... born October 15, 1987... majoring in management.



A talented redshirt freshman who moved from offense to defense in the spring... spent the 2008 season as an A-back and was impressive in drills... recruited to Tech as a cornerback... has a good blend of size and speed... a good athlete with playmaker potential... played both wide receiver and cornerback on the high school level... had a game-high 10 tackles in the spring game.

2008

Redshirted as a true freshman... was impressive enough in the preseason that his redshirt was nearly burned early in the season.



74 ■ 2009 GEORGIA TECH FOOTBALL FULL STEAM AHEAD



LUAllen-MACHEN

High School

Ranked by Rivals as the nation's No. 70 cornerback prospect... ranked No. 61 nationally in the same category by Scout.com... led Blountstown HS to three district championships... second team all-state selection at receiver as a junior... played four years of football under coach Greg Jordan... also played three years on the basketball team.

Personal

Chose Georgia Tech over Vanderbilt, South Florida, Mississippi, Duke and others... selected Georgia Tech because of the academics, the athletics and the city of Atlanta... born October 19, 1989 in Tallahassee, Fla... given name is Jonathan Sinclair Lockhart... has three siblings - Timothy, Raven and Sage... majoring in management.

MORE FROM JON LOCKHART

Favorite movie of all-time: Notorious

Favorite meal: Fried chicken, macaroni and cheese, greens

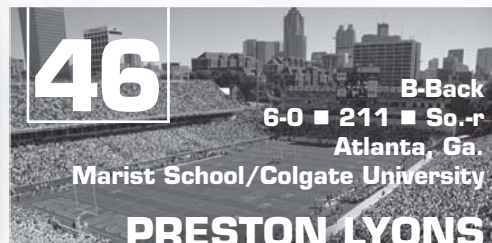
Websites I like: Livemixtapes.com

My dream date would be with: Megan Good

My most prized possession: My car

My favorite spot in Atlanta: The malls

I can do this one thing better than almost anyone: NCAA Football '09 PS2



Enters 2009 battling for the job as the back-up to Jonathan Dwyer at B-back... a local product who transferred to Georgia Tech from Colgate... a tough, hard-nosed player... enjoyed a solid spring... had a one-yard touchdown run in the spring game.

2008

Sat out the season under NCAA transfer rules... played on the scout team.

2007 (Colgate)

Played at Colgate in 2007.

High School

A 2007 graduate of the Marist School in Atlanta... lettered and started three years for the War Eagles... played fullback and linebacker for coach Alan Chadwick... served as a game captain in his senior year... carried 184 times for 1,451 yards and 22 touchdowns and caught eight passes for 71 as a senior... rushed for a school record 3,707 career yards and 61 touchdowns... had 4,074 career all-purpose yards... his 2006 team was Georgia state runner up in Class AAAA... was first team all-state, first team all-DeKalb County and first team all-Northside Atlanta... set school records of career rushing yards (3,707) and career touchdowns (61).

Personal

Parents are Coleman and Joanne Lyons of Atlanta... born Aug. 9, 1988 in Greenwich, Conn... has one brother and sister... full name is Preston Zech Lyons... began playing football after tiring of soccer as a kid... majoring in history, technology, and science.



A talented redshirt freshman who should be a part of the rotation at linebacker... was impressive in practice last year and in spring drills this year... has great strength, runs well and is rarely knocked down... relentless in pursuit of the football... athletic enough to avoid blockers... had a team-high eight tackles in the spring game.

2008

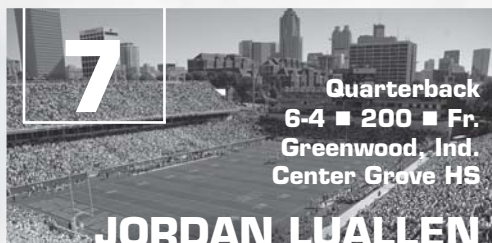
Redshirted, but traveled with the team to Boston College (Sept. 6) and Virginia Tech (Sept. 13).

High School

Named first team Associated Press Division I All-Ohio... selected the Columbus Dispatch All-Metro Defensive Player of the Year... Rivals ranked him No. 23 among prospects in Ohio and No. 43 nationally among outside linebackers... registered more than 130 tackles to go with five sacks in 13 games as a senior... played in the Big 33 (Ohio vs. Pennsylvania all-stars) Game in June... averaged 13 tackles per game as a junior... led team in tackles, sacks and tackles-for-loss in both 2006 and 2007... led Hilliard Darby to an 11-2 record and the Division I regional final - the school's first play-off appearance... earned three varsity letters in football... also participated two years on the track and wrestling teams.

Personal

The cousin of current Yellow Jacket defensive back Deron Jasper... a good student with a lofty GPA... chose Georgia Tech over Maryland, Stanford, Duke, West Virginia and Syracuse... his father, Ron, played at Stanford and his grandfather played at Illinois... Born June 8, 1990 in Akron, Ohio... given name is Bijan Christian-Joseph Machen... majoring in science, technology and culture.



An athlete with good size and excellent speed... a dual-threat quarterback... an accurate passer.

High School

Center Grove High School... Scout.com 4-star recruit... No. 26 QB in the nation (Scout.com) and No. 22 QB (ESPN.com)... a top-10 dual threat quarterback (Scout and Rivals)... Offense/Defense All-American and National Player of the Year... finalist for Indiana's Mr. Football Award and the Gatorade Player of the Year in 2008... earned all-conference, all-county, all-metro and Indianapolis Star Super Team honors as a senior... was all-county, all-conference and honorable mention all-state as a junior... led Center Grove HS to a state championship in 2008, rallying team from a 19-point deficit, earning MVP honors... 2008 statistics: 46-for-85 passing for 941 yards, two interceptions, and 14 touchdowns; rushed for 622 yards on 84 carries in the Wing-T offense... set school record for touchdown passes in a season and career, career completions and career completion percentage... 2007 statistics: helped team to a 9-2 record, completed 60 percent of his passes for 756 yards and 12 touchdowns with no interceptions... also rushed for 475 yards and 13 touchdowns... set school record for single-season completion percentage... coached by Eric Moore, earning three varsity letters as a quarterback and wide receiver... also ran track (sprinter) for four years... career statistics: 220-of-350 passing for 2,670 yards, 36 touchdowns and seven interceptions... rushed for 1,646 yards and 36 TDs on 215 attempts.

Personal

Chose Georgia Tech because it was "athletically and academically the best fit for me", the character and leadership of the coaching staff, and the city of Atlanta... also received offers from Cincinnati, Indiana, Iowa, Louisville, Maryland and Stanford... son of William and Michelle Luallen... given name is Jordan William Luallen... born Nov. 15, 1990 in Greenwood, Ind... has two older siblings, Whitney and Kelsey... wants to be a college football coach... began playing flag football at age six... heavily involved with the Fellowship of Christian Athletes... has served on two church missions, including a trip to Nicaragua... considering a major in science, technology and culture, or economics.

**MORE FROM B.J. MACHEN**

Favorite movies of all-time: Gladiator; Troy; 300; Wedding Crashers
Favorite meal: Chicken teriyaki from the mall, blue Powerade
Favorite class taken at Georgia Tech: Personal Leadership and Development
My dream date would be with: Vida Guerra
My Bucket List includes: Owning a Lamborghini; traveling the world
The best thing about Bobby Dodd Stadium: The excitement on game day
I can do this one thing better than almost anyone: Talk to girls

**STEPHEN MANN**

A walk-on who joined the team after classes began in August of 2008... had a pair of tackles in the spring game.

2008

Redshirted as a true freshman.

High School

Palm Bay High School... earned three varsity letters in football and one in track... played for coach Dan Burke... served one year as team captain... played guard and tackle... was a thrower in track... helped lead Palm Bay to conference and district championships in 2006 and 2007... National Honor Society member.

Personal

Full name is Stephen Alexander Mann... parents are Doug and Susan Mann... born Aug. 22, 1989 in Dunwoody, Ga... Doug graduated from Georgia Tech in 1976... considering a major in industrial engineering.

**JONATHAN MALONE**

A senior non-scholarship player capable of playing wide receiver or A-back... a hard-worker who quickly learned Paul Johnson's offense... saw limited action as a sophomore and junior.

2008

A walk-on A-back who emerged as a surprise in preseason camp... played briefly vs. Miami (Nov. 20), Duke (Oct. 4), Mississippi State (Sept. 20) and in the season opener vs. Jacksonville State (Aug. 28)... had a 14-yard reception in the T-Day Game.

2007

Got into five games as a sophomore... caught one pass for a gain of 15 yards in the Samford game (Sept. 8) from quarterback Josh Nesbitt.

2006

Saw action as a true freshman in Georgia Tech wins vs. Samford and Duke.

High School

All-county and all-region selection by the Marietta Daily Journal, which named him its wide receiver of the year... led Cobb County in receptions and yards with 47 catches for 750 yards... named to the Marietta Daily Journal's Scholar-Athlete team... two-year letterman at Pope High School... also lettered four years in golf.

Personal

Full name is Jonathan Michael Malone... born April 19, 1988... parents are Michael and Carolyn Malone... parents and grandfathers attended Georgia Tech... majoring in management.

MALONE'S CAREER STATISTICS

Year	GP-GS	Rush	Yds	Avg	TD	LP	Rec	Yds	Avg	TD	LP
2008	4-0	0	0	0.0	0	0	0	0	0.0	0	0
2007	5-0	0	0	0.0	0	0	1	15	15.0	0	15
2006	2-0	0	0	0.0	0	0	0	0	0.0	0	0
TOTAL	11-0	0	0	0.0	0	0	1	15	15.0	0	15

MORE FROM JONATHAN MALONE

Websites I like: Wall Street Journal
My first job: Caddie
My dream date would be with: Kim Kardashian
My Bucket List includes: Skydiving, trip to New Zealand
The best thing about Bobby Dodd Stadium: The rich tradition
Most people don't know that I: Like golfing
I can do a great imitation of: Sean Connery

**DANIEL MCKAYHAN**

An athletic receiver who will be counted on to contribute this season... will also be looked at as a punt and kick returner... has improved his strength and gained 12 pounds since his arrival at Tech.

2008

Redshirted as a true freshman.

High School

Helped lead Martin Luther King, Jr. High School to a Division 5A championship in 2007... named all-region and all-county honorable mention in 2007... returned punts for a total of 312 yards as a senior... named all-county and all-region in 2006... made four catches in the DeKalb County East vs. West Game... earned three varsity letters in football at MLKHS, where he played wide receiver, quarterback and returned punts and kickoffs... earned one letter in baseball... a good student who was on the honor roll every year... member of the National Honor Society.

Personal

Nickname is "DJ"... chose Tech because of excellent academics, it's close to home and an "opportunity to be a part of something great"... was recruited earlier by Paul Johnson's staff at Navy... chose Georgia Tech over Memphis, Vanderbilt and others... given name is Daniel Lamons McKayhan... born Jan. 15, 1990 in the golf town of Southern Pines, N.C... has two younger siblings, Dee-Dee and Jae-Jae... majoring in biology.

MORE FROM DANIEL MCKAYHAN

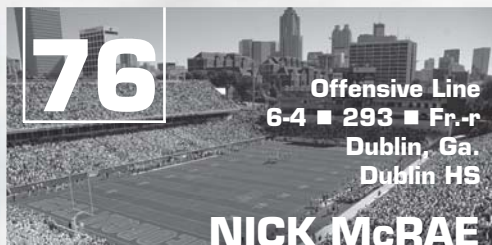
Favorite movie of all-time: Friday
Favorite meal: Chinese
Worst habit: Nailbiting
My first job: Dental assistant
My dream date would be with: Megan Good
The best thing about Bobby Dodd Stadium: The Atlanta skyline
Most people don't know that I: Paint
My favorite spot in Atlanta: The Underground
I can do a great imitation of: Ron Isley



76 ■ 2009 GEORGIA TECH FOOTBALL FULL STEAM AHEAD



McRAE-MELTON



Offensive Line
6-4 ■ 293 ■ Fr.-r
Dublin, Ga.
Dublin HS

NICK McRAE

A highly-touted redshirt freshman capable of playing center or guard... improved his strength and knowledge of the offense during his redshirt season... will be counted on heavily in 2009.

2008

Redshirted as a true freshman.

High School

A 2007 first team Class 2A all-state selection... also played on Dublin's 2006 state championship basketball team... in the fall of 2006 he led Dublin HS to a state title in football... ranked by Rivals as the 18th-best center prospect nationally... ranked by Superprep as Georgia's No. 45 prospect... earned four varsity letters in football under coach Roger Holmes... played center, defensive tackle and defensive end... served one year as team captain.

Personal

Chose Georgia Tech over Maryland, Mississippi, NC State and others... wore No. 76 in high school – the same number his father, Ronald, wore as a prep... born Oct. 23, 1989 in Dublin, Ga... given name is Nicholas Rashad McRae... has three siblings – Naitoya, Jasmine and Josh... majoring in undeclared engineering.

MORE FROM NICK McRAE

Favorite movies of all-time: Blade; Life; The Program

Favorite meal: Pasta

Favorite class taken at Georgia Tech: Sociology

My dream date would be with: Megan Good

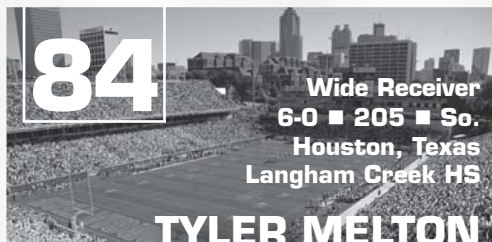
The best thing about Bobby Dodd Stadium: The atmosphere

Most people don't know that I: Watch cartoons

My favorite spot in Atlanta: Atlantic Station

I can do a great imitation of: Arnold Schwarzenegger

I can do this one thing better than almost anyone: Shoot a basketball



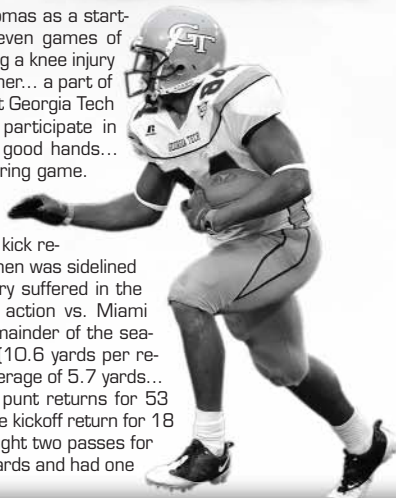
Wide Receiver
6-0 ■ 205 ■ So.
Houston, Texas
Langham Creek HS

TYLER MELTON

The top candidate to join Demaryius Thomas as a starting wide receiver... started the first seven games of 2008 as a true freshman before suffering a knee injury at Clemson... also served as a kick returner... a part of the 2007 recruiting class and enrolled at Georgia Tech in January of 2008, allowing him to participate in spring drills... has excellent speed and good hands... had a 45-yard rushing attempt in the spring game.

2008

Began the season as a starter at wide receiver and as Tech's primary punt and kick returner... started the first seven games then was sidelined for three games because of a knee injury suffered in the Oct. 18 Clemson game... returned to action vs. Miami (Nov. 20) and saw limited action the remainder of the season... had five receptions for 53 yards (10.6 yards per reception)... had 15 punt returns for an average of 5.7 yards... had four kickoff returns... recorded six punt returns for 53 yards including a long of 16 yards and one kickoff return for 18 yards vs. Gardner-Webb (Oct. 11)... caught two passes for 31 yards, returned two punts for eight yards and had one



19-yard kickoff return at Virginia Tech (Sept. 13)... caught two passes for 17 yards and returned two punts for 23 yards including a long of 15 at Boston College (Sept. 6)... started the opener vs. Jacksonville State (Aug. 28) and had one catch for five yards.

High School

Named to the Area Top 100 by the Houston Chronicle... a two-time all-district selection... named second team all-state as a junior... had 46 receptions for 518 yards and eight touchdowns as a senior... caught 70 passes for 976 yards and 15 touchdowns as a junior... team MVP for coach Mac Woodfin at Langham Creek High... played four seasons and earned three varsity letters... owns career numbers of 121 receptions, more than 1,750 receiving yards and 25 touchdowns... also played defensive back... owns the school single-game receiving record with 10 receptions for 170 yards and three touchdowns... also played three seasons on the basketball team.

Personal

Given name is Tyler Sinclair Melton... son of Ed and Sharion Melton... born March 16, 1989 in Raleigh, N.C.... lived previously for a while in Richmond, Va... has two siblings, Demarco and Loren... hobbies include restoring old cars... majoring in undeclared engineering.

MELTON'S CAREER STATISTICS

Year	GP-GS	Rec	Yds	Avg	TD	LP	Rush	Yds	Avg	TD	LP
2008	10-7	5	53	10.6	0	25	0	0	0.0	0	0
Returns	KOR	Yds	Avg	TD	LP	PR	Yds	Avg	TD	LP	
2008	4	72	18.0	0	19	15	86	5.7	0	16	

CAREER HIGHS

Receptions: 2 at Boston College, Sept. 6, 2008; 2 at Virginia Tech, Sept. 13, 2008

Receiving Yards: 31 at Virginia Tech, Sept. 13, 2008

Longest Reception: 25 at Virginia Tech, Sept. 13, 2008

Kick Returns: 1, four times

Kick Return Yards: 19 at Virginia Tech, Sept. 13, 2008

Long Return: 19 at Virginia Tech, Sept. 13, 2008

Punt Returns: 6 vs. Gardner-Webb, Oct. 11, 2008

Punt Return Yards: 53 vs. Gardner-Webb, Oct. 11, 2008

Long Return: 16 vs. Gardner-Webb, Oct. 11, 2008

2008 GAME-BY-GAME

	Rec	Yds	Avg	TD	LP	Rush	Yds	Avg	TD	LP
Jacksonville State*	1	5	5.0	0	5	0	0	0.0	0	0
at Boston College*	2	17	8.5	0	10	0	0	0.0	0	0
at Virginia Tech*	2	31	15.5	0	25	0	0	0.0	0	0
Mississippi State*	0	0	0.0	0	0	0	0	0.0	0	0
Duke*	0	0	0.0	0	0	0	0	0.0	0	0
Gardner-Webb*	0	0	0.0	0	0	0	0	0.0	0	0
at Clemson*	0	0	0.0	0	0	0	0	0.0	0	0
Virginia	INJ									
Florida State	INJ									
at North Carolina	INJ									
Miami	0	0	0.0	0	0	0	0	0.0	0	0
at Georgia	0	0	0.0	0	0	0	0	0.0	0	0
vs. Louisiana State	0	0	0.0	0	0	0	0	0.0	0	0
2008 RETURNS	KOR	Yds	Avg	TD	LP	PR	Yds	Avg	TD	LP
Jacksonville State	0	0	0.0	0	0	0	0	0.0	0	0
at Boston College	1	18	18.0	0	18	2	23	11.5	0	15
at Virginia Tech	1	19	19.0	0	19	2	8	4.0	0	7
Mississippi State	0	0	0.0	0	0	0	0	0.0	0	0
Duke	1	17	17.0	0	17	4	-2	-	0	2
Gardner-Webb	1	18	18.0	0	18	6	53	8.8	0	16
at Clemson	0	0	0.0	0	0	1	4	4.0	0	4
Virginia	INJ									
Florida State	INJ									
at North Carolina	INJ									
Miami	0	0	0.0	0	0	0	0	0.0	0	0
at Georgia	0	0	0.0	0	0	0	0	0.0	0	0
vs. Louisiana State	0	0	0.0	0	0	0	0	0.0	0	0

MORE FROM TYLER MELTON

Favorite movie of all-time: Undercover Brother

Favorite meal: Chicken alfredo

Worst habit: Daydreaming

My first job: Car wash


My dream date would be with: Eva Pigford

My most prized possession: My iPhone

Most people don't know that I: Can cook

I can do this one thing better than almost anyone: Catch



48 Cornerback
6-0 ■ 185 ■ Fr.
Miramar, Fla.
Cypress Bay HS
CARL MILES


Has great range and is a quick-closer... adds depth to a young but talented secondary.

High School

Cypress Bay High School... helped lead team to a 20-4 record and back-to-back district championships over his junior and senior seasons... ranked 98th at his position nationally by Scout.com... recorded 36 tackles and five interceptions as a senior en route to All-Broward County honors... selected to play in the Dade vs. Broward All-Star Game... produced 31 tackles and three interceptions as a junior... one of four Cypress Bay HS seniors to sign with FBS schools in 2008... played for coach Mark Guandolo... played two seasons of football and also ran track at Cypress Bay, and served as a team captain for both teams... played football and ran track at St. Thomas Aquinas before transferring to Cypress Bay... helped lead Cypress Bay to two district titles and St. Thomas Aquinas to one district crown

Personal

Selected Georgia Tech because of the academics, the football tradition and the family-like atmosphere... chose Georgia Tech over Troy, Kansas State, Tennessee, FIU and Pittsburgh... parents are Carl and Susan Miles... full name is Carl Washington Miles... born Nov. 2, 1990 in Miami, Fla... has two younger sisters, Sarah and Stephanie... considering a major in management.

83 Wide Receiver
6-3 ■ 170 ■ Fr.
Austin, Texas
Lyndon B. Johnson HS
JEREMY MOORE


A tall, lanky receiver who runs smooth routes and has great hands... one of two young receivers on the roster from the Lone Star State, joining Tyler Melton.

High School

Lyndon B. Johnson High School... had 25 catches for 526 yards and five touchdowns as a senior... averaged 21.0 yards per catch... caught 18 passes and scored six touchdowns as a junior in 2007... named all-district as a junior... coached by Demo Odens and Claude Mathis... played three seasons of basketball and two seasons of track and field, and finished fifth in the state in the long jump... led football team to a district title as a senior, a bi-district crown as a junior and a district championship as a sophomore... named to the academic honor roll and won the fine art outstanding achievement award.

Personal

Chose Georgia Tech because of the athletics, the choices of majors and the location... received offers from UTEP, New Mexico and Utah... son of Anthony and Mary Moore... full name is Jeremy Lamont Moore... born October 18, 1990 in Austin, Texas... a left-hander... has two siblings, Tiffany and Brandy... began playing Pop Warner football at age five... the first team he played for was called the East Austin Yellow Jackets... wore jersey No. 4 in high school because he idolized former Texas wide receiver Roy Williams... considering a major in business management.

66 Offensive Line
6-3 ■ 344 ■ Jr.-r
Ft. Washington, Md.
Gonzaga College High School
WILL MINTER

A non-scholarship lineman in his second stint with Tech football... joined the team as a walk-on in 2006... was a member of the Yellow Jacket cheerleading squad from April to December, 2008... re-joined the team in January.

High School


Gonzaga College High School in Washington, D.C... graduated in 2005... played two years of football for coach Kenny Lucas... played on both the offensive and defensive lines... also competed four years in track and field and one year in lacrosse as a goalie... track team won conference title in 2004.

Personal

Full name is William Crawford Minter... parents are Marvin and Sheron... born June 8, 1987 in Washington, D.C... uncle Mark Wilson played basketball at Central State... enjoys working with car stereo equipment, singing and writing songs... did not begin playing football until high school... involved with Brotherhood for Excellence, a community service organization... a Dean's List student... majoring in management.

MORE FROM WILL MINTER

Favorite movies of all-time: Fifth Element; Fight Club; Troy
Websites I like: Twitter
Worst habit: Playing Xbox 360
My first job: Landscaper
My dream date would be with: Kirsten Dunst
My most prized possession: My computer and Xbox 360
The best thing about Bobby Dodd Stadium: The crowd
Most people don't know that I: Love to go bowling

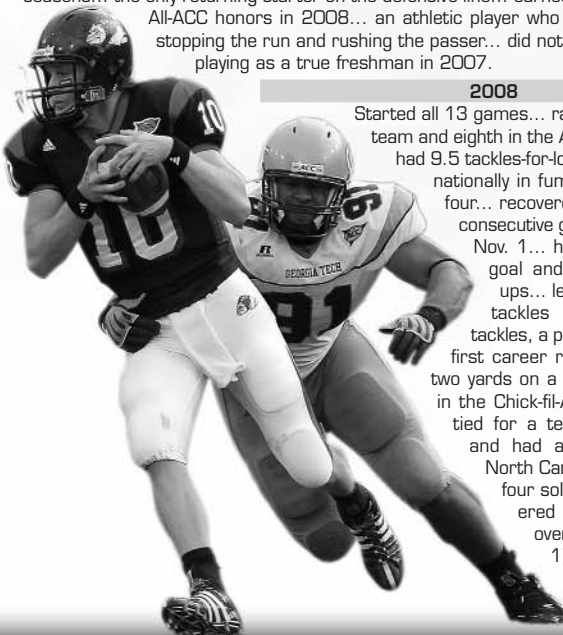
91 Defensive End
6-4 ■ 275 ■ Jr.
Coatesville, Pa.
Coatesville HS
DERRICK MORGAN

- 2008 Honorable Mention All-ACC
- 2008 Honorable Mention Sophomore All-America (College Football News)
- 2008 ACC Defensive Lineman of the Week (Oct. 13)

May be one of the top defensive ends in college football... played in the shadows of 2009 NFL draftees Michael Johnson, Darryl Richard and Vance Walker the past two seasons... the only returning starter on the defensive line... earned honorable mention All-ACC honors in 2008... an athletic player who is equally strong at stopping the run and rushing the passer... did not use a redshirt year, playing as a true freshman in 2007.

2008

Started all 13 games... ranked second on the team and eighth in the ACC in sacks (7.0)... had 9.5 tackles-for-loss... tied for second nationally in fumble recoveries with four... recovered a fumble in three consecutive games from Oct. 18-Nov. 1... had one blocked field goal and three pass break-ups... led all Tech linemen in tackles (51)... had three tackles, a pass break-up and his first career rushing attempt (for two yards on a faked punt) vs. LSU in the Chick-fil-A Bowl (Dec. 31)... tied for a team-high six tackles and had a pass break-up at North Carolina (Nov. 8)... had four solo tackles and recovered a fumble in the win over Florida State (Nov. 1)... recovered a fumble for the second straight game, vs.





78 ■ 2009 GEORGIA TECH FOOTBALL FULL STEAM AHEAD



MORGAN-NESBITT

Virginia (Oct. 25)... recorded four tackles, had his second fumble recovery of the season and had a pass break-up at Clemson (Oct. 18)... was named the ACC Defensive Lineman of the Week Oct. 13 after a dominating performance vs. Gardner-Webb (Oct. 11)... recorded 10 tackles, seven solo tackles, 4.0 tackles-for-loss, 2.5 sacks and he blocked the potential game-tying field goal with three seconds remaining... had a sack, a tackle-for-loss and three solo tackles vs. Duke (Oct. 4)... recorded six tackles, 1.5 TFLs and 0.5 sacks at Virginia Tech (Sept. 13)... had three tackles, one sack and one pass break-up at Boston College (Sept. 6)... paced the team with 1.5 sacks and recovered a fumble vs. Jacksonville State (Aug. 28).

2007

Saw action in 12 of 13 games as a true freshman... listed second on the depth chart at defensive end all season... came in for a couple of snaps at tight end... registered nine tackles, including four solos... credited with 1.5 tackles-for-loss... made three total tackles, two of them solos, a half-tackle for loss and one pass break-up vs. Samford (Sept. 8)... recorded two tackles in Tech's win vs. Clemson (Sept. 29)... had a solo tackle vs. Army (Oct. 20)... had a solo tackle for a loss against rival Georgia (Nov. 24).

High School

The No. 1 prospect in the state of Pennsylvania, according to Rivals and SuperPrep... member of the Rivals 100 as the No. 76 overall player in the nation... ranked the No. 6 strongside defensive end in the nation by Rivals and the No. 12 defensive end nationally by Scout.com... first-team all-state selection... Defensive Player of the Year in his league... collected seven sacks, six tackles-for-loss and two fumble recoveries while making 47 tackles... played running back on offense... carried 112 times for 523 yards and scored eight touchdowns... team captain for coach Tom Nichols at Coatesville High.

Personal

Full name is Derrick Lee Morgan... parents are Frederick Morgan and Pamela Wooden... born January 6, 1989... majoring in management.

MORGAN'S CAREER STATISTICS

Year	G-GS	P-A	TKL	TFL	Sck	FC	FR	Int	PB	Bk
2008	13-13	31-20	51	9.5-56	7.0-50	0	4	0	3	1
2007	12-0	4-5	9	1.5-2	0-0	0	0	0	1	0
TOTAL	25-13	35-25	60	11.0-58	7.0-50	0	4	0	4	1

CAREER HIGHS

Tackles: 10 vs. Gardner-Webb, Oct. 11, 2008
Sacks: 2.5 vs. Gardner-Webb, Oct. 11, 2008
Pass Break-Ups: 1, three times
TFL: 4.0 vs. Gardner-Webb, Oct. 11, 2008
Fumbles Recovered: 1, four times

2008 GAME-BY-GAME

	P-A	TKL	TFL	SCK	FC	FR	INT	PB
Jacksonville State*	1-1	2	1.5-8	1.5-8	0	1-0	0	0
at Boston College*	2-1	3	1.0-1	1.0-1	0	0	0	1
at Virginia Tech*	1-5	6	1.5-10	0.5-7	0	0	0	0
Mississippi State*	1-0	1	0	0	0	0	0	0
Duke*	3-0	3	1.0-6	1.0-6	0	0	0	0
Gardner-Webb*	7-3	10	4.0-28	2.5-25	0	0	0	0
at Clemson*	1-3	4	0	0	0	1-0	0	0
Virginia*	2-0	2	0	0	0	1-3	0	0
Florida State*	4-0	4	0	0	0	1-0	0	0
at North Carolina*	4-2	6	0	0	0	0	0	1
Miami*	2-0	2	0	0	0	0	0	0
at Georgia*	1-4	5	0.5-3	0.5-3	0	0	0	0
Louisiana State*	2-1	3	0	0	0	0	0	1

MORE FROM DERRICK MORGAN

Favorite movie of all-time: Boyz in the Hood
Websites I like: Facebook
My first job: McDonald's
The best thing about Bobby Dodd Stadium: The fans
My favorite spot in Atlanta: Downtown
I can do this one thing better than almost anyone: Beatbox



A true freshman invited walk-on who joined the program in August, 2009.

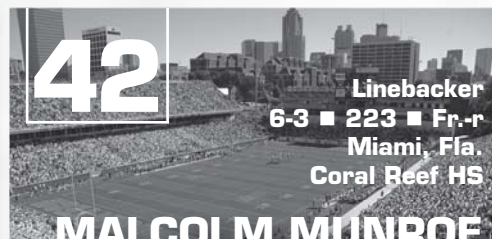
High School

Whitewater High School... played four seasons under coach Amos McCreary... played

wide receiver and long snapper... selected all-county and all-region as a senior... an Honor Graduate.

Personal

Full name is Trenton Tyler Morgan... parents are Ted and Terri... born August 23, 1990 in Atlanta... has two brothers - Drew and Trevor... uncle, Mark Lyles, played football at Jacksonville State... considering a major in civil engineering.



A tall, rangy, athletic player who should be in the linebacker rotation this fall... versatile enough to play almost any position on defense... has a good mix of size and speed... used his redshirt season to learn the defensive scheme and improve strength.

2008

Redshirted as a true freshman.

High School

Earned three letters in football at Coral Reef High... earned one letter in track in the 200- and 400-meters... named to the Florida Times-Union Super 75... the No. 36-ranked outside linebacker prospect according to Rivals... ranked by Rivals as the No. 42 prospect in the state of Florida... one of Tech's highest-rated recruits by ESPN... invited to play in the Dade County North-South All-Star Game... earned numerous local awards including the Miami Herald's Dade Top 25, top defensive lineman (team award) and all-camp team... nominated for the National Honor Society.

Personal

Chose Georgia Tech over Auburn, Louisville, South Carolina and others... chose Tech because of the football program, the campus atmosphere, the academics, the defensive scheme, and the opportunity to excel off the field... wore No. 42 in high school... given name is Malcolm Shakajamal Munroe... born March 12, 1990 in Miami... has three siblings... brother, Dorian, is a senior safety at Florida... father, Norman, captained his collegiate cricket team in England... has an uncle who served in government in Guyana... majoring in biomechanical engineering.

MORE FROM MALCOLM MUNROE

Favorite movies of all-time: Remember the Titans; Friday Night Lights
Favorite meal: Wings and fries
My dream date would be with: Beyonce
My Bucket List includes: Sky diving; jet skiing
My most prized possession: My life and my family
The best thing about Bobby Dodd Stadium: The atmosphere
Most people don't know that I: Like watching romantic comedies
I can do this one thing better than almost anyone: Play Madden



A clutch performer and one of the top dual threat quarterbacks in the ACC... overcame a series of nagging injuries for an outstanding sophomore campaign... his 1,032 career rushing yards rank as the third-most by a Yellow Jacket QB, trailing only Joe Hamilton and Reggie Ball... ranks ninth in Tech history for career rushing TDs by a quarterback (7)... very athletic, fast and strong... enters 2009 with a better grasp of the offense... a dangerous runner on the option or when the pocket collapses... an underrated passer with surprising arm strength... played as a true freshman in 2007 as a change-of-pace QB, running from a direct snap.





2008

Missed two games entirely and parts of other games because of hamstringing and ankle injuries... led all ACC quarterbacks, ranked second on the team and eighth in the ACC in rushing yards per game (63.0)... ranked 10th in the ACC in total offense (136.5 ypg)... ran for seven touchdowns and threw for two... rushed for 693 yards – the second-most ever by a Tech quarterback in one season... just the second Yellow Jacket QB to rush for more than 500 yards in a season... his seven rushing touchdowns tied for the second-most by a Tech QB in one season... threw for 150 yards and rushed for 62 more in the Chick-fil-A Bowl vs. LSU (Dec. 31)... had modest statistics (40 yards rushing, 19 yards passing), but was as crucial to Tech's 45-42 win at Georgia (Nov. 29) as any player... churned out 93 yards rushing and one touchdown – including a career-long rush of 54 yards – vs. No. 23 Miami (Nov. 20)... rushed for 77 yards and a touchdown, passed for 91 yards and a TD and hit Demaryius Thomas with the go-ahead fourth-quarter touchdown pass at Clemson (Oct. 18)... suffered a strained hamstringing eight snaps into the Mississippi State game (Sept. 20)... his 151 rushing yards at Virginia Tech (Sept. 13) broke the Tech single-game record for rushing yards by a quarterback... also threw for 109 yards to become the fourth player in Tech history to rush and pass for 100 yards in the same game... threw a 41-yard TD strike to Roddy Jones, then found Lucas Cox in the endzone on the two-point conversion to tie the game against the Hokies, 17-17... rushed for 50 yards and one touchdown on 15 carries at Boston College (Sept. 6)... ran for a key first down in the fourth quarter that led to the game-winning score... had his first two career rushing touchdowns in the season opener vs. Jacksonville State (Aug. 28)... rushed for 60 yards on 11 carries and completed 5-of-12 passes for 87 yards and no interceptions against the Gamecocks... missed part of spring practice with a groin injury and a chunk of August drills with a sore shoulder.

2007

Saw action in 11 of 13 games as a true freshman... after sitting out September games vs. Boston College and Virginia, he saw action in each of the last nine games of the season, playing at least one series in each half... ranked third on the team in rushing with 339 yards... averaged a team-best 6.4 yards per carry... completed 5-of-13 passes for 93 yards, one touchdown and two interceptions... surprised some when he came off the bench for a few snaps in the season opener at Notre Dame (Sept. 1)... throttled Samford (Sept. 8) with 39 yards rushing on just five carries and completed his only pass attempt for 15 yards... rushed four times for 25 yards and was credited with a pass reception for three yards in Tech's win at Miami (Oct. 13)... rushed 13 times for 78 yards and completed his lone pass attempt vs. Army (Oct. 20)... produced 100 yards of total offense vs. North Carolina (Nov. 17) when he rushed four times for 53 yards and connected on a 47-yard TD pass to Greg Smith... carried six times for 37 yards and completed one pass for 11 yards in the bowl game.

High School

Rated the top quarterback in the state of Georgia and one of the best in the nation... tabbed to the Scout.com national Hot 100 (No. 76)... the No. 4 prospect in Georgia according to Scout.com... rated No. 14 in Georgia by Rivals... the No. 9 dual-threat quarterback in the nation by Rivals and the No. 12 QB by Scout.com... two-time first-team all-state selection and the Class AA Offensive Player of the Year as a junior... named to the Atlanta Journal-Constitution Super Southern 100... Macon Telegraph Top 50 in Georgia... as a senior at Greene County High, he passed for 2,256 yards and 32 touchdowns with just four interceptions... completed 134-of-222 passes... rushed for 493 yards on 93 carries and scored eight touchdowns... as a junior he passed for 2,833 yards with 31 TDs and nine interceptions, while rushing for 1,252 yards and 22 scores... had four interceptions in two seasons on defense... coached by Larry Milligan.

Personal

Full name is Joshua Leonard Nesbitt... parents are David Mapp and Jean Robbins... born April 15, 1988... majoring in management.

NESBITT'S CAREER STATISTICS

Passing	G-GS	Eff	Att-Cm	Int	Pct	Yds	TD	LP	PG	
2008	11-11	96.32	54-123	5	43.9	808	2	47	73.5	
2007	11-0	93.17	5-13	2	38.5	93	1	47	8.5	
TOTAL	22-11	96.02	59-136	7	43.4	901	3	47	41.0	
Rushing	G-GS	Att	Yds	Avg	TD	LP	Ply	TO	PG	TDR
2008	11-11	172	693	4.0	7	54	295	1501	136.5	9
2007	11-0	53	339	6.4	0	33	66	432	39.3	1
TOTAL	22-11	225	1032	4.6	7	54	361	1933	88.0	10

CAREER HIGHS

Pass Attempts: 24 vs. Louisiana State, Dec. 31, 2008

Pass Completions: 10 at North Carolina, Nov. 8, 2008

Yards Passing: 150 vs. Louisiana State, Dec. 31, 2008

Passing TDs: 1, three times

Long Pass: 47 vs. North Carolina, Nov. 17, 2007, 47 vs. Louisiana State, Dec. 31, 2008

Rushing Attempts: 28 at Virginia Tech, Sept. 13, 2008

Yards Rushing: 151 at Virginia Tech, Sept. 13, 2008

Long Rush: 54 vs. Miami, Nov. 20, 2008

Rushing TDs: 2 vs. Jacksonville State, Aug. 28, 2008

Total Offense Yards: 260 at Virginia Tech, Sept. 13, 2008

2008 GAME-BY-GAME

	C-A-I	Yds	Avg	TD	LP	Rush	Yds	Avg	TD	LP
Jacksonville State*	5-12	87	17.4	0	39	11	60	5.5	2	34
at Boston College*	6-13	73	12.2	0	19	15	50	3.3	1	30
at Virginia Tech*	5-8-1	109	21.8	1	41	28	151	5.4	1	33
Mississippi State*	0-0-0	0	0.0	0	0	2	29	14.5	0	21
Duke	INJ									
Gardner-Webb	INJ									
at Clemson*	5-12-0	91	18.2	1	35	26	77	3.0	1	10
Virginia*	7-15-1	103	14.7	0	42	12	8	0.7	1	17
Florida State*	4-5-0	55	13.8	0	30	14	61	4.4	0	23
at North Carolina*	10-22-1	97	9.7	0	16	15	62	4.1	0	14
Miami*	3-6-0	24	8.0	0	12	15	93	6.2	1	54
at Georgia*	1-6-1	19	19.0	0	19	18	40	2.2	0	9
vs. Louisiana State*	8-24-1	150	18.8	0	47	16	62	3.9	0	11

MORE FROM JOSH NESBITT

Favorite movie of all-time: Scarface

Favorite meal: Pork chops

Websites I like: Facebook

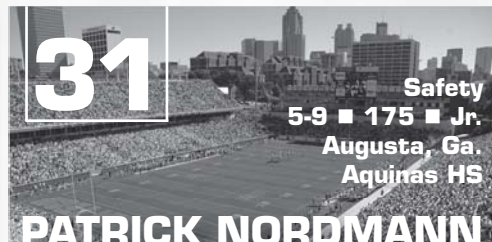
My dream date would be with: Alicia Keys

The best thing about Bobby Dodd Stadium: The fans

Most people don't know that I: Talk a lot

My favorite spot in Atlanta: My room

I can do this one thing better than almost anyone: Cook



A non-scholarship player from Augusta who joined the team in spring drills... recorded six tackles in the spring game.

High School

Aquinas High School in Augusta.

Personal

A civil engineering major.



80 ■ 2009 GEORGIA TECH FOOTBALL FULL STEAM AHEAD



OKEBIE-PEEPLES



83 Wide Receiver
6-1 ■ 175 ■ Jr.
Lawrenceville, Ga.
Berkmar HS
ONU OKEBIE

A non-scholarship player from Lawrenceville who joined the team in spring drills... a Dean's List student.

High School

Berkmar High School in Lawrenceville... played basketball, serving one year as team captain.

Personal

Full name is Onu Precious Okebie... son of Patrick and Grace Okebie... born July 29, 1988 in Lagos, Nigeria... majoring in management with a concentration in accounting... wants to one day be an investment banker.



49 A-Back
5-10 ■ 177 ■ Fr.-r
Atlanta, Ga.
Woodward Academy
JAMAL PAIGE

A local non-scholarship player who has impressed the coaching staff since walking-on prior to the 2008 season... competing for playing time this fall at A-back... had three carries for 10 yards in the spring game.

2008

Redshirted as a true freshman.

High School

Attended Woodward Academy in Atlanta... played four years of football as a running back... was a four-year letterwinner for the basketball team, and for the track team, where he was a sprinter and long jumper... set five school records in track... led track team to a regional championship in 2008... in football, was voted all-region and all-metro in 2007 and 2008... was team MVP in football, basketball and track in 2008... set a school record in 2007 with a 92-yard touchdown return... had a game-winning 87-yard punt return vs. Banneker in 2007... a four-year member of the honor roll... won the Morris Award for Woodward Academy's scholar-athlete... voted Homecoming King in 2008... received the Presidential Award for academics.

Personal

Given name is Jamal Anthony Paige... parents are Anthony and Alma Faye... born May 15, 1990 in Atlanta... has one sister, Alexandra... cousin, Arvin Richards, played tailback at Alabama in the late 1990s... considering a major in civil engineering... chose Tech because of the academic programs, the location of the school and the athletics program... began playing football at age 7.

MORE FROM JAMAL PAIGE

Favorite movies of all-time: 300

Favorite class taken at Georgia Tech: Chemistry

My most prized possession: Family Bible

The best thing about Bobby Dodd Stadium: The atmosphere

Most people don't know that I: Play the alto saxophone

I can do a great imitation of: Spongebob



24 A-Back
5-10 ■ 176 ■ So.
Orlando, Fla.
Dr. Phillips HS
EMBRY PEEPLES

A quick and elusive A-back who played last season as a true freshman... has the speed and athleticism to be a return specialist... possesses receiving skills out of the backfield... had a 60-yard touchdown run in the April 18 spring game.

2008

Was a top back-up to Roddy Jones and Lucas Cox at A-back... missed five straight games from Oct. 11 through Nov. 8 after injuring his ankle vs. Duke (Oct. 4)... averaged 6.9 yards on 14 carries... had one rushing touchdown... had two rushing attempts for eight yards vs. LSU in the Chick-fil-A Bowl (Dec. 31)... scored the first touchdown of his career and gave Tech a 7-0 lead vs. Mississippi State (Sept. 20)... had six carries for 56 yards against the Bulldogs... had two carries for 18 yards including a long of 15 yards in the season opener vs. Jacksonville State (Aug. 28).

High School

Rushed for 636 yards on 103 carries in 12 games as a senior (6.18 yards per carry)... rushed for five touchdowns... also had a pair of receptions for 22 yards... plagued with an injury most of senior year... rushed for 909 yards as a junior including eight consecutive 100-yard games... named to Superprep's All-Florida team... on Rivals' list of top 100 prospects in Florida... Rivals ranked him the No. 38 all-purpose back nationally... ranked by Scout.com as the No. 69 running back nationally... named the Orlando Touchdown Club Player of the Week in Week 1 after rushing for 223 yards on 21 carries... helped lead Dr. Phillips HS to a district title in 2006... played three seasons of high school football - two under coach Kevin Pettis and one under Bob Head... ran track for three years... has run a 10.71 in the 100-meters... maintained a high GPA of 3.5 or better each year.

Personal

Chose Georgia Tech over LSU, West Virginia and others... selected Georgia Tech because of the academics, location and football tradition... born August 24, 1990 in Miami... given name is Embry James Peeples... cousin, Jameal Cook, played more than two seasons with the Tampa Bay Buccaneers... has two siblings - Beau and Thi... majoring in management.

CAREER HIGHS

Rushing Attempts: 6 vs. Mississippi State, Sept. 20, 2008

Yards Rushing: 56 vs. Mississippi State, Sept. 20, 2008

Longest Rush: 15 vs. Jacksonville State, Aug. 28, 2008

Rushing Attempts: 6 vs. Mississippi State, Sept. 20, 2008

Touchdowns: 1 vs. Mississippi State, Sept. 20, 2008

PEEPLES' CAREER STATISTICS

Year	GP-GS	Rush	Yds	Avg	TD	LP	Rec	Yds	Avg	TD	LP
2008	8-0	14	97	6.9	1	15	0	0	0	0	0

2008 GAME-BY-GAME

	Rush	Yds	Avg	TD	LP	Rec	Yds	Avg	TD	LP
Jacksonville State	2	18	9.0	0	15	0	0	0.0	0	0
at Boston College	0	0	0.0	0	0	0	0	0.0	0	0
at Virginia Tech	1	3	3.0	0	3	0	0	0.0	0	0
Mississippi State	6	56	9.3	1	14	0	0	0.0	0	0
Duke	2	6	3.0	0	3	0	0	0.0	0	0
Gardner-Webb	INJ									
at Clemson	INJ									
Virginia	INJ									
Florida State	INJ									
at North Carolina	INJ									
Miami	1	6	6.0	0	6	0	0	0.0	0	0
at Georgia	0	0	0.0	0	0	0	0	0.0	0	0
vs. Louisiana State	2	8	4.0	0	4	0	0	0.0	0	0

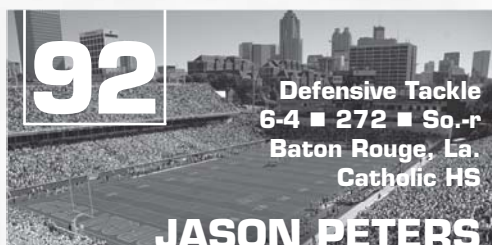


MORE FROM EMBRY PEEPLES

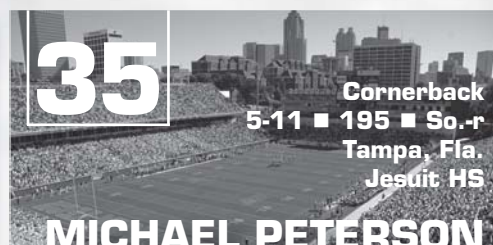
Favorite movie of all-time: Finding Nemo
Favorite meal: Baked beans and ground beef
Worst habit: Being lazy
My dream date would be with: Rihanna
My Bucket List includes: Skydiving
The best thing about Bobby Dodd Stadium: Winning
I can do this one thing better than almost anyone: Sleep

MORE FROM JASON PETERS

Favorite movie of all-time: Forrest Gump
Favorite meal: Mom's fried chicken
Favorite class taken at Georgia Tech: International Business
My first job: Sales clerk at American Eagle
My dream date would be with: Bryce Howard
My Bucket List includes: Skydiving; traveling to Italy and Egypt
Most people don't know that I: Cook
My favorite spot in Atlanta: Atlantic Station



JASON PETERS



MICHAEL PETERSON

Moves from defensive end to tackle and is a solid candidate to start... was a top back-up at defensive end last season as a redshirt freshman... an intelligent player with good strength.

2008

A top back-up at defensive end... had 3.0 sacks, 2.0 tackles-for-loss and one forced fumble... his only tackle in the Duke game (Oct. 4) was a tackle-for-loss... enjoyed an outstanding game vs. Mississippi State (Sept. 20) when he recorded the first two sacks of his career and forced a Bulldog fumble... saw limited action at Boston College (Sept. 6) and at Virginia Tech (Sept. 13)... came off the bench for one tackle vs. Jacksonville State (Aug. 28).

2007

Redshirted as a true freshman.

High School

The Gatorade Player of the Year in Louisiana... rated the No. 10 prospect in Louisiana by Scout.com and No. 12 by Rivals... ranked No. 13 in the nation among strong-side defensive ends by Rivals... rated No. 28 nationally among all defensive ends by Scout.com... first team all-state selection in Class 5-A... selected Defensive MVP for District 3-5A... Baton Rouge Advocate Super Dozen... helped Baton Rouge Catholic reach the state semifinals two straight years... had 14 tackles for loss as a senior, plus an interception and two fumble recoveries... team captain for coach Dale Wiener... Academic all-state selection.

Personal

Full name is Jason Douglas Peters... parents are Douglas and Monica Peters... born June 21, 1989... majoring in management.

PETERS' CAREER STATISTICS

Year	G-GS	P-A	Tkl	TFL	Sck	FC	FR	Int	PB
2008	10-0	4-1	5	3.0-18	2.0-17	1	0	0	0

CAREER HIGHS

Tackles: 2 vs. Mississippi St., Sept. 20, 2008 **TFL:** 2.0 vs. Mississippi St., Sept. 20, 2008
Sacks: 2.0 vs. Mississippi St., Sept. 20, 2008 **FC:** 1 vs. Mississippi St., Sept. 20, 2008

2008 GAME-BY-GAME

	P-A	TKL	TFL	SCK	FC	FR	INT	PB
Jacksonville State	0-1	1	0	0	0	0	0	0
at Boston College	0-0	0	0	0	0	0	0	0
at Virginia Tech	0-0	0	0	0	0	0	0	0
Mississippi State	2-0	2	2.0-17	2.0-17	1	0	0	0
Duke	1-0	1	1.0-1	0	0	0	0	0
Gardner-Webb	0-0	0	0	0	0	0	0	0
at Clemson	1-0	1	0	0	0	0	0	0
Virginia	0-0	0	0	0	0	0	0	0
Florida State	DNP							
at North Carolina	0	0	0	0	0	0	0	0
Miami	0	0	0	0	0	0	0	0
at Georgia	DNP							
vs. Louisiana State	DNP							

Showed a great deal of promise and potential in 2008... was a top reserve in the secondary and played on most special teams.

2008

Recorded 16 tackles, 12 solo tackles, one tackle-for-loss and one pass break-up... came off the bench for a pair of solo tackles in late season wins over No. 13 Georgia and No. 23 Miami (Nov. 20)... stepped in for injured starters Jahi Word-Daniels and Dominique Reese against Florida State (Nov. 1)... had career-highs of six tackles, five solo tackles and a tackle-for-loss against the Seminoles... had a solo tackle vs. Virginia (Oct. 25)... recorded a pair of solo tackles vs. Mississippi State (Sept. 20)... had one solo tackle in the season opener vs. Jacksonville State (Aug. 28).

2007

Redshirted... played a key role on the scout team.

High School

The No. 87-ranked prospect in Florida and one of the nation's Top 40 cornerbacks by Rivals... tabbed to the St. Petersburg Times Top 25 Bay Area... selected for the Florida North-South All-Star Game and the Hillsborough County All-Star Game... second-team All-Hillsborough County... had 71 tackles as a senior with two interceptions, 11 pass break-ups, three fumbles caused and one fumble recovery... scored six TDs on offense... came from the same Tampa Jesuit program that produced former Yellow Jackets A.J. Smith, Andrew Smith, George Godsey and Will Glover... four-year letterman for coach Joe Ross.

Personal

Full name is Michael Allen Peterson... parents are Pete and Marlene Peterson... born October 30, 1988... majoring in management.

PETERSON'S CAREER STATISTICS

Year	G-GS	P-A	Tkl	TFL	Sck	FC	FR	Int	PB
2008	12-0	12-4	16	1.0-3	0	0	0	0	1

CAREER HIGHS

Tackles: 6 vs. Florida State, Nov. 1, 2008
TFL: 1.0 vs. Florida State, Nov. 1, 2008
PB: 1 vs. Florida State, Nov. 1, 2008

2008 GAME-BY-GAME

	P-A	TKL	TFL	SCK	FC	FR	INT	PB
Jacksonville State	1-0	1	0	0	0	0	0	0
at Boston College	0-0	0	0	0	0	0	0	0
at Virginia Tech	1-0	1	0	0	0	0	0	0
Mississippi State	2-0	2	0	0	0	0	0	0
Duke	0-0	0	0	0	0	0	0	0
Gardner-Webb	DNP							
at Clemson	0-1	1	0	0	0	0	0	0
Virginia	1-0	1	0	0	0	0	0	0
Florida State	5-1	6	1.0-3	0	0	0	0	1
at North Carolina	0	0	0	0	0	0	0	0
Miami	2-0	2	0	0	0	0	0	0
at Georgia	0-2	2	0	0	0	0	0	0
vs. Louisiana State	0-0	0	0	0	0	0	0	0

**MORE FROM MICHAEL PETERSON**

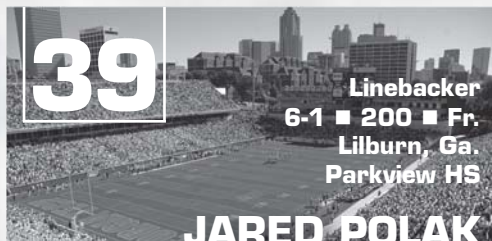
Favorite meal: Lobster and steak

My first job: Golf course maintenance

The best thing about Bobby Dodd Stadium: Our fans

Most people don't know that I: Draw, sew

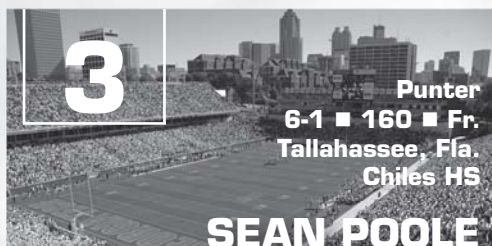
I can do this one thing better than almost anyone: Draw



A true freshman invited walk-on who joined the team in August, 2009.

High School

Parkview High School.



A true freshman invited walk-on who joined the program in August, 2009.

High School

Lawton Chiles High School in Tallahassee, Fla... played four seasons of football under coach John Spradlin... played kicker, punter and holder... also played four seasons of baseball... three-time all-conference and all-area... holds county record for longest punt (73 yards)... won numerous academic honors.

Personal

Full name is Sean Devereaux Poole... parents are Van and Donna... Donna was on the water ski team at Florida State... Van is a former Florida state senator and an actor who has appeared in 20 movies... born Oct. 23, 1990 in Plantation, Fla... has four siblings - Mark, Kelley, Morlah, Hannah... considering a major in business management.



A non-scholarship player in his fourth season... a former linebacker who moved to the defensive line in the spring of 2007... expected to be a contributor in 2009.

2008

Saw brief action in the 38-7 win over Mississippi State (Sept. 20)... made three tackles in the T-Day Game.

2007

Played a key role on the scout team... moved from linebacker to defensive line... saw action in the Sept. 8 game vs. Samford... had two tackles against the Bulldogs.

2006

Redshirted as a true freshman.

High School

Honorable mention all-state in Class AA at quarterback... played for his father, Gordon,

at Model HS... All-area selection by the Rome News Tribune... four-year letterwinner who played QB and linebacker... passed for 1,600 yards and made 116 tackles as a senior... team captain and MVP... participated in the Georgia-Tennessee All-Star game.

Personal

Full name is Steven Joseph Powers... born March 31, 1987... parents are Debbie and Gordon Powers... majoring in management.

POWERS' CAREER STATISTICS

Year	G-GS	P-A	Tkl	TFL	Sck	FC	FR	Int	PB
2008	1-0	0-0	0	0	0	0	0	0	0
2007	1-0	1-1	2	0	0	0	0	0	0
TOTAL	2-0	1-1	2	0	0	0	0	0	0

MORE FROM STEVEN POWERS

Favorite meal: Chicken breast, mashed potatoes, peas, macaroni and cheese

Favorite class taken at Georgia Tech: History with Professor Flamming

My first job: Little Caesars Pizza

My dream date would be with: Erin Andrews

My Bucket List includes: Crowd surfing

Most people don't know that I: Am in a band

My favorite spot in Atlanta: Little Five Points

I can do a great imitation of: Lou Holtz

I can do this one thing better than almost anyone: Produce music




A true freshman invited walk-on who joined the team in August, 2009.

High School

Murray County High School... played four seasons of football under coach Josh Lowe... served one year as team captain... played two seasons of baseball... made the U.S. Army All-State Academic Team... named all-area and honorable mention all-region... chosen to play in the Tennessee/Georgia All-Star Classic.

Personal

Full name is Cory Russell Pritchett... parents are Sandy and Michelle... born July 12, 1991 in Dalton, Ga... has one brother, Hayden... majoring in business management.



A true freshman invited walk-on who joined the program in August, 2009.

High School

Kell High School... one of four Kell graduates on the roster... played four seasons of football under coach Derek Cook... a sprinter on the track team for four seasons... won three regional track titles... named All-Cobb County in football... on the honor roll all four years and earned a 3.97 GPA.

Personal

Full name is Justin Alexander Randolph... parents are Mark and Lisa... born April 1, 1991 in Charlotte, NC... has one brother, Brian... undecided on a major.



Long Snapper
5-10 ■ 210 ■ Sr.
Roswell, Ga.
Roswell HS

MICHAEL RAY

A walk-on long snapper who joined the program in 2007... competing for the job vacated by the graduation of Bret White... comes from a Georgia Tech family.

2008

Saw limited action in the Mississippi State game (Sept. 20).

2007

Redshirted as a first-year walk-on.

High School

Attended Roswell High School... earned two varsity letters playing for coach Tim McFarlin... also earned two varsity letters on the swim team.

Personal

Given name is Michael William Ray... parents are Steve and Catherine... has one sister, Michele... grandfather, James "Jimmy" Ray, played football at Middle Georgia College... father, Steve, ran cross country at Southern Technical Institute... Steve graduated from Georgia Tech in 1983... Michael can play the violin... partly selected Tech because "my father went to Tech and raised me a Yellow Jacket since the day I was born"... was sold on Tech after attending the 1990 Georgia Tech-Clemson game... a building construction major.

MORE FROM MICHAEL RAY

Favorite class taken at Georgia Tech: Structural Analysis of Building Design

My first job: Wendy's

My dream date would be with: Fishing with Julianne Hough

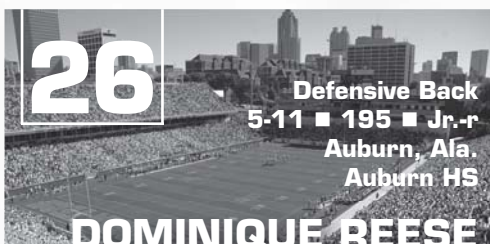
My Bucket List includes: Kayaking the Snake River

My most prized possession: My dog, Rusty

The best thing about Bobby Dodd Stadium: Thursday night games

Most people don't know that I: Play the violin/fiddle

I can do a great imitation of: Jeff Foxworthy



Defensive Back
5-11 ■ 195 ■ Jr.-r
Auburn, Ala.
Auburn HS

DOMINIQUE REESE

A returning starter at safety... an athletic and vocal player... has outstanding speed and good instincts... was one of the team's top special teams players in 2007... teams with Morgan Burnett and Cooper Taylor to give Tech a talented trio at safety.

2008

Started 11 times... slowed the final week of the regular season with a bruised knee but returned to start in the Chick-fil-A Bowl... played on special teams... missed the Florida State game (Nov. 1) after suffering a concussion in the second half of the Virginia game... recorded an interception in three straight games from Oct. 11-25... tied for second on the team in interceptions (3)... had 44 tackles, including 30 solo tackles... had 3.5 tackles-for-loss, two pass break-ups and one forced fumble... suffered the left knee injury in the first half of the Miami game (Nov. 20)... broke up two passes and had four tackles at North Carolina (Nov. 9)... had an outstanding first half vs. Virginia (Oct. 25) with an interception, two tackles-for-loss, six total tackles and five solo tackles... sat out the second half of that game after a head injury... his first-quarter 34-yard interception return for a touchdown at Clemson - Tech's first pick-six since 2006 - gave the Yellow Jackets a 7-0 lead... led the team in tackles (6) and had a tackle-for-loss against the Tigers... recorded seven tackles, including five solo tackles, and hauled in his first career interception vs. Gardner-Webb (Oct. 11)... Tech's leading tackler with four solos and seven total tackles in the season opener vs. Jacksonville State (Aug. 28).

2007

Played in all 13 games, primarily on special teams... averaged more than one tackle per

game... had 16 tackles on the year including 14 solo tackles... had one pass break-up, one forced fumble and one fumble recovery... had four solo tackles at Notre Dame in the season opener (Sept. 1)... recovered a fumble and returned it 10 yards vs. Samford (Sept. 8)... also had five solo tackles and a pass break-up vs. the Bulldogs... recorded two solo tackles at Maryland (Oct. 6)... made two solo tackles and caused a fumble in the Humanitarian Bowl.

2006

Redshirted as a true freshman.

High School

Prep quarterback who was rated the No. 27 prospect in Alabama by Scout.com... had 1,186 yards and 13 touchdowns passing and 967 yards and nine TDs rushing as a senior... Area MVP as a senior... played for coach Robert Maddox at Auburn HS... also lettered in basketball and played on the state title team in 2005.

Personal

Full name is Dominique Marquez Reese... mother is Phyllis Jeter... born May 14, 1988... majoring in management.

REESE'S CAREER STATISTICS

Year	G-GS	P-A	Tkl	TFL	Sck	FC	FR	Int	PB
2008	12-12	30-14	44	3.5-7	0	1	0	3-34	2
2007	13-0	14-2	16	0-0	0	1	1	0-0	1
TOTAL	25-12	44-16	60	3.5-7	0	2	1	3-34	3

CAREER HIGHS

Tackles: 7 vs. Jacksonville State, Aug. 28, 2008

TFL: 2.0 vs. Virginia, Oct. 25, 2008

FR: 1 vs. Samford, Sept. 8, 2007

FC: 1 vs. Fresno State, Dec. 31, 2007, 1 vs. Clemson, Oct. 18, 2008

Interceptions: 1, three times

Longest INT return: 34 (td) at Clemson, Oct. 18, 2008

Pass Break-Ups: 2 at North Carolina, Nov. 8, 2008

2008 GAME-BY-GAME	P-A	TKL	TFL	SCK	FC	FR	INT	PB
Jacksonville State*	4-3	7	0	0	0	0	0	0
at Boston College*	1-0	1	0	0	0	0	0	0
at Virginia Tech*	0-3	3	0.5-2	0	0	0	0	0
Mississippi State*	1-0	1	0	0	0	0	0	0
Duke*	3-0	3	0	0	0	0	0	0
Gardner-Webb*	5-2	7	0	0	0	0	1-0	0
at Clemson*	4-2	6	1.0-2	0	1	0	1-34	0
Virginia*	5-1	6	2.0-3	0	0	0	1-0	0
Florida State	INJ							
at North Carolina*	3-1	4	0	0	0	0	0	2
Miami*	0-1	1	0	0	0	0	0	0
at Georgia	1-0	1	0	0	0	0	0	0
vs. Louisiana State*	3-1	4	0	0	0	0	0	0

MORE FROM DOMINIQUE REESE

Favorite movie of all-time: Friday

Favorite meal: Chicken

Websites I like: YouTube

My first job: Winn-Dixie

My favorite spot in Atlanta: Georgia Tech

I can do a great imitation of: Cord Howard



89

Wide Receiver/A-Back
6-0 ■ 179 ■ So.-r
Albany, Ga.
Deerfield Windsor School

PAUL REESE

A walk-on wide receiver who impressed the coaches in the spring... has made great strides in the past year... in the mix to see playing time in 2009... part of a group of young receivers that includes no seniors... had one carry for 11 yards and had a 31-yard touchdown reception in the spring game.

2008

Saw only action of the season in the second half of the Mississippi State game (Sept. 20).

2007

Did not see game action and redshirted the season.

High School

Lettered in football four years at Deerfield Windsor School... also lettered in basketball for three years... received all-state and all-area honors in 2005 and 2006... was the region player of the year in 2005 and a Dynamite Dozen player in 2006.

Personal

Born Feb. 9, 1989... son of John and Mary Reese... full name is Paul McKenzie Reese... has two older brothers... enjoys hunting and fishing... was on the honor roll throughout high school... majoring in management.

REESE'S CAREER STATISTICS

Year	GP-GS	Rec	Yds	Avg	TD	LP	Rush	Yds	Avg	TD	LP
2008	1-0	0	0	0.0	0	0	0	0	0	0	0

MORE FROM PAUL REESE

Favorite movie of all-time: Wedding Crashers

Favorite meal: Steak

Websites I like: Sports Illustrated

My first job: Construction

My dream date would be with: Jessica Alba

My most prized possession: My phone

The best thing about Bobby Dodd Stadium: The crowd

Most people don't know that I: Hunt

My favorite spot in Atlanta: Midtown

I can do this one thing better than almost anyone: Play pool



28

Cornerback
5-10 ■ 186 ■ So.
St. Augustine, Fla.
St. Augustine HS

RASHAAD REID

- 2008 Second Team Freshman All-America (Sporting News)
- 2008 Second Team Freshman All-America (Phil Steele)

A very talented and athletic player who enjoyed an outstanding 2008 season as a true freshman... was named second team Freshman All-America by two national sources... plays either corner and the nickel.

2008

Made an immediate impact as a true freshman... started the last eight games at cornerback or as the nickel... had three interceptions, tying for the second-most on the team... recorded 45 tackles, 29 solo tackles and 3.0 tackles-for-loss... had two pass break-ups and one fumble recovery... was Tech's second-leading tackler in the Chick-fil-A Bowl vs. LSU (Dec. 31) with six tackles, including five solos... had an outstanding game in the win over No. 23 Miami (Nov. 20)... had six tackles (four solos), two pass break-ups and his third interception of the season... started at cornerback and was a hero in the win over Florida State (Nov. 1)... made three tackles against the Seminoles and recovered an FSU fumble in the end zone when the 'Noles were threatening to take

the lead with less than a minute remaining... recorded seven tackles, including six solo tackles, vs. Virginia (Oct. 25)... recorded his second career interception, had a tackle-for-loss and four total tackles at Clemson (Oct. 18)... made his first career start vs. Gardner-Webb (Oct. 11) when the Jackets began the game in a nickel package... recorded his first career interception and returned it 14 yards at Boston College (Sept. 6)... missed nearly half of August drills with a hamstring injury.

High School

Named to the Florida Times-Union Super 75... rated as the No. 58 cornerback nationally by Scout.com... played three years of high school football and served one year as team captain... led St. Augustine HS to three consecutive district titles from 2005-07... was on the class 3A state championship team as a sophomore in 2005... also played three years of basketball and ran track for three years... led the track team to district titles in 2006 and 2007 and was all-district in the 4x100 relay... a good student who consistently made the honor roll.

Personal

Chose Georgia Tech over South Florida, Arkansas, NC State and Central Florida... selected Tech because of the academics, the football program, a chance to compete for a national championship, and the city of Atlanta... born Dec. 11, 1989 in St. Augustine, Fla... given name is Rashaad Dwayne Reid... has two siblings... cousin, Willie Cooper, played football at Miami... cousin, Quinterrance Cooper, played football at Western Kentucky... majoring in management.

REID'S CAREER STATISTICS

Year	G-GS	P-A	Tkl	TFL	Sck	FC	FR	Int	PB
2008	13-8	29-16	45	3.0-7	0	0	1-0	3-23	2

CAREER HIGHS

Tackles: 7 vs. Virginia, Oct. 25, 2008

TFL: 1, three times

INTs: 1, three times

FR: 1 vs. Florida State, Nov. 1, 2008

PB: 2 vs. Miami, Nov. 20, 2008

Longest INT Return: 14 at Boston College, Sept. 6, 2008

2008 GAME-BY-GAME

	P-A	TKL	TFL	SCK	FC	FR	INT	PB
Jacksonville State	1-0	1	1.0-5	0	0	0	0	0
at Boston College	2-0	2	0	0	0	0	1-14	0
at Virginia Tech	0-1	1	0	0	0	0	0	0
Mississippi State	2-1	3	0	0	0	0	0	0
Duke	2-2	4	1.0-1	0	0	0	0	0
Gardner-Webb*	0-1	1	0	0	0	0	0	0
at Clemson*	1-3	4	1.0-1	0	0	0	1-2	0
Virginia*	6-1	7	0	0	0	0	0	0
Florida State*	1-2	3	0	0	0	1-0	0	0
at North Carolina*	1-1	2	0	0	0	0	0	0
Miami*	4-2	6	0	0	0	0	1-7	2
at Georgia*	4-1	5	0	0	0	0	0	0
vs. Louisiana State*	5-1	6	0	0	0	0	0	0

MORE FROM RASHAAD REID

Favorite movie of all-time: Remember the Titans

Favorite meal: Seafood

Websites I like: ESPN.com

My first job: Winn-Dixie

My most prized possession: State championship ring

The best thing about Bobby Dodd Stadium: The crowd



43

Safety
6-2 ■ 195 ■ Fr.
Ware Shoals, S.C.
Ware Shoals HS

LANCE RICHARDSON

A sound safety with good size and outstanding range... recruited to play defensive back but has the skills to play at the A-back position on offense.

High School

Ware Shoals High School... led team to four consecutive regional championships... earned all-state honors and played in the North-South All-Star Game in 2008... a four-



time all-region selection... recorded 82 tackles and seven interceptions on defense and had 1,129 yards of total offense and 25 touchdowns on offense in 2008... produced 3,429 yards of total offense and 63 touchdowns, and 160 tackles and 18 interceptions for his career... played for coach Jeff Murdock, earning four varsity letters and serving one year as team captain... also played four years of basketball.

Personal

Chose Georgia Tech because of the education, the city of Atlanta, and the football program... also received offers from Texas A&M, Marshall, Oregon and Toledo... full name is Lance Leon Richardson... son of Willie Richardson and Anjenet Leverett... born Sept. 21, 1990 in Greenwood, S.C... a left-hander... has one older sibling, Terrance... Terrance played football for four years at Newberry College... active in the FCA... considering a major in management.



31

Defensive Back
6-2 ■ 203 ■ Fr.-r
Hawkinsville, Ga.
Hawkinsville HS

KAMARON RILEY

A talented defensive back who should be in the rotation at cornerback this season... could also see significant action on special teams... a naturally-gifted athlete... was a standout on both sides of the ball as a cornerback and receiver on the prep level.

2008

Redshirted as a true freshman.

High School

Ranks third in Hawkinsville High history with 10 career interceptions... had six interceptions in 2007 including two in one game... named Class A all-state in '07... was first team all-region as a receiver in '06... among the top receivers in Hawkinsville history... had 43 receptions as a junior and 78 receptions for his career... averaged 16.4 yards per receptions with 707 yards total as a junior... was a freshman on the 2004 team that won the state championship... Scout.com ranked him among the top 100 prospects at his position nationally... played football at Hawkinsville under coach Lee Campbell... also ran track and played basketball... current Yellow Jackets Robert Hall and Jim Henry also attended Hawkinsville High.

Personal

Chose Georgia Tech over Vanderbilt, Indiana and others... born March 8, 1990 in Hawkinsville, Ga... given name is Kameron De'Shaun Riley... has two siblings... cousin, Charles Johnson, played three years of football at Georgia and now plays in the NFL with the Carolina Panthers... majoring in management.

MORE FROM KAMARON RILEY

Favorite movie of all-time: Undisputed
Favorite meal: Ribs, fries
Worst habit: Being lazy
My dream date would be with: Christina Milian
My Bucket List includes: Explore the world
The best thing about Bobby Dodd Stadium: The crowd
Most people don't know that I: Love to play chess
I can do a great imitation of: Mario Edwards



44

Defensive Line
6-1 ■ 235 ■ So.-r
New Market, Ala.
Sparkman HS

ALBERT ROCKER

Moved from linebacker to an undersized defensive tackle in the spring... if he stays at DT, he will bring exceptional speed to the position... was a valuable member of special teams last season and should see considerable special team action in 2009... a highly-touted prospect out of high school.

2008

Served as a back-up at linebacker and a member of special teams... recorded three solo tackles on the season... had a tackle-for-loss in the Duke game (Oct. 4)... recorded solo tackles vs. Mississippi State (Sept. 20) and Jacksonville State (Aug. 28).

2007

Redshirted as a true freshman... learned a great deal practicing with current NFL linebackers Philip Wheeler and Gary Guyton.

High School

Rated the No. 8 prospect in Alabama by SuperPrep and No. 11 by Scout.com... PrepStar all-region selection... All-Metro and all-region selection as well as a second-team all-state honoree... collected 14 sacks as a senior... also had 80 tackles, eight tackles-for-loss, 15 quarterback hurries, three forced fumbles, two fumble recoveries and three pass break-ups... team captain for coach Roger Haynes at Sparkman High.



Personal

Full name is Albert Rocker, III. ... parents are Albert and Sheri Rocker... born November 28, 1988... majoring in management.

ROCKER'S CAREER STATISTICS

Year	G-GS	P-A	Tkl	TFL	Sck	FC	FR	Int	PB
2008	11-0	3-0	3	1.0-1	0	0	0	0	0

CAREER HIGHS

Tackles: 1, three times **TFL:** 1 vs. Duke, Oct. 4, 2008

MORE FROM ALBERT ROCKER

Favorite movie of all-time: Friday Night Lights
Favorite meal: Pizza
Websites I like: The Hub
My first job: McDonald's
My dream date would be with: Megan Good
My Bucket List includes: Getting rich
My most prized possession: My Bible
The best thing about Bobby Dodd Stadium: The fans



60

Offensive Line
6-2 ■ 250 ■ Sr.-r
Grand Prairie, Texas
Bowie HS

BRAD SELLERS

A candidate to start on the offensive line and at long-snapper... began his Georgia Tech career on the defensive line, then moved to tight end... would have seen considerable action at tight end in 2007 if not for a knee injury early in the season... moved to offensive line prior to the 2008 season... one of the strongest players on the team... was an outstanding thrower in track on the prep level.

2008

Served as a reserve offensive tackle, the No. 2 long-snapper and played on special teams... moved to offensive line from tight end in the spring... played briefly in the LSU (Dec. 31), Georgia (Nov. 29), Miami (Nov. 20), Virginia (Oct. 25), Clemson (Oct. 18) and Gardner-Webb games (Oct. 11) and Duke (Oct. 4) games... played on special teams at Boston College (Sept. 13)... saw action in the season opener vs. Jacksonville State (Aug. 28)... sat out 2008 spring practice to rehab from a knee injury.

2007

Played in the first two games of the season - at Notre Dame and vs. Samford - before



suffering a season-ending knee injury against Samford... recorded a special teams tackle at Notre Dame (Sept. 1)... entered the season No. 2 on the depth chart at tight end... was expected to be Tech's best-blocking tight end before the injury.

2006

Saw action on special teams and as a reserve on the defensive line... played with the PAT and field goal units the second half of the season... played on defense in wins over Samford and Duke... spent time with the Yellow Jacket track team as a thrower.

2005

Redshirted as a true freshman.

High School

Ranked the No. 94 player in Texas by scout.com, which also tabbed him among the nation's Top 75 defensive ends... rated the No. 63 prospect in the Dallas-Fort Worth area by the Dallas Morning News... had 88 tackles, nine sacks and four caused fumbles as a senior... three-year letterwinner for coach Anthony Criss at Bowie High ... finished second in the state in the discus in 2003 and fourth in 2004... 2003 AAU Junior Olympic champion in the discus (intermediate division).

Personal

Full name is Bradley Alan Sellers... parents are Janice and Guy Sellers... born January 28, 1987... majoring in management.

MORE FROM BRAD SELLERS

Favorite movies of all-time: Stepbrothers; Grandma's Boy

Favorite meal: Steak and potatoes

Favorite class taken at Georgia Tech: E-Commerce with D.J. Wu

Websites I like: SI.com; Ramblinwreck.com

My first job: Fitness attendant

My dream date would be with: Eva Mendez at the Sun Dial

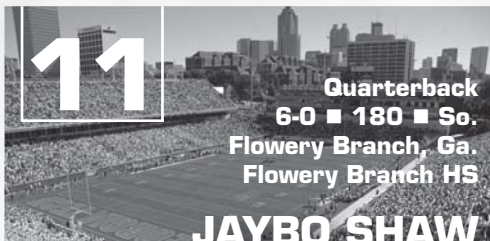
The best thing about Bobby Dodd Stadium: the night games

Most people don't know that I: was a state champion discus thrower

My favorite spot in Atlanta: Atlantic Station

I can do a great imitation of: Assistant coach Todd Spencer

I can do this one thing better than almost anyone: Play poker



Quarterback
6-0 ■ 180 ■ So.
Flowery Branch, Ga.
Flowery Branch HS

JAYBO SHAW

■ 2008 ACC Rookie of the Week (Oct. 5)

A fundamentally sound quarterback who runs the option with precision... a key factor in Tech's success in 2008 as a true freshman back-up to Josh Nesbitt... an accurate thrower with deceiving arm strength... a good, hard-nosed runner who isn't afraid of contact... good at improvising when the play breaks down... does a good job of reading the end on the option... the son of a high school football coach... rushed for three touchdowns in the April 18 spring game.

2008

Played in seven games and started one... owned a solid pass efficiency rating (194.02) and completed 62.5 percent of his passes... responsible for five touchdowns... rushed for three TDs and threw for two... came off the bench in the fourth quarter at 13th-ranked Georgia and led the Jackets to a crucial first down that moved the chains... played in the second half vs. Miami (Nov. 20) and rushed for 47 yards on 10 carries... saw significant second-half action at North Carolina (Nov. 8)... came off the bench to play most of the second half in the win over Florida State (Nov. 1) after starter Josh Nesbitt left the game with an ankle injury... made first career start vs. Duke (Oct. 4)... his 230 yards passing against the Blue Devils were the most ever by a Tech quarterback in his first career start... was 9-of-13 passing against Duke with all nine passes caught by Demaryius Thomas... connected with Thomas on an 88-yard TD pass – the third-longest pass play in Tech history... also rushed for a touchdown against the Blue Devils... named the ACC Rookie of the Week for his efforts... played almost the entire game vs. Mississippi State (Sept. 20)... ran for a 25-yard touchdown on a 4th-and-3 option play against the Bulldogs... threw his first career TD pass with a 21-yard strike to Thomas... made an impressive career debut vs. Jacksonville State (Aug. 28)...

rushed nine times for 51 yards, had a long rush of 43 yards, and scored his first career touchdown against the Gamecocks... completed the first three passing attempts of his career.

High School

As a junior he threw for 2,700 yards and 28 touchdowns, and rushed for 1,500 yards and 21 TDs... set just about every school quarterback-related record at Flowery Branch... finished career with 9,340 yards and 127 touchdowns... named to the North squad in the GACA North-South All-Star Game... a 2007 first team Class 3A all-state selection... selected to the Gainesville Times 2007 all-county first team... ranked as the nation's 10th-best dual-threat quarterback prospect nationally... among Rivals' top 50 prospects in the state of Georgia... ranked the No. 56 prospect nationally at quarterback by Scout.com... led Flowery Branch to consecutive sub-region championships and state playoff appearances... played four years of football under coach, and father, Lee Shaw... served two years as team captain... also played basketball for three years, ran track two years and played one year of tennis.

Personal

Chose Georgia Tech over Vanderbilt, Wake Forest and others... born October 27, 1989 in Gainesville, Ga... given name is Jaybo Lee Shaw... has two younger siblings – Connor and Anna Kate... Connor is a senior cornerback at Flowery Branch High School... father, Lee, played football at Western Carolina... mother, Dawn, played basketball at North Georgia... majoring in management.

SHAW'S CAREER STATISTICS

Passing	G-GS	Eff	Att-Cm	Int	Pct	Yds	TD	LP	PG	
2008	7-1	194.02	15-24	1	62.5	321	2	88	45.9	
Rushing	G-GS	Att	Yds	Avg	TD	LP	Ply	TO	PG	TDR
2008	7-1	63	200	3.2	3	43	87	521	74.4	5

CAREER HIGHS

Pass Completions: 9 vs. Duke, Oct. 4, 2008

Pass Attempts: 14 vs. Duke, Oct. 4, 2008

Rushing Yards: 230 vs. Duke, Oct. 4, 2008

Rushing Attempts: 18 vs. Duke, Oct. 4, 2008

Rushing TDs: 1, three times

Passing TDs: 1 vs. Mississippi State, Sept. 20, 2008, 1 vs. Duke, Oct. 4, 2008

Total Offense Yards: 246 vs. Duke, Oct. 4, 2008

Longest Rush: 43 vs. Jacksonville State, Aug. 28, 2008

Longest Pass: 88 vs. Duke, Oct. 4, 2008

2008 GAME-BY-GAME	C-A-I	Yds	Avg	TD	LP	Rush	Yds	Avg	TD	LP
Jacksonville State	3-3-0	48	16.0	0	30	9	51	5.7	1	43
at Boston College	DNP									
at Virginia Tech	DNP									
Mississippi State	3-7-0	43	14.3	1	20	9	61	6.8	1	25
Duke*	9-14-0	230	25.6	1	88	18	13	0.7	1	7
Gardner-Webb	INJ									
at Clemson	DNP									
Virginia	DNP									
Florida State	0-1-1	0	0.0	0	0	7	5	0.7	0	5
at North Carolina	0-0-0	0	0.0	0	0	8	21	2.9	0	9
Miami	0-0-0	0	0.0	0	0	10	47	4.7	0	27
at Georgia	0-0-0	0	0.0	0	0	2	2	1.0	0	1
vs. Louisiana State	DNP									

MORE FROM JAYBO SHAW

Favorite movie of all-time: For the Love of the Game

Favorite class taken at Georgia Tech: Business Law

My first job: Boys and Girls Club

My dream date would be with: Jennifer Aniston

My most prized possession: Hedges from Athens (2008)

The best thing about Bobby Dodd Stadium: Running out behind the Wreck

Most people don't know that I: Love to play golf

My favorite spot in Atlanta: Atlantic Station

I can do a great imitation of: My dad



16

Quarterback
5-11 ■ 210 ■ Fr.
St. Matthews, S.C.
Calhoun County HS

DAVID SIMS

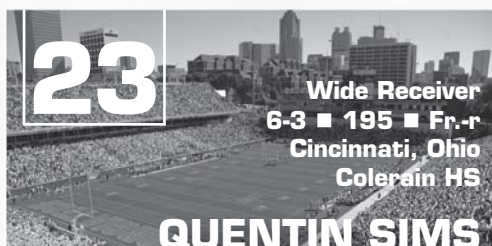
A dual-threat quarterback who should fit nicely into Paul Johnson's system... an excellent athlete who was a playmaker on both sides of the ball in high school.

High School

Calhoun County High School... a Scout.com 3-star recruit... No. 54 QB in the nation (Scout.com)... No. 20 athlete in the nation (ESPN.com)... finalist for South Carolina Mr. Football award... second team all-state selection for all classifications... named ESPN's National High School Player of the Week... played in South Carolina's North-South All-Star Game... passed for over 1,000 yards and rushed for more than 1,000 yards as a senior in 2008... threw for 1,492 yards and 19 touchdowns, rushed for 895 yards and 11 TDs, picked off five passes including two for touchdowns as a junior in 2007... holds school records for total offense in a season (3,900), passing touchdowns (37), career passing yards (5,800) and career rushing yards (2,800)... led CCHS to three regional championships and Sims was 28-6 as a starter during his career... coached by Walter Wilson, earning four varsity letters in football including two seasons as team captain... also played two seasons of basketball.

Personal

Chose Tech over offers from Kansas, Kentucky, N.C. State and South Carolina... son of David Sims, Sr. and Carolyn Jackson... full name is David O'Briann Sims... born Sept. 14, 1990 in Orangeburg, S.C... began playing football at age 11... may want to pursue a career as a sports agent... considering a major in management.



23

Wide Receiver
6-3 ■ 195 ■ Fr.-r
Cincinnati, Ohio
Colerain HS

QUENTIN SIMS

A talented freshman receiver whose redshirt came dangerously close to being burned midway through last season... has good size and athletic ability... enters the fall second on the depth chart at receiver... has potential to be a standout.

2008

Redshirted as a true freshman... almost shed the redshirt Sept. 13 at Virginia Tech when two Jacket receivers were out with injuries.

High School

Played for one of Ohio's top prep programs... Colerain went 12-1 in 2007 and finished No. 14 in USA Today's National Super 25... had 24 receptions for 313 yards and two touchdowns in 2007... rushed 75 times for 764 yards and seven touchdowns... moved to quarterback during the state playoffs in place of an injured starting QB... led Colerain to conference championships in 2004, 2005, 2006 and 2007... won district championships in 2004 and 2006... was part of the 2004 state championship team... earned nine varsity letters, three in football, four in track and two in basketball... was a sprinter and high-jumper on the track team... a second team all-conference selection in 2007 as a running back... had a memorable season opener as a senior in 2007... playing quarterback, he rushed for 228 yards on 12 carries, was 3-for-3 passing with two TDs, with one of the TDs going to his younger brother, Damon... was a two-time all-conference selection in track... member of the high school student senate.

Personal

Chose Georgia Tech over Buffalo, Virginia and others... selected Tech because of the Management program, the football team, coaching staff and the city of Atlanta... earned a national championship in karate in 2000... father, Fred Sims, was a running back at Oklahoma in 1981 and 1982... born July 11, 1990 in Tucson, Ariz. ... a computational media major.

MORE FROM QUENTIN SIMS

Favorite movies of all-time: 300; Hitch; Hardball

Favorite class taken at Georgia Tech: Military Science

My first job: Paper boy

My dream date would be with: Christina Milian

My Bucket List includes: Meeting Will Smith and Michael Jordan

My most prized possession: My highlight tape

The best thing about Bobby Dodd Stadium: The fans

I can do this one thing better than almost anyone: Catch footballs



17

A-Back
6-0 ■ 190 ■ Fr.
Phenix City, Ala.
Central HS

ORWIN SMITH

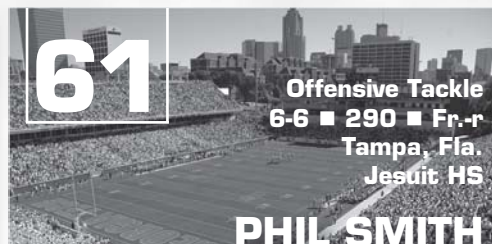
A very strong runner, productive as a slashing, straight-line ball-carrier... comes from the same high school as Yellow Jacket senior guard Cord Howard.

High School

Central High School... rushed for 1,252 yards on 214 carries and scored 18 touchdowns as a senior... his 18 touchdowns in 2008 tied a school record... as a junior, rushed for 1,278 yards and 12 touchdowns... a first team all-state selection, two-time All-Bi-City and two-time team MVP... played in the Alabama-Mississippi All-Star Classic... coached by Ron Nelson, earning three varsity letters as a running back... also ran track for four years (sprinter) and played basketball for three seasons.

Personal

Chose Georgia Tech because of the academics, the football program and the city of Atlanta... also received offers from Clemson, UAB and Vanderbilt... son of Stacy Henry and Monica Smith... full name is Orwin Dante Smith... has two siblings, Robert and Malik... began playing football at age seven.



61

Offensive Tackle
6-6 ■ 290 ■ Fr.-r
Tampa, Fla.
Jesuit HS

PHIL SMITH

Will be in the hunt for a starting job on Tech's youthful offensive line... was a surprise of the 2008 recruiting class... possesses good speed for a player his size.

2008

Redshirted as a true freshman.

High School

Earned all-county honors in 2007... selected All-Hillsborough County second team... earned all-state honors by the FSWA as an offensive tackle... rated the No. 56 prospect nationally at offensive tackle by Scout.com... recorded six sacks on the defensive line as a junior... earned two varsity letters in football at defensive end, offensive tackle and tight end... also earned two letters in basketball as an imposing center... served one year as captain of the basketball team... recorded a triple-double as a sophomore with 18 points, 13 rebounds and 11 blocked shots against Berkeley Prep... selected for the student council as a senior... attended same high school as current Yellow Jacket Michael Peterson... former Tech quarterback George Godsey also attended Jesuit HS.

Personal

Chose Georgia Tech over Penn State and several other schools... born July 24, 1990 in Tampa... given name is Philip Wallace Smith... father, Mark, played football for four years at Nicholls State... has a younger brother, Brad... a management major.



MORE FROM PHIL SMITH

Favorite meal: Seafood gumbo

Favorite class taken at Georgia Tech: Business Law

Websites I like: ESPN.com; USAToday.com; Ramblinwreck.com

Worst habit: Talking loudly

My dream date would be with: Scarlett Johansson

My Bucket List includes: Shoot a flame-thrower

The best thing about Bobby Dodd Stadium: The Budweiser song

Most people don't know that I: Can dunk a basketball

I can do a great imitation of: Assistant coach Todd Spencer

I can do this one thing better than almost anyone: Play FIFA



Cornerback
6-0 ■ 170 ■ Fr.
Locust Grove, Ga.
Luella HS

ROD SWEETING

An in-state product who comes to Georgia Tech after a standout prep career.

High School

Luella High School... a Scout.com 4-star recruit... No. 22 CB in the nation (Scout.com)... No. 28 safety in the nation (ESPN.com)... 2008 Georgia Class 5A first team all-state selection, and a two-time first team all-region... earned Golden Helmet Award for academic and athletic performance and was team MVP in 2008... played in the Offense-Defense All-American Game in Myrtle Beach, S.C... had 36 receptions for 723 yards and 10 TD's as a senior... defensively, had 58 tackles and two interceptions and also served as a kickoff and punt returner... junior season had 58 tackles, one interception, one blocked field goal, one fumble recovery and a 99-yard kickoff return... coached by Paul Burgdorf... earned three varsity letters in football and served two years as team captain.

Personal

Chose Georgia Tech because of the education, the athletics and the coaching staff... received offers from Auburn, Maryland, North Carolina and Ohio State... son of Norris and Williea Toomer... full name is Roderick Hilary Sweeting... born Sept. 28, 1990 in Miami... has two siblings, Garrett Toomer and Tyrikka Hudson... uncle, John Henry, played basketball at Oral Roberts... enjoys riding horses and four-wheelers... started playing football at age eight... considering a major in management.



Linebacker
6-2 ■ 236 ■ So.
McDonough, Ga.
Union Grove HS

STEVEN SYLVESTER

Made an immediate impact last season as a true freshman... should be part of the linebacker rotation in 2009... has natural tools of a linebacker but also the skills to play running back... a strong tackler who consistently knocks ball carriers backwards.

2008

Scrapped the redshirt in the second game and was a solid back-up at outside linebacker... saw action in every game (12 games) after taking off the redshirt... had 11 tackles, including eight solo tackles... recorded four tackles, including three solo tackles, vs. Gardner-Webb (Oct. 11)... recorded three tackles, including two solo tackles, vs. Mississippi State (Sept. 20)... saw significant action against Boston College (Sept. 6) and made one solo tackle.

High School

Ranked by Superprep as Georgia's No. 21 prospect... ranked No. 26 in the same category by Rivals... Rivals ranked him the 26th-best prospect nationally at inside linebacker... Scout.com ranked him 23rd nationally as a weakside linebacker... named first team all-region as a senior and second team as a sophomore and junior... selected to play in the Georgia North-South All-Star Game... scored four touchdowns in his final

high school game... earned four varsity letters in football under coaches Bill Hobbs and Mike McDonald... also earned three letters in basketball as a power forward... former teammate of Georgia Tech sophomore linebacker Kyle Jackson... was vice-president of the student body... homecoming king as a senior... received the Coca-Cola Award for outstanding athletic and academic achievement.

Personal

Chose Georgia Tech over Georgia and Alabama, among others... born October 18, 1989 in Enterprise, Ala... once lived in Seattle... given name is Steven Joseph Sylvester... majoring in science technology, and culture.

SYLVESTER'S CAREER STATISTICS

Year	G-GS	P-A	Tkl	TFL	Sck	FC	FR	Int	PB
2008	12-0	8-3	11	0	0	0	0	0	0

CAREER HIGHS

Tackles: 4 vs. Gardner-Webb, October 11, 2008

2008 GAME-BY-GAME	P-A	TKL	TFL	SCK	FC	FR	INT	PB
Jacksonville State	DNP							
at Boston College	1-0	1	0	0	0	0	0	0
at Virginia Tech	0-1	1	0	0	0	0	0	0
Mississippi State	2-1	3	0	0	0	0	0	0
Duke	1-0	1	0	0	0	0	0	0
Gardner-Webb	3-1	4	0	0	0	0	0	0
at Clemson	0-0	0	0	0	0	0	0	0
Virginia	0-0	0	0	0	0	0	0	0
Florida State	0-0	0	0	0	0	0	0	0
at North Carolina	0-0	0	0	0	0	0	0	0
Miami	0-0	0	0	0	0	0	0	0
at Georgia	1-0	1	0	0	0	0	0	0
vs. Louisiana State	0-0	0	0	0	0	0	0	0



MORE FROM STEVEN SYLVESTER

Favorite movies of all-time: The Wood; Training Day; Set it Off

Favorite meal: Anything mom cooks

My dream date would be with: Lauren London

My Bucket List includes: Skydiving; going to Brazil

My most prized possession: Picture of my family

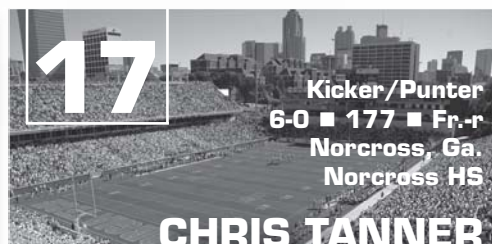
The best thing about Bobby Dodd Stadium: Seeing the lights on at night games

Most people don't know that I: Can sing

My favorite spot in Atlanta: The Underground

I can do a great imitation of: Defensive Coordinator Dave Wommack

I can do this one thing better than almost anyone: Speak in front of people



Kicker/Punter
6-0 ■ 177 ■ Fr.-r
Norcross, Ga.
Norcross HS

CHRIS TANNER

A non-scholarship local product who may push for the job at kicker and/or punter... kicked a 37-yard field goal in the T-Day Game.

2008

A walk-on who joined the team after classes began in August.



High School

Norcross High School... earned two varsity letters in football... played for coach Keith Maloof... helped lead Norcross to regional championships in 2006 and 2007... named to the 2007 Gwinnett County all-star team... broke three school records that had stood since 1956 — field goals made in a season (12 in 2006), PATs in a season (42 in 2006), field goals in one game (3 in 2007 vs. Northview)... kicked a 47-yard field goal with 20 seconds left to put the game into triple-overtime in 2006... served as executive vice-president of the student council... a member of the honor roll.

Personal

Full name is James Christopher Tanner... parents are Richard and Kathy Tanner... Richard graduated from Georgia Tech in 1979... born in Tampa, Fla., on Jan. 23, 1990... majoring in economics and international affairs... post-school ambition is to be an economist... chose Tech because of the opportunity to kick for the Yellow Jackets; the academics and business program; and because his father attended Tech.



COOPER TAYLOR

- 2008 Second Team All-ACC (Rivals)
- 2008 Honorable Mention Freshman All-America (College Football News)
- 2008 Rivals National Freshman of the Week (Nov. 3)

Emerged as a star of the near future last season as a true freshman... made several key plays as a rookie safety... enters the fall as a likely candidate to start at the new "Wolf" linebacker position... has good instincts and is a solid pass defender... one of the fastest players on the team.

2008

Named second team All-ACC by Rivals and honorable mention Freshmen All-America by College Football News... ranked second on the team and second among all ACC freshmen in tackles (69), including 45 solo tackles, despite starting just three games... his three career starts came against Florida State, Miami and Georgia... had two forced fumbles, one interception and two pass break-ups... one of three true freshmen to play on defense... recorded four solo tackles in the Chick-fil-A Bowl vs. LSU (Dec. 31)... was Tech's leading tackler (9) in the win at 13th-ranked Georgia (Nov. 29)... recorded three solo tackles and a pass break-up vs. No. 23 Miami (Nov. 20)... earned National Freshman of the Week honors by Rivals.com after his performance vs. Florida State (Nov. 1)... with FSU driving for the go-ahead touchdown and less than one minute remaining, Taylor forced a Seminole fumble near the goal line, securing Tech's 31-28 win... had his first career interception and returned it 28 yards against the 'Noles... paced the team with 10 tackles, including eight solo tackles against FSU... tied for a team-high with 11 tackles, including eight solos, plus one pass break-up vs. Virginia (Oct. 25)... played the majority of the game at Virginia Tech (Sept. 13) and recorded nine tackles... played close to 50 snaps at Boston College (Sept. 6)... had six tackles, including three solo tackles, against the Eagles... had impressive career debut vs. Jacksonville State (Aug. 28)... recorded three tackles, including two solo tackles, and forced a fumble.

High School

Ranked by Superprep as Georgia's No. 61 prospect... ranked by Scout.com as the No. 78 prospect nationally at safety... a two-time all-state and all-county selection... earned three varsity letters in football... played a variety of positions on the prep level including receiver, free safety, running back and quarterback... led team to the state championship game and a regional championship in 2006... broke the school single-season interception record in '06.

Personal

Chose Georgia Tech over Mississippi State, Virginia, Duke and others... born April 14, 1990 in Atlanta... given name is Cooper Austin Taylor... the son of former Georgia Tech quarterback Jim Bob Taylor, who went on to play for the Baltimore Colts in 1983... majoring in management.

TAYLOR'S CAREER STATISTICS

Year	G-GS	P-A	Tkl	TFL	Sck	FC	FR	Int	PB
2008	13-3	45-24	69	0	0	2	0	1-28	2

CAREER HIGHS

Tackles: 11 vs. Virginia, Oct. 25, 2008

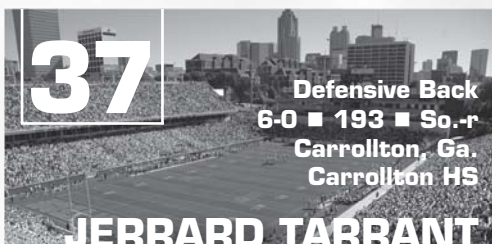
Fumbles Caused: 1 vs. Jacksonville State, Aug. 28, 2008, 1 vs. Florida State, Nov. 1, 2008

PB: 1 vs. Virginia, Oct. 25, 2008, 1 vs. Miami, Nov. 20, 2008

INT: 1 vs. Florida State, Nov. 1, 2008

Longest INT return: 28 vs. Florida State, Nov. 1, 2008

2008 GAME-BY-GAME	P-A	TKL	TFL	SCK	FC	FR	INT	PB
Jacksonville State	2-1	3	0	0	1	0	0	0



JERRARD TARRANT

A talented, athletic player who enters the fall as a candidate to start at cornerback... re-joined the team in the spring after sitting out all of 2008, suspended from the team while awaiting the result of a legal issue that was cleared earlier this year.

2008

Participated in spring drills and entered the season as a candidate to start in the secondary... was suspended indefinitely, however, because of a legal issue.

2007

Redshirted as a true freshman.

High School

A first-team all-state honoree in Class AAA at both defensive back and return specialist... rated the No. 43 prospect in Georgia by Rivals and No. 47 by

Scout.com... Top 50 in Georgia selection

by the Atlanta Journal-Constitution and the Macon Telegraph... PrepStar all-region selection... coached by Rayvan Teague at Carrollton High... had 53 tackles, six interceptions and 12 pass break-ups as a senior... also played wide receiver (34 catches, 569 yards, four touchdowns) and returned punts and kickoffs.

Personal

Full name is Jerrard DaShawn Tarrant... parents are Reico and Tricia North... born May 29, 1989... a management major.

MORE FROM JERRARD TARRANT

Favorite movie of all-time: Scarface

Favorite meal: Shepherd's pie

Worst habit: Biting my nails

My first job: Subway

My dream date would be with: Stacey Dash

My Bucket List includes: Married with children; be a millionaire

My most prized possession: A T-shirt with my great grandmother's photo

Most people don't know that I: Once worked in a chicken house



90 ■ 2009 GEORGIA TECH FOOTBALL FULL STEAM AHEAD



THOMAS

at Boston College	3-3	6	0	0	0	0	0	0
at Virginia Tech	2-7	9	0	0	0	0	0	0
Mississippi State	1-1	2	0	0	0	0	0	0
Duke	2-1	3	0	0	0	0	0	0
Gardner-Webb	3-0	3	0	0	0	0	0	0
at Clemson	1-1	2	0	0	0	0	0	0
Virginia	8-3	11	0	0	0	0	0	1
Florida State*	8-2	10	0	0	1	0	1-28	0
at North Carolina	2-2	4	0	0	0	0	0	0
Miami*	3-0	3	0	0	0	0	0	1
at Georgia*	6-3	9	0	0	0	0	0	0
vs. Louisiana State*	4-0	4	0	0	0	0	0	0

MORE FROM COOPER TAYLOR

Favorite movie of all-time: Forrest Gump

Favorite meal: Oysters

Worst habit: Messy room

My Bucket List includes: Hunting caribou migrating in Alaska

My most prized possession: My fishing pole

The best thing about Bobby Dodd Stadium: Walking out for a Thursday night game

I can do a great imitation of: Assistant coach Al "Buzz" Preston

I can do this one thing better than almost anyone: Fish and hunt



- 2007 ACC All-Freshman Team (Sporting News)
- 2007 Honorable Mention Freshman All-America (Sporting News)

Georgia Tech's best receiver since Calvin Johnson and one of the most skilled receivers in the ACC... has greatly improved his blocking skills... has 1,185 career receiving yards to rank tied for 16th in Tech history... his 74 career receptions rank tied for 19th in Tech history... had three receiving touchdowns in 2008, seven for his career... has recorded two career 100-yard receiving games... a talented and athletic receiver with big-play capability... has outstanding speed.

2008

Ranked eighth in the ACC in receiving yards per game (52.2 ypg)... caught at least one pass in every game he played in... had 39 receptions for 627 yards... had more than half of Tech's receptions (39 of 74)... had nine receptions of 20 yards or longer... averaged 16.1 yards per reception... caught three passes for 32 yards vs. LSU in the Chick-fil-A Bowl (Dec. 31)... showed his versatility in the Miami game (Nov. 20) when he had two receptions for 17 yards, one rushing attempt for 14 yards and he threw a 22-yard pass completion to Lucas Cox... had four receptions at 19th-ranked North Carolina (Nov. 8)... had five of Tech's seven receptions, for 88 yards, including a 42-yard strike from Josh Nesbitt vs. Virginia (Oct. 25)... was a hero in the win at Clemson (Oct. 18) when he hauled in a 24-yard touchdown pass from Nesbitt with 5:22 remaining to lift Tech to a 21-17 road win... finished the game with four receptions for 56 yards... recorded two receptions for 41 yards including a key 35-yard reception from Calvin Booker vs. Gardner-Webb (Oct. 11)... had one of the finest days by a receiver in Georgia Tech history vs. Duke (Oct. 4)... hauled in all nine of Tech's receptions for 230 yards – the second-most single-game receiving yards in school history... had an 88-yard touchdown reception on a pass from Jaybo Shaw – the third-longest pass play in Tech history and the longest since 1996... caught his first touchdown pass of the season – a 20-

yard pass from Jaybo Shaw – vs. Mississippi State (Sept. 20)... did not play in the Virginia Tech (Sept. 13) game to recover from a mild concussion... had four of Tech's six receptions at Boston College (Sept. 6) for 56 yards... had one catch for nine yards and threw a pancake block that led to a touchdown vs. Jacksonville State (Aug. 28).

2007

Played in all 13 games and started 10 times... started the final eight games... ranked second among Yellow Jacket receivers in receptions (35) and receiving yards (558)... had twice as many touchdown receptions (4) as any Tech receiver... averaged 15.9 yards per reception... had one rushing attempt and one passing attempt... caught one pass in each of the first two games of his rookie season before hauling in five passes for 68 yards including a long of 43 against Boston College (Sept. 15)... scored his first career touchdown on a pass from Taylor Bennett at Virginia (Sept. 22)... ended up with four catches for 86 yards, including a 56-yarder, against the Wahoos... was outstanding at Maryland (Oct. 6)... had a career-high nine receptions, had one TD reception, and went over the 100-yard receiving mark (139 yards) for the first time in his career... had two catches for 46 yards and was credited for a touchdown reception on a ball he didn't catch at Duke (Nov. 10)... D.J. Donley caught a pass from Taylor Bennett but fumbled into the end zone where Thomas recovered for a TD against the Blue Devils... had three receptions vs. North Carolina and two more vs. Georgia... had four catches for 69 yards and one touchdown in the Humanitarian Bowl.

2006

Redshirted as a true freshman.

High School

Member of the Atlanta Journal-Constitution's Top 50 in Georgia... a first-team all-state selection in Class AA by the AJC... rated the No. 22 prospect in Georgia by Scout.com and the No. 34 player in the state by Rivals.com... PrepStar All-Region selection... two-time all-region and all-Heart of Georgia choice... selected for the GACA North-South All-Star game... had 56 catches for 756 yards and seven touchdowns as a senior, following 32 receptions for 330 yards and three scores as a junior... coached by John Kenny... played on state championship basketball team.

Personal

Full name is Demaryius Antwon Thomas... nickname is Bay-Bay... born December 25, 1987... parents are Shirley Brown and Bobby Thomas... arguably the best basketball player on the team... majoring in management.

THOMAS' CAREER STATISTICS

Year	GP-GS	Rec	Yds	Avg	TD	LP	Rush	Yds	Avg	TD	LP
2008	12-12	39	627	16.1	3	88	2	29	14.5	0	15
2007	13-10	35	558	15.9	4	56	1	0	0.0	0	0
TOTAL	25-22	74	1185	16.0	7	88	3	29	9.7	0	15

CAREER HIGHS

Receptions: 9 at Maryland, Oct. 6, 2007; 9 vs. Duke, Oct. 4, 2008

Yards Receiving: 230 vs. Duke, Oct. 4, 2008

TD Receptions: 1, seven times

Long Reception: 88 vs. Duke, Oct. 4, 2008

Rushing Attempts: 1 at North Carolina, Nov. 8, 2008, 1 vs. Miami, Nov. 20, 2008

Rushing Yards: 15 at North Carolina, Nov. 8, 2008

Longest Rush: 15 at North Carolina, Nov. 8, 2008

Pass Attempts: 1 vs. Miami, Nov. 20, 2008

Pass Completions: 1 vs. Miami, Nov. 20, 2008

2008 GAME-BY-GAME

	Rec	Yds	Avg	TD	LP	Rush	Yds	Avg	TD	LP
Jacksonville State*	1	9	9.0	0	0	0	0	0.0	0	0
at Boston College*	4	56	14.0	0	19	0	0	0.0	0	0
at Virginia Tech	INJ									
Mississippi State*	2	23	11.5	1	20	0	0	0.0	0	0
Duke*	9	230	25.6	1	88	0	0	0.0	0	0
Gardner-Webb*	2	41	20.5	0	35	0	0	0.0	0	0
at Clemson*	4	56	14.0	1	24	0	0	0.0	0	0
Virginia*	5	88	17.6	0	42	0	0	0.0	0	0
Florida State*	2	21	10.5	0	11	0	0	0.0	0	0
at North Carolina*	4	35	8.8	0	14	1	15	15.0	0	15
Miami*	2	17	8.5	0	12	1	14	14.0	0	14
at Georgia*	1	19	19.0	0	19	0	0	0.0	0	0
vs. Louisiana State*	3	32	10.7	0	11	0	0	0.0	0	0

MORE FROM DEMARYIUS THOMAS

Favorite movie of all-time: Friday

Favorite meal: Steak

Favorite class taken at Georgia Tech: Business Law

Websites I like: Facebook

My dream date would be with: Keyshia Cole

The best thing about Bobby Dodd Stadium: The crowd

My favorite spot in Atlanta: My room

I can do this one thing better than almost anyone: Dance





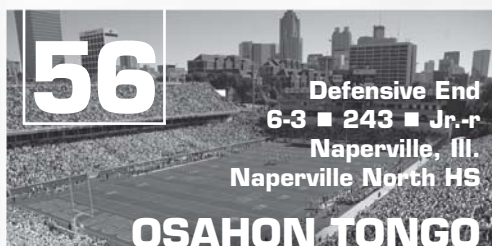
A smooth, natural athlete who can play on either side of the ball... an in-state product who enjoyed an outstanding prep career.

High School

Fitzgerald High School... a Scout.com 3-star recruit... 2008 Class AA Defensive Player of the Year (AJC)... Class AA first team all-state selection (GHSA and AJC), all-district and was named to the North-South All-Star Classic roster... rushed 59 times for 518 yards (8.8 yards per carry) and seven touchdowns in 2008... defensively, had 140 tackles (84 solo) with three blocked field goals and four Interceptions... coached by Robbie Pruitt... also ran track.

Personal

Chose Georgia Tech because "it's the perfect place," the Yellow Jacket players and because it is close to home... also received offers from Purdue, Troy and Vanderbilt among others... full name is Jemea I. Thomas... born April 7, 1990 in Fitzgerald, Ga... has five older siblings... brother, Fabian Daniel, played football at Shorter College... began playing football at age nine... undecided on a major.



Moved from linebacker to defensive end in the spring... enters the fall as a back-up to Derrick Morgan at one end... could also be active on special teams... has seen spot duty at linebacker the past two seasons.

2008

A reserve at inside linebacker who saw most of his action on special teams... had two tackles, including one solo, vs. Mississippi State (Sept. 20)... recorded his first career sack, for a loss of 11 yards, in the season opener vs. Jacksonville State (Aug. 28)... was one of several young and talented linebackers on the roster.

2007

Played in the first two games of the season - at Notre Dame (Sept. 1) and vs. Samford (Sept. 8)... recorded one tackle in the Samford game.

2006

Redshirted as a true freshman.

High School

The No. 8 player in Illinois according to Rivals.com... the state's No. 19 prospect by Scout.com... rated the No. 18 linebacker in the nation by Rivals.com and No. 33 by Scout.com... PrepStar All-Region selection... earned all-state honors in Class 8A as a senior after garnering all-area and all-region accolades as a junior... made more than 100 tackles and 12 sacks as a senior... coached by Larry McKeon... also lettered in track... made the honor roll at Naperville North High.

Personal

Full name is Osahton Tongo (OH-suh-han)... first name means "God heard my prayers"... parents are Esther and Godwin Tongo... born August 21, 1988... majoring in management.

TONGO'S CAREER STATISTICS

Year	G-G	P-A	Tkl	TFL	Sck	FC	FR	Int	PB
2008	4-0	2-1	3	1.0-11	1.0-11	0	0	0	0
2007	1-0	1-0	1	0-0	0-0	0	0	0	0
TOTAL	5-0	3-1	4	1.0-11	1.0-11	0	0	0	0

CAREER HIGHS

Tackles: 2 vs. Mississippi State, Sept. 20, 2008

Sacks: 1.0 vs. Jacksonville State, Aug. 28, 2008

TFL: 1.0 vs. Jacksonville State, Aug. 28, 2008

MORE FROM OSAHTON TONGO

Favorite movies of all-time: Superbad; Juice; Any Given Sunday

Favorite meal: Orange beef

Favorite class taken at Georgia Tech: International Business

Worst habit: Snoring

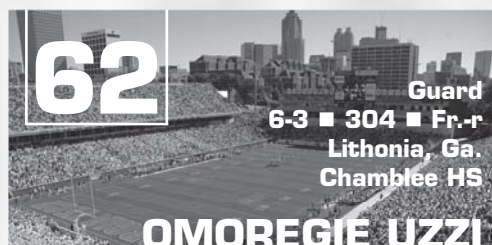
My first job: Caddy

My dream date would be with: Eva Mendes

My Bucket List includes: Skydiving; bungee jumping

Most people don't know that I: Love God!

I can do this one thing better than almost anyone: Fight linemen



A highly-touted redshirt freshman competing for a starting job at guard... spent redshirt season of 2008 increasing strength and better learning the offense... excelled on both the offensive and defensive lines in high school... has good size... moves well laterally and plays with great effort... pronunciation: o-more-gay ooze-E.

2008

Redshirted as a true freshman.

High School

The ninth-rated offensive guard prospect nationally according to Scout.com... a first team all-state selection in 2007... also named to the Atlanta Journal-Constitution's All-Citywide Team... a 2007 U.S. Army All-American and played in the U.S. Army All-American Bowl... chosen to play in the first Dekalb County Senior All-Star Game... named most outstanding lineman at Chamblee High School... helped lead Chamblee to a 12-2 record in 2007 - the most wins in school history... Chamblee advanced to the state semifinals and earned a final state ranking of No. 3... was instrumental in Chamblee rushing for 4,267 yards (7.5 yards per carry) and 60 touchdowns in 2007... as a junior in 2006, Uzzi recorded 70 tackles and two sacks.

Personal

Selected Tech over Alabama, Virginia, Georgia and others... majoring in management.

MORE FROM OMOREGIE UZZI

Favorite movies of all-time: Friday; Soul Men; Talladega Nights

Favorite meal: Spaghetti

Websites I like: Facebook; The Hub

My dream date would be with: Lauren London

The best thing about Bobby Dodd Stadium: The fans, of course

I can do a great imitation of: Gucci Mane

I can do this one thing better than almost anyone: Be me



A veteran on the Yellow Jacket offensive line... one of just six scholarship seniors on the roster... the returning starter at center... missed all of spring practice after undergoing off-season shoulder surgery... expected to be close to 100 percent in the fall... moved from guard to center in the spring of 2008.



2008

Georgia Tech's starter at center in every game... helped Georgia Tech rank first in the ACC and third nationally in rushing offense... key in the Jackets' rushing for 409 yards at 13th-ranked Georgia (Nov. 29)... helped Tech roll up 472 yards rushing vs. No. 23 Miami (Nov. 20)... key in the Jackets gaining 326 yards on the ground at North Carolina (Nov. 8)... helped Tech produce 454 yards of total offense vs. Duke (Oct. 4)... missed part of the Mississippi State game (Sept. 20) with an injured shoulder.

2007

Played in 10 games and started the final seven games of the season... played a key role in Georgia Tech leading the ACC in rushing as a team and Tashard Choice leading the league in rushing individually... also helped Tech finish tied for first in the league in fewest sacks allowed.

2006

Played in four games, gaining experience in wins over Samford, Troy, Virginia and Duke.

2005

One of six offensive linemen who redshirted for the Jackets in 2005.

High School

First-team All-Catholic League and all-city by the Philadelphia Daily News... first-team All-Southeastern Pennsylvania and second-team all-state by the Philadelphia Inquirer... selected for Philadelphia Daily News City All-Star Game and Pennsylvania East/West All-Star Game... Pennsylvania Football News All-State All Academic Football Team... coached by Gil Brookes... recorded 95 knockdown blocks as a senior at St. Joseph's Prep... National Football Foundation Scholar-Athlete... threw the shotput and earned All-Catholic League honors for track.

Personal

Full name is Daniel James Voss... parents are Stephen and Molly Voss... born April 9, 1987... majoring in management.

MORE FROM DAN VOSS

My Bucket List includes: Stumping the Schwab
I can do a great imitation of: Joseph Gilbert
I can do this one thing better than almost anyone: Step before I snap



ALEX WALKER

A solid reserve in the secondary, most likely at cornerback... a non-scholarship player who played in four games in 2008 and recorded an interception against Duke... a good overall athlete who gives Tech depth in the secondary.

2008


Recorded his first career interception and returned it 30 yards vs. Duke (Oct. 4)... saw significant action vs. Mississippi State (Sept. 20) and recorded two tackles, including one solo... saw brief action at Virginia Tech (Sept. 13).

2007

Redshirted as a true freshman.

High School

Earned four letters at Westside High School, playing wide receiver, defensive back and kick returner... served one year as team captain... played for coach Gerald Barnes... also lettered two years in track and basketball... named first team All-Area by the Augusta Chronicle and first team All-Region... as a senior, caught 35 passes for 615 yards, six touchdowns and had three interceptions as a defensive back... took second place in the state high jump, clearing a school-record 6-8... took fourth and won county and regional titles in the 110 hurdles.



Personal

Given name is Alexander Aradus Walker... Parents are Wade and Louise Walker... a management major... considering a career as a lawyer... chose Tech because of academics, athletics and location... born Nov. 27, 1988 in Augusta... majoring in management.

WALKER'S CAREER STATISTICS

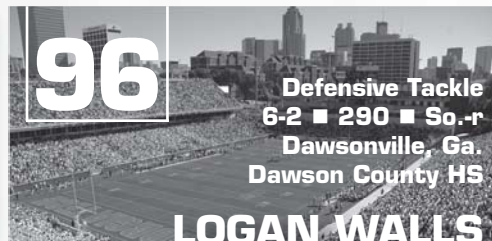
Year	G-GS	P-A	Tkl	TFL	Sck	FC	FR	Int	PB
2008	4-0	1-1	2	0	0	0	0	1-30	0

CAREER HIGHS

Tackles: 2 vs. Mississippi State, Sept. 20, 2008 INT: 1 vs. Duke, Oct. 4, 2008

MORE FROM ALEX WALKER

Favorite movie of all-time: The Goonies
Favorite meal: Barbecue chicken, cabbage
My first job: Fish market
My dream date would be with: Keri Hilson
The best thing about Bobby Dodd Stadium: The atmosphere
Most people don't know that I: Sing all the time
My favorite spot in Atlanta: Centennial Place



LOGAN WALLS

A candidate to start at defensive tackle, helping to replace the void left by Darryl Richard and Vance Walker... a tough player who overcame heart surgery last summer to be a solid contributor in 2008... his brothers, Lance and Levi, were on the Yellow Jacket roster last year.

2008

A reserve at defensive tackle...played in the second half in the win over No. 23 Miami (Nov. 20)... saw second-half action in the 38-7 win vs. Mississippi State (Sept. 20)... saw his first career action and made a tackle in the season opener vs. Jacksonville State (Aug. 28).

2007

Redshirted the season after battling through injury.

High School

Rated among the Top 30 players in Georgia by Rivals (No. 22) and SuperPrep (No. 29)... ranked the No. 30 defensive tackle in the nation by Rivals... tabbed to the Top 50 in Georgia by both the Atlanta Journal-Constitution and the Macon Telegraph... honorable mention all-state selection in Class AA... PrepStar all-region... coached by Jeff Lee at Dawson County High.

Personal

Full name is Logan Spencer Timothy Walls... parents are Wyatt Bales and Torina Walls... son of the late Sandy Walls... born Nov. 8, 1988... majoring in management.

WALLS' CAREER STATISTICS

Year	G-GS	P-A	Tkl	TFL	Sck	FC	FR	Int	PB
2008	3-0	0-1	1	0	0	0	0	0	0

MORE FROM LOGAN WALLS

Favorite meal: Mexican food
Favorite class taken at Georgia Tech: International Business
Worst habit: Ice cream
My first job: El Rio worker
My Bucket List includes: Drive a Ferrari Enzo; travel the world
My most prized possession: My shoes
Most people don't know that I: Clogged growing up
I can do this one thing better than almost anyone: Play FIFA



An athletic quarterback who enters the fall third on the depth chart... a terrific runner who gives the Yellow Jackets more depth at QB than they have had in years... can be dangerous in Tech's option game... ran for two touchdowns and threw for one touchdown in the April 18 spring game.

2008

Redshirted as a true freshman and often played quarterback on the scout team.

High School

Named first team class 6A all-state... a two-time member of the Montgomery Advertiser all-metro team... earned all-county honors three times... ranked as the No. 60 prospect nationally at quarterback by Scout.com... posted career numbers of 5,042 yards passing, 2,097 yards rushing, 42 passing touchdowns and 25 rushing TDs... rushed for 1,088 yards and 14 TDs as a senior... led Wetumpka to a 10-2 record in 2007... passed for more than 200 yards five times in '07, including a season-high 254 yards in the second round of the state playoffs... rushed for more than 100 yards in five games, including a season-high 214 yards vs. Fairhope HS... a three-year starter for the Indians... played four years of football, including two as team captain, under coach Chad Anderson... also played basketball and baseball.

Personal

Chose Georgia Tech over Louisville, Troy and Memphis... selected Georgia Tech because of its academic tradition, the opportunity to play college football at the highest level and to play for Coach Paul Johnson... born May 19, 1990 in Montgomery, Ala... given name is Tevin Cory-Hunter Washington... has three siblings – Trey, Adrienne and Audrie... father, Lewis, played basketball at Faulkner University... a undeclared engineering major.

MORE FROM TEVIN WASHINGTON

Favorite movie of all-time: Friday Night Lights

Favorite meal: Fried chicken, macaroni and cheese, cornbread, collard greens

Favorite class taken at Georgia Tech: Military Science

My dream date would be with: Halle Berry

My Bucket List includes: Go to Africa

The best thing about Bobby Dodd Stadium: The Budweiser song

I can do a great imitation of: My Granddaddy



A big, strong runner with outstanding potential... enters the fall in competition for the job as Jonathan Dwyer's back-up at B-back... a big, bruising back who runs with power... a north-south runner who is very tough between the tackles... has good balance and quick feet for a big back... prefers to run through defenders as opposed to around them... was a star on offense on the high school level but has the skills to play linebacker on defense... rushed 11 times for 51 yards in the spring game.

2008

Redshirted as a true freshman although he came close to shedding the redshirt in mid-season... slowed in the preseason with a hamstring injury.

High School

Selected to the FSWA Class 1B All-State Team... member of the Florida Times Union Super 75... rated as the nation's third-best fullback by Rivals and fourth-best by Scout... also among Florida's top 75 prospects by Rivals... led FAMU High School to the Class 1B state championship game in back-to-back years including a state title as a junior... led team to three consecutive district titles and two straight regional crowns... rushed for more than 1,500 yards as a senior... as a junior, ran for 2,140 yards and 34 touch-

downs, ending the season with a 123-yard effort in the state title game... served two years as a team captain... the Tallahassee Quarterback Club's Offensive Player of the Year... made 75 tackles, 12 tackles-for-loss and five sacks as a sophomore.

Personal

Chose Georgia Tech over Ohio State, Boston College, Arkansas and others... selected Georgia Tech because of the academics, the coaches and the family atmosphere... born June 18, 1990 in Irvine, Calif... given name is Richard C. Watson... has two brothers – Brandon and Alexander... majoring in management.

MORE FROM RICHARD WATSON

Favorite movie of all-time: Life

Favorite meal: Fried chicken

Websites I like: YouTube

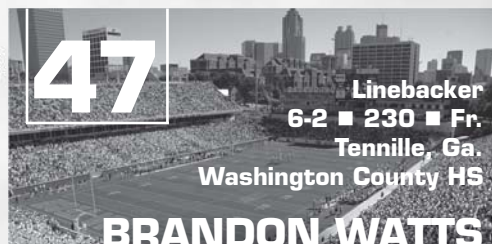
Worst habit: Over-sleeping

My dream date would be with: Alicia Keys

My most prized possession: High school state championship ring

The best thing about Bobby Dodd Stadium: The crowd

Most people don't know that I: Sing



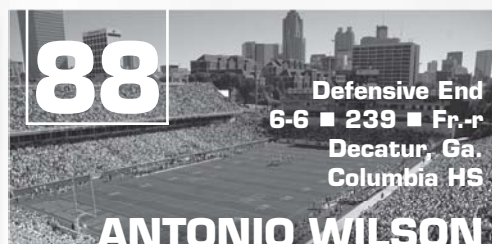
Athletic linebacker with a good blend of size, speed and range... recruited heavily throughout the ACC and SEC.

High School

Washington County High School... a Scout.com 3-star recruit... No. 30 weakside linebacker in the nation (Scout.com)... No. 49 outside linebacker nationally (ESPN.com)... recorded 86 tackles, nine tackles for loss and three interceptions; three rushing touchdowns as a quarterback as a senior in 2008... played in only eight games in 2008 because of a torn labrum in shoulder... honorable mention All-State (GHSA)... Augusta Chronicle All-Georgia Team... Region 3AAA Defensive Player of the Year... first team All-Middle Georgia... earned four varsity letters in football, playing quarterback and safety, and served two years as a team captain... had single-game highs of two interceptions and 20 tackles... ran track for four years (sprinter) and played basketball for two seasons... wore No. 10 in high school, the same number worn by his cousin, Stacy Walls.

Personal

Chose Georgia Tech because of the coaching staff, the academics and because he "felt at home"... also received offers from Clemson, Florida, N.C. State among others... parents are Jimmy and Sabrina Watts... born Jan. 21, 1991 in Augusta, Ga... has one sibling, Marquise... began playing football at age seven... undecided on a major.



An intriguing prospect who played just one year of high school football... gained 19 pounds and packed on muscle since arriving at Tech in August of 2008... athletic enough to play receiver... was a high school basketball star at Columbia High School but did not play varsity football until his senior year... enters 2009 as one of the top reserves at defensive end... recorded three tackles in the spring game.

2008

Redshirted as a true freshman... played very well for the scout team.

High School

Played in just four games in 2007 as a senior after suffering an injury in an automobile accident... had 25 tackles and 11 sacks in those four games... played three seasons





of basketball at Columbia... helped Columbia to the 2006 state championship in basketball... an outstanding student with a GPA approaching 4.0... consistently on the honor roll... member of the National Honor Society.

Personal

Chose Tech over Vanderbilt and others... selected Tech because of the football, the engineering major and because it's close to home... a chemical and biomolecular engineering major... born October 9, 1989 in Decatur, Ga... given name is Antonio DeMarco Wilson... has one sister, Kristie.

MORE FROM ANTONIO WILSON

Favorite movie of all-time: 300

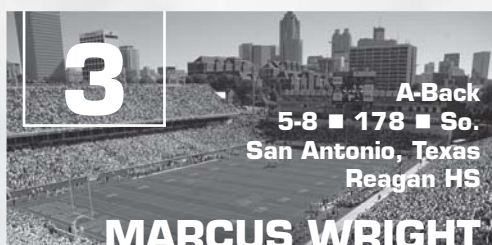
Favorite meal: Quarterbacks

Favorite class taken at Georgia Tech: Calculus

My dream date would be with: Keri Hilson

The best thing about Bobby Dodd Stadium: The crowd

I can do a great imitation of: Anyone



MARCUS WRIGHT

A small but extremely quick player who enters 2009 as a top back-up at A-back... his redshirt was pulled off in the sixth game of 2008 and he immediately made an impact as a reserve A-back and as a kick returner... showed promising ability... has an exceptional initial burst... has a second gear in the open field... compared by some to Garrett Wolfe... rushed four times for 30 yards in the spring game.

2008

Began playing midway through his true freshman season... had just four carries but averaged 9.2 yards per attempt... caught one pass for 47 yards... had nine kick returns for 200 yards (22.2 ypa)... had 83 all-purpose yards in the Chick-fil-A Bowl against LSU (Dec. 31)... had one reception for 47 yards and two kick returns for 36 yards against the Tigers... had a 37-yard kick return and three total returns for 84 yards at North Carolina (Nov. 8)... had a nifty 29-yard run to set up a touchdown in Tech's win over Florida State (Nov. 1)... had two kick returns for 38 yards including a long of 23 against Virginia (Oct. 25)... carried three times for eight yards including a long of four yards vs. Gardner-Webb (Oct. 11).

High School

Rushed for a San Antonio city record of 3,374 yards on 359 carries and scored 45 touchdowns as a senior... had at least one carry of 70-plus yards in eight consecutive games... a Parade All-American... played in the Army All-America Bowl... a first team all-state selection... played in eight career playoff games, producing 2,201 yards and 31 TDs... the Texas 5A offensive player of the year... finished prep career by rushing for 100 yards in 25 straight games... had a career total of 7,036 career yards and 85 touchdowns... earned three varsity letters in football and three in track as a sprinter... wore No. 21 in high school - the same number worn by his brother.

Personal

Chose Tech over Tulsa, among others... chose Georgia Tech because of the football program, academics and the location... given name is Marcus Lamar Wright... born Nov. 28, 1989 in Atlanta... father, Michael, played football at Alabama State... has four siblings... majoring in management.

CAREER HIGHS

Rushing Attempts: 3 vs. Gardner-Webb, Oct. 11, 2008

Rushing Yards: 29 vs. Florida State, Nov. 1, 2008

Longest Rush: 29 vs. Florida State, Nov. 1, 2008

Receptions: 1 vs. Louisiana State, Dec. 31, 2008

Yards Receiving: 47 vs. Louisiana State, Dec. 31, 2008


Long Reception: 47 vs. Louisiana State, Dec. 31, 2008

Kick Returns: 3 at North Carolina, Nov. 8, 2008

Kick Return Yards: 84 at North Carolina, Nov. 8, 2008

Longest Kick Return: 37 at North Carolina, Nov. 8, 2008

All-Purpose Yards: 84 at North Carolina, Nov. 8, 2008



WRIGHT'S CAREER STATISTICS

WRIGHT'S CAREER STATISTICS											
Year	GP-GS	Rush	Yds	Avg	TD	LP	Rec	Yds	Avg	TD	LP
2008	7-0	4	37	9.2	0	29	1	47	47.0	0	47
Returns	KOR	Yds	Avg	TD	LP	PR	Yds	Avg	TD	LP	
2008	9	200	22.2	0	37	0	0	0.0	0	0	

2008 GAME-BY-GAME

	Rush	Yds	Avg	TD	LP	Rec	Yds	Avg	TD	LP
Gardner-Webb at Clemson	DNP									
Virginia	0	0	0.0	0	0	0	0	0.0	0	0
Florida State	1	29	29.0	0	29	0	0	0.0	0	0
at North Carolina	0	0	0.0	0	0	0	0	0.0	0	0
Miami	0	0	0.0	0	0	0	0	0.0	0	0
at Georgia	0	0	0.0	0	0	0	0	0.0	0	0
vs. Louisiana State	0	0	0.0	0	0	1	47	47.0	0	47
2008 RETURNS	KOR	Yds	Avg	TD	LP	PR	Yds	Avg	TD	LP
Gardner-Webb at Clemson	0	0	0.0	0	0	0	0	0.0	0	0
Virginia	DNP									
Florida State	2	38	19.0	0	23	0	0	0.0	0	0
at North Carolina	2	42	21.0	0	23	0	0	0.0	0	0
Miami	3	84	28.0	0	37	0	0	0.0	0	0
at Georgia	0	0	0.0	0	0	0	0	0.0	0	0
vs. Louisiana State	2	36	18.0	0	19	0	0	0.0	0	0

MORE FROM MARCUS WRIGHT

Favorite movie of all-time: Friday

Favorite meal: Anything home-cooked

Websites I like: YouTube; Yahoo

Worst habit: Letting my nails grow too long

My dream date would be with: Halle Berry

My Bucket List includes: Skydiving



CLYDE YANDELL

Came off the bench late last season and showed solid potential at the tackle position... expected to be a part of the offensive line rotation in 2009.

2008

Moved up to second on the depth chart at tackle in early November after Andrew Gardner underwent season-ending surgery... saw considerable action vs. Miami (Nov. 20) and at North Carolina (Nov. 8)... saw second-half action in the Duke game (Oct. 4)... saw his first career action in the season opener vs. Jacksonville State (Aug. 28).

2007

Redshirted as a true freshman.

High School

Rated the No. 57 prospect in Florida by Rivals and Scout.com... ranked No. 23 in the nation among offensive tackles by Rivals... No. 38 on the Florida Top 100 list by the Orlando Sentinel... named to the Florida Times-Union Super 24... helped team reach the Class 4A state title game... second team all-state... coached by Craig Howard at Nease High.

Personal

Full name is Clyde Raymond Yandell, Jr. ... parents are Clyde and Juliana Yandell... born March 11, 1989... majoring in management.

MORE FROM CLYDE YANDELL

Favorite movies of all-time: Documentaries

Favorite meal: Grandma's Polish dinners

Favorite class taken at Georgia Tech: Business Law with Arn Rubino

My dream date would be with: Someone intelligent, interesting and influential

My Bucket List includes: Traveling the world

The best thing about Bobby Dodd Stadium: The atmosphere at night games

My favorite spot in Atlanta: Various locations on Piedmont Road

I can do a great imitation of: Assistant coach Todd Spencer

I can do this one thing better than almost anyone: Talk to people



STAFF BIOS

INSIDE

Head Coach Paul Johnson .96	Dave Wommack.....109
Brian Bohannon.....101	Support Staff.....110
Brian Jean-Mary.....102	Dr. G.P. "Bud" Peterson..113
Charles Kelly.....103	Dan Radakovich.....114
Jeff Monken.....104	Administration115
Al "Buzz" Preston105	Staff Directory.....116
Mike Sewak106	
Giff Smith107	
Todd Spencer108	





Paul Johnson

HEAD COACH ■ WESTERN CAROLINA (1979)**2nd SEASON AT GEORGIA TECH (9-4) ■ 13th SEASON OVERALL (116-43)**

Paul Johnson, who helped make Georgia Tech one of college football's biggest surprise stories of 2008, enters his second season with the Yellow Jackets in 2009.

Johnson was named Georgia Tech's 12th head coach on December 7, 2007 after previously serving six seasons as head coach of the U.S. Naval Academy, where he led the Midshipmen to a level of success they had not seen in decades. Johnson's first head coaching job came at Georgia Southern, where in five seasons he led the Eagles to two I-AA national championships.

In 12 seasons overall as a head coach, Johnson owns a career record of 116-43 (.730). The only coach to win more games in his first 12 seasons as a head coach was Nebraska's Tom Osborne.

Prior to the start of the 2008 season, Sports Illustrated projected Georgia Tech to finish 3-9 and the ACC media picked the Yellow Jackets to finish fourth in the Coastal Division. However, Johnson directed Tech to a 9-4 record, a share of the Coastal Division title and a Chick-fil-A Bowl berth. Johnson's first Yellow Jacket team beat three nationally-ranked opponents – Florida State, Miami and Georgia – over the final four games of the regular season. The win over Georgia snapped a seven-year losing skid to Tech's in-state rival.

Johnson's first season at Georgia Tech was remarkable for a number of reasons. Not only did he and his staff install completely new offensive and defensive schemes, but Johnson inherited one of the nation's youngest rosters, which included 76 freshmen and sophomores. The last one-third of the season, 16 of Tech's 22 starters were freshmen or sophomores. He also took over a program low in scholarship numbers, well below the maximum of 85, the lingering effects of distant NCAA penalties.

The 2008 team also suffered more than its share of injuries. Twelve opening-day starters combined to miss 31 games because of injuries. In a

September road game at defending ACC champion Virginia Tech, the Jackets started a walk-on freshman at wide receiver. A few weeks later, Tech started its third-string quarterback as the result of injuries to starter Josh Nesbitt and back-up Jaybo Shaw.

Almost as soon as Johnson was hired, the pundits questioned if Johnson's option-based spread offense would work on the ACC level. Those questions came even though Navy racked up mind-numbing offensive numbers, leading the NCAA in rushing three straight years from 2005 to 2007, mostly against ACC and other BCS-level competition.

Johnson quieted those critics almost as soon as the 2008 season kicked off and certainly after Tech closed the regular season by combining for 86 points and 881 rushing yards in games against nationally-ranked Miami and Georgia. The Yellow Jackets, with freshmen and sophomores manning every skill position and behind a patch-work offensive line, averaged 273.2 rushing yards per game, ranking fourth nationally and first in the ACC. Georgia Tech also led the ACC in total offense (372.5 ypg).

Johnson, who won more games than any first-year coach in Georgia Tech history, was named the ACC Coach of the Year and the CBSSportsline.com National Coach of the Year in 2008.

Several of Johnson's players received individual accolades following the 2008 season. Sophomore running back Jonathan Dwyer was named the ACC Player of the Year after leading the league in rushing. Senior defensive end Michael Johnson was an AFCA first team All-American. Senior defensive tackle Darryl Richard won the ACC's prestigious Tatum Award for his performance on the field and in the classroom. Eight different Yellow Jackets earned All-ACC honors, including four who were first team selections.

"Paul Johnson is the best fit, the best choice for the Georgia Tech head coaching position," Georgia Tech athletic director Dan Radakovich said upon Johnson's hiring. "He will educate young men, represent Georgia Tech at the highest level, he will win football games and play for championships.

"He accomplished feats at a Service Academy that many thought were not possible. He looks at his talent and maximizes it. Whether as an assistant coach at Hawai'i, or as the head coach at Georgia Southern or Navy, he has figured out how to be successful."

JOHNSON FACTS

Wife Susan
Daughter Kaitlyn
Birth Date August 20, 1957
Education Western Carolina, B.S., '79; Appalachian State, M.S., '82

JOHNSON AS A HEAD COACH

Year	School	W-L	Pct.	
1997	Georgia Southern	10-3	.769	Southern Conference Champions
1998	Georgia Southern	14-1	.933	Southern Conference Champions I-AA Runner-Up
1999	Georgia Southern	13-2	.867	Southern Conference Champions I-AA National Champion
2000	Georgia Southern	13-2	.867	Southern Conference Champions I-AA National Champion
2001	Georgia Southern	12-2	.857	Southern Conference Champions
2002	Navy	2-10	.167	
2003	Navy	8-5	.615	EV1.net Houston Bowl
2004	Navy	10-2	.833	Emerald Bowl Champions
2005	Navy	8-4	.667	Poinsettia Bowl Champions
2006	Navy	9-4	.692	Meineke Car Care Bowl
2007	Navy	8-4	.667	Poinsettia Bowl
2008	Georgia Tech	9-4	.692	Chick-fil-A Bowl
GSU Totals (5 seasons)		62-10	.861	
Navy Totals (6 seasons)		45-29	.608	
Tech Totals (1 season)		9-4	.692	
Career (12 seasons)		116-43	.730	

**Paul, Susan and Kaitlyn Johnson.**



WINNINGEST ACTIVE FOOTBALL BOWL SUBDIVISION COACHES

By Percentage, minimum of five full years as a head coach

Rk.	Coach	Record	Win %
1.	Pete Carroll (USC)	.88-15	.854
2.	Urban Meyer (Florida)	.83-17	.830
3.	Bob Stoops (Oklahoma)	.109-24	.820
4.	Mark Richt (Georgia)	.82-22	.788
5.	Bobby Bowden (Florida State)	.382-123-4	.754
6.	Joe Paterno (Penn State)	.383-127-3	.750
7.	Jim Tressel (Ohio State)	.218-76-2	.740
8.	Brian Kelly (Cincinnati)	.159-57-2	.734
9.	Steve Spurrier (South Carolina)	.170-62-2	.731
10.	►Paul Johnson (Georgia Tech)	.116-43	.730
	Gary Patterson (TCU)	.73-27	.730

MOST VICTORIES IN FIRST 12 SEASONS AS COACH

All-Time / Football Bowl Subdivision

Rk.	Coach	Years	Record
1.	Tom Osborne, Nebraska	.1973-84	.118-27-2
2.	►Paul Johnson, GSU, Navy, Georgia Tech	.1997-2008	.116-43-0
3.	Barry Switzer, Oklahoma	.1973-84	.115-23-4
4.	Bud Wilkinson, Oklahoma	.1947-58	.114-10-3
5.	Steve Spurrier, Duke, Florida	.1987-98	.113-31-2
	Lloyd Carr, Michigan	.1995-06	.113-35-0
7.	Phillip Fulmer, Tennessee	.1992-03	.112-28-0
	Joe Paterno, Penn State	.1966-77	.112-24-1
9.	Amos Alonzo Stagg, Springfield, Chicago	.1890-1901	.110-45-12
10.	R.C. Slocum, Texas A&M	.1989-2000	.109-37-2

Prior to Johnson's arrival in Atlanta, he earned unprecedented success at Navy.

Johnson coached six years at Navy, where in 2007 the Midshipmen won a fifth straight Commander-In-Chief's Trophy, earned a postseason bowl bid for the fifth consecutive year and beat Notre Dame for the first time since 1963. Johnson was a finalist for the 2007 Liberty Mutual National Coach of the Year.

In six seasons at Navy, Johnson compiled a record of 45-29.

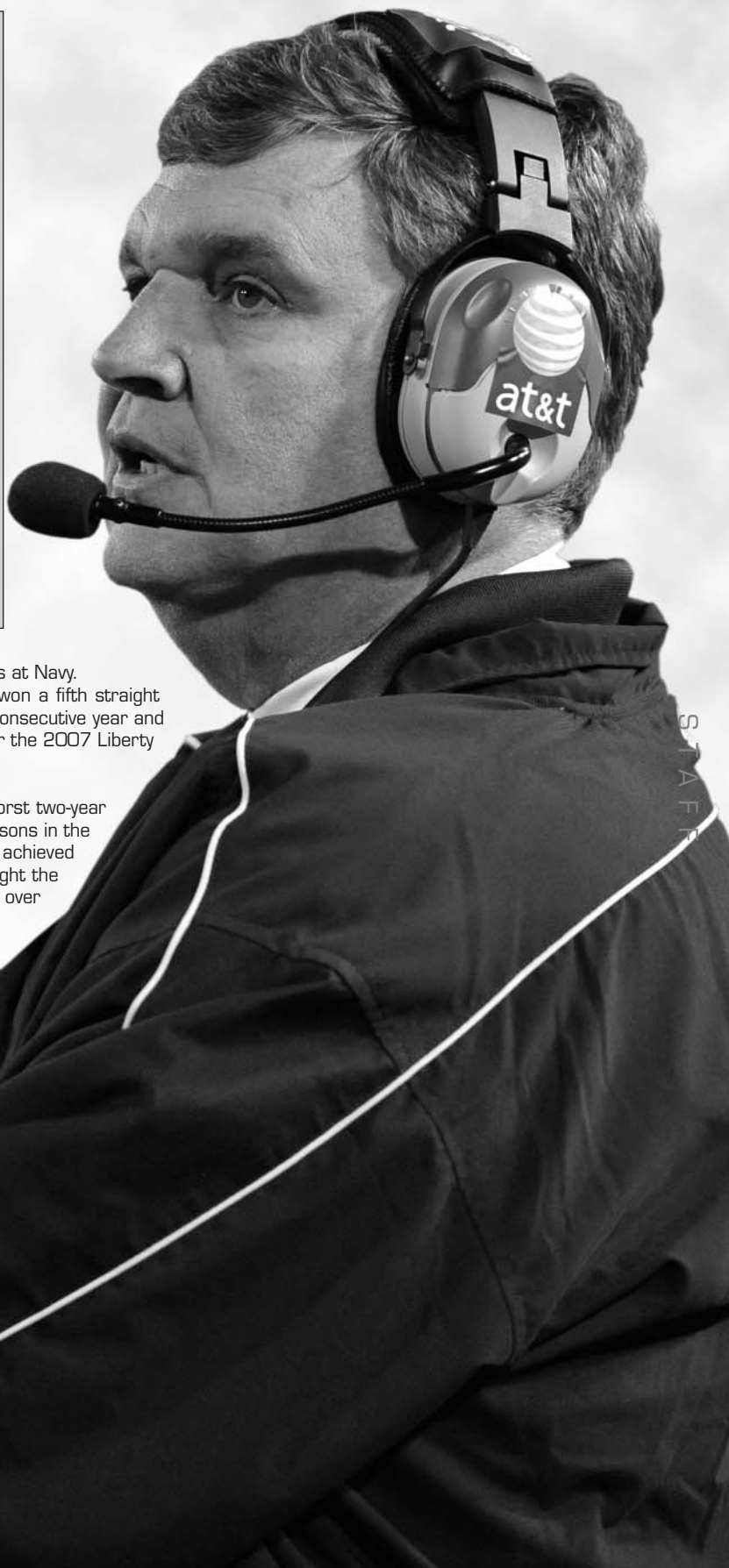
Johnson took over a Navy football program that was coming off the worst two-year span in its 123-year history (1-20) and had recorded just two winning seasons in the last 20 years. After a 2-10 mark in Johnson's first year, the Midshipmen achieved what many thought was no longer possible at an Academy. Johnson brought the Midshipmen back into the national spotlight with a 43-19 (.694) record over his last four-plus years.

Johnson dominated the other two Service Academies like no other coach in the school's annals, posting an 11-1 (.917) overall record, including a perfect 6-0 mark against rival Army. His 2007 senior class was the first in school history to post a perfect 8-0 mark against Army and Air Force.

Johnson's Navy teams improved as each season progressed. Over his last five years, Navy posted a 13-2 (.867) record over the final three games of the season and outscored the opposition 611-335 in those contests. In games in which Johnson had more than a week to prepare for an opponent, the Midshipmen went 15-6 (.714) over his last four years combined.

The Midshipmen led the nation in rushing in 2007 for an unprecedented third consecutive year, producing more than 350 yards per game. Under Johnson, Navy never finished lower than third nationally in rushing offense.

Navy ranked among the nation's highest-scoring teams in





98 ■ 2009 GEORGIA TECH FOOTBALL FULL STEAM AHEAD



PAUL JOHNSON



ACC Commissioner John Swofford and 2008 ACC Coach of the Year Paul Johnson.

JOHNSON YEAR-BY-YEAR

Year	School	Position	W-L
2008	Georgia Tech	Head Coach	9-4
2007	Navy	Head Coach	8-4
2006	Navy	Head Coach	9-4
2005	Navy	Head Coach	8-4
2004	Navy	Head Coach	10-2
2003	Navy	Head Coach	8-5
2002	Navy	Head Coach	2-10
2001	Georgia Southern	Head Coach	12-2
2000	Georgia Southern	Head Coach	13-2
1999	Georgia Southern	Head Coach	13-2
1998	Georgia Southern	Head Coach	14-1
1997	Georgia Southern	Head Coach	10-3
1996	Navy	Offensive Coordinator	9-3
1995	Navy	Offensive Coordinator	5-6
1994	Hawaii	Offensive Coordinator	3-8-1
1993	Hawaii	Offensive Coordinator	6-6
1992	Hawaii	Offensive Coordinator	11-2
1991	Hawaii	Offensive Coordinator	4-7-1
1990	Hawaii	Offensive Coordinator	7-5
1989	Hawaii	Offensive Coordinator	9-3-1
1988	Hawaii	Offensive Coordinator	9-3
1987	Hawaii	Offensive Coordinator	5-7
1986	Georgia Southern	Offensive Coordinator	13-2
1985	Georgia Southern	Offensive Coordinator	13-2
1984	Georgia Southern	Defensive Line Coach	8-3
1983	Georgia Southern	Defensive Line Coach	6-5
1982	Lees-McRae Junior College	Offensive Coordinator	6-2-1
1981	Lees-McRae Junior College	Offensive Coordinator	4-5
1980	Avery County (NC) High School	Assistant Coach	8-2
1979	Avery County (NC) High School	Assistant Coach	9-1-1

JOHNSON'S COACHING HONORS

2008	ACC Coach of the Year
2008	National Coach of the Year (CBS Sportsline)
2007	finalist for the Liberty Mutual National Coach of the Year Award
2004	Bobby Dodd National Coach of the Year
2003	finalist for the NCAA I-AA Eddie Robinson Coach of the Year Award
2003	finalist for the Paul "Bear" Bryant Coach of the Year Award
2003	finalist for the Associated Press Coach of the Year Award
2000	American Football Coaches Association NCAA I-AA National Coach of the Year
1999	American Football Coaches Association NCAA I-AA National Coach of the Year
1999	Chevrolet I-AA National Coach of the Year
1999	American Football Coaches Association I-AA Region II Coach of the Year
1998	Sports Network I-AA National Coach of the Year (Eddie Robinson Award Winner)
1998	American Football Coaches Association I-AA Region II Coach of the Year
1998	Southern Conference Coach of the Year (media)
1998	Southern Conference Coach of the Year (coaches)
1997	Schutt Sports/American Football Quarterly I-AA National Coach of the Year
1997	American Football Coaches Association I-AA Region II Coach of the Year
1997	Southern Conference Coach of the Year (media)
1997	Southern Conference Coach of the Year (coaches)

2007, averaging 39.92 points per outing. The 2007 Mids also ranked in the top 10 nationally in kickoff returns and in fewest sacks allowed.

Johnson's teams have been successful off the field as well. Navy ranked No. 1 in the country in graduation rates during Johnson's tenure. In 2004, Johnson was named Bobby Dodd National Coach of the Year after leading Navy to a 10-2 record, tying the school record for wins set in 1905, and won a bowl game (34-19 victory vs. New Mexico in the Emerald Bowl) for just the fifth time in the history of the program.

In 2003, Johnson led Navy to an 8-5 record and brought the Commander-In-Chief's Trophy back to Annapolis for the first time since 1981, propelling Navy to a bowl game for the first time since 1996. The Mids became just the sixth team in NCAA history to go from a winless season to a bowl game in two years or less.


Before arriving at Annapolis, Johnson served as head coach at Georgia Southern from 1997 to 2001. At Georgia Southern, Johnson posted a 62-10 (.861) record, won two straight I-AA National Championships (1999 and 2000), five consecutive Southern Conference Championships and was named the Division I-AA National Coach of the Year four straight years (1997-2000).

After Johnson took over as head coach at Georgia Southern in 1997, he returned the Eagle program to national prominence statistically and in the won-lost ledger. In addition to Georgia Southern's 62-10 mark, the Eagles scored 2,855 points (39.7 points per game), picked up 25,941 rushing yards (360.3 yards per game), 7,816 passing yards (108.6 yards per game) and 33,757 total yards (468.8 yards per game). GSU scored 380 touchdowns in the Johnson Era, an average of 5.3 per game. The Eagles' scoring margin under Johnson was +21.5 (39.7-18.5).

Johnson picked up a milestone victory in the 2000 I-AA National Championship Game against Montana. Not only did the 27-25 victory give Georgia Southern its second straight national title, but it was also Johnson's 50th career win in four seasons. Only three other coaches in the history of Division I football won 50 or more games in four seasons — Walter Camp (1888-1891, 54-2 at Yale), George Woodruff (1892-1895, 53-4 at Penn) and Bob Pruett (1996-99, 50-4 at Marshall).

Johnson took over a Georgia Southern program in 1997 that was 4-7 the previous year and orchestrated a turnaround that ranked among the NCAA's best, directing the Eagles to a 10-3 record. He was named Southern Conference Coach of the Year by the media and Region II Coach of the Year by the American Football Coaches Association.

In 1998, Johnson guided the Eagles to a perfect 11-0 regular season record and the school's sixth NCAA Division I-AA National Championship Game



STAFF



12 CONSECUTIVE BOWL APPEARANCES ■ RAMBLINWRECK.COM



appearance before finishing with a 14-1 mark. He directed a high-powered offensive unit that tied or broke 100 records during the campaign, again earned the league's top coaching honor and received The Sports Network's Eddie Robinson Award – symbolic of the division's national coach-of-the-year selection.

In 1999, Johnson brought Georgia Southern its fifth national title, and the Eagles finished 13-2 while breaking 197 records. For his efforts, Johnson was honored as the 1999 AFCA and Chevrolet I-AA National Coach of the Year. Johnson duplicated the feat in the 2000 season as the Eagles repeated as national champions, again finishing 13-2, and Johnson captured the AFCA I-AA Coach of the Year award once more.

In five seasons at Georgia Southern, Johnson's squads broke or tied 379 individual and team school, conference, playoff or stadium records, ranked in the top 10 in 21 statistical categories and produced 31 All-Americans. The Eagles won an NCAA I-AA-record 39 consecutive games at home. Meanwhile, their 52 wins over those four seasons were the most in all of Division I.

Johnson was previously Navy's offensive coordinator in 1995 and 1996, and his spread offense made an immediate impact, breaking five school records during the Mids' five-win season in 1995.

Navy posted a 9-3 record the next season in 1996, including a 42-38 victory over California in the Aloha Bowl. It was Navy's first winning season since 1982 and one of only two winning seasons the Mids had during a 19-year span. Prior to joining the Navy staff, Johnson spent eight seasons as the offensive coordinator at the University of Hawai'i (1987-94). He helped guide the Rainbows to their first Western Athletic Conference title and their first bowl appearance, coordinating an explosive offense that broke or equaled more than 160 school records.

While at Hawai'i, Johnson developed a successful offensive unit which earned top-20 I-A statistical rankings in scoring offense, total offense and rushing offense during six of his eight seasons. He earned top offensive coach honors in the WAC and was named one of the top 10 assistant coaches in the country by The Sporting News.

After first arriving at Georgia Southern in 1983 as defensive line coach, Johnson was promoted to offensive coordinator in 1985. Under his tutelage, record-setting quarterback Tracy Ham and the Eagle offense re-wrote the school record book while averaging 435 total yards and 36 points per contest. Georgia Southern rolled to a combined 26-4 record and captured a pair of I-AA titles in 1985-86.

Johnson's coaching career began when he was offensive coordinator and line coach at his alma mater, Avery County (N.C.) High School, in 1979-80. He accepted the offensive coordinator's position at Lees-McRae Junior College in 1981, leading his offensive unit to a sixth-place national standing among NJCAA total offense leaders.

Johnson, a native of Newland, N.C., earned his bachelor's degree in physical education from Western Carolina in 1979 and a Master's degree in health and physical education from Appalachian State in 1982. He and wife, Susan, are the parents of a daughter, Kaitlyn.

JOHNSON VS. ALL OPPONENTS

Opponent	W-L	H	A	N	Last Meeting	at Navy	at GSU	at GT
Air Force	.5-1	3-0	2-1	0-0	W, 31-20/2007	5-1	0-0	0-0
Appalachian State	4-2	3-0	1-2	0-0	W, 38-24/2001	0-0	4-2	0-0
Army	.6-0	0-0	0-0	6-0	W, 38-3/2007	6-0	0-0	0-0
Ball State	.0-1	0-1	0-0	0-0	L, 31-34/2007	0-1	0-0	0-0
Boston College	.1-2	0-0	1-1	0-1	W, 19-16/2008	0-2	0-0	1-0
C. Michigan	.1-0	1-0	0-0	0-0	W, 63-34/2003	1-0	0-0	0-0
Chattanooga	.5-0	3-0	2-0	0-0	W, 70-7/2001	0-0	5-0	0-0
Citadel	.5-0	3-0	2-0	0-0	W, 14-6/2001	0-0	5-0	0-0
Clemson	.1-0	0-0	1-0	0-0	W, 21-17/2008	0-0	0-0	1-0
Colgate	.1-0	1-0	0-0	0-0	W, 49-28/1998	0-0	1-0	0-0
Colorado State	.1-0	0-0	0-0	1-0	W, 51-30/2005	1-0	0-0	0-0
Connecticut	.2-1	1-1	1-0	0-0	W, 41-17/2006	1-1	1-0	0-0
Delaware	.3-3	2-2	1-1	0-0	L, 52-59/2007	1-2	2-1	0-0
Duke	.5-1	3-1	2-0	0-0	W, 27-0/2008	4-1	0-0	1-0
East Carolina	.1-0	1-0	0-0	0-0	W, 28-23/2006	1-0	0-0	0-0
E. Michigan	.2-0	1-0	1-0	0-0	W, 49-21/2006	2-0	0-0	0-0
E. Tennessee St.	.4-1	2-0	2-1	0-0	L, 16-19/2001	0-0	4-1	0-0
Elon	.3-0	2-0	1-0	0-0	W, 27-21/2001	0-0	3-0	0-0
Fayetteville State	.1-0	1-0	0-0	0-0	W, 76-0/1999	0-0	1-0	0-0
Florida A&M	.2-0	2-0	0-0	0-0	W, 60-35/2001	0-0	2-0	0-0
Florida State	.1-0	1-0	0-0	0-0	W, 31-28/2008	0-0	0-0	1-0
Furman	.4-2	3-1	1-1	0-0	L, 17-24/2001	0-0	4-2	0-0
Gardner-Webb	.1-0	1-0	0-0	0-0	W, 10-7/2008	0-0	0-0	1-0
Georgia	.1-1	0-0	1-1	0-0	W, 45-42/2008	0-0	0-1	1-0
Hofstra	.1-0	1-0	0-0	0-0	W, 48-20/2000	0-0	1-0	0-0
Illinois State	.1-0	1-0	0-0	0-0	W, 28-17/1999	0-0	1-0	0-0
Jacksonville State	.3-0	2-0	1-0	0-0	W, 41-14/2008	0-0	2-0	1-0
Johnson C. Smith	.1-0	1-0	0-0	0-0	W, 57-12/2000	0-0	1-0	0-0
Kent State	.1-0	1-0	0-0	0-0	W, 34-31/2005	1-0	0-0	0-0
LSU	.0-1	0-0	0-0	0-1	L, 3-38/2008	0-0	0-0	0-0
Maryland	.0-1	0-0	0-0	0-1	L, 20-23/2005	0-1	0-0	0-0
Massachusetts	.2-1	2-0	0-0	0-1	W, 21-20/2006	1-0	1-1	0-0
McNeese State	.1-0	1-0	0-0	0-0	W, 42-17/2000	0-0	1-0	0-0
Miami	.1-0	1-0	0-0	0-0	W, 41-23/2008	0-0	0-0	1-0
Mississippi State	.1-0	1-0	0-0	0-0	W, 38-7/2008	0-0	0-0	1-0
Montana	.1-0	0-0	0-0	1-0	W, 27-25/2000	0-0	1-0	0-0
New Mexico	.1-0	0-0	0-0	1-0	W, 34-19/2004	1-0	0-0	0-0
NC State	.0-1	0-1	0-0	0-0	L, 19-65/2002	0-1	0-0	0-0
Northeastern	.1-0	1-0	0-0	0-0	W, 28-24/2004	1-0	0-0	0-0
Northern Arizona	.1-0	1-0	0-0	0-0	W, 72-29/1999	0-0	1-0	0-0
Northern Illinois	.1-0	1-0	0-0	0-0	W, 35-24/2007	1-0	0-0	0-0
North Carolina	.0-1	0-0	0-1	0-0	L, 7-28/2008	0-0	0-0	0-1
North Texas	.1-0	0-0	1-0	0-0	W, 74-62/2007	1-0	0-0	0-0
Northwestern	.0-1	0-1	0-0	0-0	L, 40-49/2002	0-1	0-0	0-0
Notre Dame	.1-5	0-0	1-2	0-3	W, 46-44/2007	1-5	0-0	0-0
Oregon State	.0-1	0-0	0-1	0-0	L, 41-48/1999	0-0	0-1	0-0
Pittsburgh	.1-0	0-0	0-1	0-0	W, 48-45/2007	1-0	0-0	0-0
Rice	.3-1	1-1	2-0	0-0	W, 41-9/2005	3-1	0-0	0-0
Rutgers	.1-4	1-1	0-3	0-0	L, 24-41/2007	1-4	0-0	0-0
Savannah State	.1-0	1-0	0-0	0-0	W, 69-6/2001	0-0	1-0	0-0
SMU	.1-0	0-0	1-0	0-0	W, 38-7/2002	1-0	0-0	0-0
South Florida	.2-0	1-0	1-0	0-0	W, 28-23/1998	0-0	2-0	0-0
Stanford	.1-1	0-1	1-0	0-0	W, 37-9/2006	1-1	0-0	0-0
TCU	.0-1	0-0	0-1	0-0	L, 3-17/2003	0-1	0-0	0-0
Temple	.3-0	2-0	1-0	0-0	W, 30-19/2007	3-0	0-0	0-0
Texas Tech	.0-1	0-0	0-0	0-1	L, 14-38/2003	0-1	0-0	0-0
Tulane	.2-2	2-0	0-2	0-0	W, 49-21/2005	2-2	0-0	0-0
Tulsa	.1-1	0-1	1-0	0-0	L, 23-24/2006	1-1	0-0	0-0
Valdosta State	.1-0	1-0	0-0	0-0	W, 45-26/1997	0-0	1-0	0-0
Vanderbilt	.2-0	1-0	1-0	0-0	W, 29-26/2004	2-0	0-0	0-0
Virginia	.0-1	0-1	0-0	0-0	L, 17-24/2008	0-0	0-0	0-1
Virginia Tech	.0-1	0-0	0-1	0-0	L, 17-20/2008	0-0	0-0	0-1
VMI	.6-0	3-0	3-0	0-0	W, 37-10/2003	1-0	5-0	0-0
Wake Forest	.0-2	0-1	0-1	0-0	L, 24-44/2007	0-2	0-0	0-0
Western Carolina	.5-0	3-0	2-0	0-0	W, 50-14/2001	0-0	5-0	0-0
Western Illinois	.1-0	1-0	0-0	0-0	W, 42-14/1998	0-0	1-0	0-0
William & Mary	.0-1	0-0	0-1	0-0	L, 28-29/1997	0-0	0-1	0-0
Wofford	.5-0	2-0	3-0	0-0	W, 48-10/2001	0-0	5-0	0-0
Youngstown State	.1-0	0-0	0-0	1-0	W, 59-24/1999	0-0	1-0	0-0



Paul Johnson Season-By-Season



GEORGIA SOUTHERN

1997 (10-3)

A30	Valdosta State	W, 45-26
S6	William & Mary	L, 28-29
S20	at Wofford	W, 22-7
S27	Chattanooga	W, 37-10
O4	at VMI	W, 49-0
O11	Western Carolina	W, 30-7
O18	at Appalachian St.	L, 12-24
O25	The Citadel	W, 49-7
N1	at E. Tennessee St.	W, 38-30
N8	Furman	W, 30-13
N15	at South Florida	W, 24-23
N29	^ Florida A&M	W, 52-37
D6	^ at Delaware	L, 7-16

^ NCAA I-AA Playoff Game

1998 (14-1)

S5	Elon	W, 31-17
S12	Jacksonville State	W, 51-32
S19	Wofford	W, 45-10
S26	at Chattanooga	W, 42-25
O3	VMI	W, 63-7
O10	at Western Carolina	W, 28-21
O17	Appalachian State	W, 37-24
O24	at The Citadel	W, 51-34
O31	East Tennessee St.	W, 47-26
N7	at Furman	W, 45-17
N14	South Florida	W, 28-23
N28	^ Colgate	W, 49-28
D5	^ Connecticut	W, 52-30
D12	# Western Illinois	W, 42-14
D19	^ Massachusetts	L, 43-55

^ NCAA I-AA Playoff Game

NCAA I-AA National Semifinal Game
NCAA I-AA National Championship
(Chattanooga, Tenn.)

1999 (13-2)

S4	Fayetteville State	W, 76-0
S11	at Wofford	W, 55-14
S18	at Oregon State	L, 41-48
S25	Chattanooga	W, 49-10
O2	at VMI	W, 62-0
O9	Western Carolina	W, 70-7
O16	at Appalachian State	L, 16-17
O23	The Citadel	W, 34-17
O30	at East Tennessee St.	W, 55-6
N6	Furman	W, 41-38
N13	at Jacksonville State	W, 51-14
N27	^ Northern Arizona	W, 72-29
D4	^ Massachusetts	W, 38-21
D11	# Illinois State	W, 28-17
D20	+ Youngstown State	W, 59-24

^ NCAA I-AA Playoff Game

NCAA I-AA National Semifinal Game
+ NCAA I-AA National Championship
(Chattanooga, Tenn.)

2000 (13-2)

S2	at Georgia	L, 7-29
S9	Johnson C. Smith	W, 57-12
S16	Wofford	W, 24-17
S23	at Chattanooga	W, 31-10
S30	VMI	W, 56-3
O7	at Western Carolina	W, 42-24
O14	Appalachian State	W, 34-28
O21	at The Citadel	W, 27-10
O28	East Tennessee St.	W, 42-7
N4	at Furman	L, 10-45
N11	Elon	W, 32-9
N25	^ McNeese State	W, 42-17
D2	^ Hofstra	W, 48-20
D9	# at Delaware	W, 27-18
D16	+ Montana	W, 27-25

^ NCAA I-AA Playoff Game

NCAA I-AA National Semifinal Game
NCAA I-AA National Championship
(Chattanooga, Tenn.)

2001 (12-2)

S1	Savannah State	W, 69-6
S8	Delaware	W, 38-7
S22	Chattanooga	W, 70-7
S29	at VMI	W, 31-14
O6	Western Carolina	W, 50-14
O13	at Appalachian State	W, 27-18
O20	The Citadel	W, 14-6
O27	at E. Tennessee St.	L, 16-19
N3	Furman	W, 20-10
N10	at Elon	W, 27-21
N24	at Wofford	W, 48-10
D1	^ Florida A&M	W, 60-35
D8	^ Appalachian State	W, 38-24
D15	# Furman	L, 17-24

^ NCAA I-AA Playoff Game

NCAA I-AA National Semifinal Game

NAVY

2002 (2-10)

A31	at SMU	W, 38-7
S7	NC State	L, 19-65
S21	Northwestern	L, 40-49
S28	Duke	L, 17-43
O5	at Air Force	L, 7-48
O12	Rice	L, 10-17
O19	at Boston College	L, 21-46
O26	at Tulane	L, 30-51
N9	# Notre Dame	L, 23-30
N16	Connecticut	L, 0-38
N23	at Wake Forest	L, 27-30

D7 ^ ArmyW, 58-12
Ravens Stadium - Baltimore, Md.
^ Giants Stadium - East Rutherford, N.J.

2003 (8-5)

A30	VMI	W, 37-10
S6	at TCU	L, 3-17
S20	Eastern Michigan	W, 39-7
S27	at Rutgers	L, 27-48
O4	# Air Force	W, 28-25
O11	at Vanderbilt	W, 37-27
O18	at Rice	W, 38-6
O25	Delaware	L, 17-21
N1	Tulane	W, 35-17
N8	at Notre Dame	L, 24-27
N22	Central Michigan	W, 63-34
D6	^ Army	W, 34-6
D30	! Texas Tech	L, 14-38

FedEx Field - Landover, Md.

^ Lincoln Financial Field - Philadelphia, Pa.

! Reliant Stadium - Houston, Texas -

EV1.net Houston Bowl

2004 (10-2)

S4	Duke	W, 27-12
S11	Northeastern	W, 28-24
S18	at Tulsa	W, 29-0
S25	Vanderbilt	W, 29-26
S30	at Air Force	W, 24-21
O16	# Notre Dame	L, 9-27
O23	Rice	W, 14-13
O30	Delaware	W, 34-20
N6	at Tulane	L, 10-42
N20	Rutgers	W, 54-21
D4	^ Army	W, 42-13
D30	* New Mexico	W, 34-19

Giants Stadium - East Rutherford, N.J.

^ Lincoln Financial Field - Philadelphia, Pa.

* SBC Park - San Francisco, Calif. -

Emerald Bowl

2005 (8-4)

S3	# vs. Maryland	L, 20-23
S10	Stanford	L, 38-40
O1	at Duke	W, 28-21
O8	Air Force	W, 27-24
O15	Kent State	W, 34-31
O22	at Rice	W, 41-9
O29	at Rutgers	L, 21-31
N5	Tulane	W, 49-21
N12	at Notre Dame	L, 21-42
N19	Temple	W, 38-17
D3	^ vs. Army	W, 42-23
D22	* vs. Colorado State	W, 51-30

M&T Bank Stadium - Baltimore, Md.

^ Lincoln Financial Field - Philadelphia, Pa.
* Qualcomm Stadium - San Diego, Calif. -
Poinsettia Bowl

2006 (9-4)

S2	East Carolina	W, 28-23
S9	Massachusetts	W, 21-20
S16	at Stanford	W, 37-9
S23	! Tulsa	(ot) L, 23-24
S30	at Connecticut	W, 41-17
O7	at Air Force	W, 24-17
O14	Rutgers	L, 0-34
O28	@ Notre Dame	L, 14-38
N4	at Duke	W, 38-13
N11	# Eastern Michigan	W, 49-21
N18	Temple	W, 42-6
D2	\$ Army	W, 26-14
D30	% Boston College	L, 24-25

! First overtime game in school history

@ M&T Bank Stadium - Baltimore, Md.

Ford Field - Detroit, Mich.

\$ Lincoln Financial Field - Philadelphia, Pa.

% Bank of America Stadium - Charlotte,

N.C. - Meineke Car Care Bowl

2007 (8-4)

A31	at Temple	W, 30-19
S7	at Rutgers	L, 24-41
S15	Ball State	(ot) L, 31-34
S22	Duke	W, 46-43
S29	Air Force	W, 31-20
O10	@ Pittsburgh	(2 ot) W, 48-45
O20	Wake Forest	L, 24-44
O27	Delaware	L, 52-59
N3	at Notre Dame	(3 ot) W, 46-44
N10	at North Texas	W, 74-62
N17	Northern Illinois	W, 35-24
D1	vs Army	W, 38-3

GEORGIA TECH

2008 (9-4)

A28	Jacksonville State	W, 41-14
S6	at Boston College	W, 19-16
S13	at Virginia Tech	L, 17-20
S20	Mississippi State	W, 38-7
O4	Duke	W, 27-0
O11	Gardner-Webb	W, 10-7
O18	at Clemson	W, 21-17
O25	Virginia	L, 17-24
N1	Florida State	W, 31-28
N8	at North Carolina	L, 7-28
N20	Miami	W, 41-23
N29	at Georgia	W, 45-42
D31	*LSU (Chick-fil-A Bowl)	L, 3-38

*Georgia Dome - Atlanta, Ga.





Brian Bohannon

QUARTERBACKS/B-BACKS ■ 2nd SEASON AT GEORGIA TECH ■ GEORGIA (1993)



Brian Bohannon, coach of the quarterbacks and B-backs, enters his second season at Georgia Tech and his 13th year working with Yellow Jacket head coach Paul Johnson.

In Bohannon's first season, Tech led the ACC and ranked fourth nationally in rushing offense (273.2 ypg) and the Yellow Jackets led the ACC in total offense (372.5 ypg). Then-sophomore B-back Jonathan Dwyer led the league in rushing and was named the ACC Player of the Year.

Under Bohannon's guidance, quarterbacks Josh Nesbitt and Jaybo Shaw quickly grasped and prospered in Georgia Tech's new spread option offense.

Before arriving at Georgia Tech, Bohannon spent six years as wide receivers coach at Navy. Bohannon was part of a staff that returned the Midshipmen to the national spotlight. Navy won 35 games over four years, earning a school-record four consecutive postseason bowl berths and a school-best four straight Commander-In-Chief's Trophies.

Under Bohannon, Navy's receiving corps emerged as outstanding receivers as well as skilled blockers.

In 2007, Navy's offense put up remarkable numbers. The Midshipmen ranked first nationally in rushing (348.8 ypg), 10th in scoring (39.3 ppg), 22nd in total offense (444.1 ypg) and ninth in sacks allowed (1.08 pg). In 2005, Bohannon helped the Mids rushing attack average a nation's best 318.7 yards per contest as Navy went to a bowl game for a third straight year, won a second consecutive bowl game and won the Commander-In-Chief's Trophy for a third-straight year.

In 2004, Bohannon's efforts helped the wide receiver corps to perform well enough for the Midshipmen to finish 45th in the country in total offense (388.8 yards per game), third in rushing offense (289.5), win a school-record-tying 10 games (the most wins since 1905), win the Emerald Bowl and claim the Commander-In-Chief's Trophy. In 2003, he helped the Mids lead the nation in rushing (323.2 yards per contest) and set school records for rushing yards per game, total rushing yards (4,202), rushing yards per attempt (5.5), rushing touchdowns (44), total offense (5,506), total offense per game (423.5) and yards per play (6.0).

In 2002, Navy had the third-best rushing average in the country (270.75) and scored 30 or more points on four occasions.

Bohannon coached the wide receivers for three seasons (1997-99) at Georgia Southern before taking over the defensive backs his last two years (2000-01).

During his initial season as defensive backs coach, the secondary played a key role in Georgia Southern's efforts, ranking 18th nationally in pass defense (156.1 yards per game) and 28th in interceptions (16). The Eagles' secondary took another leap forward in 2001, finishing second nationally in pass defense (125.6 yards per game), fourth in scoring defense (12.0 points per game) and sixth in total defense (261.4 yards per game).

A four-year letterwinner and standout as a wide receiver at Georgia, Bohannon started his coaching career at West Georgia before earning his first full-time position at Gardner-Webb (N.C.) as wide receivers coach in 1996.

A native of Griffin, Ga., he earned his bachelor's degree in general business from Georgia in 1993 and a master's in business education from West Georgia in 1996. He is married to the former Melanie Cobb and they have three children, sons Blake Patrick (7) and Braden Thomas (5) and daughter Brooke Anna (2).

BOHANNON FACTS

Wife Melanie
Children Blake, Braden, Brooke
Birth Date Dec. 17, 1970
Education Georgia, '93

BOHANNON'S COACHING HISTORY

Year	School	Position	W-L
2008	Georgia Tech	Quarterbacks/B-Backs Coach	.9-4
2007	Navy	Wide Receivers Coach	.8-5
2006	Navy	Wide Receivers Coach	.9-4
2005	Navy	Wide Receivers Coach	.8-4
2004	Navy	Wide Receivers Coach	.10-2
2003	Navy	Wide Receivers Coach	.8-5
2002	Navy	Wide Receivers Coach	.2-10
2001	Georgia Southern	Defensive Backs Coach	.12-2
2000	Georgia Southern	Defensive Backs Coach	.13-2
1999	Georgia Southern	Wide Receivers Coach	.13-2
1998	Georgia Southern	Wide Receivers Coach	.14-1
1997	Georgia Southern	Wide Receivers Coach	.10-3
1996	Gardner-Webb	Assistant Coach	.2-9
1995	West Georgia	Graduate Assistant/Receivers	.9-3
1994	West Georgia	Graduate Assistant/Receivers	.7-3



STAFF





Brian Jean-Mary

LINEBACKERS ■ 6th SEASON AT GEORGIA TECH ■ APPALACHIAN STATE (1998)



Brian Jean-Mary enters his sixth season at Georgia Tech as linebackers coach.

Jean-Mary (pronounced JON-muh-REE) helps coach a Tech unit that has ranked among the nation's Top 30 in rushing defense, total defense and scoring defense each of the last five seasons. In particular, the Yellow Jackets have ranked in the top 20 in rushing defense five times since Jean-Mary's arrival.

Five of Jean-Mary's former Yellow Jacket linebackers played in the NFL last season – Gary Guyton (New England),

KaMichael Hall (Indianapolis), Chris Reis (New Orleans), Philip Wheeler (Indianapolis) and Gerris Wilkinson (New York Giants).

Last season Jean-Mary molded one of the ACC's youngest linebacker corps into a deep and talented group. After injuries to two starters in the season opener, Tech's linebackers did not skip a beat. Then-junior Sedric Griffin emerged as arguably Tech's most consistent linebacker and Kyle Jackson was named the ACC Defensive Rookie of the Year by the ACC Sports Journal, and honorable mention Freshman All-America by College Football News.

In 2007, Wheeler and Guyton formed one of the top linebacker tandems in the nation, combining for 22.5 tackles-for-loss and 11 sacks. As a team, the Yellow Jackets led the nation in sacks and ranked second in tackles-for-loss during the regular season. The previous season, Wheeler earned second team All-America honors and Hall was a second team All-ACC selection.

Hall was a two-time All-ACC performer and led the Yellow Jackets in tackles in 2004 and 2005. In 2005, Tech's linebackers recorded seven of the team's 21 interceptions.

In 2004, Jean-Mary worked with Reis, who earned honorable mention All-ACC recognition in his only season at outside linebacker. Wilkinson and Reis flourished at linebacker after moving from defensive end and safety, respectively.

Jean-Mary came to Tech after one season coaching the defensive backs at North Alabama, one of the top programs in NCAA Division II.

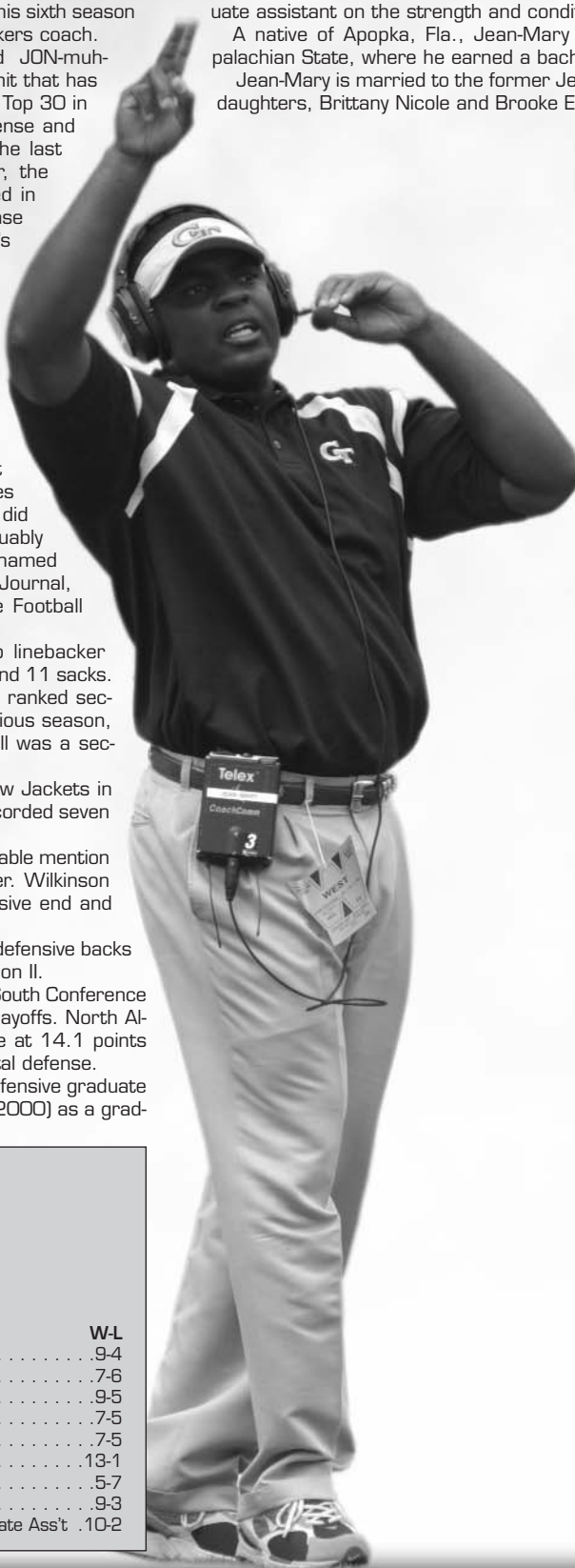
In 2003, he helped the Lions to a 13-1 record, the Gulf South Conference title and a berth in the semifinals of the NCAA Division II playoffs. North Alabama's defense ranked sixth nationally in scoring defense at 14.1 points per game, as well as 25th in pass defense and 26th in total defense.

Jean-Mary previously spent two years (2001-02) as a defensive graduate assistant at South Carolina under Lou Holtz and one year (2000) as a grad-

uate assistant on the strength and conditioning staff at Louisville.

A native of Apopka, Fla., Jean-Mary played college football at Appalachian State, where he earned a bachelor's degree in 1998.

Jean-Mary is married to the former Jerilyn Ardis. The couple has two daughters, Brittany Nicole and Brooke Elizabeth.



JEAN-MARY FACTS

Wife Jerilyn
Children Brittany Nicole, Brooke Elizabeth
Birth Date May 24, 1975
Education Appalachian State, '98

JEAN-MARY'S COACHING HISTORY

Year	School	Position	W-L
2008	Georgia Tech	Linebackers Coach	9-4
2007	Georgia Tech	Linebackers Coach	7-6
2006	Georgia Tech	Linebackers Coach	9-5
2005	Georgia Tech	Linebackers Coach	7-5
2004	Georgia Tech	Linebackers Coach	7-5
2003	North Alabama	Defensive Backs Coach	13-1
2002	South Carolina	Graduate Assistant	5-7
2001	South Carolina	Graduate Assistant	9-3
2000	Louisville	Strength/Conditioning Graduate Ass't	10-2



Charles Kelly

CORNERBACKS ■ 4th SEASON AT GEORGIA TECH ■ AUBURN (1990)



Charles Kelly begins his fourth season at Georgia Tech and his second season as coach of the cornerbacks.

In Kelly's first season as the Yellow Jackets' cornerbacks coach, Georgia Tech recorded 18 interceptions, which tied for 15th nationally. Four different Tech cornerbacks recorded at least one interception, including true freshman Rashaad Reid with three. Reid was named second team Freshman All-America by three national media outlets.

Tech ranked in the top 30 nationally last season in total defense and scoring defense.

Kelly, a former defensive coordinator at three different schools, served as the Yellow Jackets' special teams coordinator in 2006

and 2007. He was instrumental in making Georgia Tech into one of the nation's

best special teams units in 2007. That group went from 119th in the nation in kick return defense in 2006 to second in 2007. Under Kelly's guidance, punter Durant Brooks and place-kicker Travis Bell each earned first team All-ACC accolades. Brooks earned the prestigious Ray Guy Award in 2007 and recorded the highest career punting average in ACC history.

In Kelly's first year, in 2006, Brooks earned second-team All-America and first-team All-ACC honors. With the combination of Brooks and outstanding coverage, Tech ranked second in the nation in net punting. Brooks averaged better than 45 yards per punt, and almost half of his kicks pinned the opponent inside the 20-yard line.

Kelly spent the previous four seasons at Nicholls State, an NCAA Division I-AA program that captured the Southland Conference title in 2005.

Under Kelly, who served as defensive backs coach during his first two seasons at Nicholls, the Colonels finished as the top-ranked defense in the Southland Conference in 2005 and 17th in NCAA Division I-AA. Nicholls led the Southland in total defense and rushing defense while ranking second in scoring defense.

Kelly was instrumental in developing two-time All-America cornerback Chris Thompson, who was drafted in 2004 by the Jacksonville Jaguars.

Kelly went to Nicholls State in 2002 from Eufaula (Ala.) High School, where he served as defensive coordinator and linebackers coach for two seasons. Prior to his move to the high school ranks, the Ozark, Ala., native spent one season (1999) as defensive coordinator at Henderson State and two seasons as defensive coordinator at Jacksonville State. His term as defensive coordinator at Jacksonville State culminated a five-year stay on the JSU staff (1994-98), and he also coordinated the offense and coached the defensive backs, running backs, quarterbacks and receivers over the course of his stay.

Before going to Jacksonville State, Kelly served one year as a graduate assistant at Auburn and was part of the Tigers' 11-0 season in 1993. He spent three seasons as an assistant football coach and baseball coach at Central High School in Phenix City, Ala. (1990-92).

Kelly has coached seven players that have made it to the National Football League, including Brooks, Thompson, Delvin Hugley, Calvin Jackson, Chris Schelling, Dell McGee and most recently, Jahi Word-Daniels.

A 1990 graduate of Auburn with a degree in Secondary Math Education, Kelly played defensive back under former Tiger coach Pat Dye. His senior class put together a four-year record of 39-7-2 while participating in four bowl games. In 2002, Kelly earned a master's degree in Education from Troy State.

Kelly, 41, and his wife, Kristy, have three daughters, Caroline, Kathleen and Charli Grace.

KELLY FACTS

Wife Kristy
Children Kathleen, Caroline, Charli Grace
Birth Date Sept. 8, 1967
Education Auburn, '90

KELLY'S COACHING HISTORY

Year	School	Position	W-L
2008	Georgia Tech	Cornerbacks Coach	9-4
2007	Georgia Tech	Special Teams Coordinator	7-6
2006	Georgia Tech	Special Teams Coordinator	9-5
2005	Nicholls State	Defensive Coordinator	6-4
2004	Nicholls State	Defensive Coordinator	5-5
2003	Nicholls State	Secondary Coach	5-6
2002	Nicholls State	Secondary Coach	7-4
2001	Eufaula (AL) HS	Defensive Coordinator/Linebackers	9-3
2000	Eufaula (AL) HS	Defensive Coordinator/Linebackers	5-5
1999	Henderson State	Defensive Coordinator	2-9
1998	Jacksonville State	Defensive Coordinator	7-4
1997	Jacksonville State	Defensive Coordinator	1-10
1996	Jacksonville State	Offensive Coordinator	1-9
1995	Jacksonville State	Secondary Coach	7-4
1994	Jacksonville State	Running Backs Coach	4-7
1993	Auburn	Graduate Assistant	11-0
1992	Central (AL) HS	Assistant Coach/Baseball Coach	
1991	Central (AL) HS	Assistant Coach/Baseball Coach	
1990	Central (AL) HS	Assistant Coach/Baseball Coach	





Jeff Monken

A-BACKS/SPECIAL TEAMS COORDINATOR ■ 2nd SEASON AT GEORGIA TECH ■ MILLIKIN (1989)



Jeff Monken enters his 13th season as an assistant coach under Paul Johnson and his second year as coach of the A-backs and special teams coordinator at Georgia Tech.

Monken and the offensive staff installed the spread option offense in the spring of 2007 and the result was impressive. The Yellow Jackets led the ACC and ranked fourth nationally in rushing (273.3 ypg) and paced the ACC in total offense (372.5 ypg).

Monken's group of A-backs in 2008 included three freshmen and a sophomore. Redshirt freshman Roddy Jones was the national player of the week after rushing for 214 yards and two touchdowns in Tech's 45-42 win at Georgia.

Prior to his arrival in Atlanta, Monken spent six seasons as coach of the A-backs at Navy and also took on the responsibility of special teams coordinator in 2005. Monken was part of a staff that led Navy to success not seen in Annapolis in decades, while making the Midshipmen one of the nation's most prolific offenses. Navy won 43 games over Monken's last five seasons, advanced to five straight bowl games and earned five consecutive Commander-In-Chief's Trophies.

In 2007, Navy's offense put up remarkable numbers. The Midshipmen ranked first nationally in rushing (348.8 ypg), 10th in scoring (39.3 ppg), 22nd in total offense (444.1 ypg) and ninth in sacks allowed (1.08 pg).

The previous season in 2006, Navy averaged a then-school-record 327 yards rushing per game to lead the nation. The slots rushed for 1,619 yards and 13 touchdowns on just 196 carries (8.4 yards per carry) in 2006. Reggie Campbell set a single-season school record by averaging 7.1 yards per carry, and his career average of 7.9 yards per carry is third all-time at Navy.

In 2005, the Mids averaged a nation's-best 318.7 yards per contest as Navy won a school-record second-straight bowl game and captured the Commander-In-Chief's Trophy. As a unit, Monken's slot backs rushed for 1,399 yards and 19 touchdowns on just 169 carries (8.3 yards per carry) and caught 29 passes for 683 yards and four touchdowns (23.6 yards per reception). Campbell tied Barry Sanders, among others, in the NCAA record books when he scored five touchdowns in a bowl game as the Mids routed Colorado State, 51-30, to win the Poinsettia Bowl.

In 2004, the slot backs led the Midshipmen to finish 45th in the country in total offense (388.8 yards per game), third in rushing offense (289.5), win a school-record tying 10 games

(the most wins since 1905), win the Emerald Bowl and claim the Commander-In-Chief's Trophy in back-to-back years. One of Monken's pupils, Eric Roberts, became the first player in Navy history and just the 35th player in NCAA history to have more than 1,000 career rushing and receiving yards.

In 2003, Navy's slot backs were explosive, averaging 9.8 yards per carry and 21.8 yards per catch as the Mids led the nation in rushing (323.2 yards per contest) and set then-school records for rushing yards per game, total rushing yards (4,202), rushing yards per attempt (5.5), rushing touchdowns (44), total offense (5,506), total offense per game (423.5) and yards per play (6.0).

In 2002, Navy had the third-best rushing average in the country (270.75) and scored 30 or more points on four occasions.

Monken went to Navy from Georgia Southern, where he coached the slot backs. Georgia Southern was the top-ranked rushing team in the country in 1999 (419 yards per game) and 2001 (323.6 yards per game). He also headed up the Eagles' kickoff and punt return teams, as well as the punt team. Georgia Southern's punt team ranked fourth in the nation in 2001, averaging a net of 38.71 yards.

Monken has experienced a wide variety of duties throughout his career – beginning in 1989 as a graduate assistant at Hawai'i. After a one-year stint as a graduate assistant at Arizona State in 1991, he moved on to Buffalo, where he served as wide receivers and tight ends coach and was the recruiting coordinator. Prior to his arrival in Statesboro, he also served on the staffs at Morton (Ill.) High School (head coach) and Concordia (Ill.) University (offensive line).

Monken comes from a long line of coaches, as 12 members of his family have been or currently are high school or college football coaches. Monken's father, Mike, and his four brothers, were all high school head coaches at the same time in Illinois and were featured in *Sports Illustrated*.

The Joliet, Ill., native earned a bachelor's degree from Millikin in 1989, where he played wide receiver for four years and was a two-time letterwinner in track. In 1991, Monken earned his master's degree from the University of Hawai'i. Monken and his wife Beth have two daughters, Isabelle and Amelia.

MONKEN FACTS

Wife Beth
Children Isabelle, Amelia
Birth Date April 15, 1967
Education Millikin, '89


MONKEN'S COACHING HISTORY

Year	School	Position	W-L
2008	Georgia Tech	Slot Backs/Special Teams Coordinator	.9-4
2007	Navy	Slot Backs/Special Teams Coordinator	.8-5
2006	Navy	Slot Backs/Special Teams Coordinator	.9-4
2005	Navy	Slot Backs Coach	.8-4
2004	Navy	Slot Backs Coach	10-2
2003	Navy	Slot Backs Coach	.8-5
2002	Navy	Slot Backs Coach	.2-10
2001	Georgia Southern	Slot Backs Coach	12-2
2000	Georgia Southern	Slot Backs Coach	13-2
1999	Georgia Southern	Slot Backs Coach	13-2
1998	Georgia Southern	Slot Backs Coach	14-1
1997	Georgia Southern	Slot Backs Coach	10-3
1996	Concordia (Ill.) Univ.	Offensive Line Coach	1-8
1995	Morton (Ill.) HS	Head Coach	1-8
1994	Buffalo	WR-TE Coach/Recruiting Coord.	3-8
1993	Buffalo	WR-TE Coach/Recruiting Coord.	1-10
1992	Buffalo	WR-TE Coach/Recruiting Coord.	.4-6
1991	Arizona State	Graduate Assistant (Wide Receivers)	.6-5
1990	Hawai'i	Graduate Assistant (Secondary)	.7-5
1989	Hawai'i	Graduate Assistant (Slot Backs)	.9-3-1



Al "Buzz" Preston

WIDE RECEIVERS ■ 2nd SEASON AT GEORGIA TECH ■ HAWAI'I (1982)



Al "Buzz" Preston, who has enjoyed success from Honolulu to South Bend, begins his second season in Atlanta as Georgia Tech's wide receivers coach.

In Preston's first season with the Yellow Jackets, he helped sophomore Demaryius Thomas emerge as one of the ACC's top receivers. Thomas was among the league leaders in receptions (39) and yards per reception (16.1). In the 27-0 win over Duke, Thomas caught nine passes from true freshman quarterback Jaybo Shaw for 230 yards and a touchdown.

Preston came to Tech after serving one season at New Mexico, where he helped lead the Lobos to their first bowl victory in more than

45 years. As New Mexico's running backs coach in 2007, Preston coached Lobo junior running back Rodney Ferguson, who earned first team All-Mountain West Conference honors for the second straight year after rushing for 1,177 yards and 13 touchdowns.

Preston has 29 seasons of collegiate coaching experience, including two stints at Stanford (1999-2001, 2006). During his first three-year run with the Cardinal, Preston was part of two bowl teams that were also two of the best squads in Stanford history. He helped coach the Cardinal to the 1999 Pac-10 title on its way to the 2000 Rose Bowl. In 2001, Stanford put together a 9-3 record and was ranked among the top 10 teams in the nation during the year before playing in the Seattle Bowl against Georgia Tech.

Following his three seasons at Stanford, Preston went with coach Tyrone Willingham to Notre Dame for three more seasons (2002-04) to coach the running backs and serve as special teams coordinator. He helped lead the Irish to two bowl games with appearances in the Gator Bowl in 2002 and the Insight Bowl

following the 2003 regular season.

Under Preston's tutelage, Julius Jones rushed for 1,268 yards and 10 touchdowns as a senior at Notre Dame in 2003. Jones also had 1,568 all-purpose yards and a school-record three 200-yard rushing games in '03 en route to honorable mention All-America honors. Jones went on to be selected in the second round of the 2004 NFL Draft by the Dallas Cowboys. In 2002, Irish running back Ryan Grant eclipsed the 1,000-yard mark as well.

Before coming to Stanford for the first time, Preston was the assistant head coach and offensive coordinator/QB coach at UNLV in 1998. Prior to that, he coached running backs at Washington State from 1994-97. During his four-year term at Washington State, Preston was part of a coaching staff that guided the Cougars to the Pacific-10 Conference championship in 1997 and its first Rose Bowl appearance in 67 years. The Cougar offense broke the Pac-10 record for most total yards in a single season.

One of Preston's pupils, Mike Black, gained 1,157 yards rushing and was named All-Pac 10. The Cougars finished 10-2 overall and were ranked ninth in the nation.

Preston also coached at his alma mater, Hawai'i, from 1987-93, when he served on the same coaching staff with Paul Johnson. He had several roles during his tenure with the Rainbows, including coaching the offensive special teams, receivers and defensive backs, while also serving as the strength and conditioning liaison. Preston's seven-year stay at Hawai'i was highlighted by the first two bowl games in school history and the first Western Athletic Conference title ever for the program. In 1989, Hawai'i participated in its first bowl game, losing to Michigan State in the Aloha Bowl. The Rainbows won the WAC championship in 1992 and went on to defeat Illinois in the Holiday Bowl.

Preston's first full-time coaching job came at Southern Illinois from 1984-86 when he tutored receivers and the defensive backfield. During his three seasons in Carbondale, SIU's defense improved dramatically – from eighth to second in the conference – while nine of his pupils received all-conference recognition.

He was a graduate assistant at Hawai'i in 1980 and 1981, a part-time coach at UH in 1982, and a graduate assistant at Washington in 1983. During his career, Preston has also been a guest coach for the Toronto Argonauts, Tampa Bay Buccaneers, Miami Dolphins and Philadelphia Eagles.

A native of Los Angeles, Preston received a bachelor's degree in Speech from Hawai'i in 1982. He was a two-year letterwinner (1978-79) with the Rainbow football team. Preston is a 1975 graduate of Banning High School in Los Angeles. He and his wife, Audrey, have three children: Amber (22), Evan (19) and Quinn (10).



STAFF

PRESTON FACTS

Wife Audrey
Children Amber, Evan, Quinn
Education Hawai'i, '82

PRESTON'S COACHING HISTORY

Year	School	Position	W-L
2008	Georgia Tech	Wide Receivers Coach	.9-4
2007	New Mexico	Running Backs Coach	.9-4
2006	Stanford	Running Backs Coach	1-11
2004	Notre Dame	Running Backs Coach	.6-6
2003	Notre Dame	Running Backs Coach	.5-7
2002	Notre Dame	Running Backs Coach	10-3
2001	Stanford	Running Backs Coach	.9-3
2000	Stanford	Running Backs Coach	.5-6
1999	Stanford	Running Backs Coach	.8-4
1998	UNLV	Assistant Head Coach/ Offensive Coordinator/QB Coach	10-11
1997	Washington State	Running Backs Coach	10-2
1996	Washington State	Running Backs Coach	.5-6
1995	Washington State	Running Backs Coach	.3-8
1994	Washington State	Running Backs Coach	.8-4
1993	Hawai'i	Wide Receivers Coach	.6-6
1992	Hawai'i	Wide Receivers Coach	11-2
1991	Hawai'i	Wide Receivers Coach	4-7-1
1990	Hawai'i	Wide Receivers Coach	.7-5
1989	Hawai'i	Wide Receivers Coach	9-3-1
1988	Hawai'i	Wide Receivers Coach	.9-3
1987	Hawai'i	Defensive Backs Coach	.5-7
1986	Southern Illinois	Defensive Backs Coach	.7-4
1985	Southern Illinois	Wide Receivers Coach	.4-7
1984	Southern Illinois	Wide Receivers Coach	.3-8
1983	Washington	Graduate Assistant (Defensive Backs)	.8-4
1982	Hawai'i	Part-time Assistant Coach (Receivers)	.6-5
1981	Hawai'i	Graduate Assistant (Receivers)	.9-2
1980	Hawai'i	Graduate Assistant (Receivers)	.8-3





Mike Sewak

CO-OFFENSIVE LINE ■ 2nd SEASON AT GEORGIA TECH ■ VIRGINIA (1981)



Mike Sewak, who has coached on the college level for 25 years including four years as head coach at Georgia Southern, enters his second year at Georgia Tech as co-coach of the offensive line. Sewak works primarily with the guards and centers.

In Sewak's first season with the Yellow Jackets, he coached a youth-laden offensive line that had to quickly grasp Tech's new spread option offense and unique blocking scheme. The end result saw the Jackets lead the ACC and rank fourth nationally in rushing offense (273.2 ypg) and lead the ACC in total offense (372.5 ypg).

Two Yellow Jacket linemen – senior tackle Andrew Gardner (1st team) and junior guard Cord Howard (2nd team) – earned All-ACC honors in 2008.

Sewak, Johnson's offensive coordinator at Georgia Southern from 1997 to 2001, replaced Johnson as head coach of the Eagles in 2002. He produced a record of 35-14 as Georgia Southern's head coach and led the Eagles to three NCAA Division I-AA playoffs appearances and two Southern Conference championships. He was named the 2004 Southern Conference Coach of the Year.

In his first season as head coach in 2002, Sewak led Georgia Southern to the I-AA semifinals and within a last-second missed field goal of the national championship game. The Eagles finished the season with an 11-3 record, won the school's sixth consecutive league title and made their fifth straight national semifinals appearance. In addition, Sewak's offense led the nation in rushing, averaging 386.2 yards per game.

Georgia Southern followed with an uncharacteristic 7-4 mark in 2003, a season which saw Sewak valiantly sidestep adversity and numerous key injuries to guide GSU to victories in six of its last eight games and earn his second straight rushing title as a head coach with a 335.6 yards per game average.

Sewak put GSU back on track in 2004. Georgia Southern rolled through the regular season with an offensive juggernaut, averaging 47 points per game and winning eight games in a row between losses to I-AA Georgia and Southern Conference co-champion Furman, the No. 2 ranked team in I-AA.

While young on both sides of the ball in 2005, Georgia Southern led I-AA in rushing again. After a 1-2 start, the Eagles won seven of their last eight games to clinch an at-large playoff bid. The only loss during that stretch was to Appalachian State, the Southern Conference champion and the No. 2 seed in the I-AA playoffs.

Sewak also led the Eagles to a win over Furman when the Paladins were ranked No. 1 in the country. As offensive coordinator under Johnson at Georgia Southern from 1997 to 2001, Sewak's offensive unit consistently ranked as one of the nation's best at the NCAA Division I-AA level during the five-year span. After finishing second in rushing offense, total offense and scoring offense in 1998, the Eagles improved to a first-place national standing in all three categories in 1999 – averaging 419.0 rushing yards, 551.7 total yards and 50.0 points per game.

In all, as Georgia Southern's offensive coordinator from 1997 to 2001, the Eagles rolled to a 62-10 mark, scored 2,855 points (39.7 ppg), picked up 25,941 rushing yards (360.3 ypg), 7,816 passing yards (108.6 ypg) and 33,757 total yards (468.8 ypg). Sewak also played a key role in helping lead Georgia Southern to five straight Southern Conference championships and NCAA Division I-AA playoff appearances, three national championship games and two national titles in 1999 and 2000.

In addition, three Georgia Southern offensive linemen earned All-America honors under his direct guidance from 1997 to 2001. Guard Mark Williams, who also was the recipient of back-to-back Southern Conference Jacob's Blocking Trophies in '97 and '98, tackle Rich McGrath and center Matt Winslette all earned national honors under Sewak's leadership. During his time at Georgia Southern, Sewak took an active role

SEWAK FACTS

Wife	Robin	Children	Michael Robert, Olivia, Nicholas
Birth Date	Sept. 3, 1958	Education	Virginia, '81
Masters	Georgia Southern, '08		

SEWAK'S COACHING HISTORY

Year	School	Position	W-L
2008	Georgia Tech	Co-Offensive Line Coach	9-4
2005	Georgia Southern	Head Coach	8-4
2004	Georgia Southern	Head Coach	9-3
2003	Georgia Southern	Head Coach	7-4
2002	Georgia Southern	Head Coach	11-3
2001	Georgia Southern	Offensive Coordinator	12-2
2000	Georgia Southern	Offensive Coordinator	13-2
1999	Georgia Southern	Offensive Coordinator	13-2
1998	Georgia Southern	Offensive Coordinator	14-1
1997	Georgia Southern	Offensive Coordinator	10-3
1996	Ohio	Offensive Coordinator/Off. Line	6-6
1995	Ohio	Offensive Coordinator/Off. Line	2-8-1
1994	Hawai'i	Assistant Coach	3-8-1
1993	Hawai'i	Assistant Coach	6-6
1992	Hawai'i	Assistant Coach	11-2
1991	Hawai'i	Assistant Coach	4-7-1
1990	Hawai'i	Assistant Coach	7-5
1989	Hawai'i	Assistant Coach	9-3-1
1988	Hawai'i	Assistant Coach	9-3
1987	Hawai'i	Assistant Coach	5-7
1986	Georgia Southern	Assistant Coach	13-2
1985	Georgia Southern	Assistant Coach	13-2
1984	Georgia Tech	Graduate Assistant	6-4-1
1983	Hobart College	Offensive Coordinator/Offensive Line	5-3-1
1982	Hobart College	Offensive Coordinator/Offensive Line	4-5

in the community, serving as a member of the Parent-Teacher Organization (PTO) in the Bulloch County (Ga.) School District. He kept ties with the Special Olympics program, serving as a volunteer in various capacities. He also instilled a community relations leadership role for his players who spent many lunch and reading sessions with children at Statesboro's Mill Creek Elementary School and donated their time to the March of Dimes Walk America and "Operation Cleanup".

Sewak was appointed as the honorary chairperson of the Keep Bulloch Beautiful campaign in February, 2002, and was selected to a similar capacity for the 2003 Bulloch County's Walk America in January.

Prior to his second stint at Georgia Southern, Sewak helped turn around a struggling program at Ohio University as offensive coordinator and offensive line coach under current Wake Forest head coach Jim Grobe in 1995 and 1996. The Bobcats, after going 0-11 prior to Sewak's arrival, went 2-8-1 in '95 before posting a 6-6 record in 1996 – the school's best mark since 1982. Sewak directed an offensive unit which ranked first in the Mid-America Conference in rushing with a 274.0 per game average.

Prior to Ohio, Sewak spent eight years as an assistant coach at Hawai'i, where he coached the Warriors' offensive line for seven seasons and the wide receivers for one. During his tenure in Honolulu, Hawaii won the 1992 Western Athletic Conference championship, broke more than 150 offensive records, and finished among the nation's offensive leaders each year, averaging 31.7 points and 418 yards per game.

Sewak's first stint at Georgia Southern came as an assistant coach with the Eagles in 1985 and 1986 when he worked under coach Erk Russell. Sewak coached the running backs and the defensive backs on national championship teams in 1985 and 1986, respectively. The Eagles captured their first two NCAA Division I-AA titles those seasons, recording consecutive 13-2 records.

Sewak's first association with Georgia Tech came in 1984 when he served as a graduate assistant tight ends coach under head coach Bill Curry.

A native of Johnstown, Pa., Sewak began his career in 1982 at Hobart (N.Y.) College where he served as offensive coordinator and offensive line coach.

A three-year letterman as an offensive lineman at Virginia, Sewak earned a degree in psychology from UVA in 1981. He was invited to tryouts with the Baltimore Colts and Pittsburgh Steelers after the completion of his collegiate playing eligibility. Sewak added a Masters degree in the spring of 2008 from Georgia Southern.

He and his wife, the former Robin Farmery of Marietta, Ga., are the parents of three children – Michael Robert, Olivia and Nicholas.





Giff Smith

DEFENSIVE LINE/RECRUITING COORDINATOR ■ 6th SEASON AT TECH ■ GEORGIA SOUTHERN (1991)



Giff Smith, who has developed a national reputation as an outstanding recruiter and defensive coach, enters his sixth season at Georgia Tech as defensive line coach and fourth season as recruiting coordinator. He is also reunited with Paul Johnson, whom he worked with at Georgia Southern a decade ago.

Smith's defensive line was one of the best units in college football in 2008. All four starters earned All-ACC honors including Michael Johnson (1st team), Vance Walker (1st team), Darryl Richard (2nd team) and Derrick Morgan (honorable mention). Johnson, Walker and Richard were all selected in the NFL draft. Johnson was also named a first team All-American (AFCA).

Tech's defense ranked in the top 30 nationally in rushing defense (24th), total defense (25th) and scoring defense (28th) in 2008.

In 2007, Georgia Tech ranked first nationally in sacks and second in tackles-for-loss while ranking in the top 30 in rushing defense, scoring defense and total defense. Walker earned first team All-ACC honors and senior end Darrell Robertson was a second team selection. Richard was second team Academic All-American.

Also in 2007, Smith watched eight true freshmen that he helped recruit play key roles as rookies. Running back Jonathan Dwyer and quarterback Josh Nesbitt, two highly-recruited Georgians, highlighted one of the nation's top recruiting classes.

In each of Smith's five seasons at Tech, the Yellow Jackets have ranked in the top 30 nationally in rushing defense, scoring defense and total defense. The Georgia Tech defense has been exceptionally strong against the run, ranking in the top 20 nationally four of the past five seasons.

In 2006, two of Smith's defensive linemen made the All-ACC team. Tackle Joe Anoai was a first team selection, and end Adamm Oliver earned second team honors. In 2003-04, Smith worked with All-ACC defensive end Eric Henderson, the Yellow Jackets' all-time leader in tackles-for-loss.

Smith came to Tech in 2004 after five seasons at Tulane, where he coached the Green Wave's defensive line all five years while serving as recruiting coordi-

nator his last three years. He also held the title of associate head coach.

Smith has strong ties to the state of Georgia. A native of the Atlanta suburb of Mableton, he attended Pebblebrook High School and then played and coached at Georgia Southern.

A 1991 graduate of Georgia Southern, Smith was a member of three NCAA I-AA national championship teams at the school in 1986, 1989 and 1990. A three-time All-America defensive end, he helped the Eagles to a perfect 15-0 mark in 1989, and as a senior in 1990, he served as team captain.

He later spent three seasons at his alma mater, working with the wide receivers in 1996 and then the secondary under Johnson in 1997-98. During his time on the staff, the Eagles won a pair of Southern Conference titles (1997-98) and advanced to the NCAA I-AA national championship game in 1998.

Smith began his coaching career in 1991 as a graduate assistant at Arkansas, where he remained three years before moving to Georgia for two seasons.

Smith was inducted into the Georgia Southern University Athletic Hall of Fame in 2000. He is married to the former Jennifer Erickson. The couple has two children, Ava and Sam.

STAFF

SMITH FACTS

Wife Jennifer
Children Ava, Sam
Birth Date Oct. 23, 1968
Education Georgia Southern, '91

SMITH'S COACHING HISTORY

Year	School	Position	W-L
2008	Georgia Tech	Defensive Line/Recruiting Coordinator	.9-4
2007	Georgia Tech	Defensive Line/Recruiting Coordinator	.7-6
2006	Georgia Tech	Defensive Line/Recruiting Coordinator	.9-5
2005	Georgia Tech	Defensive Line Coach	.7-5
2004	Georgia Tech	Defensive Line Coach	.7-5
2003	Tulane	Associate Head Coach/ Defensive Line/Recruiting Coordinator	.5-7
2002	Tulane	Associate Head Coach/ Defensive Line/Recruiting Coordinator	.8-5
2001	Tulane	Associate Head Coach/ Defensive Line/Recruiting Coordinator	.3-9
2000	Tulane	Defensive Line/Recruiting Coordinator	.6-5
1999	Tulane	Defensive Line Coach	.3-8
1998	Georgia Southern	Secondary Coach	.14-1
1997	Georgia Southern	Secondary Coach	.10-3
1996	Georgia Southern	Wide Receivers	.4-7
1995	Georgia	Graduate Assistant	.6-6
1994	Georgia	Graduate Assistant	.6-4-1
1993	Arkansas	Graduate Assistant	.6-4-1
1992	Arkansas	Graduate Assistant	.3-7-1
1991	Arkansas	Graduate Assistant	.6-6





Todd Spencer

CO-OFFENSIVE LINE ■ 2nd SEASON AT GEORGIA TECH ■ PACIFIC LUTHERAN (1979)



Todd Spencer begins his 26th year of coaching and his second season at Georgia Tech as coach of the offensive line, with a primary focus on the tackle position.

In Spencer's first season at Tech, he helped a young offensive line learn a completely new offensive system and blocking scheme. Despite injuries to both senior starters at tackle, the Yellow Jackets led the ACC and ranked fourth nationally in rushing offense (272.2 ypg) and first in the ACC in total offense (372.5 ypg).

Senior tackle Andrew Gardner earned first team All-ACC honors and was selected in the NFL draft by the Miami Dolphins. Junior guard Cord Howard earned second team All-ACC honors.

In the summer of 2008, Spencer was named one of the nation's top five offensive line coaches by CBSSports.com.

Spencer came to Georgia Tech after 11 seasons at the Naval Academy, including six seasons under head coach Paul Johnson. Spencer saw firsthand the remarkable turnaround of the Midshipmen football program. Over Spencer's final four seasons in Annapolis, Navy won 35 games, advanced to a postseason bowl game four consecutive years and won a school-record four straight Commander-In-Chief's Trophies.

In 2007, Spencer helped Navy produce amazing numbers. The Midshipmen ranked first nationally in rushing (348.8 ypg), 10th in scoring (39.3 ppg), 22nd in total offense (444.1 ypg) and Spencer's offensive line allowed just 1.08 sacks per game, which ranked ninth nationally.

Spencer teamed up with Ken Niumatalolo, Johnson's successor at Navy, in 2006 to coach an offensive line that helped pave the way for the nation's top rushing offense for the third time in five seasons.

In 2005, Spencer was part of a staff that helped the Mids average a nation's-best 318.7 yards per contest, as Navy won a then-school-record second-straight bowl game and claimed the Commander-In-Chief's Trophy.

In 2004, Spencer helped an offensive line that was hampered by injuries all year to perform well enough for the Midshipmen to finish third in the country in rushing (289.5), win a school-record tying 10 games (the most wins since 1905), win the Emerald Bowl and capture the

SPENCER FACTS

Children Whitney, Ashley
Birth Date Dec. 19, 1955
Education Pacific Lutheran, '79

SPENCER'S COACHING HISTORY

Year	School	Position	W-L
2008	Georgia Tech	Co-Offensive Line Coach	9-4
2007	Navy	Offensive Line Coach	8-5
2006	Navy	Offensive Line Coach	9-4
2005	Navy	Offensive Line Coach	8-4
2004	Navy	Offensive Line Coach	10-2
2003	Navy	Offensive Line Coach	8-5
2002	Navy	Offensive Line Coach	2-10
2001	Navy	Offensive Line Coach	0-10
2000	Navy	Offensive Line Coach	1-10
1999	Navy	Offensive Line Coach	5-7
1998	Navy	Offensive Line Coach	3-8
1997	Navy	Offensive Line Coach	7-4
1996	Oregon State	Offensive Line Coach	2-9
1995	Oregon State	Offensive Line Coach	1-10
1994	Oregon State	Offensive Line Coach	4-7
1993	Oregon State	Offensive Line Coach	4-7
1992	Oregon State	Offensive Line Coach	1-9-1
1991	Oregon State	Offensive Line Coach	1-10
1990	Northern Illinois	Offensive Line Coach	6-5
1989	UTEP	Offensive Line Coach	2-10
1988	Southern Utah	Offensive Coordinator	4-7
1987	Trinity Valley CC	Offensive Coordinator	4-6
1986	Trinity Valley CC	Offensive Coordinator	1-9
	Texas	Graduate Assistant	5-6
1985	Oregon	Graduate Assistant	5-6
	Texas	Graduate Assistant	8-4
1984	Oregon	Graduate Assistant	6-5

Commander-In-Chief's Trophy in back-to-back years.

Navy's offensive line was key in the NCAA record 26-play, 94-yard, 14:26 epic drive in the Emerald Bowl. Offensive guard August Roitsch was named to the Sports Illustrated All-Bowl Team, while the starting offensive line was selected to the College Football News All-Bowl Team.

In 2003, despite a lack of experience up front, the Mids led the nation in rushing (323.2 ypg) and set school records for rushing yards per game, total rushing yards (4,202), rushing yards per attempt (5.5), rushing touchdowns (44), total offense (5,506), total offense per game (423.5) and yards per play (6.0) as Navy went 8-5, won the Commander-In-Chief's Trophy and earned a berth in the Houston Bowl.

In 2002, Spencer developed Derek Jaskowiak into a College Football News All-Independent selection and an Honorable Mention All-East performer. Jaskowiak was also selected to participate in the Hula Bowl All-Star Game. In 2000, Spencer saw pupil Hoot Stahl invited to play in the Blue-Gray All-Star Game.

Spencer brought a vast knowledge of the option attack to Annapolis after spending six seasons as the offensive line coach at option-oriented Oregon State. In 1993, Oregon State's rushing offense finished second in the nation, averaging 300.6 yards per game.

Known for his intensity on the field, Spencer has also been the offensive line coach at Northern Illinois (1990) and Texas-El Paso (1989), and was the offensive coordinator at Southern Utah (1988) and Trinity Valley Community College (1986-87). He got into the major college ranks as a graduate assistant (defensive backs) for Rich Brooks at Oregon (1984-85) and was a graduate assistant (offensive line) for Fred Akers at Texas (1985-86).

A native of Beaverton, Ore., Spencer attended Whitworth College in Spokane, Wash., from 1974-76, and was a defensive back under Hugh Campbell, a former head coach of the Houston Oilers. He then transferred to Pacific Lutheran (1977-79), where he played safety for two years. Spencer earned his bachelor's degree in physical education from Pacific Lutheran (1979) and his M.A. from Linfield College in physical education in 1981.


He is the father of two daughters, Whitney and Ashley.





Dave Wommack

DEFENSIVE COORDINATOR ■ 2nd SEASON AT GEORGIA TECH ■ MISSOURI SOUTHERN (1978)



Dave Wommack, a veteran with 29 years of collegiate coaching experience, begins his second season at Georgia Tech as the Yellow Jackets' defensive coordinator and coach of the safeties.

In Wommack's first season, the Yellow Jacket defense ranked in the top 30 nationally in rushing defense (24th), total defense (25th) and scoring defense (28th). Tech's defense recorded 18 interceptions – 13 more than the Yellow Jackets had the previous season – and forced 20 turnovers, which ranked 20th nationally.

Five Yellow Jacket defenders earned All-ACC honors in 2008, and sophomore safety Morgan Burnett emerged as a second team All-American.

Wommack came to Atlanta after serving one season as linebackers coach at Southern Mississippi. Wommack helped lead Southern Miss to an appearance in the 2007 Papajohns.com bowl after a 7-5 regular season. The Golden Eagles led Conference USA in scoring defense and ranked second or third in the league in total defense, rushing defense, pass efficiency defense, pass defense and sacks.

Wommack served on the coaching staff at South Carolina under Steve Spurrier as secondary coach in 2005 and outside linebackers coach in '06. His final year in Columbia the Gamecocks went 8-5 and defeated Houston, 44-36, in the Liberty Bowl.

Prior to South Carolina, he spent a four-year stint at Arkansas from 2001-04, including the last three years as the defensive coordinator. He also coached the secondary, free safeties, cornerbacks and inside linebackers. The Razorbacks made appearances in the Independence Bowl (2003), Music City Bowl (2002) and Cotton Bowl (2001).

Wommack's first of two stints at Southern Miss came during a seven-year span from 1994-2000, one of the most successful periods in Golden Eagle history. He was the defensive coordinator and assistant head coach in 1999 and 2000. He coached the outside linebackers in 2000, the middle and strong-side linebackers in 1999 and defensive backs from 1994-98.

Southern Miss was a founding member of Conference USA in 1996 and won three of the first four championships (1996, 1997 and 1999). The Golden Eagles made four straight bowl appearances from 1997-00, winning the 1997 and 1999 Liberty Bowls, and the 2000 GMAC Bowl. All-Americans Cedric Scott and Leo Barnes were the defensive leaders.

As defensive coordinator, the USM 2000 defense finished second in the nation in total defense, eighth in scoring defense, fifth in pass defense and fourth in pass efficiency defense. The Golden Eagles collected an 8-4 record and won the GMAC Bowl, 28-21, over No. 13 TCU.

His 1999 defense was No. 7 in the nation in turnover margin and No. 8 in rushing defense, scoring defense and total defense. All-American Adalius Thomas and T.J. Slaughter were the defensive leaders. Southern Miss posted a 9-3 record that season, won its second C-USA title and won the Liberty Bowl, 23-17, over Colorado State.

The 1998 Southern Miss squad ranked 18th nationally in scoring defense, finished with a 7-5 record and made an appearance in the Humanitarian Bowl. The 1997 Golden



WOMMACK FACTS

Wife	Leslie Ann	Children	Kane, Hayley
Birth Date	May 9, 1956	Education	Missouri Southern, '78

WOMMACK'S COACHING HISTORY

Year	School	Position	W-L
2008	Georgia Tech	Defensive Coordinator	9-4
2007	Southern Miss	Linebackers Coach	7-6
2006	South Carolina	Outside Linebackers Coach	8-5
2005	South Carolina	Defensive Backs Coach	7-5
2004	Arkansas	Defensive Coordinator	5-6
2003	Arkansas	Defensive Coordinator	9-4
2002	Arkansas	Defensive Coordinator	9-5
2001	Arkansas	Assistant Coach	7-5
2000	Southern Miss	Assistant Head Coach/Defensive Coord.	8-5
1999	Southern Miss	Assistant Head Coach/Defensive Coord.	9-3
1998	Southern Miss	Defensive Backs Coach	7-5
1997	Southern Miss	Defensive Backs Coach	9-3
1996	Southern Miss	Defensive Backs Coach	8-3
1995	Southern Miss	Defensive Backs Coach	6-5
1994	Southern Miss	Defensive Backs Coach	6-5
1993	UNLV	Defensive Coordinator	3-8
1992	UNLV	Defensive Coordinator	6-5
1991	SW Missouri State	Defensive Coordinator	6-4-1
1990	SW Missouri State	Defensive Coordinator	9-3
1989	SW Missouri State	Defensive Coordinator	10-3
1988	SW Missouri State	Defensive Coordinator	5-5
1987	SW Missouri State	Defensive Coordinator	5-6
1986	SW Missouri State	Defensive Coordinator	3-7
1985	Bemidji State	Defensive Coordinator	7-3
1984	Missouri	Graduate Assistant (Defensive Line)	3-7-1
1983	Missouri	Graduate Assistant (Defensive Line)	7-5
1982	Arkansas	Graduate Assistant (Wide Receivers)	9-2
1981	Arkansas	Graduate Assistant (Wide Receivers)	8-4
1980	Arkansas	Graduate Assistant/ Strength and Conditioning Assistant	7-5
1979	Arkansas	Graduate Assistant/ Strength and Conditioning Assistant	10-2

Eagle squad posted a 9-3 record and won the second Conference USA championship. Southern Miss defeated Pitt, 41-7, in the Liberty Bowl, the first bowl game for the Golden Eagles since 1990. All-American cornerback and C-USA Defensive Player of the Year Patrick Surtain ranked 10th in the nation in interceptions and was drafted No. 44 in the NFL Draft. Defensive back Jamaal Alexander was a sixth-round pick.

The 1996 defense ranked No. 3 nationally in turnover margin and No. 8 in rushing defense. Southern Miss ranked seventh nationally in interceptions with 18. The Golden Eagles posted an 8-3 record and shared the conference title with Houston.

During his first season at Southern Miss in 1994, the Golden Eagle secondary ranked second in the nation with 25 interceptions. Those interceptions contributed to the Golden Eagles' national-best 41 takeaways.

He also coached at UNLV as defensive coordinator from 1992-93, Southwest Missouri State as defensive coordinator from 1986-91, Bemidji State as defensive coordinator in 1985, two years as defensive line coach at Missouri, 1983-84, and four years at Arkansas (1979-82) as a graduate assistant, assistant strength and conditioning coach and the last two years as the wide receivers coach.

While at Missouri, the Tigers appeared in the Holiday Bowl (1983). The Razorbacks made it to four straight bowl games while Wommack was on staff – the 1980 Sugar Bowl, 1980 Hall of Fame Bowl, 1981 Gator Bowl and the 1982 Bluebonnet Bowl.

A 1974 graduate of Reeds Springs (Mo.) High School, Wommack was a three-year letterwinner (center) at Missouri Southern. He graduated with a bachelor's degree from Missouri Southern in 1978 and his master's degree from Arkansas in 1979.

The Kimberling City, Mo., native and his wife, the former Leslie Ann Wilkins, have two children, Kane and Hayley.



**ASSISTANT ATHLETIC DIRECTOR/
MEDIA RELATIONS**
3rd Season at Georgia Tech
UNC-Wilmington (1987)
DEAN BUCHAN

Dean Buchan enters his third season as Georgia Tech's Assistant Athletic Director for Media Relations. Buchan oversees the media relations staff and serves as the primary media contact for the Yellow Jacket football program.

Buchan came to Georgia Tech in July, 2007 after serving seven years in a similar capacity at Wake Forest, where he worked directly with basketball coaches Dave Odom and the late Skip Prosser, and football coaches Jim Grobe and Jim Caldwell. He also coordinated All-America campaigns for Chris Paul and Josh Howard.

From 1990 to 2000, Buchan worked as sports information director at the University of Kansas, where his main responsibility was coordinating media efforts for head coach Roy Williams and the men's basketball program.

Prior to Kansas, Buchan worked three years (1987-90) as associate sports information director at East Carolina University. As a student at UNC-Wilmington, he served four years as an assistant in the Seahawk sports information office.

A native of Southern Pines (N.C.), Buchan graduated from UNCW in 1987. He is single and resides in Vinings.



DIRECTOR OF PLAYER DEVELOPMENT
5th Season at Georgia Tech
Springfield (1997)
ERIC CIANO

Eric Ciano is in his fifth season as Georgia Tech's Director of Player Development. He oversees Tech's strength and conditioning program for all sports while working primarily with the football team.

Ciano came to Tech in 2004 from the University of Tennessee, where he served as associate head strength and conditioning coach since 2002. He previously spent two years (2000-02) as the head strength and conditioning coach at Louisiana Tech, following two years (1997-99) as a graduate assistant at Tennessee.

Ciano earned his bachelor's degree in 1997 from Springfield (Mass.) College, where he lettered in football. He added a master's degree from Tennessee in 1999. A certified collegiate strength and conditioning coach, Ciano is a member of the Collegiate Strength and Conditioning Association and the National Strength and Conditioning Association.

Ciano is married to the former Ashley Klimkiewicz.



EQUIPMENT MANAGER
18th Season at Georgia Tech
Alabama (1980)
TOM CONNER

Tom Conner is in his 18th season as Georgia Tech's Equipment Manager.

A certified athletic equipment manager, Conner is responsible for procuring and maintaining all equipment and uniforms for the football program and also assists in ordering gear for Tech's other sports programs.

Conner came to Tech in 1992 after four years as the equipment manager at the United States Naval Academy. He also has experience at the professional level after serving four years (1982-86) as the head equipment manager for the Birmingham Stallions of the United States Football League.

He then worked one year (1987) as Assistant Equipment Manager at Duke University before moving to Navy in 1988. Conner also spent two years as assistant equipment manager at the University of Missouri.

Conner earned his bachelor of science degree in physical education in 1980 from the University of Alabama, where he worked four years as a student manager for football.

Conner, who completed a two-year seat as a member of the Schutt Manufacturers Advisory Board, was honored as the AEMA District III Equipment Manager of the Year for 1997-98.

A native of Signal Mountain, Tenn., Conner is married to the former Pamela Bushman, and the couple has a 13-year-old son.



FOOTBALL OFFICE ASSISTANT
2nd Season at Georgia Tech
South Carolina (2003)
J.R. DORMAN

J.R. Dorman, a former assistant coach at Wittenberg University, begins his second year at Georgia Tech as a football office assistant.

At Wittenberg, Dorman coached wide receivers for two years, helping the Red and White to records of 7-4 in 2006 and 8-2 in 2007.

The grandson of Robert Dorman, a Wittenberg football letterwinner in 1938 and 1939, J.R. Dorman spent the 2005 season as an assistant at Denison, working primarily with the linebackers.

A graduate of the University of South Carolina, Dorman got his professional start with the National Football League's Houston Texans in 2004, serving as an intern on the staff of Dom Capers. With the Texans, Dorman worked primarily in the scouting department, in addition to some duties with the defense. Prior to his stint with the Texans he spent five years under Lou Holtz at South Carolina as a student assistant, gaining experience in a wide range of areas, including defensive backs, special teams and recruiting. Dorman majored in sports administration at South Carolina.



ATHLETIC TRAINER
10th Season at Georgia Tech
Georgia Tech (1996)
CLAY FARR

Clay Farr enters his 10th overall year at Georgia Tech, his alma mater.

Farr, who has worked two different stints on The Flats, assists head athletic trainer Jay Shoop with all athletic training duties relating to the football program. He also oversees athletic training for the baseball program and assists in the day-to-day care of all Yellow Jacket student-athletes.

Farr's first association with Georgia Tech came as a student, from 1992-96, when he worked as a student trainer for the Yellow Jacket football and men's basketball programs.

Following his graduation from Georgia Tech in 1996, Farr spent two years as a graduate assistant at Clemson, working with the Tigers' men's soccer team. He obtained his graduate degree from Clemson in 1998.

A native of Ware Shoals, S.C., Farr served an internship in 1996 with the Tampa Bay Buccaneers. He is currently in a pool of athletic trainers for U.S. Soccer and he has previously worked with the U.S. national team.

Farr is a huge follower of international soccer, having attended games in eight different countries. Farr and his dog, Fixxxer, reside in Atlanta.



GRADUATE ASSISTANT COACH
5th Season at Georgia Tech
West Alabama (2004)
BRETT GILLILAND

Brett Gilliland enters his fifth year at Georgia Tech and his fourth season as a graduate assistant coach and will work with the B-backs in 2009.

Gilliland began his career at Georgia Tech as assistant director of football operations



in 2005. In 2006, he moved into a coaching role for a Yellow Jacket team that played in the ACC Championship game. Gilliland worked with Tech's wide receivers, including All-American and Biletnikoff Award winner Calvin Johnson.

In 2007, Gilliland continued to work with the Yellow Jacket offense, primarily with the quarterbacks.

Before coming to Georgia Tech, Gilliland spent one season as wide receivers coach at his alma mater, West Alabama.

Gilliland was a standout quarterback at West Alabama, where he played in 42 games, including 27 as a starter. In 2002, Gilliland passed for a school-record 3,213 yards to lead the Gulf South Conference in passing while earning all-conference honors.

In 2003, Gilliland was a regional finalist for the Harlon Hill Trophy. He finished his career as the owner of West Alabama career records for passing yards (6,689), completion percentage (.591) and total offense (6,847 yards).

Gilliland earned a degree from West Alabama in 2004, majoring in physical education and minoring in business administration. Gilliland (born June 2, 1981) is a native of Pensacola, Fla. He and wife, Amanda, reside in Atlanta.



Todd McCarthy enters his 12th season at Georgia Tech as Director of Video Operations after joining the Tech staff in the spring of 1998.

McCarthy handles all practice, game and opponents' video for the coaching staff while overseeing Tech's video operations.

In 2005, the Tech video department received the SAVVY Award from the Collegiate Sports Video Association for the year's top highlight video. McCarthy is a three-time winner of the Atlantic Coast Conference Video Director of the Year award.

McCarthy spent two years (1996-98) as Director of Sports Video at the University of Pittsburgh and three years (1993-96) in the same capacity at the University of Richmond. He also worked two years as a videographer and editor in the sports department at WRIC-TV, the ABC affiliate in Richmond, Va.

A native of Richmond, Va., McCarthy earned his bachelor's degree in Broadcast Communications from Virginia Commonwealth University in 1992.



Chris Hampton enters his first season as a graduate assistant coach at Georgia Tech. A four-year letterwinner (2004-08) and three-year starter at South Carolina, Hampton's duties include assisting the defensive coaching staff, specifically coach Giff Smith and the defensive line, while helping break down film, produce opponent scouting reports and organize the scout team.

Prior to Tech, Hampton served as a graduate assistant at Arkansas State during the 2008 season. He went to ASU after earning a degree in Criminal Justice at South Carolina in 2007. A native of Memphis, Tenn., Hampton attended Melrose High School where he lettered in football and track & field, and served as senior class President.



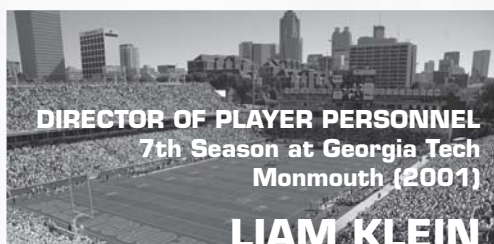
Lamar Owens, who played for Paul Johnson at the U.S. Naval Academy, enters his second year at Georgia Tech as a football office assistant.

A native of Savannah, Ga., Owens graduated from Benedictine Military School in 2002 before moving on to the Naval Academy.

The co-captain directed Navy to an 8-4 campaign and a San Diego Credit Union Poinsettia Bowl victory over Colorado State in 2005.

Owens rushed for 122 yards on 19 carries in his first career start to become just the 14th Navy quarterback to rush for over 100 yards in a game and just the third Mids QB to eclipse 100 yards rushing in his first start.

Owens rushed for 880 yards and 11 touchdowns, while throwing for 1,299 yards and six touchdowns his senior campaign. He won the Joe Bellino Award as the team's leading rusher and the E.E. "Rip" Miller Award as the season's most valuable player, as voted on by his teammates. Owens set two single-season and two career individual records and finished his career with 1,009 rushing yards.



Liam Klein, a member of the Georgia Tech staff since 2003, enters his third year as the Yellow Jacket Director of Player Personnel.

Klein directs Tech's coaching clinics, camps and other events while administering the Jackets' on-campus recruiting efforts and serving as the team's academic liaison.

Klein served as a graduate assistant for three seasons, working with the Yellow Jackets' nationally-ranked defense, before being promoted in 2007. In addition to preparing scouting reports and coordinating the scout team, he helped coach linebackers in 2006 after assisting with the defensive line in 2004-05. During his three seasons as a graduate assistant, Tech's defense ranked in the top 30 in the nation in total defense, scoring defense, rushing defense and pass efficiency defense.

Klein originally came to Tech prior to the 2003 season and spent six months as assistant director of football operations before moving to the coaching staff.

Klein also has two years of coaching experience at the NCAA I-AA level, serving as outside linebackers and safeties coach for Harvard in 2002 and defensive line coach for Lafayette College in 2001.

A native of Norwood, N.J., Klein started three years on the offensive line for Division I-AA Monmouth University. He earned a bachelor's degree from Monmouth in education and interdisciplinary in history and political science in 2001.



Topher Roberts begins his first season at Georgia Tech as Assistant Director of Football Operations. Roberts' duties include organization of team travel, spring and pre-season training camp, and assisting with the day to day operations of the program.

Roberts joined the Yellow Jacket staff in the spring after working four years (2005-09) with the Atlanta Falcons as Travel Logistics Manager. While working for the Falcons, Roberts also served simultaneously as Football Operations Manager for the Georgia Force, the Atlanta arena football team.

Previous stops for Roberts included an internship with NFL Europe's Berlin Thunder in 2004, the Southern Conference and the University of North Carolina football office.

A 2003 North Carolina graduate with a degree in communication studies, Roberts served as a placekicker for the Tar Heel football team from 2001-03. Roberts earned two varsity letters and was awarded a scholarship prior to his senior season.



DIRECTOR OF SPORTS MEDICINE
20th Season at Georgia Tech
East Tennessee State (1970)

JAY SHOOP

Jay Shoop, a 40-year veteran of the sports medicine profession, returned to Georgia Tech in 2002 as director of sports medicine after a year as head trainer for the Detroit Lions.

Shoop, who oversees all areas of the sports medicine program for the Yellow Jackets' 17 varsity sports, previously served as Tech's director of sports medicine and head trainer from 1987-1999.

Shoop, 61, first came to Tech in 1987 after a two-year stint as head trainer for the NFL's Tampa Bay Buccaneers. He also served two years (1983-84) as head trainer of the Michigan Panthers of the USFL, and seven seasons as an assistant trainer for the Atlanta Falcons.

A native of Wise, Va., Shoop earned a B.S. degree from East Tennessee State University in 1970 and a master's degree in 1976 from Furman, where he was head trainer for six years (1970-76).

Shoop served as the chief trainer for the Olympic Village for the 1996 Centennial Olympic Games and as the head trainer for the 1994 Goodwill Games in St. Petersburg, Russia.

An avid collector of historical sports memorabilia, Shoop authored the official history of the Southeastern Athletic Trainers Association in 1988.

Shoop is married to the former Anne Brockman. The couple has two children: Farrah, a Tech graduate and husband Corey Gamel, and Lynn and wife Meredith. The Shoops have two grandchildren, Logan and Summer.



in 1999 with a degree in Political Science. As a Midshipman, Snider was a three-year varsity letterwinner and starting defensive tackle on the 1996 Aloha Bowl team. He later went on to become the 1998 defensive captain and member of the Annapolis Touch-down Club.

Following graduation, Snider served as the communications officer aboard USS Robert G Bradley and Officer of the Deck aboard USS Harry S. Truman. On March 20, 2003, Snider was the acting Officer of the Deck aboard the Truman when the United States launched initial attacks against Iraq.

After his service in the Eastern Mediterranean Sea, Snider returned to the Naval Academy and worked on Paul Johnson's staff for two years, serving as director of football operations and assistant defensive line coach. In 2004, he helped mentor a Navy team that finished 10-2 and earned a win over New Mexico in the 2004 Emerald Bowl in San Francisco.

Prior to his arrival at Georgia Tech, Snider served as the athletic director at Jackson High School in Jackson, Ohio. In July of 2007, he was appointed to Rio Grande Community College's Board of Trustees. He is the owner of The Annapolis Co. and Mound Hill Farms Outfitting.



ASSISTANT EQUIPMENT MANAGER
7th Season at Georgia Tech
Georgia Tech (1994)

PUNT WINDHAM

Punt Windham, coordinator of football equipment, begins his sixth season at Georgia Tech.

Windham, a certified equipment manager, handles the day-to-day operations of the football equipment room including handling and ordering equipment and uniforms, maintenance of equipment and travel logistics of the equipment.

Since coming back to his alma mater in 2003, Windham has been a part of six straight bowl appearances with the Yellow Jackets.

Prior to working at Georgia Tech, Windham served eight years at the University of Texas, where he served as head baseball equipment manager and assistant football equipment manager.

While in Austin, Windham worked with the Longhorn baseball team that captured the 2002 NCAA championship and also appeared in the 2000 College World Series.

Windham graduated from Georgia Tech in 1994 with a degree in industrial engineering. He worked as a student manager for the Yellow Jacket football team, which captured a share of the national championship in 1990.

Windham, 36, grew up in Lilburn, Ga., and currently resides in Stone Mountain, Ga. Windham is an avid golfer and angler.



DIRECTOR OF FOOTBALL OPERATIONS
2nd Season at Georgia Tech
U.S. Naval Academy (1999)

JASON SNIDER



Jason Snider is in his second year as Georgia Tech's Director of Football Operations.

Snider, 33, came to Tech in January of 2008 as assistant director of football operations and was promoted to the director of operations seven months later.

A native of McArthur, Ohio, Snider received an appointment to the U.S. Naval Academy from Ohio Governor Ted Strickland. Snider went on to graduate from the Academy

SUPPORT STAFF



TERI ANTON
Administrative Coordinator



JASON BENGUCHE
Player Development



TIM BROWN
Academic Advisor



KAREN DILLON
Athletic Training GA



CHRYSTE GAINES
Academic Advisor



DR. ANGELO GALANTE
Team Physician



DR. AARON KING
Team Dentist



DARYL LEWIS
Academic Advisor



DERRICK MOORE
Team Chaplain



JENNIFER PARDUE
Administrative Assistant



NEAL PEDUZZI
Player Development



JOSH THROWER
Athletic Training GA



DR. JOHN XEROGEANES
Team Physician



Dr. G.P. "Bud" Peterson

PRESIDENT

1st YEAR AT GEORGIA TECH ■ KANSAS STATE (1975)



In April 2009, following a unanimous vote by the University System of Georgia Board of Regents, Dr. G. P. "Bud" Peterson became the 11th president of the Georgia Institute of Technology. In this capacity he oversees a top-ten public research university with more than 19,000 students and more than \$500 million in sponsored funding.

Throughout his career, Peterson has played an active role in helping to establish the national education and research agenda, serving on numerous industry, government, and academic task forces and committees.

A distinguished scientist, Peterson was selected in 2008 by President George W. Bush to serve on the National Science Board through 2014. The Board oversees the National Science Foundation (NSF) and advises the President and Congress on national policy related to science and engineering research and education.

Peterson earned a bachelor's degree in mechanical engineering in 1975, a bachelor's degree in mathematics in 1977, and a master's degree in mechanical engineering in 1980, all from Kansas State University. He also earned a doctorate in mechanical engineering from Texas A&M University in 1985.

In 1981 and 1982, Peterson served as a visiting research scientist at the NASA Johnson Space Center. In 1985, he joined the faculty of the Mechanical Engineering Department at Texas A&M, where he conducted research and taught courses in thermodynamics and heat transfer.

In 1990 he was named the Halliburton Professor of Mechanical Engineering and in 1991 was named the College of Engineering's Tenneco Professor. In 1993, Peterson was invited to serve as program director for the NSF's Thermal Transport and Thermal Processing Division, where he received the NSF Award for Outstanding Management.

From June 1993 through July 1996, he served as head of the Department

of Mechanical Engineering at Texas A&M University and in 1996 was appointed executive associate dean of the College of Engineering, where he also served as associate vice chancellor for Engineering for the Texas A&M University System. Previous leadership positions Peterson has held include provost at Rensselaer Polytechnic Institute in Troy, New York and chancellor of the University of Colorado at Boulder.

He also has served as a member of a number of congressional task forces, research councils, and advisory boards, including the Office of Naval Research, the National Aeronautics and Space Administration, the Department of Energy, the National Research Council, and the National Academy of Engineering.

Most recently, Peterson served as a member of the Board of Directors and vice president for Education for the American Institute of Aeronautics and Astronautics (AIAA). He is currently serving on a number of national accreditation agencies including the American Association of Colleges & Universities, the Middle States Commission on Higher Education, and the New England Association of Schools and Colleges, with a focus on improving and assessing outcomes for higher education.

A fellow of both the American Society of Mechanical Engineers (ASME) and the AIAA, Peterson is the author or co-author of 14 books or book chapters, 165 referred journal articles, and more than 140 conference publications. He also holds eight patents. Having served as editor or associate editor for eight different journals, he is currently serving on the editorial advisory board of two others. He is a member of Pi Tau Sigma, Tau Beta Pi, Sigma Xi, and Phi Kappa Phi.

Professional society awards include the Ralph James and the O. L. "Andy" Lewis awards from ASME, the Dow Outstanding Young Faculty Award from the American Society for Engineering Education (ASEE), the Pi Tau Sigma Gustus L. Larson Memorial Award from ASME, the AIAA Thermophysics Award, the ASME Memorial Award, the AIAA Sustained Service Award, and the Frank J. Malina Award from the International Astronautical Society.

Peterson was born September 1, 1952, in San Francisco, California, and raised in Prairie Village, a suburb of Kansas City, Kansas. He and his wife, Val, have four adult children.

STAFF



Val and Bud Peterson.



Peterson with coach Paul Johnson and athletic director Dan Radakovich.



Dan Radakovich

DIRECTOR OF ATHLETICS**4th YEAR AT GEORGIA TECH ■ INDIANA, PA. (1980)**

In his fourth year as Georgia Tech's Director of Athletics, Dan Radakovich has brought a new vision for excellence to the Yellow Jackets' storied athletics tradition. In a relatively short amount of time since arriving in Atlanta, Radakovich has put his mark on Georgia Tech's athletics program.

The 2008-09 academic year at Georgia Tech was one of unprecedented athletic success.

One year after hiring Paul Johnson as head football coach, Georgia Tech surprised the experts by winning nine games, tying for the ACC Coastal Division title and playing in a 12th consecutive bowl game. The Yellow Jackets, who beat 13th-ranked Georgia and two other ranked teams in November, played in the Chick-fil-A Bowl and were ranked 22nd in the final national polls.

The women's basketball team registered its third straight 20-win season and earned an NCAA Tournament bid for the third consecutive year. The baseball team finished ranked in the top 25 and hosted an NCAA Tournament Regional. The softball team swept the ACC regular season and tournament titles, won 46 games and hosted its first NCAA Super Regional.

The golf team captured the ACC championship, advanced to the NCAA Championships and finished ranked seventh nationally. The men's swimming and diving team enjoyed its best NCAA Championships finish ever (19th) and the women's team broke 10 school records. Women's tennis finished ranked 8th nationally and advanced in the NCAA Tournament round of 16. In men's track, Jerome Miller (high jump) and Steve Marcelle (shot put) turned in record-breaking performances en route to earning All-American honors.

Facilities received major upgrades in 2008-09. Shirley Clements Mewborn Field, the new home for Tech's softball program, was unveiled prior to the start of the 2009 season and was ultimately showcased on ESPN when the Yellow Jackets hosted an NCAA Super Regional. The Zelnak Center, a new practice facility for Georgia Tech basketball, will be in place prior to the start of the 2009-10 season. Bobby Dodd Stadium will receive several cosmetic upgrades, featuring a new video board that will be in place this fall.

Tech student-athletes are performing in the classroom as well. The Annual Progress Report (APR), released by the NCAA in April, showed that seven Yellow Jacket teams earned a perfect score of 1,000 for the 2007-08 year.

The 2007-08 academic year featured the hiring of Johnson as head football coach, women's basketball emerging as one of the top programs in the South, baseball advancing to the NCAA Regionals and women's tennis advancing to the Elite Eight of the NCAA Tournament. Individually, Amanda McDowell won the NCAA singles title in women's tennis.

The 2006-07 year was highlighted by Tech's women's tennis team capturing the Institute's first-ever NCAA championship and its third straight Atlantic Coast Conference title. The football team won the ACC Coastal Division and went to its 10th straight bowl game, the men's basketball team earned its third NCAA Tournament bid in four years, the women's basketball team posted its finest season with 21 wins and a berth in the NCAA Tournament, and the golf team won a share of the ACC title for the second straight year.

Outside the competition venues, Radakovich has directed an overhaul of the an-

nual giving and donation structure for Tech athletics, anchored by the TECH Fund, which establishes minimum giving levels tied to season tickets in various seating areas of Bobby Dodd Stadium and Alexander Memorial Coliseum. Several facility upgrades have been completed, including the transformation of Tech's former football locker room on the ground floor of the Edge Athletic Center into a new Technology Center, which benefits academic support services for all Yellow Jacket student-athletes.

Radakovich also initiated the Athletic Director's Initiative Fund, started in June, 2006, which has raised in cash and pledges more than \$12 million. A recent gift from the Henry F. McCamish, Jr., family for the renovation of Alexander Memorial Coliseum, could be worth up to \$15 million toward that project.

Named Georgia Tech's Director of Athletics on February 22, 2006, Radakovich possesses nearly two decades of experience in collegiate athletics management positions. He came to Georgia Tech after five years as senior associate athletics director at LSU (2001-06), and he previously served as the Athletics Director at American University in 2000-01. That followed stints as associate athletics director at South Carolina (1994-2000) and Long Beach State (1989-94) as well as two years as the athletics business manager at Miami (FL) (1983-85).

Just the seventh Director of Athletics in Tech history, Radakovich was named by then-Institute President Dr. Wayne Clough to succeed Dave Braine, who retired after nearly nine years in the post. Radakovich also follows in the footsteps of storied names such as John Heisman, Bobby Dodd and Homer Rice.

A graduate of Center High School near Aliquippa, Pa., and a member of its Alumni Hall of Fame, Radakovich, 51, became a football letterwinner and student coach at Indiana University of Pennsylvania, where he graduated in 1980 with a bachelor of science degree in finance. He was enshrined into the Beaver County Sports Hall of Fame last year and was recognized as a Distinguished Alumni from IUP in March, 2009.

Radakovich added a master's degree in business administration from Miami (FL) in 1982. He also completed the Sports Management Institute's executive education program in 1992.

He is married to the former Marcie McDonald, and the couple has two children, Christian (19) and Grant (15). Christian is a sophomore at Georgia Tech.

**The Radakovich family: Grant, Christian, Dan and Marcie.***Barry Williams photo***RADAKOVICH FACTS**

Wife	Marcie	Children	Christian, Grant
Birth Date	June 9, 1958	Education	Indiana (PA), '80

RADAKOVICH'S CAREER PATH

Years	School	Position
2006-present	Georgia Tech	Director of Athletics
2001-06	LSU	Senior Associate Athletic Director
2000-01	American University	Director of Athletics
1994-00	South Carolina	Associate Athletic Director
1989-94	Long Beach State	Associate Athletic Director
1983-85	Miami	Business Manager



FACULTY ATHLETIC REPRESENTATIVE
21st Year at Georgia Tech
M.I.T. (1981)
DR. SUE ANN BIDSTRUP ALLEN

Dr. Sue Ann Bidstrup Allen, a professor in the School of Chemical and Biomolecular Engineering at Georgia Tech, was appointed as the Yellow Jackets' Faculty Executive Assistant in July 2009.

Dr. Bidstrup Allen received her S.B. in Chemical Engineering from the Massachusetts Institute of Technology in 1981. She then attended the University of Minnesota and received her Ph.D. in the field of Chemical Engineering in 1986. After a post-doctoral appointment in the Electrical Engineering Department at MIT, Dr. Bidstrup Allen joined Georgia Tech as an assistant professor in the School of Chemical Engineering in 1988, was appointed to the position of associate professor in 1994 and to the position of professor in 2000. She served as the Associate Chair of the School of Chemical Engineering from 2004 to 2005. In 2005, she was named Faculty Executive Assistant to the President by Dr. G. Wayne Clough and continued to serve in this position under Interim President Gary B. Schuster and President G.P. "Bud" Peterson until August 2009.

Dr. Bidstrup Allen's main research focus is in the area of new materials and processes for microelectromechanical systems (MEMS) and for advanced interconnects for integrated circuits. She has advised nine postdoctoral fellows and has graduated 19 Ph.D. and 14 M.S. students. During her career, she has published approximately 100 refereed articles and has been issued eight patents.

Dr. Bidstrup Allen is a recipient of the National Science Foundation Presidential Young Investigator Award, the DuPont Young Faculty Award, the 2008 American Society for Engineering Education (ASEE) Sharon Keillor Award, and the 2008 Council of Chemical Research (CCR) Diversity Award. She also received the Faculty Leadership Award from Georgia Tech in 1995 and the Packaging Research Center Educator of the Year Award in 2000. She is a Fellow of the Society of Plastics Engineers and is a member of the American Institute of Chemical Engineers, the American Chemical Society, the Electrochemical Society and the American Society for Engineering Education.

Dr. Bidstrup Allen is married to Mark G. Allen, a professor in the School of Electrical and Computer Engineering at Georgia Tech. They have two children, David and Sarah.



SENIOR ASSOCIATE ATHLETIC DIRECTOR
8th Year at Georgia Tech
Maryland (1969)
PAUL GRIFFIN

Paul Griffin, formerly the Director of Athletics at Arkansas State University and the University of South Florida, begins his eighth year as Senior Associate Director of Athletics at Georgia Tech.

Griffin is responsible for the Athletic Association operational aspects of football and men's basketball. Other departments which report to Griffin includes sports medicine, player performance, facilities and game operations.

Previously a member of the Tech staff as Special Consultant to the Director of Athletics from July-December, 2001, Griffin assisted with Tech's efforts in hosting the 2002 and 2007 NCAA Men's Basketball Final Four.

Griffin, 62, spent 15 years as Director of Athletics at South Florida (1986-2001), where he was instrumental in the university's charter membership in Conference USA. He was also responsible for developing the plan which initiated South Florida's football program in NCAA Division I-AA and then readied the program for its move to Division I-A in 2001.

Honored as the 1999 Southeast Region Athletics Director of the Year for Division I-AA/I-AAA by the National Association of Collegiate Directors of Athletics, Griffin represented Conference USA on the NCAA Championships Cabinet. He was subsequently appointed to the subcommittee for football certification, which certifies bowl games and preseason events.

Prior to South Florida, Griffin served five years (1981-86) as Director of Athletics at Jacksonville (Fla.) University. He spent nine years (1972-81) at Roanoke (Va.) College, including the last four years (1977-81) as Director of Athletics. He also served

as the lacrosse coach throughout his nine-year tenure at Roanoke.

Griffin earned a bachelor's degree in education from the University of Maryland in 1969 and added a master's degree in education from Long Island University (C.W. Post Center) in 1973.

A native of Baldwin (N.Y.), Griffin and wife, Maureen, have one son, Michael.



**ASSOCIATE ATHLETIC DIRECTOR/
PUBLIC RELATIONS**
4th Year at Georgia Tech
Florida State (1979)
WAYNE HOGAN

With 33 years of experience in intercollegiate athletics, 10 as a Division I athletic director, Wayne Hogan has been Associate Athletic Director at Georgia Tech since August, 2006.

Hogan was hired by Georgia Tech Athletics Director Dan Radakovich to oversee the communications and public affairs component of Yellow Jacket Athletics, including oversight of media relations, marketing, sales, video services and television and radio. He also serves as the department's liaison with Georgia Tech Sports Properties, the department's multi-media rights-holder. Hogan serves as the athletic director's top advisor in all external matters at Georgia Tech. In addition, he has day-to-day oversight of the Institute's baseball program.

Hogan, 53, previously spent two years in the private sector, serving as Vice President for Collegiate Properties with Virtu Development Group, a national sports marketing firm with wide-ranging relationships in college and professional sports. During that time he was based in Tampa, Fla.

Hogan has had a stellar career as a collegiate administrator. He was athletic director at the University of Montana from 1995-2004. His accomplishments did not go unnoticed across America, as he was named Division 1-AA West Region AD of the Year by the National Association of Collegiate Directors of Athletics (NACDA) in 2003. He also served as President of the 1-AA Athletic Directors Association and Chair of the NCAA's prestigious 1-AA Football Committee in 2004.

Hogan's leadership style and his "sky's the limit" expectations have been gleaned from his 33-year association with successful college programs, coaches and administrators. In all that time, Hogan has known nothing but victories and championships. Hogan has had an uncanny run of working with successful football programs. At four different schools, Hogan has been a part of 359 Division I football games with a record of 273-81-5. He has been a part of three national championships, 17 bowl appearances and his teams have been in post-season play in 25 consecutive seasons.

His nine-year stint at Montana included two football National Championships and more than a dozen conference titles in both men's and women's sports.

Hogan cut his teeth on a 17-year association with Florida State University. He played an integral role in that program's rise to one of the nation's premier athletic programs. In true "rags-to-riches" form, Hogan's first job at FSU was that of an unpaid student intern in 1975. Twenty years later he became the school's interim athletics director, overseeing 15 sports and a \$28 million budget.

During most of his Florida State tenure, Hogan was responsible for all external affairs – sports information, marketing, promotions and broadcasting. He was charged with negotiating and maintaining the school's radio and television relationships.

Hogan received a Bachelor's Degree in Communication from Florida State in 1979 and worked briefly with two minor league baseball teams as a broadcaster and public relations specialist. He spent one year with the Houston Astros AAA farm club before moving to Albuquerque and a one-year stint with the Los Angeles Dodgers AAA affiliate. While in Albuquerque, Hogan was coaxed back into collegiate athletics, becoming assistant sports information and marketing director at the University of New Mexico. He returned to Florida State in 1982 as the school's sports information director.

Wayne is married to the former Dawn Dewberry of Treasure Island, Fla., and they have three children: Lindsay, 27, Kelly, 24 and J.P. 17.



Georgia Tech Athletic Association

STAFF DIRECTORY

Georgia Tech Athletic Association ■ 150 Bobby Dodd Way, N.W. ■ Atlanta, GA 30332-0455
Phone: 404-894-5400 ■ WWW. RAMBLINWRECK.COM

- ▷ All Phone Numbers Are 404 Area Code
▷ All E-Mail Addresses Are @athletics.gatech.edu

ADMINISTRATION		▷E-MAIL	▷PHONE
Dan Radakovich	Director of Athletics	spippin	894.5411
Paul Griffin	Senior Associate Director of Athletics	pggriffin	894.3780
Mollie Mayfield	Associate AD/Administrative Services	msmayfield	385.0956
Frank Hardyman	Associate AD/Chief Financial Officer	fhardyman	894.8129
Wayne Hogan	Associate AD/Public Relations	whogan	894.6265
Theresa Wenzel	Associate AD/SWA	twenzel	894.4462
Doug Allvine	Assistant AD/Special Projects	dallvine	894.9019
Stephanie Pippin	Administrative Coordinator	spippin	894.5411
Ethan Shapiro	Olympic Sports Director of Operations	eshapiro	894.5410
ALEXANDER-THARPE FUND		▷E-MAIL	▷PHONE
Bonnie Buchheit	Administrative Coordinator	bbuchheit	894.5427
Barb Dockweiler	Director of Special Events	bdockweiler	894.6124
Jim Hall	Associate AD/Development	jhall	894.8219
Mindy Hyde	Director of Major Gifts	mhyde	894.5435
Kevin Kitchens	Development Associate	kkitchens	894.5390
Gary Lanier	Associate Director of Development	glanier	894.6561
Anita Lee	Administrative Coordinator	alee	894.8457
Lucius Sanford	Executive Director of Letterwinner Association	lsanford	894.8865
Jack Thompson	Associate AD/Development	jthompson	894.5427
BASEBALL		▷E-MAIL	▷PHONE
Danny Hall	Head Coach	dhall	894.5471
Tom Kinkelaar	Assistant Coach	tkinkelaar	894.5081
Bryan Prince	Assistant Coach	bprince	894.5393
Nick Scherer	Director of Operations	nscherer	894.2261
BASKETBALL (MEN'S)		▷E-MAIL	▷PHONE
Paul Hewitt	Head Coach	phewitt	894.5425
Chris Jacobs	Assistant Director of Operations	cjacobs	894.5478
John O'Connor	Assistant Coach	jocconnor	894.9739
Willie Reese	Director of Operations	wreese	894.9740
Peter Zaharis	Assistant Coach	pzaharis	894.8318
BASKETBALL (WOMEN'S)		▷E-MAIL	▷PHONE
Jillian Blanchard	Director of Operations	jblanchard	894.4297
Gene Hill	Assistant Coach	ghill	894.6781
MaChelle Joseph	Head Coach	mjoseph	894.5406
Sybia Messer	Associate Head Coach	smesser	894.9735
Teri Moren	Assistant Coach	tmoren	894.4418
LaChina Robinson	Special Assistant to Head Coach	lrobinson	385.4118
Alex Stewart	Assistant Director Operations	astewart	
Karen Sugrue	Administrative Assistant	ksugrue	894.5406
BROADCASTING		▷E-MAIL	▷PHONE
Wes Durham	Director of Broadcasting	wdurham	385.0594
BUSINESS OFFICE		▷E-MAIL	▷PHONE
Selinda Biggers	Director of Accounting	sbiggers	894.9684
Jim Goad	Accounts Payable Coordinator	jgoad	894.5440
Cheryl Reid	Clerk	creid	894.5439
Lisa Truitt	Accountant	ltruitt	385.1132
COMPLIANCE		▷E-MAIL	▷PHONE
Katreshia Louis-Verrett	Assistant Director of Compliance	klouis	894.5055
Paul Parker	Assistant AD/Compliance	pparker	894.8792
COMPUTER OPERATIONS		▷E-MAIL	▷PHONE
Anthony Bridges	Director of Computer Operations	abridges	894.5475
EQUIPMENT		▷E-MAIL	▷PHONE
Tom Conner	Director of Equipment Operations	tconner	894.5462
Punt Windham	Assistant Manager	pwindham	894.5462
FACILITIES AND GROUNDS		▷E-MAIL	▷PHONE
Jon DeWitt	Turf Manager	jdewitt	894.0969
Doc Hill	Facility Manager, AMC	dhill	894.8490
Eric Reese	Stadium Manager	ereese	894.6563
John Taylor	Facilities Coordinator	jtaylor	894.5474
Shawn Teske	Facilities Director	steske	894.6668
FOOTBALL		▷E-MAIL	▷PHONE
Teri Anton	Administrative Coordinator	tanton	894.5436
Brian Bohannon	Assistant Coach	bbohannon	894.5469
Brett Gilliland	Graduate Assistant	bgilliland	894.0692
Brian Jean-Mary	Assistant Coach	bjeanmary	894.5472
Paul Johnson	Head Coach	ptanton	894.5420
Charles Kelly	Assistant Coach	ckelly	894.5464
Liam Klein	Director of Player Personnel	lklein	894.0693
Jeff Monken	Assistant Coach	jmonken	894.4351
Jennifer Pardue	Administrative Assistant	jpardue	894.4434
Al "Buzz" Preston	Assistant Coach	apreston	894.5465
Topher Roberts	Assistant Director of Operations	troberts	
Mike Sewak	Assistant Coach	msewak	894.4425
Giff Smith	Assistant Coach	gsmith	894.5476
Jason Snider	Director of Operations	jsnider	894.5436
Todd Spencer	Assistant Coach	tspencer	894.5430
Dave Wommack	Assistant Coach	dwommack	894.5470

GAME OPERATIONS		▷E-MAIL	▷PHONE
Jeff Gilbert	Director, Game Operations	jjgilbert	894.5431
GOLF		▷E-MAIL	▷PHONE
Bruce Heppler	Golf Head Coach	bheppler	894.0961
Christian Newton	Golf Assistant Coach	cnewton	894.4423
MARKETING AND PROMOTIONS		▷E-MAIL	▷PHONE
Robert Clatt	Graduate Assistant	mhyton	894.4400
Mindy Hylton	Director of Marketing, Promotions & Spirit	bsnodgrass	894.4400
Brent Snodgrass	Graduate Assistant		
PLAYER DEVELOPMENT		▷E-MAIL	▷PHONE
Tiffany Allen	Assistant	tallen	894.3961
Jason Benguche	Assistant	jbenguche	894.3961
Eric Ciano	Player Development Director	eciano	894.8648
Tim Caron	Assistant	tcaron	894.3961
Scott McDonald	Assistant	smcdonald	894.3961
Steve Tamborra	Assistant	amborra	894.3961
SOFTBALL		▷E-MAIL	▷PHONE
Todd Downes	Assistant Coach	tdownes	385.0206
Aileen Morales	Assistant Coach	amorales	385.2767
Sharon Perkins	Head Coach	sperkins	894.5415
SPORTS INFORMATION		▷E-MAIL	▷PHONE
Dean Buchan	Assistant AD/Media Relations	dbuchan	894.5445
Seth Gerard	Assistant Director	sgerard	894.5445
Dan Goldberger	Assistant Director	dgoldberger	894.5445
Mike Huff	Graduate Assistant	mhuff	894.5445
Mike Stamus	Associate Director	mstamus	894.5445
Cheryl Watts	Assistant Director	cwatts	894.5445
SPORTS MEDICINE		▷E-MAIL	▷PHONE
Christine Cundy	Administrative Assistant	ccundy	385.4115
Clay Farr	Athletic Trainer	cfarr	385.4059
Carla Gilson	Athletic Trainer	cgilson	894.1251
David Kloebs	Athletic Trainer	dkloebs	894.8122
Randy Rhino	Chiropractor	rrhino	385.0446
Jay Shoop	Director of Sports Medicine	jshoop	894.5461
Walter Smith	Athletic Trainer	wsmith	385.0979
Richard Stewart	Athletic Trainer	rstewart	894.2529
Paul Wolkoff	Athletic Trainer	pwolkoff	894.8122
STUDENT SERVICES		▷E-MAIL	▷PHONE
Jon Babul	Academic Advisor	jbabul	385.3631
Tim Brown	Academic Advisor	tbrown	385.0046
Mary Brunk	Assistant Director	mbrunk	385.3413
Cissy Erwin	Tutor Manager	cserwin	894.0697
Chryste Gaines	Academic Advisor	cgaines	894.0697
Phyllis LaBaw	Associate AD/Student Services	plabaw	894.4433
Daryl Lewis	Academic Advisor	dlewis	385.0045
Thomas Lozano	Tutorial Services	tlozano	894.7585
Troy Peace	Associate Director	tppeace	894.6464
Chau Pham	Tutor Coordinator	cpham	
Leah Thomas	Director Of Total Person Support Services	lthomas	385.5161
Trudy Wheeler	Academic Advisor	twheeler	385.0148
SWIMMING AND DIVING		▷E-MAIL	▷PHONE
John Ames	Diving Coach	james	385.1293
Chris DeSantis	Assistant Coach	cdesantis	385.3902
Martin Hamburger	Assistant Coach	mhamberger	894.1734
Courtney Hart	Swimming Head Coach	cshealyhart	894.9736
Mark Toburen	Assistant Coach	mtoburen	385.5021
TENNIS (MEN'S)		▷E-MAIL	▷PHONE
Aljosa Piric	Assistant Coach	apiric	894.8371
Kenny Thorne	Head Coach	kthorne	894.0459
TENNIS (WOMEN'S)		▷E-MAIL	▷PHONE
Bryan Shelton	Head Coach	bshelton	894.0458
Anca Dumitrescu	Assistant Coach	adumitrescu	894.2597
TICKETING AND SALES		▷E-MAIL	▷PHONE
Jansen Gregory	Assistant Director/Ticket Operations	jgregory	894.5447
Maja Hansen	Director of Ticket Operations	mhansen	894.5447
Graham Neff	Assistant Director/Accountant	gneff	894.5447
Julie Abraham Newton	Ticket Office Customer Service Representative	jabraham	894.5447
Kyle Shields	Premium Sales Associate	kshields	385.5093
TRACK AND FIELD		▷E-MAIL	▷PHONE
Allen Bradd	Assistant Coach	abradd	894.4422
Alan Drosky	Women's Head Coach/M&W Cross Country	adrosky	894.4420
Grover Hinsdale	Men's Head Coach	ghinsdale	894.5488
Adriane Lapsley	Assistant Coach	alapsley	894.4401
Becky Megesi	Assistant Coach	bmegesi	894.5448
Nat Page	Assistant Coach	npage	894.8220
VIDEO		▷E-MAIL	▷PHONE
Andy Blanton	Director of Video Production	ablanton	894.8312
Todd McCarthy	Director of Video Operations	tmccarthy	894.6782
Sam Purcell	Basketball Video Coordinator	spurcell	966.5203
VOLLEYBALL		▷E-MAIL	▷PHONE
Craig Bere	Assistant Coach	cbere	894.5450
Tonya Johnson	Head Coach	tjohnson	894.5453
Ed Tolentino	Assistant Coach	etolentino	894.5453
WEB SERVICES		▷E-MAIL	▷PHONE
Richard Musterer	Director of Web Services	rmusterer	894.0169



2008 REVIEW

INSIDE

2008 Season Review ...118	Participation129
Honors119	Games 1-3130
Statistics120	Games 4-5131
Defense/Starters122	Games 6-8132
Team Game-By-Game123	Games 9-11133
Individual Game-By-Game .124	Games 12-13134
Scoring Drives.....126	
Opponent Drives127	
Superlatives.....128	





2008: Young Jackets Stun The Experts

JOHNSON LEADS TECH TO 9-4 MARK, BOWL GAME, TOP 25 NATIONAL RANKING

Projected to struggle in Paul Johnson's first season at Georgia Tech, the youthful Yellow Jackets flourished in 2008, finishing 9-4 overall and 5-3 in the balanced ACC.

Johnson inherited a roster low in scholarship numbers – well below the NCAA maximum of 85 – and overloaded with freshmen and sophomores. There were 76 freshmen and sophomores on the roster and 16 of them were starting the last month of the season.

Johnson and his staff successfully installed new schemes. Equally important, the first-year Yellow Jacket head coach worked to change attitudes, create a team atmosphere and increase overall toughness.

The team bought in, but the "experts" weren't sold. Sports Illustrated projected Georgia Tech to finish 3-9 overall and 1-7 and in last place in the ACC. Even the ACC media predicted the Yellow Jackets to finish fourth in the ACC's Coastal Division. The pundits questioned if Johnson's option-based spread offense would work on the BCS level – even though Johnson's Navy teams led the nation in rushing three straight years against BCS competition.

It didn't take long for perceptions to change.

Georgia Tech, after a season-opening win over Jacksonville State, defeated Boston College, the defending ACC Atlantic Division champion, 19-16 on the road. After a heart-breaking three-point loss at Virginia Tech, the Yellow Jackets rolled past Mississippi State and Duke by a combined score of 65-7. Following a scare from Gardner-Webb, Tech won on the road at Clemson (21-17).

After a disappointing Homecoming loss to Virginia, Tech rebounded with a thrilling 31-28 win over 16th-ranked Florida State. A loss to North Carolina foiled the Jackets' chances of winning the Coastal Division outright, but Tech rebounded with a resounding 41-23 over No. 23 Miami. Nine days later, Tech overcame a 16-point (28-12) deficit to beat No. 13 Georgia, 45-42 in Athens, snapping a seven-year skid against the Bulldogs.

More highlights from 2008:

► Johnson was named the ACC Coach of the Year.
► Tech earned its 12th consecutive bowl bid, losing to LSU (38-3) in the Chick-fil-A Bowl.

► The Yellow Jackets finished 22nd in both the Associated Press and USA Today Coaches polls. The last time Tech was ranked in the final AP poll came in 2001. Georgia Tech finished 14th in the final BCS standings, which came out prior to the bowl season.

► Georgia Tech played four consecutive nationally-ranked opponents in November, compiling a 3-1 record (wins over #16 Florida State, #23 Miami and #13 Georgia and a loss at #19 North Carolina). It was the first time Tech defeated three nationally-ranked opponents in one season since 1998. Tech's win at Georgia was its first win on the road against a ranked team since Sept. 30, 2006.

► According to Sports Illustrated, Georgia Tech was one of college football's biggest surprise teams in 2008, winning six more games than what the publication predicted.

► Three Georgia Tech opponents were ranked in the final national polls – Georgia (13th), Virginia Tech (15th) and Florida State (21st). Seven of Georgia Tech's 10 FBS opponents played in bowl games.

► An NCAA record 10 Atlantic Coast Conference teams participated in postseason bowls.

► Georgia Tech led the ACC and ranked fourth nationally in rushing (273.2 ypg).

► The Jackets led the ACC in total offense (372.5 ypg) and produced more than 300 yards of total offense in a game nine times.

► Tech scored 40 or more points in a game three times, including twice against nationally-ranked opponents (Miami and Georgia).

► Tech's average of 273.2 rushing yards per game was the fourth-highest in school history and the highest since 1977. It was also the fifth-highest average in ACC history and the highest since Clemson averaged 277.6 yards in 1988.

► Georgia Tech produced 67 plays of 20 yards or more, including 10 plays that went for 50 yards or more. Twenty of the Jackets' 38 offensive touchdowns were scored on plays of 20 yards or more.

► Eight Tech TDs came on plays of 50 yards or more. Only one team in the FBS (Louisiana-Lafayette) had more touchdown plays of 50-plus yards.

► Tech had an 88-yard run (the longest rush in school history), an 88-yard pass play (the third-longest pass in Tech history), an 85-yard run (fourth-longest run in Tech history), a 79-yard pass (the 12th-longest pass in Tech history) and a 66-yard TD run.

► The Jackets had 23 touchdown drives of three minutes or less, 16 of two minutes or less and 21 of five plays or less.

► Tech finished '08 ranked in the top 30 nationally in eight different defensive statistical categories.

► Georgia Tech recorded 18 interceptions in 2008 to tie for 15th nationally. The previous season, in 2007, the Jackets had just five interceptions.

Tech In The National Polls

Associated Press

1. Florida
2. Utah
3. USC
4. Texas
5. Oklahoma
6. Alabama
7. TCU
8. Penn State
9. Ohio State
10. Oregon
11. Boise State
12. Texas Tech
13. **Georgia**
14. Mississippi
15. **Virginia Tech**
16. Oklahoma State
17. Cincinnati
18. Oregon State
19. Missouri
20. Iowa
21. **Florida State**
22. **► GEORGIA TECH**
23. West Virginia
24. Michigan State
25. BYU

USA Today

1. Florida
2. USC
3. Texas
4. Utah
5. Oklahoma
6. Alabama
7. TCU
8. Penn State
9. Oregon
10. **Georgia**
11. Ohio State
12. Texas Tech
13. Boise State
14. **Virginia Tech**
15. Mississippi
16. Missouri
17. Cincinnati
18. Oklahoma State
19. Oregon State
20. Iowa
21. BYU
22. **► GEORGIA TECH**
23. **Florida State**
24. Michigan State
25. California

(Receiving Votes)

California
Pittsburgh
LSU
Nebraska
Tulsa
Northwestern
Ball State
Boston College
Rutgers
Rice
Arizona
Kansas

(Receiving Votes)

West Virginia
Tulsa
LSU
Northwestern
Nebraska
Pittsburgh
Arizona
Ball State
Rice
Boston College
Rutgers
Kansas
Kentucky
Connecticut
Houston

Bold = 2008 opponent

Tech In Other Polls

College Football News	22nd
ESPN.com Power Rankings	23rd
ESPN Legends Poll	24th
CBS Sportsline	26th
The Sporting News	26th
Sagarin Ratings	36th

Week-By-Week In The Polls

	AP	USA	BCS
Preseason	—	rv	n
Aug. 31	—	rv	o
Sept. 7	rv	rv	
Sept. 14	—	rv	p
Sept. 21	rv	rv	o
Sept. 28	rv	rv	l
Oct. 5	rv	rv	l
Oct. 12	rv	rv	
Oct. 19	21	21	18
Oct. 26	rv	rv	—
Nov. 2	22	20	20
Nov. 9	rv	rv	—
Nov. 16	rv	rv	—
Nov. 23	18	23	22
Nov. 30	15	16	15
Dec. 7	14	15	14
Final	22	22	14





Tech In The ACC, NCAA Statistics

TEAM	Pct/#	ACC	NCAA
Rushing Offense	273.23	1st	4th
Passing Offense	99.20	12th	116th
Total Offense	372.46	1st	50th
Scoring Offense	24.38	6th	T-74th
Rushing Defense	120.30	3rd	24th
Pass Defense	193.23	8th	41st
Total Defense	313.54	6th	25th
Scoring Defense	20.30	6th	28th
Net Punting	33.15	11th	93rd
Punt Returns	6.74	9th	88th
Kickoff Returns	19.62	10th	95th
Turnover Margin	0.15	7th	T-49th
Fumbles Recovered	11	T-5th	T-38th
Passes Intercepted	18	T-5th	T-15th
Fumbles Lost	20	12th	118th
Passes Had Intercepted	7	T-1st	T-10th
Turnovers Gained	29	T-4th	T-20th
Turnovers Lost	27	9th	T-88th
Passing Efficiency	111.99	9th	92nd
Pass Efficiency Defense	117.37	7th	43rd
Fewest Penalties	4.85	8th	T-26th
Fewest Yards Penalized	43.85	8th	T-36th
Punt Return Yardage Def.	9.80	-	73rd
Kickoff Return Yardage Def.	19.89	3rd	40th
Sacks	2.62	T-3rd	T-18th
Tackles for Loss	7.31	-	13th
Sacks Allowed	1.46	2nd	T-30th
Tackles for Loss Allowed	5.62	-	T-53rd
3rd-Down Conversion Pct.	36.7	7th	84th
4th-Down Conversion Pct.	42.9	T-5th	T-74th
3rd-Down Defense	38.1	8th	T-57th
4th-Down Defense	40.0	5th	T-28th
Time of Possession	30:31	5th	48th
First Downs	16.46	9th	T-103rd
Opponent First Downs	17.23	9th	34th
Opponent Penalty Yards	36.00	12th	-
Field Goal Percentage	.500	T-11th	-
Red Zone Offense	.77	10th	T-82nd
Red Zone Defense	.79	4th	T-37th
PAT Kicking	.882	10th	-

INDIVIDUAL	Pct/#	ACC	NCAA
Jonathan Dwyer, So., BB			
Rushing	107.31	1st	21st
All-Purpose Runners	136.54	2nd	33rd
Scoring (TD's)	6.2	2nd	-
Scoring	6.2	8th	-
Josh Nesbitt, So., QB			
Rushing	63.00	8th	74th
Total Offense	136.50	10th	-
Scoring (TD's)	4.0	T-8th	-
Roddy Jones, Fr., AB			
All-Purpose Runners	96.30	10th	-
Demaryius Thomas, So., WR			
Receiving Yards Per Game	52.00	8th	-
Morgan Burnett, So., S			
Interceptions	0.54	T-1st	T-3rd
Passes Defended	1.15	3rd	T-18th
Dominique Reese, So., CB			
Interceptions	0.25	-	T-96th
Scott Blair, So., PK/P			
Field Goals	0.92	10th	T-64th
Scoring (Kick)	5.3	10th	-
FG Pct.	63.2	10th	-
PAT Kicking Pct.	94.3	10th	-
Tyler Melton, Fr., WR			
Punt Returns	5.73	5th	64th
Derrick Morgan, So., DE			
Sacks	0.54	8th	T-61st
Fumbles Recovered	0.31	T-1st	T-5th
Michael Johnson, Sr., DE			
Sacks	0.69	3rd	T-30th
Tackles For Loss	1.35	3rd	T-22nd
Fumbles Forced	0.23	T-6th	T-52nd

2008 Honors

Paul Johnson, Head Coach

- ACC Coach of the Year
- ACC Coach of the Year (Rivals)
- ACC Coach of the Year (Sporting News)
- ACC Coach of the Year (ACC Sports Journal)
- CBS Sportsline National Coach of the Year
- Freshmen All-America Team Head Coach (FWAA)
- George Munger Award semifinalist

Jake Blackwood, Jr., S

- ESPN The Magazine Academic All-District III

Morgan Burnett, So., S

- First Team All-America (Pro Football Weekly)
- Second Team All-America (Rivals)
- Second Team All-America (Sports Illustrated)
- Second Team All-America (Sporting News)
- Third Team All-America (Phil Steele)
- Honorable Mention All-America (Scout)
- First Team All-ACC (Rivals)
- First Team All-ACC (ACC Sports Journal)
- Second Team All-ACC
- First Team Sophomore All-America (CFN)

Jonathan Dwyer, So, RB

- ACC Player of the Year
- ACC Player of the Year (Rivals)
- ACC Player of the Year (ACC Sports Journal)
- ACC Offensive Player of the Year
- ACC Offensive Player of the Year (Sporting News)
- ACC Offensive Player of the Year (ACC Sports Journal)
- First Team All-ACC (unanimous selection)
- First Team All-ACC (Rivals)
- First Team All-ACC (ACC Sports Journal)
- First Team All-America (Pro Football Weekly)
- Honorable Mention All-America (Sports Illustrated)
- Honorable Mention Sophomore All-America (CFN)
- Honorable Mention All-America (Scout)
- ACC co-Offensive Back of the Week (Nov. 24)
- ACC Player of the Week (Rivals/Sept. 9)
- Doak Walker Award Watch List

Andrew Gardner, Sr., OT

- First Team All-ACC
- First Team All-ACC (Rivals)
- Second Team All-ACC (ACC Sports Journal)
- Honorable Mention All-America (Sports Illustrated)
- ACC Offensive Lineman of the Week (Sept. 1)
- ACC Offensive Lineman of the Week (Sept. 22)
- Outland Trophy Watch List
- Rotary Lombardi Award Watch List
- Lowe's Senior Class Award Candidate

Cord Howard, Jr., OG

- Second Team All-ACC

Kyle Jackson, r-Fr., LB

- ACC Defensive Rookie of the Year (ACC Sports Journal)
- Honorable Mention Freshmen All-America (CFN)

Michael Johnson, Sr., DE

- First Team All-America (AFCA)
- Third Team All-America (Phil Steele)
- Honorable Mention All-America (Sports Illustrated)
- First Team All-ACC
- First Team All-ACC (ACC Sports Journal)
- Second Team All-ACC (Rivals)
- ACC co-Defensive Lineman of the Week (Nov. 3)
- 2009 Senior Bowl Invitee
- Chuck Bednarik Award Watch List
- Ted Hendricks Award Watch List

Roddy Jones, r-Fr., A-Back

- AT&T All-America Player of the Week (Dec. 4)
- ESPN Helmet Sticker (Nov. 29)
- ACC Offensive Back of the Week (Dec. 1)

Derrick Morgan, So., DE

- Honorable Mention All-ACC
- Honorable Mention Sophomore All-America (CFN)
- ACC Defensive Lineman of the Week (Oct. 13)

Rashaad Reid, Fr., Cornerback

- Second Team Freshman All-America (Sporting News)
- Second Team Freshman All-America (Rivals)
- Second Team Freshman All-America (Phil Steele)

Darryl Richard, Sr., DT

- Tatum Award
- First Team All-ACC (Rivals)
- Second Team All-ACC
- Second Team All-ACC (ACC Sports Journal)
- 2009 East-West Shrine Game Invitee
- ACC Defensive Lineman of the Week (Sept. 8)
- Lowe's Senior Class Award Finalist
- Draddy Trophy Finalist

Jaybo Shaw, Fr., QB

- ACC Rookie of the Week (Oct. 6)

Giff Smith, Assistant Coach

- Finalist for National Defensive Line Coach of the Year (Football Scoop)

Cooper Taylor, Fr., S

- Second Team All-ACC (Rivals)
- Honorable Mention Freshmen All-America (CFN)
- National Freshman of the Week (Nov. 4)

Vance Walker, Sr., DT

- First Team All-ACC
- First Team All-ACC (ACC Sports Journal)
- Second Team All-ACC (Rivals)
- 2009 Senior Bowl Invitee
- Chuck Bednarik Award Semifinalist (Nov. 4)
- Rotary Lombardi Award Watch List
- Outland Trophy Watch List

Jahi Word-Daniels

- 2009 East-West Shrine Game Invitee





2008 Final Statistics

OVERALL: 9-4 ► ACC: 5-3 ► HOME: 6-1 ► ROAD: 3-2 ► NEUTRAL: 0-1 ► VS. TOP 25: 3-1

TEAM STATISTICS	GT	OPP
SCORING	.317	.264
Points Per Game	24.4	20.3
FIRST DOWNS	.214	.224
Rushing	.151	.89
Passing	.54	.122
Penalty	.9	.13
RUSHING YARDAGE	.3552	.1564
Yards gained rushing	.3847	.1951
Yards lost rushing	.295	.387
Rushing Attempts	.640	.432
Average Per Rush	.56	.36
Average Per Game	273.2	120.3
TDs Rushing	.32	.13
PASSING YARDAGE	.1290	.2512
Att-Comp-Int	.165-74-7	.415-246-18
Average Per Pass	.78	.61
Average Per Catch	.174	.102
Average Per Game	.99.2	.193.2
TDs Passing	.5	.20
TOTAL OFFENSE	.4842	.4076
Total Plays	.805	.847
Average Per Play	.60	.48
Average Per Game	.372.5	.313.5
KICK RETURNS: #Yards	.45-883	.55-1094
PUNT RETURNS: #Yards	.27-182	.15-147
INT RETURNS: #Yards	.18-245	.7-28
KICK RETURN AVERAGE	.19.6	.19.9
PUNT RETURN AVERAGE	.6.7	.9.8
INT RETURN AVERAGE	.13.6	.4.0
FUMBLES-LOST	.36-20	.23-11
PENALTIES-Yards	.63-570	.58-487
Average Per Game	.43.8	.37.5
PUNTS-Yards	.47-1845	.65-2588
Average Per Punt	.39.3	.39.8
Net punt average	.33.1	.35.5
TIME OF POSSESSION/Game	.30:31	.29:29
3RD-DOWN Conversions	.59/161	.72/189
3rd-Down Pct	.37%	.38%
4TH-DOWN Conversions	.12/28	.10/25
4th-Down Pct	.43%	.40%
SACKS BY-Yards	.34-252	.19-106
MISC YARDS	.0	.0
TOUCHDOWNS SCORED	.40	.33
FIELD GOALS-ATTEMPTS	.12-20	.11-14
ON-SIDE KICKS	.0-2	.1-2
RED-ZONE SCORES	.30-39 77%	.34-43 79%
RED-ZONE TOUCHDOWNS	.18-39 46%	.25-43 58%
PAT-ATTEMPTS	.33-35 94%	.31-31 100%
ATTENDANCE	.332420	.339585
Games/Avg Per Game	.7/47489	.5/67917
Neutral Site Games	.1/71423	

SCORE BY QUARTER	1st	2nd	3rd	4th	Total
Georgia Tech	.74	94	77	72	317
Opponents	.37	92	52	83	264

RECORD	Overall	Home	Away	Neutral
All Games	9-4	6-1	3-2	0-1
ACC Games	5-3	3-1	2-2	0-0
vs. Coastal Division	2-3	2-1	0-2	0-0
vs. Atlantic Division	3-0	1-0	2-0	0-0
Non-Conference	4-1	3-0	1-0	0-1
ATTENDANCE	Overall	Home	Away	Neutral
Total	743,428	332,420	339,585	71,423
Average	57,187	47,489	67,917	71,423
ACC Games Total	443,222	196,383	246,839	-
ACC Games Average	55,403	49,096	61,709	-

2008 SCHEDULE/RESULTS

Date	Opponent	Site	TV	Time/W-L
Aug. 28 (Th.)	JACKSONVILLE STATE	ATLANTA	ESPN360	.W, 41-14
Sept. 6	at Boston College	Chestnut Hill, Mass.	Raycom	.W, 19-16
Sept. 13	at Virginia Tech	Blacksburg, Va.	ABC	.L, 17-20
Sept. 20	MISSISSIPPI STATE	ATLANTA	Raycom	.W, 38-7
Oct. 4	DUKE	ATLANTA	ESPNU	.W, 27-0
Oct. 11	GARDNER-WEBB	ATLANTA		.W, 10-7
Oct. 18	at Clemson	Clemson, S.C.	ESPN	.W, 21-17
Oct. 25	VIRGINIA (HC)	ATLANTA	ESPNU	.L, 17-24
Nov. 1	#16/16 FLORIDA STATE	ATLANTA	ABC	.W, 31-28
Nov. 8	#19/19 at North Carolina	Chapel Hill, N.C.	Raycom	.L, 7-28
Nov. 20 (Th.)	#23/rv MIAMI	ATLANTA	ESPN	.W, 41-23
Nov. 29	#13/13 at Georgia	Athens, Ga.	CBS	.W, 45-42
Dec. 31	vs. LSU (Chick-fil-A Bowl)	Atlanta, Ga.	ESPN	.L, 3-38

RUSHING	GP	Att	Gain	Loss	NET	AVG	TD	Long	Avg/G
Jonathan Dwyer	.13	200	1419	24	1395	7.0	12	88	107.3
Josh Nesbitt	.11	172	832	139	693	4.0	7	54	63.0
Roddy Jones	.13	81	723	33	690	8.5	4	62	53.1
Jaybo Shaw	.7	63	243	43	200	3.2	3	43	28.6
Lucas Cox	.13	26	205	5	200	7.7	3	36	15.4
Greg Smith	.10	13	98	0	98	7.5	2	45	9.8
Embry Peoples	.8	14	97	0	97	6.9	1	15	12.1
Calvin Booker	.8	25	77	26	51	2.0	0	12	6.4
Quincy Kelly	.6	14	42	0	42	3.0	0	7	7.0
Marcus Wright	.7	4	37	0	37	9.2	0	29	5.3
Demaryius Thomas	.12	2	29	0	29	14.5	0	15	2.4
Austin Barrick	.13	1	11	0	11	11.0	0	11	0.8
Lance Walls	.4	3	9	0	9	3.0	0	5	2.2
Bryce Dykes	.2	11	20	12	8	0.7	0	7	4.0
Derrick Morgan	.13	1	2	0	2	2.0	0	2	0.2
James Lipfert	.13	1	2	0	2	2.0	0	2	0.2
Morgan Burnett	.13	1	1	0	1	1.0	0	1	0.1
TEAM	.8	8	0	13	-13	-1.6	0	0	-1.6
Total	.13	640	3847	295	3552	5.6	32	88	273.2
Opponents	.13	432	1951	387	1564	3.6	13	71	120.3

PASSING	GP	Effic	C-A-I	Pct	Yds	TD	Long	Avg/G
Josh Nesbitt	.11	96.32	54-123-5	43.9	808	2	47	73.5
Jaybo Shaw	.7	194.02	15-24-1	62.5	321	2	88	45.9
Calvin Booker	.8	121.26	4-14-1	28.6	139	1	79	17.4
TEAM	.8	0.00	0-3-0	0.0	0	0	0	0.0
Demaryius Thomas	.12	284.80	1-1-0	100.0	22	0	22	1.8
Total	.13	112.04	74-165-7	44.8	1290	5	88	99.2
Opponents	.13	117.35	246-415-18	59.3	2512	20	49	193.2

RECEIVING	GP	No.	Yds	Avg	TD	Long	Avg/G
Demaryius Thomas	.12	39	627	16.1	3	88	52.2
Jonathan Dwyer	.13	8	209	26.1	1	79	16.1
Roddy Jones	.13	8	155	19.4	1	41	11.9
Tyler Melton	.10	5	53	10.6	0	25	5.3
Correy Earls	.9	4	41	10.2	0	16	4.6
Lucas Cox	.13	3	57	19.0	0	29	4.4
Zach Fisher	.13	3	45	15.0	0	21	3.5
Greg Smith	.10	2	37	18.5	0	30	3.7
Marcus Wright	.7	1	47	47.0	0	47	6.7
R.B. Clyburn	.10	1	19	19.0	0	19	1.9
Total	.13	74	1290	17.4	5	88	99.2
Opponents	.13	246	2512	10.2	20	49	193.2

PUNTING	No.	Yds	Avg	Long	TB	FC	I20	Blkd
Scott Blair	.41	1595	38.9	58	6	8	11	0
Chandler Anderson	.6	250	41.7	56	1	0	1	0
Total	.47	1845	39.3	58	7	8	12	0
Opponents	.65	2588	39.8	61	5	15	15	1





FULL STEAM AHEAD



SCORING	TD	FGs	PATs					DXP	Saf	Points
			Kick	Rush	Rcv	Pass				
Jonathan Dwyer	13	0-0	0-0	1-1	0	0-0	0	0	80	
Scott Blair	0	12-19	33-35	0-0	0	0-0	0	0	69	
Josh Nesbitt	7	0-0	0-0	1-1	0	1-2	0	0	44	
Roddy Jones	5	0-0	0-0	0-0	0	0-0	0	0	30	
Lucas Cox	3	0-0	0-0	0-0	1	0-0	0	0	20	
Demaryius Thomas	3	0-0	0-0	0-0	0	0-0	0	0	18	
Jaybo Shaw	3	0-0	0-0	0-0	0	0-0	0	0	18	
Greg Smith	2	0-0	0-0	0-0	0	0-0	0	0	12	
Dominique Reese	1	0-0	0-0	0-0	0	0-0	0	0	6	
Michael Johnson	1	0-0	0-0	0-0	0	0-0	0	0	6	
Morgan Burnett	1	0-0	0-0	0-0	0	0-0	0	0	6	
Embry Peeples	1	0-0	0-0	0-0	0	0-0	0	0	6	
Vance Walker	0	0-0	0-0	0-0	0	0-0	0	1	2	
Mohamed Yahiaoui	0	0-1	0-0	0-0	0	0-0	0	0	0	
TEAM	0	0-0	0-0	0-1	0	0-0	0	0	0	
Total	40	12-20	33-35	2-3	1	1-2	0	1	317	
Opponents	33	11-14	31-31	0-0	1	1-2	0	0	264	

TOTAL OFFENSE	G	Plays	Rush	Pass	Total	Avg/G
Josh Nesbitt	.11	295	693	808	1501	136.5
Jonathan Dwyer	.13	200	1395	0	1395	107.3
Roddy Jones	.13	81	690	0	690	53.1
Jaybo Shaw	.7	87	200	321	521	74.4
Lucas Cox	.13	26	200	0	200	15.4
Calvin Booker	.8	39	51	139	190	23.8
Greg Smith	.10	13	98	0	98	9.8
Embry Peeples	.8	14	97	0	97	12.1
Demaryius Thomas	.12	3	29	22	51	4.2
Quincy Kelly	.6	14	42	0	42	7.0
Marcus Wright	.7	4	37	0	37	5.3
Austin Barrick	.13	1	11	0	11	0.8
Lance Walls	.4	3	9	0	9	2.2
Bryce Dykes	.2	11	8	0	8	4.0
James Lipfert	.13	1	2	0	2	0.2
Derrick Morgan	.13	1	2	0	2	0.2
Morgan Burnett	.13	1	1	0	1	0.1
TEAM	.8	11	-13	0	-13	-1.6
Total	.13	805	3552	1290	4842	372.5
Opponents	.13	847	1564	2512	4076	313.5

ALL PURPOSE	G	Rush	Rec	PR	KOR	IR	Total	Avg/G
Jonathan Dwyer	.13	1395	209	0	171	0	1775	136.5
Roddy Jones	.13	690	155	53	354	0	1252	96.3
Josh Nesbitt	.11	693	0	0	0	0	693	63.0
Demaryius Thomas	.12	29	627	0	0	0	656	54.7
Marcus Wright	.7	37	47	0	200	0	284	40.6
Lucas Cox	.13	200	57	0	0	0	257	19.8
Tyler Melton	.10	0	53	86	72	0	211	21.1
Jaybo Shaw	.7	200	0	0	0	0	200	28.6
Greg Smith	.10	98	37	0	0	0	135	13.5
Embry Peeples	.8	97	0	0	0	0	97	12.1
Morgan Burnett	.13	1	0	0	0	95	96	7.4
Calvin Booker	.8	51	0	0	0	0	51	6.4
Tony Clark	.13	0	0	0	47	0	47	3.6
Correy Earls	.9	0	41	0	5	0	46	5.1
Zach Fisher	.13	0	45	0	0	0	45	3.5
Andrew Smith	.6	0	0	43	0	0	43	7.2
Quincy Kelly	.6	42	0	0	0	0	42	7.0
Dominique Reese	.12	0	0	0	0	34	34	2.8
Alex Walker	.4	0	0	0	0	30	30	7.5
Cooper Taylor	.13	0	0	0	0	28	28	2.2
Michael Johnson	.13	0	0	0	0	26	26	2.0
Rashaad Reid	.13	0	0	0	0	23	23	1.8
Austin Barrick	.13	11	0	0	8	0	19	1.5
R.B. Clyburn	.10	0	19	0	0	0	19	1.9
Brad Jefferson	.9	0	0	0	12	0	12	1.3
Jahi Word-Daniels	.7	0	0	0	0	9	9	1.3
Lance Walls	.4	9	0	0	0	0	9	2.2
James Lipfert	.13	2	0	0	7	0	9	0.7
Bryce Dykes	.2	8	0	0	0	0	8	4.0
Robert Hall	.13	0	0	0	7	0	7	0.5
Derrick Morgan	.13	2	0	0	0	0	2	0.2
TEAM	.8	-13	0	0	0	0	-13	-1.6
Total	.13	3552	1290	182	883	245	6152	473.2
Opponents	.13	1564	2512	147	1094	28	5345	411.2

FIELD GOALS	FG-A	Pct	1-19	20-29	30-39	40-49	50+	Long	Blk
Scott Blair	.12-19	62.2	0-0	8-8	4-5	0-3	0-3	39	0
Mohamed Yahiaoui	.0-1	0.0	0-0	0-0	0-1	0-0	0-0	0	0
Totals	.12-20	60.0	0-0	8-8	4-6	0-3	0-3	39	0
Opponents	.11-14	78.6	0-1	4-4	4-5	1-2	2-2	45	0

KICKOFFS	No.	Yds	Avg	TB	OB	Retn	NetYd	Long
Scott Blair	.60	3799	63.3	5	3			
Mohamed Yahiaoui	.1	62	62.0	0	0			
Total	.61	3861	63.3	5	3	1071	44.1	25
Opponents	.50	3036	60.7	4	4	796	43.2	26

PUNT RETURNS	No.	Yds	Avg	TD	Long
Tyler Melton	.15	86	5.7	0	16
Roddy Jones	.6	53	8.8	0	29
Andrew Smith	.6	43	7.2	0	10
Total	.27	182	6.7	0	29
Opponents	.15	147	9.8	0	18

INTERCEPTIONS	No.	Yds	Avg	TD	Long
Morgan Burnett	.7	95	13.6	1	47
Rashaad Reid	.3	23	7.7	0	14
Dominique Reese	.3	34	11.3	1	34
Jahi Word-Daniels	.1	9	9.0	0	9
Michael Johnson	.1	26	26.0	1	26
Cooper Taylor	.1	28	28.0	0	28
Alex Walker	.1	30	30.0	0	30
Mario Butler	.1	0	0.0	0	0
Total	.18	245	13.6	3	47
Opponents	.7	28	4.0	0	19

KICK RETURNS	No.	Yds	Avg	TD	Long
Roddy Jones	.15	354	23.6	0	46
Marcus Wright	.9	200	22.2	0	37
Jonathan Dwyer	.8	171	21.4	0	52
Tyler Melton	.4	72	18.0	0	19
Tony Clark	.3	47	15.7	0	18
James Lipfert	.2	7	3.5	0	0
Brad Jefferson	.1	12	12.0	0	12
Robert Hall	.1	7	7.0	0	7
Austin Barrick	.1	8	8.0	0	8
Correy Earls	.1	5	5.0	0	5
Total	.45	883	19.6	0	52
Opponents	.55	1094	19.9	0	64

FUMBLE RETURNS	No.	Yds	Avg	TD	Long
Derrick Morgan	.1	3	3.0	0	3
Total	.1	3	3.0	0	3
Opponents	.0	0	0.0	0	0

FIELD GOAL SEQUENCE	Georgia Tech	Opponents
Jacksonville State	.38, 52	
Boston College	.(27), 48, 47	.(36), (34), (26), 30
Virginia Tech	.(32)	.(25), (21)
Mississippi State	.(29), 37	..18
Duke	.(20), (26)	
Gardner-Webb	.(29)	..43
Clemson	.50	.(40)
Virginia	.(39)	.(25)
Florida State	.(31)	.(29), (45)
North Carolina	.40, 52	
Miami	.(21), (30)	..(24)
Georgia	.(28)	
LSU	.(24)	..(53)

Numbers in parentheses indicate field goal was made.





DEFENSE	G	Solo	Assist	Total	TFL-Yds	Sacks-Yds	Int-Yds	BrUp	QBH	FR-Yds	FF	BK	Saf
1 Morgan Burnett	.13	.62	.31	.93	.7-0-18		.7-95	.8			.1		
22 Cooper Taylor	.13	.45	.24	.69			.1-28	.2	.1		.2		
59 Kyle Jackson	.12	.35	.26	.61	.1-5-5								
54 Sedric Griffin	.12	.31	.22	.53	.8-0-33	.3-0-22		.1					
91 Derrick Morgan	.13	.31	.20	.51	.9-5-56	.7-0-50		.3	.1	.4-3		.1	
93 Michael Johnson	.13	.28	.18	.46	.17-5-99	.9-0-85	.1-26	.7		.1-0	.3	.1	
28 Rashaad Reid	.13	.29	.16	.45	.3-0-7		.3-23	.2		.1-0			
26 Dominique Reese	.12	.30	.14	.44	.3-5-7		.3-34	.2			.1		
2 Mario Butler	.13	.33	.8	.41	.3-5-10		.1-0	.4					
95 Darryl Richard	.13	.22	.12	.34	.10-0-37	.4-0-20		.1		.1-0			
99 Vance Walker	.12	.18	.15	.33	.8-5-25	.3-0-7		.1	.1		.1		.1
51 Brad Jefferson	.9	.16	.8	.24	.1-0-1			.1					
32 Jahi Word-Daniels	.7	.18	.6	.24	.3-5-13		.1-9	.2					
7 Tony Clark	.13	.15	.6	.21	.2-5-12	.1-0-10		.2			.1	.1	
94 Elris Anyaibe	.13	.9	.8	.17	.2-5-15	.1-5-14							
12 Anthony Barnes	.10	.10	.6	.16									
35 Michael Peterson	.12	.12	.4	.16	.1-0-3			.1					
47 Jake Blackwood	.13	.9	.4	.13	.0-5-4	.0-5-4							
97 Robert Hall	.13	.7	.6	.13	.1-5-5					.1-0	.1		
57 Shane Bowen	.11	.10	.3	.13	.2-0-2	.1-0-1							
30 James Lipfert	.13	.9	.2	.11									
34 Steven Sylvester	.12	.8	.3	.11									
52 Travis Chambers	.8	.5	.6	.11	.1-5-6								
14 Scott Blair	.13	.8	.2	.10									
25 DeRon Jasper	.13	.6	.2	.8				.1					
33 Troy Garside	.13	.6	.2	.8							.1		
46 Mario Edwards	.12	.5	.2	.7						.1-0	.1		
10 Martin Frierson	.6	.5	.2	.7									
92 Jason Peters	.9	.4	.1	.5	.3-0-18	.2-0-17					.1		
44 Albert Rocker	.11	.3		.3	.1-0-1								
56 Osahon Tongo	.4	.2	.1	.3	.1-0-11	.1-0-11							
43 Alex Walker	.4	.1	.1	.2			.1-30						
50 Bret White	.13	.2		.2									
41 Anthony Egbuniwe	.11	.1	.1	.2									
98 Ben Anderson	.12	.2		.2	.2-0-12	.1-0-11							
15 Correy Earls	.9	.1		.1									
20 Roddy Jones	.13		.1	.1									
96 Logan Walls	.3		.1	.1									
72 Jason Hill	.11	.1		.1									
17 Matt Braman	.11									.1-0			
3 Marcus Wright	.7									.1-0			
Total	.13	.539	.284	.823	.95-400	.34-252	.18-245	.38	.3	.11-3	.13	.3	.1
Opponents	.13	.560	.314	.874	.73-0-253	.19-106	.7-28	.11	.13	.20-0	.14	.1	

STARTERS	JSU	BC	VT	MSU	DU	G-W	CLEM	UVA	FSU	UNC	MIAMI	UGA	LSU
Offense													
Quarterback	Nesbitt	Nesbitt	Nesbitt	Nesbitt	Shaw	Booker	Nesbitt	Nesbitt	Nesbitt	Nesbitt	Nesbitt	Nesbitt	Nesbitt
B-Back	Dwyer	Dwyer	Dwyer	Dwyer	Dwyer	Dwyer	Dwyer	Dwyer	Dwyer	Dwyer	Dwyer	Dwyer	Dwyer
A-Back	Cox	Cox	Cox	Cox	Cox	Cox	Cox	Cox	Cox	Cox	Cox	Cox	Cox
A-Back	Jones	Jones	Jones	Jones	Jones	Jones	Jones	Jones	Jones	Jones	Jones	Jones	Jones
Wide Receiver	Thomas	Thomas	Clyburn	Thomas	Thomas	Thomas	Thomas	Thomas	Thomas	Thomas	Thomas	Thomas	Thomas
Wide Receiver	Melton	Melton	Melton	Melton	Melton	Melton	Melton	Earls	Earls	Earls	Smith	Earls	Earls
Left Tackle	Gardner	Gardner	Gardner	Gardner	Gardner	Gardner	Gardner	Gardner	Gardner	Claytor	Claytor	Claytor	Claytor
Left Guard	Howard	Howard	Howard	Howard	Howard	Howard	Smith	Howard	Howard	Howard	Howard	Howard	Howard
Center	Voss	Voss	Voss	Voss	Voss	Voss	Voss	Voss	Voss	Voss	Voss	Voss	Voss
Right Guard	Gilbert	Gilbert	Gilbert	Gilbert	Gilbert	Gilbert	Howard	Gilbert	Gilbert	Gilbert	Gilbert	Gilbert	Gilbert
Right Tackle	Brown	Brown	Brown	Brown	Brown	Brown	Brown	Brown	Claytor	Barrick	Barrick	Barrick	Barrick
Defense													
End	Morgan	Morgan	Morgan	Morgan	Morgan	Morgan	Morgan	Morgan	Morgan	Morgan	Morgan	Morgan	Morgan
Tackle	Walker	Walker	Walker	Walker	Walker	Walker	Walker	Walker	Walker	Walker	Anyai	Walker	Walker
Tackle	Richard	Richard	Richard	Richard	Richard	Richard	Richard	Richard	Richard	Richard	Richard	Richard	Richard
End	Johnson	Johnson	Johnson	Johnson	Johnson	Johnson	Johnson	Johnson	Johnson	Johnson	Johnson	Johnson	Johnson
Outside LB	Barnes	Clark	Clark	Clark	Clark	—	—	Barnes	—	Barnes	—	Barnes	Clark
Inside LB	Jefferson	Jackson	Jackson	Chambers	Jackson	Jackson	Jackson	Jackson	Jackson	Jefferson	Jackson	Jackson	Jefferson
Outside LB	Jackson	Griffin	Griffin	Griffin	Griffin	Griffin	Griffin	Griffin	Griffin	Griffin	Griffin	Clark	Griffin
Corner	Butler	Butler	Butler	Butler	Butler	Butler	Butler	Butler	Butler	Butler	Butler	Butler	Butler
Corner	Word-Daniels	Word-Daniels	Word-Daniels	Word-Daniels	Word-Daniels	Word-Daniels	Word-Daniels	Reid	Reid	Reid	Reid	Reid	Reid
Rover	Burnett	Burnett	Burnett	Burnett	Burnett	Burnett	Burnett	Burnett	Burnett	Burnett	Burnett	Burnett	Burnett
Free Safety	Reese	Reese	Reese	Reese	Reese	Reese	Reese	Reese	Reese	Reese	Reese	Taylor	Reese
Nickel	—	—	—	—	—	Reid	Reid	—	Jasper	—	Taylor	—	—



GAME-BY-GAME STATISTICS



FULL STEAM AHEAD



Game-By-Game Team Statistics

	GEORGIA TECH													OPPONENTS												
CATEGORY	JS	BC	VT	MS	DU	GW	CU	VA	FS	NC	UM	GA	LSU	JS	BC	VT	MS	DU	GW	CU	VA	FS	NC	UM	GA	LSU
POINTS	41	19	17	38	27	10	21	17	31	7	41	45	3	14	16	20	7	0	7	17	24	28	28	23	42	38
FIRST DOWNS	19	12	19	23	21	9	12	17	14	20	18	15	15	15	18	17	24	9	14	12	23	18	13	20	22	19
Rushing	13	8	15	19	10	5	8	13	11	13	16	13	7	8	9	13	7	3	1	2	8	9	10	6	3	10
Passing	6	4	4	2	8	3	3	4	3	7	2	1	7	6	7	2	16	6	11	9	15	8	3	13	19	7
Penalty	0	0	0	2	3	1	1	0	0	0	0	1	1	1	2	2	1	0	2	1	0	1	0	1	0	2
RUSHING YARDS	349	162	278	438	224	79	207	156	288	326	472	409	164	122	120	199	108	35	74	51	126	196	186	105	81	161
Rushing Attempts	46	40	50	54	59	47	52	41	45	54	56	56	40	31	41	46	30	20	44	24	36	36	42	25	22	35
Average Per Rush	7.6	4.1	5.6	8.1	3.8	1.7	4	3.8	6.4	6	8.4	7.3	4.1	3.9	2.9	4.3	3.6	1.8	1.7	2.1	3.5	5.4	4.4	4.2	3.7	4.6
Rushing Touchdowns	6	2	1	4	2	0	1	2	4	1	4	5	0	0	0	2	1	0	1	0	1	2	0	1	4	4
Longest Rush	49	43	36	88	36	12	31	17	66	85	58	62	39	15	14	24	71	13	12	8	31	62	36	21	32	18
PASSING YARDS	135	73	109	62	230	120	91	103	55	97	46	19	150	136	142	48	299	97	153	198	270	188	128	283	407	163
Pass Completions	8	6	5	4	9	3	5	7	4	10	4	1	8	22	18	9	31	15	14	19	29	17	8	23	24	17
Pass Attempts	15	13	9	9	14	11	12	15	6	23	7	6	25	37	36	15	50	29	24	32	39	29	19	38	40	27
Passes Intercepted	0	0	1	0	0	1	0	1	1	1	0	1	1	2	2	0	2	1	1	4	2	1	0	2	1	0
Pass Percentage	53	46	56	44	64	27	42	47	67	44	57	17	32	59	50	60	62	52	58	59	74	59	42	61	60	63
Average Per Attempt	9.0	5.6	12.1	6.9	16.4	10.9	7.6	6.9	9.2	4.2	6.6	3.2	6	3.7	3.9	3.2	6	3.3	6.4	6.2	6.9	6.5	6.7	7.4	10.2	6
Average Per Completion	16.9	12.2	21.8	15.5	25.6	40	18.2	14.7	13.8	9.7	11.5	19	18.8	6.2	7.9	5.3	9.6	6.5	10.9	10.4	9.3	11.1	16	12.3	17	9.6
Passing Touchdowns	0	0	1	1	1	1	1	0	0	0	0	0	0	2	1	0	0	0	2	2	2	2	3	5	1	2
Longest Pass	39	19	41	20	88	79	35	42	30	16	12	19	47	19	21	10	24	20	26	32	34	39	31	30	49	25
TOTAL OFFENSE	484	235	387	500	454	199	298	259	343	423	518	428	314	258	262	247	407	132	227	249	396	384	314	388	488	324
Total Offensive Plays	61	53	59	63	73	58	64	56	51	77	63	62	65	68	77	61	80	49	68	56	75	65	61	63	62	62
Average Gain Per Play	7.9	4.4	6.6	7.9	6.2	3.4	4.7	4.6	6.7	5.5	8.2	6.9	4.8	3.8	3.4	4	5.1	2.7	3.3	4.4	5.3	5.9	5.1	6.2	7.9	5.2
Fumbles-Lost	5-2	3-3	3-2	3-0	4-1	3-2	3-2	2-2	1-1	4-2	2-1	0-0	3-2	4-2	3-1	0-0	2-2	1-0	1-0	5-2	1-1	2-2	2-0	1-0	1-1	1-0
Penalties-Yards	6-70	4-45	8-61	6-69	5-40	6-48	6-45	2-15	4-22	4-40	3-40	5-35	4-40	4-40	2-16	3-15	7-64	3-45	6-50	4-36	6-40	4-22	3-15	3-20	7-64	6-60
Punts	1	4	2	3	3	7	7	3	3	4	3	4	3	6	3	6	3	8	10	6	1	3	6	5	4	4
Inside-20	0	1	0	1	0	2	4	0	2	0	0	1	1	0	0	1	1	2	3	0	0	1	3	1	1	2
50+ Yards	1	0	1	0	1	3	1	0	0	0	0	0	0	0	0	1	0	1	4	0	0	0	2	1	2	1
Touchback	1	0	2	1	0	0	1	0	0	1	1	0	0	0	1	0	0	2	0	0	0	1	0	1	0	1
Fair Caught	0	3	0	0	0	1	1	0	1	1	0	0	1	3	0	2	1	1	0	0	0	3	0	2	1	2
Blocked	0	0	0	0	0	0	0	0	0	0	0	0	0	0	0	0	0	0	0	0	0	0	1	0	0	0
Punt Yards	51	170	95	105	115	331	272	130	108	137	108	123	100	178	115	233	99	314	458	224	49	121	274	164	193	166
Punt Average	51.0	42.5	47.5	35	38.3	47.3	37.3	43.3	36	34.2	36	30.8	33.3	29.7	38.3	38.8	33	39.2	45.8	37.3	49	40.3	45.7	32.8	48.2	41.5
Net Punt Average	31.0	41.2	27.5	25	33.3	45	34.7	38	30	26.2	29.3	26.5	21.3	29.7	24	37.5	33	39.5	36.5	34.7	20	40.3	38.7	44.5	40.2	38.8
Longest Punt	51	46	53	38	56	58	51	49	38	45	42	33	37	42	42	51	44	60	61	41	49	46	52	53	54	51
Kickoffs	7	4	4	7	6	3	4	4	6	1	7	8	2	3	6	5	2	1	2	4	5	6	5	4	7	6
Kickoff Yards	433	254	260	429	398	195	252	253	368	64	449	506	132	120	392	326	107	67	118	260	318	399	297	234	398	415
Kickoff Average	61.9	63.5	65	61.3	66.3	65	63	63.2	61.3	64	64.1	63.2	66	40.0	65.3	65.2	53.5	67	59	65	63.6	66.5	59.4	58.5	56.9	69.2
Touchback	0	0	2	2	0	0	0	0	0	0	0	1	0	0	0	2	0	0	0	0	0	2	0	0	0	2
Out of Bounds	0	1	0	0	0	1	0	1	0	0	0	0	1	1	0	1	0	0	0	0	0	0	0	0	2	0
Punt Returns	0	2	2	0	4	6	2	1	0	5	1	2	2	0	1	0	1	1	3	2	2	1	1	0	1	2
Punt Return Yards	0	23	8	0	-2	53	16	29	0	22	10	12	11	0	5	0	10	15	16	2	16	18	12	0	17	36
Punt Return Touchdowns	0	0	0	0	0	0	0	0	0	0	0	0	0	0	0	0	0	0	0	0	0	0	0	0	0	0
Punt Return Average	-	11.5	4	0	-0.5	8.8	8	29	0	4.4	10	6	5.5	-	5	0	10	15	5.3	1	8	18	12	0	17	18
Longest Punt Return	-	15	7	0	2	16	12	29	0	10	10	9	10	-	5	0	10	15	15	9	12	18	12	0	17	18
Kick Returns	2	6	2	2	1	2	4	5	4	4	4	5	4	7	3	2	4	6	2	4	3	6	2	8	7	1
Kick Return Yards	7	154	28	24	17	36	60	96	117	91	56	110	87	128	47	22	105	118	34	114	63	158	32	130	120	23
Kick Return Touchdowns	0	0	0	0	0	0	0	0	0	0	0	0	0	0	0	0	0	0	0	0	0	0	0	0	0	0
Kick Return Average	3.5	25.7	14	12	17	18	15	19.2	29.2	22.8	14	22	21.8	18.3	15.7	11	26.2	19.7	17	28.5	21	26.3	16	16.2	17.1	23
Longest Kick Return	0	52	19	16	17	18	20	24	46	37	26	37	36	21	22	11	47	29	23	46	26	64	27	30	33	23
Interceptions	2	2	0	2	1	1	4	2	1	0	2	1	0	0	0	1	0	0	1	0	1	1	1	0	1	1
Interception Return Yards	47	14	0	9	30	0	36	13	28	0	33	35	0	0	0	10	0	0	0	0	0	0	19	0	3	4
Interception Return TDs	0	0	0	0	0	0	1	0	0	0	1	1	0	0	0	0	0	0	0	0	0	0	0	0	0	0
Fumble Returns	0	0	0	0	0	0																				



Game-By-Game Individual Statistics

RUSHING	JS	BC	VT	MS	DU	GW	CLEM	VA	FS	NC	MI	GA	LSU
Dwyer, J.	11-112/2	18-108/1	10-28/0	9-141/1	23-159/0	16-27/0	21-109/0	17-70/1	13-145/2	22-157/1	10-128/2	20-144/2	10-67/0
Nesbitt, J.	11-60/2	15-50/1	28-151/1	2-29/0	DNP	DNP	26-77/1	12-8/1	14-61/0	15-62/0	15-93/1	18-40/0	16-62/0
Jones, R.	3-61/1	3-7/0	4-28/0	7-33/0	10-26/1	2-15/0	2-7/0	11-75/0	4-39/0	6-56/0	7-97/0	13-214/2	9-32/0
Shaw, J.	9-51/1	DNP	DNP	9-61/1	18-13/1	DNP	DNP	DNP	7-5/0	8-21/0	10-47/0	2-2/0	DNP
Cox, L.	1-22/0	1-0/0	5-63/0	-	1-3/0	1-2/0	1-9/0	1-3/0	3-8/1	2-15/0	8-78/1	1-2/1	1-5/0
Smith, G.	3-14/0	1-0/0	2-5/0	3-62/1	3-14/0	-	-	-	1-3/1	-	DNP	DNP	DNP
Peeples, E.	2-18/0	-	1-3/0	6-56/1	2-6/0	DNP	DNP	DNP	DNP	DNP	1-6/0	-	2-8/0
Booker, C.	1-0/0	DNP	-	2-7/0	1-1/0	19-35/0	DNP	DNP	-	-	2-8/0	DNP	DNP
Kelly, G.	5-11/0	-	-	8-28/0	DNP	DNP	DNP	1-3/0	DNP	DNP	DNP	DNP	-
Wright, M.	DNP	DNP	DNP	DNP	DNP	3-8/0	DNP	-	1-29/0	-	-	-	-
Thomas, D.	-	-	DNP	-	-	-	-	-	-	1-15/0	1-14/0	-	-
Barrick, A.	-	-	-	-	-	-	-	-	-	-	-	1-11/0	-
Walls, La.	-	DNP	DNP	1-5/0	1-2/0	DNP	DNP	DNP	DNP	DNP	1-2/0	DNP	DNP
Dykes, B.	DNP	DNP	DNP	7-16/0	DNP	4-8/0	DNP	DNP	DNP	DNP	DNP	DNP	DNP
Morgan, D.	-	-	-	-	-	-	-	-	-	-	-	-	1-2/0
Liipfert, J.	-	-	-	-	-	-	1-2/0	-	-	-	-	-	-
Burnett, M.	-	-	-	-	-	1-1/0	-	-	-	-	-	-	-

RECEIVING	JS	BC	VT	MS	DU	GW	CLEM	VA	FS	NC	MI	GA	LSU
Thomas, D.	1-9/0	4-56/0	DNP	2-23/1	9-230/1	2-41/0	4-56/1	5-88/0	2-21/0	4-35/0	2-17/0	1-19/0	3-32/0
Dwyer, J.	1-5/0	-	-	1-20/0	-	1-79/1	-	1-9/0	1-30/0	-	-	-	3-66/0
Jones, R.	2-50/0	-	1-41/1	-	-	-	1-35/0	-	1-4/0	2-20/0	-	-	1-5/0
Cox, L.	1-29/0	-	-	-	-	-	-	1-6/0	-	-	1-22/0	-	-
Melton, T.	1-5/0	2-17/0	2-31/0	-	-	-	-	DNP	DNP	DNP	-	-	-
Wright, M.	DNP	DNP	DNP	DNP	DNP	-	DNP	-	-	-	-	-	1-47/0
Fisher, Z.	-	-	2-37/0	-	-	-	-	-	-	1-8/0	-	-	-
Earls, C.	DNP	DNP	DNP	DNP	-	-	-	-	-	3-34/0	1-7/0	-	-
Smith, G.	2-37/0	-	-	-	-	-	-	-	-	-	DNP	DNP	DNP
Clyburn, R.	-	-	-	1-19/0	-	DNP	-	-	-	-	-	DNP	DNP

PUNT RETURNS	JS	BC	VT	MS	DU	GW	CLEM	VA	FS	NC	MI	GA	LSU
Melton, T.	-	2-23	2-8	-	4-2	6-53	1-4	DNP	DNP	DNP	-	-	-
Jones, R.	-	-	-	-	-	-	1-12	1-29	-	4-12	-	-	-
Smith, A.	-	DNP	DNP	DNP	DNP	DNP	DNP	DNP	-	1-10	1-10	2-12	2-11

KICK RETURNS	JS	BC	VT	MS	DU	GW	CLEM	VA	FS	NC	MI	GA	LSU
Jones, R.	-	1-21	-	-	-	-	-	3-58	2-75	-	3-51	4-98	2-51
Wright, M.	DNP	DNP	DNP	DNP	DNP	-	DNP	2-38	2-42	3-84	-	-	2-36
Dwyer, J.	-	3-97	1-9	1-16	-	-	3-49	-	-	-	-	-	-
Melton, T.	-	1-18	1-19	-	1-17	1-18	-	DNP	DNP	DNP	-	-	-
Clark, T.	-	1-18	-	-	-	1-18	1-11	-	-	-	-	-	-
Jefferson, B.	-	DNP	DNP	DNP	DNP	-	-	-	-	-	-	1-12	-
Barrick, A.	-	-	-	1-8	-	-	-	-	-	-	-	-	-
Liipfert, J.	2-7	-	-	-	-	-	-	-	-	-	-	-	-
Hall, R.	-	-	-	-	-	-	-	-	-	1-7	-	-	-
Earls, C.	DNP	DNP	DNP	DNP	-	-	-	-	-	-	1-5	-	-

INTERCEPTIONS	JS	BC	VT	MS	DU	GW	CLEM	VA	FS	NC	MI	GA	LSU
Burnett, M.	2-47	-	-	1-0	-	-	2-0	1-13	-	-	-	1-35	-
Reid, R.	-	1-14	-	-	-	-	1-2	-	-	-	1-7	-	-
Reese, D.	-	-	-	-	-	1-0	1-34	1-0	DNP	-	-	-	-
Walker, A.	DNP	DNP	-	-	1-30	DNP	DNP	DNP	DNP	DNP	-	DNP	DNP
Word-Daniels, J.	-	-	-	1-9	-	-	-	DNP	DNP	DNP	DNP	DNP	DNP
Butler, M.	-	1-0	-	-	-	-	-	-	-	-	-	-	-
Johnson, M.	-	-	-	-	-	-	-	-	-	-	1-26	-	-
Taylor, C.	-	-	-	-	-	-	-	-	1-28	-	-	-	-

ALL-PURPOSE	JS	BC	VT	MS	DU	GW	CLEM	VA	FS	NC	MI	GA	LSU
Dwyer, J.	117	205	37	177	159	106	158	79	175	157	128	144	133
Jones, R.	111	28	69	33	26	15	54	162	118	88	148	312	88
Nesbitt, J.	60	50	151	29	DNP	DNP	77	8	61	62	93	40	62
Thomas, D.	9	56	DNP	23	230	41	56	88	21	50	31	19	32
Wright, M.	DNP	DNP	DNP	DNP	DNP	8	DNP	38	71	84	-	-	83
Cox, L.	51	-	63	-	3	2	9	9	8	15	100	2	-5
Melton, T.	5	58	58	-	15	71	4	DNP	DNP	DNP	-	-	-
Shaw, J.	51	DNP	DNP	61	13	DNP	DNP	DNP	5	21	47	2	DNP

PASSING

	Att	Com	Int	Pct	Yds	TD	Long	Sacks	Yards	Efficiency
Josh Nesbitt	12	5	0	41.7	87	0	39	1	2	102.6
Jacksonville State	12	5	0	41.7	91	1	35	1	9	132.9
Boston College	13	6	0	46.2	73	0	19	2	16	93.3
Virginia Tech	8	5	1	62.5	109	1	41	1	2	193.2
Clemson	12	5	0	41.7	91	1	35	1	9	132.9
Virginia	15	7	1	46.7	103	0	42	4	36	91.0
Florida State	5	4	0	80.0	55	0	30	0	0	172.4
North Carolina	22	10	1	45.5	97	0	16	0	0	73.4
Miami	6	3	0	50.0	24	0	12	2	8	83.6
Georgia	6	1	1	16.7	19	0	19	0	0	9.9
TOTALS	99	46	4	46.5	658	2	42	11	73	100.9

PASSING

	Att	Com	Int	Pct	Yds	TD	Long	Sacks	Yards	Efficiency
Jaybo Shaw	3	3	0	100.0	48	0	30	1	3	234.4
Jacksonville State	3	3	0	100.0	43	1	20	0	0	141.6
Mississippi State	7	3	0	42.9	43	1	20	0	0	141.6
Duke	13	9	0	69.2	230	1	88	1	7	243.2
Florida State	1	0	1	0.0	0	0	0	0	0	-200.0
TOTALS	24	15	1	62.5	321	2	88	2	10	194.0
Calvin Booker	Att	Com	Int	Pct	Yds	TD	Long	Sacks	Yards	Efficiency
Mississippi State	2	1	0	50.0	19	0	19	1	1	129.8
Duke	1	0	0	0.0	0	0	0	0	0	0.0
Gardner-Webb	11	3	1	27.3	120	1	79	2	11	130.7
TOTALS	14	4	1	28.6	139	1	79	3	12	121.3



GAME-BY-GAME STATISTICS



2009 GEORGIA TECH FOOTBALL ■ 125

FULL STEAM AHEAD



TACKLES	JS	BC	VT	MS	DU	GW	CL	VA	FS	NC	MI	GA	LSU
B. Anderson	0-0-0	0-0-0	DNP	0-0-0	0-0-0	1-0-1	0-0-0	0-0-0	0-0-0	0-0-0	0-0-0	0-0-0	1-0-1
E. Anyaibe	1-0-1	0-1-1	0-0-0	2-0-2	0-0-0	0-0-0	0-0-0	0-0-0	2-0-2	0-1-1	3-2-5	0-3-3	1-1-2
A. Barnes	0-1-1	INJ	INJ	1-0-1	0-0-0	2-3-5	1-0-1	2-0-2	3-0-3	0-0-0	1-0-1	0-2-2	INJ
J. Blackwood	3-1-4	1-0-1	0-0-0	2-1-3	0-1-1	1-0-1	1-0-1	0-0-0	0-0-0	0-0-0	1-1-2	0-0-0	0-0-0
S. Bowen	0-1-1	1-0-1	0-0-0	1-0-1	1-0-1	1-0-1	0-0-0	0-0-0	1-0-1	2-0-2	3-2-5	INJ	INJ
M. Braman	DNP	0-0-0	0-0-0	0-0-0/FR	0-0-0	0-0-0	0-0-0	DNP	0-0-0	0-0-0	0-0-0	0-0-0	0-0-0
M. Burnett	1-3-4/2 INT	9-1-10/FF/BR	2-11-13	5-0-5/INT/BR	1-1-2	5-0-5	2-3-5/2 INT	9-2-11/INT	6-2-8/4BR	2-1-3/BR	6-1-7/BR	5-1-6/INT	9-5-14
M. Butler	3-0-3	2-0-2/INT	2-1-3	4-0-4	4-0-4	2-0-2	2-1-3	0-1-1	4-1-5/BR	2-1-3/BR	3-0-3	2-1-3/BR	3-2-5/BR
T. Chambers	2-1-3	0-0-0	0-2-2	3-1-4	0-2-2	0-0-0	DNP	DNP	DNP	DNP	0-0-0	DNP	0-0-0
T. Clark	2-1-3	1-0-1/FF	4-3-7	0-1-1	1-0-1	0-1-1	0-0-0	0-0-0	0-0-0	0-0-0	5-0-5/BLK	1-0-1	1-0-1
M. Edwards	1-0-1	0-0-0	0-0-0	1-0-1	0-1-1	0-0-0	3-0-3/FF	0-0-0	0-0-0	0-0-0	0-1-1	0-0-0	DNP
A. Egbuniwe	0-1-1	0-0-0	DNP	0-0-0	0-0-0	0-0-0	0-0-0	DNP	DNP	0-0-0	0-0-0	0-0-0	1-0-1
M. Frierson	3-0-3	2-1-3	INJ	INJ	INJ	INJ	DNP	DNP	DNP	0-0-0	0-0-0	0-1-1	0-0-0
S. Griffin	0-3-3/BR	5-4-9	2-3-5	5-3-8	4-1-5	0-2-2	2-2-4	5-1-6	3-0-3	4-2-6	0-0-0	INJ	1-1-2
R. Hall	1-2-3/FF	1-0-1	0-0-0	0-1-1	0-0-0	1-0-1	1-1-2/FR	1-0-1	0-0-0	0-0-0	1-1-2	0-0-0	1-1-2
K. Jackson	3-2-5	6-3-9	2-11-13	INJ	2-1-3	4-0-4	2-2-4	4-3-7	3-1-4	2-2-4	3-0-3	2-1-3	2-0-2
D. Jasper	0-0-0	0-0-0	0-1-1	3-0-3/BR	0-0-0	0-0-0	0-0-0	3-1-4	0-0-0	0-0-0	0-0-0	0-0-0	0-0-0
B. Jefferson	2-1-3	INJ	INJ	INJ	INJ	2-0-2	1-1-2	0-0-0	0-0-0	5-1-6	2-0-2	2-4-6/BR	2-1-3
M. Johnson	0-0-0	1-2-3	1-2-3	2-0-2/FR/2BR/BLK	2-0-2	5-5-10	1-2-3	4-0-4/FF	2-0-2/FF	4-2-6	1-0-1/2BR	3-4-7/BR	2-1-3/FF
J. Liipfert	3-1-4	1-0-1	0-0-0	0-0-0	1-0-1	1-0-1	1-0-1	0-0-0	0-0-0	0-0-0	1-0-1	1-1-2	0-0-0
D. Morgan	1-1-2/FR	2-1-3/BR	1-5-6	1-0-1	3-0-3	7-3-10/BLK	1-3-4/FR	2-0-2/FR	4-0-4/FR	4-2-6/BR	2-0-2	1-4-5	2-1-3/BR
J. Peters	0-1-1	0-0-0	0-0-0	2-0-2/FF	1-0-1	0-0-0	1-0-1	0-0-0	DNP	0-0-0	DNP	DNP	DNP
M. Peterson	1-0-1	0-0-0	1-0-1	2-0-2	0-0-0	DNP	0-1-1	1-0-1	5-1-6/BR	0-0-0	2-0-2	0-2-2	0-0-0
D. Reese	4-3-7	1-0-1	0-3-3	1-0-1	3-0-3	5-2-7/INT	4-2-6/INT/FF	5-1-6/INT	INJ	3-1-4/2BR	0-1-1	1-0-1	3-1-4
R. Reid	1-0-1	2-0-2/INT	0-1-1	2-1-3	2-2-4	0-1-1	1-3-4/INT	6-1-7	1-2-3/FR	1-1-2	4-2-6/2BR	4-1-5	5-1-6
D. Richard	2-1-3	4-1-5/FR/BR	2-4-6	2-0-2	0-0-0	1-2-3	2-0-2	2-0-2	2-0-2	2-2-4	2-0-2	1-2-3	0-0-0
A. Rocker	1-0-1	DNP	DNP	1-0-1	1-0-1	0-0-0	0-0-0	0-0-0	0-0-0	0-0-0	0-0-0	0-0-0	0-0-0
S. Sylvester	DNP	1-0-1	0-1-1	2-1-3	1-0-1	3-1-4	0-0-0	0-0-0	0-0-0	0-0-0	0-0-0	1-0-1	0-0-0
C. Taylor	2-1-3/FF	3-3-6	2-7-9/GBH	1-1-2	2-1-3	3-0-3	1-1-2	8-3-11/BR	8-2-10/FF/INT	2-2-4	3-0-3/BR	6-3-9	4-0-4
O. Tongo	1-0-1	0-0-0	0-0-0	1-1-2	DNP	0-0-0	DNP	DNP	DNP	DNP	DNP	DNP	DNP
A. Walker	DNP	DNP	0-0-0	1-1-2	0-0-0/INT	DNP	DNP	DNP	DNP	DNP	0-0-0	DNP	DNP
V. Walker	2-1-3	3-1-4/Safety	0-4-4	2-1-3/BR	0-1-1	5-4-9	2-1-3/FF	1-1-2	2-1-3	0-0-0/GBH	INJ	0-0-0	0-0-0
L. Walls	0-1-1	DNP	DNP	0-0-0	DNP	DNP	DNP	DNP	DNP	DNP	0-0-0	DNP	DNP
J. Word-Daniels	3-0-3/BR	4-0-4	3-3-6	3-1-4/INT	2-2-4	1-1-1/BR	2-0-2	INJ	INJ	INJ	INJ	INJ	INJ

Others													
S. Blair	0-0-0	0-0-0	0-0-0	2-0-2	0-0-0	0-0-0	1-1-2	1-1-1	3-0-3	0-0-0	0-0-0	1-0-1	0-1-1
C. Earls	DNP	DNP	DNP	DNP	0-0-0	0-0-0	0-0-0	0-0-0	0-0-0	0-0-0	0-0-0	1-0-1	0-0-0
T. Garside	0-1-1	0-0-0	0-0-0	0-0-0	3-1-4	0-0-0	0-0-0	0-0-0	0-0-0	1-0-1	2-0-2	1-0-1/FF	0-0-0
J. Hill	0-0-0	DNP	DNP	0-0-0	0-0-0	0-0-0	0-0-0	0-0-0	0-0-0	1-0-1	0-0-0	0-0-0	0-0-0
R. Jones	0-0-0	0-0-0	0-0-0	0-0-0	0-0-0	0-0-0	0-0-0	0-0-0	0-0-0	0-0-0	0-1-1	0-0-0	0-0-0
B. White	0-0-0	0-0-0	0-0-0	2-0-2	0-0-0	0-0-0	1-0-1	1-0-1	0-0-0	0-0-0	0-0-0	0-0-0	0-0-0
M. Wright	DNP	DNP	DNP	DNP	DNP	0-0-0	DNP	0-0-0	0-0-0	0-0-0	0-0-0	FR	0-0-0

Solo-Assists-Total

SACKS	JS	BC	VT	MS	DU	GW	CL	VA	FS	NC	MI	GA	LSU
B. Anderson	0-0	0-0	DNP	0-0	0-0	1-0-11	0-0	0-0	0-0	0-0	0-0	0-0	0-0
E. Anyaibe	0-0	0-0	0-0	0-0	0-0	0-0	0-0	0-0	0-0	0-0	1-0-10	0-5-4	0-0
J. Blackwood	0-5-4	0-0	0-0	0-0	0-0	0-0	0-0	0-0	0-0	0-0	0-0	0-0	0-0
S. Bowen	0-0	0-0	0-0	0-0	0-0	0-0	0-0	0-0	0-0	0-0	1-0-1	INJ	INJ
T. Clark	0-0	1-0-10	0-0	0-0	0-0	0-0	0-0	0-0	0-0	0-0	0-0	0-0	0-0
S. Griffin	0-0	0-0	0-0	0-0	1-0-8	0-0	1-0-6	0-0	1-0-8	0-0	0-0	INJ	0-0
M. Johnson	0-0	0-0	0-5-6	1-0-5	0-0	1-5-12	0-0	1-0-14	1-0-10	1-0-16	0-0	1-0-7	2-0-15
D. Morgan	1-5-8	1-0-1	0-5-7	0-0	1-0-6	2-5-25	0-0	0-0	0-0	0-0	0-0	0-5-3	0-0
J. Peters	0-0	0-0	0-0	2-0-17	0-0	0-0	0-0	0-0	DNP	0-0	0-0	DNP	DNP
D. Richard	1-0-1	0-0	0-0	0-0	0-0	0-0	0-0	0-0	2-0-12	1-0-7	0-0	0-0	0-0
O. Tongo	1-0-11	0-0	0-0	0-0	0-0	0-0	DNP	DNP	DNP	DNP	DNP	DNP	DNP
V. Walker	0-0	1-0-4	0-0	0-0	0-0	1-0-1	0-0	0-0	1-0-2	0-0	INJ	0-0	0-0

Sacks-Yards

TFLs	JS	BC	VT	MS	DU	GW	CL	VA	FS	NC	MI	GA	LSU
B. Anderson	0-0	0-0	DNP	0-0	0-0	1-0-11	0-0	0-0	0-0	0-0	0-0	0-0	1-0-1
E. Anyaibe	0-0	0-0	0-0	0-0	0-0	0-0	0-0	0-0	1-0-1	0-0	1-0-10	0-5-4	0-0
J. Blackwood	0-5-4	0-0	0-0	0-0	0-0	0-0	0-0	0-0	0-0	0-0	0-0	0-0	0-0
S. Bowen	0-0	0-0	0-0	0-0	0-0	0-0	0-0	0-0	0-0	1-0-1	1-0-1	INJ	INJ
M. Burnett	0-5-3	0-0	0-5-0	0-0	0-5-3	0-0	1-0-2	1-0-4	1-0-1	0-0	1-0-3	0-0	2-2
M. Butler	0-0	0-0	0-5-0	0-0	2-0-6	0-0	1-0-4	0-0	0-0	0-0	0-0	0-0	0-0
T. Chambers	0-0	0-0	0-0	1-0-2	0-5-4	0-0	DNP	DNP	DNP	DNP	0-0	DNP	0-0
T. Clark	0-0	1-0-10	1-5-2	0-0	0-0	0-0	0-0	0-0	0-0	0-0	0-0	0-0	0-0
S. Griffin	0-0	0-0	0-0	1-0-1	2-5-11	0-5-3	2-0-7	1-0-3	1-0-8	0-0	0-0	INJ	0-0
R. Hall	0-5-4	0-0	0-0	0-0	0-0	0-0	1-0-1	0-0	0-0	0-0	0-0	0-0	0-0
B. Jefferson	0-0	INJ	INJ	INJ	INJ	1-0-1	0-0	0-0	0-0	0-0	0-0	0-0	0-0
K. Jackson	0-0	0-0	1-0-4	0-0	0-0	0-0	0-0	0-0	0-5-1	0-0	0-0	0-0	0-0
M. Johnson	0-0	1-0-1	0-5-6	1-0-5	1-0-1	4-5-18	0-0	2-0-15	1-0-10	1-0-16	1-0-2	2-0-10	3-0-15
D. Morgan	1-5-8	1-0-1	1-5-10	0-0	1-0-6	4-0-28	0-0	0-0	0-0	0-0	0-0	0-5-3	0-0
D. Peters	0-0	0-0	0-0	2-0-17	1-0-1	0-0	0-0	0-0	DNP	0-0	0-0	DNP	DNP
M. Peterson	0-0	0-0	0-0	0-0	0-0	DNP	0-0	0-0	1-0-3	0-0	0-0	0-0	0-0
D. Reese	0-0	0-0	0-5-2	0-0	0-0	0-0	1-0-2	2-0-3	INJ	0-0	0-0	0-0	0-0
R. Reid	1-0-5	0-0	0-0	0-0	1-0-1	0-0	1-0-1	0-0	0-0	0-0	0-0	0-0	0-0
D. Richard	1-0-1	3-0-7	0-5-1	0-0	0-0	0-5-4	1-0-4	1-0-1	2-0-12	1-0-7	0-0	0-0	0-0
A. Rocker	0-0	0-0	0-0	0-0	1-0-1	0-0	0-0	0-0	0-0	0-0	0-0	0-0	0-0
O. Tongo	1-0-11	0-0	0-0	0-0	DNP	0-0	DNP	DNP	DNP	DNP	DNP	DNP	DNP
V. Walker	1-0-4	2-0-8	0-5-1	1-0-5	0-0	2-5-5	0-0	0-0	1-5-2	0-0	INJ	0-0	0-0
J. Word-Daniels	0-0	0-0	2-0-6	1-0-7	0-5-0	0-0	0-0	INJ	INJ	INJ	INJ	INJ	INJ

Tackles For Loss-Yards





GEORGIA TECH SCORING DRIVES

Opponent	Qtr	Score	Scoring Play	TD Play	Plays	Yards	Time
Jacksonville St.	1	Touchdown	Jonathan Dwyer	21-yard run	3	27	1:33
	1	Touchdown	Josh Nesbitt	2-yard run	4	68	1:34
	1	Touchdown	Josh Nesbitt	1-yard run	6	65	2:57
	2	Touchdown	Jonathan Dwyer	29-yard run	4	61	1:23
	3	Touchdown	Roddy Jones	49-yard run	6	76	2:17
Boston College	4	Touchdown	Jaybo Shaw	2-yard run	3	44	1:28
	1	Touchdown	Josh Nesbitt	1-yard run	11	74	5:21
	3	Field Goal	Scott Blair	27 yards	7	19	4:21
	4	Touchdown	Jonathan Dwyer	43-yard run	4	54	1:58
Virginia Tech	1	Field Goal	Scott Blair	32 yards	10	56	5:15
	2	Touchdown	Nesbitt to Jones	41-yard pass	4	52	2:07
	4	Touchdown	Josh Nesbitt	18-yard run	9	81	4:30
Mississippi St.	1	Touchdown	Embry Peeples	7-yard run	11	79	5:05
	1	Touchdown	Nesbitt to Thomas	20-yard pass	4	40	2:07
	2	Touchdown	Jaybo Shaw	25-yard run	8	54	4:26
	3	Touchdown	Jonathan Dwyer	88-yard run	1	88	0:14
	3	Field Goal	Scott Blair	29 yards	6	53	2:32
Duke	4	Touchdown	Greg Smith	45-yard run	8	87	4:05
	2	Field Goal	Scott Blair	20 yards	11	61	5:27
	3	Touchdown	Roddy Jones	4-yard run	10	57	5:12
	4	Touchdown	Jaybo Shaw	2-yard run	5	53	2:15
	4	Touchdown	Shaw to Thomas	88-yard pass	2	84	0:55
Gardner-Webb	4	Field Goal	Scott Blair	26 yards	4	3	1:31
	2	Touchdown	Booker to Dwyer	79-yard pass	5	92	2:37
	2	Field Goal	Scott Blair	29 yards	6	36	2:52
Clemson	1	Touchdown	Dominique Reese	34-yard INT	— no drive —		
	2	Touchdown	Josh Nesbitt	5-yard run	9	80	4:14
	4	Touchdown	Nesbitt to Thomas	24-yard pass	9	60	4:55
Virginia	1	Touchdown	Josh Nesbitt	1-yard run	11	73	5:16
	1	Touchdown	Jonathan Dwyer	3-yard run	2	45	0:31
	4	Field Goal	Scott Blair	39 yards	8	10	3:50
Florida State	1	Field Goal	Scott Blair	31 yards	5	32	1:49
	2	Touchdown	Lucas Cox	1-yard run	8	62	4:04
	2	Touchdown	Jonathan Dwyer	36-yard run	3	62	1:19
	2	Touchdown	Greg Smith	3-yard run	2	4	0:44
North Carolina	3	Touchdown	Jonathan Dwyer	66-yard run	3	80	1:18
	4	Touchdown	Jonathan Dwyer	85-yard run	2	85	0:21
Miami	1	Field Goal	Scott Blair	21 yards	10	81	5:21
	2	Touchdown	Michael Johnson	26-yard INT	— no drive —		
	2	Touchdown	Jonathan Dwyer	58-yard run	1	58	0:11
	2	Touchdown	Jonathan Dwyer	6-yard run	5	75	2:28
	3	Field Goal	Scott Blair	30 yards	10	60	4:45
	3	Touchdown	Josh Nesbitt	1-yard run	7	73	3:33
Georgia	3	Touchdown	Lucas Cox	32-yard run	3	34	0:52
	1	Touchdown	Morgan Burnett	35-yard INT	— no drive —		
	2	Touchdown	Lucas Cox	2-yard run	8	65	4:07
	3	Touchdown	Jonathan Dwyer	60-yard run	1	60	0:12
	3	Touchdown	Roddy Jones	8-yard run	10	56	5:25
	3	Touchdown	Jonathan Dwyer	23-yard run	1	23	0:07
LSU	3	Field Goal	Scott Blair	28 yards	7	76	4:19
	4	Touchdown	Roddy Jones	54-yard run	6	70	3:03
	1	Field Goal	Scott Blair	24 yards	13	60	7:05

PLAYS OF 20 YARDS OR MORE

No.	Opponent	Player(s)	Play	Down/Dist.	Yds
1	Jacksonville St.	Jonathan Dwyer	Run	3rd & 4	*21
2	Jacksonville St.	Nesbitt to Cox	Pass	1st & 10	29
3	Jacksonville St.	Jonathan Dwyer	Run	1st & 10	37
4	Jacksonville St.	Roddy Jones	Run	1st & 10	39
5	Jacksonville St.	Lucas Cox	Run	2nd & 7	22
6	Jacksonville St.	Josh Nesbitt	Run	3rd & 12	34
7	Jacksonville St.	Jonathan Dwyer	Run	1st & 10	*29
8	Jacksonville St.	Roddy Jones	Run	2nd & 10	*49
9	Jacksonville St.	Jaybo Shaw	Run	2nd & 11	43
10	Jacksonville St.	Shaw-G. Smith	Pass	1st & 10	30
11	Boston College	Josh Nesbitt	Run	3rd & 10	26
12	Boston College	Jonathan Dwyer	Run	1st & 10	21
13	Boston College	Jonathan Dwyer	Run	1st & 10	*43
14	Boston College	Josh Nesbitt	Run	2nd & 8	30
15	Virginia Tech	Josh Nesbitt	Run	1st & 10	33
16	Virginia Tech	Nesbitt to Jones	Pass	1st & 10	*41
17	Virginia Tech	Josh Nesbitt	Run	1st & 10	21
18	Virginia Tech	Lucas Cox	Run	2nd & 10	36
19	Virginia Tech	Nesbitt to Melton	Pass	2nd & 7	25
20	Mississippi St.	Josh Nesbitt	Run	2nd & 2	21
21	Mississippi St.	Shaw to Dwyer	Pass	2nd & 5	20
22	Mississippi St.	Shaw to Thomas	Pass	2nd & 15	*20
23	Mississippi St.	Roddy Jones	Run	1st & 10	21
24	Mississippi St.	Jaybo Shaw	Run	4th & 3	*25
25	Mississippi St.	Jonathan Dwyer	Run	1st & 10	*88
26	Mississippi St.	Jonathan Dwyer	Run	1st & 10	37
27	Mississippi St.	Greg Smith	Run	2nd & 9	*45
28	Duke	Jonathan Dwyer	Run	1st & 10	25
29	Duke	Jonathan Dwyer	Run	1st & 10	27
30	Duke	Shaw to Thomas	Pass	3rd & 13	32
31	Duke	Shaw to Thomas	Pass	2nd & 15	25
32	Duke	Jonathan Dwyer	Run	1st & 10	36
33	Duke	Shaw to Thomas	Pass	2nd & 14	*88
34	Duke	Shaw to Thomas	Pass	1st & 10	33
35	Gardner-Webb	Booker to Dwyer	Pass	3rd & 13	*79
36	Gardner-Webb	Booker to Thomas	Pass	2nd & 16	35
37	Clemson	Jonathan Dwyer	Run	3rd & 16	31
38	Clemson	Nesbitt to Jones	Pass	1st & 10	35
39	Clemson	Nesbitt to Thomas	Pass	3rd & 14	23
40	Clemson	Nesbitt to Thomas	Pass	3rd & 6	*24
41	Virginia	Nesbitt to Thomas	Pass	1st & 10	42
42	Florida State	Nesbitt to Dwyer	Pass	1st & 10	30
43	Florida State	Roddy Jones	Run	1st & 10	20
44	Florida State	Marcus Wright	Run	1st & 10	29
45	Florida State	Jonathan Dwyer	Run	2nd & 6	*36
46	Florida State	Jonathan Dwyer	Run	1st & 10	*66
47	Florida State	Josh Nesbitt	Run	1st & 10	23
48	North Carolina	Roddy Jones	Run	2nd & 3	21
49	North Carolina	Jonathan Dwyer	Run	2nd & 10	*85
50	Miami	Nesbitt to Cox	Pass	1st & 10	22
51	Miami	Jonathan Dwyer	Run	1st & 25	35
52	Miami	Roddy Jones	Run	2nd & 12	29
53	Miami	Jonathan Dwyer	Run	1st & 10	*58
54	Miami	Josh Nesbitt	Run	1st & 10	54
55	Miami	Lucas Cox	Run	2nd & 6	29
56	Miami	Roddy Jones	Run	2nd & 6	20
57	Miami	Roddy Jones	Run	1st & 10	40
58	Miami	Lucas Cox	Run	3rd & 8	*32
59	Miami	Jaybo Shaw	Run	3rd & 3	27
60	Georgia	Roddy Jones	Run	2nd & 8	36
61	Georgia	Jonathan Dwyer	Run	1st & 10	*60
62	Georgia	Jonathan Dwyer	Run	1st & 10	*23
63	Georgia	Roddy Jones	Run	3rd & 4	62
64	Georgia	Roddy Jones	Run	3rd & 7	*54
65	LSU	Nesbitt to Dwyer	Pass	1st & 10	40
66	LSU	Nesbitt to Wright	Pass	3rd & 11	47
67	LSU	Jonathan Dwyer	Run	1st & 10	39

* Touchdown

GEORGIA TECH IN 2008

Plays of 20-plus yards	67
Plays of 30-plus yards	39
Plays of 50-plus yards	10
Touchdown plays of 20-plus yards	20
Touchdown plays of 50-plus yards	8
Touchdown drives of 3:00 or less	23
Touchdown drives of 2:00 or less	16
Touchdown drives of 1:00 or less	9
Touchdown drives of 5 plays or less	21
Touchdown drives of 1 play	4





OPPONENT SCORING DRIVES

Opponent	Qtr	Score	Scoring Play	TD Play	Plays	Yards	Time
Jacksonville St.	3	Touchdown	Perrilloux to Dupree	5-yard pass	7	33	2:04
	4	Touchdown	Perrilloux to Dupree	16-yard pass	12	64	5:43
Boston College	1	Field Goal	Steve Aponavicius	36 yards	12	46	4:09
	2	Field Goal	Steve Aponavicius	34 yards	4	5	1:23
	2	Field Goal	Steve Aponavicius	26 yards	11	50	4:29
	3	Touchdown	Crane to Momah	7-yard pass	10	69	3:58
Virginia Tech	2	Touchdown	Darren Evans	8-yard run	13	80	6:34
	2	Touchdown	Tyrod Taylor	2-yard run	7	43	1:00
	4	Field Goal	Dustin Keys	25 yards	11	50	5:38
	4	Field Goal	Dustin Keys	21 yards	11	76	4:51
Mississippi St.	4	Touchdown	Robert Elliott	6-yard run	7	49	2:30
Duke		None					
Gardner-Webb	3	Touchdown	Brandon Jackson	8-yard run	12	69	5:14
Clemson	2	Field Goal	Mark Buchholz	40 yards	6	27	2:02
	3	Touchdown	Harper to Kelly	32-yard pass	4	44	2:02
	4	Touchdown	Harper to Kelly	31-yard pass	8	80	3:39
Virginia	1	Field Goal	Yannick Reysing	25 yards	11	53	4:04
	2	Touchdown	Verica to Ogletree	13-yard pass	12	66	5:02
	3	Touchdown	Verica to Covington	34-yard pass	4	53	1:39
	4	Touchdown	Cedric Peerman	3-yard run	8	70	4:00
Florida State	1	Touchdown	Christian Ponder	3-yard run	10	68	6:23
	1	Field Goal	Graham Gano	29 yards	7	22	3:27
	2	Touchdown	Ponder to Holloway	4-yard pass	3	68	1:21
	2	Field Goal	Graham Gano	45 yards	7	56	1:53
	4	Touchdown	Richardson to Parker	39 yards	8	70	3:10
North Carolina	1	Touchdown	Sexton to Pinalto	8-yard pass	9	67	3:24
	4	Touchdown	Ryan Houston	2-yard run	6	30	2:26
	4	Touchdown	Ryan Houston	3-yard run	5	32	2:16
	4	Touchdown	Sexton to Nicks	31-yard pass	4	39	1:49
Miami	2	Field Goal	Matt Boshier	24 yards	9	53	3:52
	3	Touchdown	Marve to Epps	18-yard pass	7	66	2:16
	4	Touchdown	Harris to Hankerson	13-yard pass	8	66	3:32
	4	Touchdown	Harris to Farquharson	25-yard pass	5	98	1:43
Georgia	1	Touchdown	Stafford to Chandler	1-yard pass	8	66	3:20
	2	Touchdown	Stafford to Massaquoi	10-yard pass	8	75	4:13
	2	Touchdown	Stafford to Massaquoi	49-yard pass	5	76	2:15
	2	Touchdown	Stafford to Massaquoi	3-yard pass	6	56	0:46
	4	Touchdown	Knowshon Moreno	32-yard run	4	41	1:16
	4	Touchdown	Stafford to Green	12-yard pass	9	72	3:04
LSU	1	Touchdown	Charles Scott	2-yard run	7	60	3:02
	2	Touchdown	Charles Scott	4-yard run	8	76	3:49
	2	Touchdown	Charles Scott	1-yard run	6	19	2:53
	2	Touchdown	Jefferson to Dickson	25-yard pass	2	24	1:23
	2	Touchdown	Kevin Williams	17-yard run	4	42	1:45
	3	Field Goal	Colt David	53 yards	4	-14	1:38

OPPONENT PLAYS OF 20 YARDS OR MORE

No.	Opponent	Player(s)	Play	Down/Dist.	Yds
1	Boston College	Crane to Purvis	Pass	1st & 10	21
2	Virginia Tech	Tyrod Taylor	Run	1st & 10	23
3	Virginia Tech	Darren Evans	Run	1st & 10	24
4	Mississippi St.	Anthony Dixon	Run	1st & 10	71
5	Mississippi St.	Lee to Ducre	Pass	1st & 10	24
6	Mississippi St.	Lee to Smith	Pass	1st & 10	23
7	Duke	Lewis to Kelly	Pass	1st & 10	20
8	Gardner-Webb	Doolittle to Perry	Pass	1st & 10	26
9	Gardner-Webb	Campbell to Collins	Pass	1st & 10	20
10	Gardner-Webb	Campbell to Patomom	Pass	1st & 10	26
11	Clemson	CHarper to Kelly	Pass	2nd & 9	*32
12	Clemson	CHarper to Kelly	Pass	2nd & 4	*31
13	Virginia	Verica to Simpson	Pass	1st & 10	23
14	Virginia	Verica to Peerman	Pass	2nd & 11	24
15	Virginia	Verica to Covington	Pass	1st & 10	*34
16	Virginia	Cedric Peerman	Run	2nd & 10	31
17	Florida State	Ponder to Carr	Pass	2nd & 8	20
18	Florida State	Jermaine Thomas	Run	1st & 10	62
19	Florida State	D'Vontrey Richardson	Run	2nd & 15	39
20	Florida State	Richardson to Parker	Pass	1st & 10	*39
21	North Carolina	Sexton to Foster	Pass	3rd & 26	25
22	North Carolina	Shaun Draughn	Run	3rd & 3	36
23	North Carolina	Sexton to Nicks	Pass	4th & 2	*31
24	North Carolina	Yates to Nicks	Pass	1st & 10	28
25	Miami	Graig Cooper	Run	2nd & 10	20
26	Miami	Harris to Shields	Pass	1st & 10	23
27	Miami	Marve to Epps	Pass	2nd & 10	30
28	Miami	Marve to Collier	Pass	4th & 13	21
29	Miami	Jacory Harris	Run	2nd & 6	21
30	Miami	Harris to Byrd	Pass	1st & 10	22
31	Miami	Harris to Farquharson	Pass	1st & 10	25
32	Georgia	Stafford to Green	Pass	1st & 10	27
33	Georgia	Stafford to Harris	Pass	1st & 10	31
34	Georgia	Stafford to Moore	Pass	2nd & 4	20
35	Georgia	Stafford to Massaquoi	Pass	2nd & 10	23
36	Georgia	Stafford to Massaquoi	Pass	3rd & 6	*49
37	Georgia	Stafford to Chapas	Pass	1st & 10	26
38	Georgia	Knowshon Moreno	Run	4th & 1	*32
39	Georgia	Stafford to Moreno	Pass	1st & 10	22
40	Georgia	Stafford to Moreno	Pass	2nd & 10	24
41	LSU	Jefferson to LaFell	Pass	1st & 10	20
42	LSU	Jefferson to Dickson	Pass	2nd & 11	*25
43	LSU	Dalfrey to Jones	Pass	4th & 5	21

* Touchdown

POSSESSIONS

Opponent	No.	TD	FG	FGA	Punt	TO	Clock	Downs	3&Out	Pts	PPP
Jacksonville St.	14	6	0	2	1	2	2	1	0	41	2.93
Boston College	13	2	1	3	4	~3	1	0	4	19	1.46
Virginia Tech	11	2	1	1	2	3	2	1	0	17	1.55
Mississippi St.	12	5	1	2	3	0	2	0	1	38	3.17
Duke	11	3	2	2	3	1	0	2	1	27	2.45
Gardner-Webb	15	1	1	1	7	3	2	1	7	10	0.67
Clemson	16	^3	0	1	7	2	2	1	7	21	1.31
Virginia	10	2	1	1	3	3	1	0	1	17	1.70
Florida State	12	4	1	1	3	2	2	0	1	31	2.58
North Carolina	13	1	0	2	4	3	1	2	1	7	0.54
Miami	14	5	2	2	3	1	2	1	1	41	2.93
Georgia	14	6	1	1	4	1	0	2	3	45	3.21
LSU	11	0	1	1	3	3	1	3	3	3	0.27
TOTAL	166	40	12	20	47	27	18	14	30	317	1.91

Opponents	No.	TD	FG	FGA	Punt	TO	Clock	Downs	3&Out	Pts	PPP
Jacksonville St.	13	2	0	0	6	4	0	1	4	14	1.08
Boston College	13	1	3	4	3	3	0	^2	*3	16	1.23
Virginia Tech	10	2	2	2	6	0	0	0	4	20	2.00
Mississippi St.	11	1	0	1	3	4	0	2	1	7	0.64
Duke	12	0	0	0	8	1	2	1	7	0	0.00
Gardner-Webb	14	1	0	1	10	1	0	1	5	7	0.50
Clemson	15	2	1	1	6	6	0	0	8	17	1.13
Virginia	10	3	1	1	1	3	1	1	1	24	2.40
Florida State	11	3	2	2	3	3	0	0	1	28	2.55
North Carolina	13	4	0	0	6	0	1	2	4	28	2.15
Miami	13	3	1	1	5	2	0	2	3	23	1.77
Georgia	15	6	0	0	4	2	2	1	3	42	2.80
LSU	12	5	1	1	4	0	1	1	2	38	3.17
TOTAL	162	33	11	14	65	29	7	13	46	264	1.63

*Includes safety ^Defense scored one touchdown ~Includes fumble on a punt return





Superlatives

TEAM	Georgia Tech High	Georgia Tech Low	Opponent High	Opponent Low
Points	.45 at Georgia (11.29)	3 vs. LSU (12.31)	.42 by Georgia (11.29)	.0 by Duke (10.4)
Points/half	.33 (2nd) at Georgia (11.29)	0, three times	.35 (1st) by LSU (12.31)	.0, five times
Points/quarter	.26 (3rd) at Georgia (11.29)	0, 17 times	.28 (2nd) by LSU (12.31)	.0, 23 times
First downs	.23 vs. Mississippi St. (9.20)	9 vs. Gardner-Webb (10.11)	.24 by Mississippi State (9.20)	.9 by Duke (10.4)
First downs by rushing	.19 vs. Mississippi St. (9.20)	5 vs. Gardner-Webb (10.11)	.13 by Virginia Tech (9.13)	.1 by Gardner-Webb (10.11)
First downs by passing	.8 vs. Duke (10.4)	1 at Georgia (11.29)	.19 by Georgia (11.29)	.3 by North Carolina (11.8)
First downs by penalty	.3 vs. Duke (10.4)	0, seven times	.2, four times	.0, four times
Net yards rushing	.472 vs. Miami (11.20)	.79 vs. Gardner-Webb (10.11)	.199 by Virginia Tech (9.13)	.35 by Duke (10.4)
Rushing attempts	.59 vs. Duke (10.4)	40, two times	.46 by Virginia Tech (9.13)	.20 by Duke (10.4)
Average per rush	.8.4 vs. Miami (11.20)	1.7 vs. Gardner-Webb (10.11)	.5.4 by Florida State (11.1)	.1.7 by Gardner-Webb (10.11)
Rushing touchdowns	.6 vs. Jacksonville State (8.28)	0, two times	.4 by LSU (12.31)	.0, five times
Net yards passing	.230 vs. Duke (10.4)	.19 at Georgia (11.29)	.407 by Georgia (11.29)	.48 by Virginia Tech (9.13)
Pass completions	.10 at North Carolina (11.8)	1 at Georgia (11.29)	.31 by Mississippi State (9.20)	.8 by North Carolina (11.8)
Pass attempts	.25 vs. LSU (12.31)	6, two times	.50 by Mississippi State (9.20)	.15 by Virginia Tech (9.13)
Passes had intercepted	.1, seven times	0, six times	.4 by Clemson (10.18)	.0, three times
Passing touchdowns	.1, five times	0, eight times	.5 by Georgia (11.29)	.0, three times
Total offense	.518 vs. Miami (11.20)	.199 vs. Gardner-Webb (10.11)	.488 by Georgia (11.29)	.132 by Duke (10.4)
Total offensive plays	.77 at North Carolina (11.8)	.51 vs. Florida State (11.1)	.80 by Mississippi State (9.20)	.49 by Duke (10.4)
Average gain per play	.8.2 vs. Miami (11.20)	3.4 vs. Gardner-Webb (10.11)	.7.9 by Georgia (11.29)	.2.7 by Duke (10.4)
Fumbles	.5 vs. Jacksonville State (8.28)	0 at Georgia (11.29)	.5 by Clemson (10.18)	.0 by Virginia Tech (9.13)
Fumbles lost	.3 at Boston College (9.6)	0, two times	.2, four times	.0, six times
Total turnovers	.3, six times	0 vs. Mississippi St. (9.20)	.6 by Clemson (10.18)	.0, three times
Penalties	.8 at Virginia Tech (9.13)	2 vs. Virginia (10.25)	.7, two times	.2 by Boston College (9.6)
Penalty yards	.76 at Boston College (9.6)	15 vs. Virginia (10.25)	.64, two times	.15, two times
Punts	.7 vs. Gardner-Webb (10.11)	1 vs. Jacksonville State (8.28)	.10 by Gardner-Webb (10.11)	.1 by Virginia (10.25)
	.7 at Clemson (10.18)			
Punting average	.51.0 vs. Jacksonville State (8.28)	.30.8 at Georgia (11.29)	.49.0 (1) by Virginia (10.25)	.29.7 by Jacksonville St. (8.28)
Net yards per punt	.45.0 vs. Gardner-Webb (10.11)	.21.3 vs. LSU (12.31)	.40.3 by Florida State (11.1)	.20.0 (1) by Virginia (10.25)
Avg yards punt return	.29.0 vs. Virginia (10.25)	-.0.5 vs. Duke (10.4)	.18.0 (1) by Florida State (11.1)	.0.0, three times
			.18.0 (2) by LSU (12.31)	
Avg yards per KO return	.29.2 vs. Florida State (11.1)	3.5 vs. Jacksonville State (8.28)	.28.5 (4) by Clemson (10.18)	.11.0 by Virginia Tech (9.13)
Interceptions	.4 at Clemson (10.18)	0, three times	.1, seven times	.0, six times
Possession time	.38:46 vs. Duke (10.4)	.25:42 vs. Virginia (10.25)	.34:18 by Virginia (10.25)	.21:14 by Duke (10.4)
Sacks	.6 vs. Gardner-Webb (10.11)	1, three times	.2, five times	.0, two times
Field goals	.2 vs. Duke (10.4)	0, three times	.3 by Boston College (9.6)	.0, six times
	.2 vs. Miami (11.20)			

INDIVIDUAL	Georgia Tech	Opponent
Most rushing attempts	.28, Josh Nesbitt at Virginia Tech (9.13)	.25, Cedric Peerman of Virginia (10.25)
Most net rushing yards	.214, Roddy Jones at Georgia (11.29)	.130, Jermaine Thomas of Florida State (11.1)
Most rushing touchdowns	.2, six times	.3, Charles Scott of LSU (12.31)
Most pass attempts	.24, Josh Nesbitt vs. LSU (12.31)	.39, Marc Verica of Virginia (10.25)
		.39, Matthew Stafford of Georgia (11.29)
Most pass completions	.10, Josh Nesbitt at North Carolina (11.8)	.29, Marc Verica of Virginia (10.25)
Most passes had intercepted	.1, seven times	.2, five times
Most passing yards	.230, Jaybo Shaw vs. Duke (10.4)	.407, Matthew Stafford of Georgia (11.29)
Most touchdowns passing	.1, four times	.5, Matthew Stafford of Georgia (11.29)
Most receptions	.9, Demaryius Thomas vs. Duke (10.4)	.11, Mohamed Massaquoi of Georgia (11.29)
Most yards receiving	.230, Demaryius Thomas vs. Duke (10.4)	.180, Mohamed Massaquoi of Georgia (11.29)
Most touchdown receptions	.1, five times	.3, Mohamed Massaquoi of Georgia (11.29)
Most punts	.7, Scott Blair at Clemson (10.18)	.10, Michael Hanna of Gardner-Webb (10.11)
Highest punting average	.51.0, Scott Blair vs. Jacksonville State (8.28)	.49.0 (1), Jimmy Howell of Virginia (10.25)
Most punt returns	.6, Tyler Melton vs. Gardner-Webb (10.11)	.3, Dobson Collins of Gardner-Webb (10.11)
Most punt return yards	.53, Tyler Melton vs. Gardner-Webb (10.11)	.36, T. Holliday of LSU (12.31)
Most kickoff returns	.4, Roddy Jones at Georgia (11.29)	.6, Maurice Dupree of Jacksonville State (8.28)
		.6, Richard Samuel of Georgia (11.29)
Most kickoff return yards	.98, Roddy Jones at Georgia (11.29)	.117, Maurice Dupree of Jacksonville State (8.28)
Most field goals	.2, Scott Blair vs. Duke (10.4)	.3, Steve Aponavicius of Boston College (9.6)
	.2, Scott Blair vs. Miami (11.20)	
Most field goal attempts	.3, Scott Blair at Boston College (9.6)	.4, Steve Aponavicius of Boston College (9.6)
Most all-purpose yards	.312, Roddy Jones at Georgia (11.29)	.180, Mohamed Massaquoi of Georgia (11.29)
Longest rush	.88 (TD), Jonathan Dwyer vs. Mississippi State (9.20)	.71, Anthony Dixon of Mississippi State (9.20)
Longest pass play	.88 (TD), Shaw to Thomas vs. Duke (10.4)	.49 (TD), Mohamed Massaquoi of Georgia (11.29)
Longest punt return	.29, Roddy Jones vs. Virginia (10.25)	.18, Bert Reed of Florida State (11.1)
		.18, T. Holliday of LSU (12.31)
Longest kickoff return	.52, Jonathan Dwyer at Boston College (9.6)	.64, Michael Ray Garvin of Florida State (11.1)
Longest interception return	.47, Morgan Burnett vs. Jacksonville State (8.28)	.19, Trimaime Goddard of North Carolina (11.8)
Longest field goal	.39, Scott Blair vs. Virginia (10.25)	.53, Colt David of LSU (12.31)
Most solo tackles	.9, Morgan Burnett (three times)	.11, Mark Herzlich of Boston College (9.6)
Most total tackles	.14, Morgan Burnett vs. LSU (12.31)	.15, Brett Warren of Virginia Tech (9.13)
Most sacks	.2.5, Derrick Morgan vs. Gardner-Webb (10.11)	.1.5, Clint Sintim of Virginia (10.25)
Tackles-for-loss	.4.5, Michael Johnson vs. Gardner-Webb (10.11)	.3.0, three times
Forced fumbles	.1, 12 times	.2, Robert Quinn of North Carolina (11.8)
Fumble recoveries	.1, 20 times	.1, 20 times
Interceptions	.2, Morgan Burnett vs. Jacksonville State (8.28)	.1, seven times
	.2, Morgan Burnett at Clemson (10.18)	



Participation

No.	Name	G/GS	JS	BC	VT	MS	DU	GW	CL	VA	FS	NC	MI	GA	LS
98	Anderson, B.	12/-	XXX	XXX	...	XXX	XXX	XXX	XXX	XXX	XXX	XXX	XXX	XXX	XXX
85	Anderson, C.	13/-	XXX	XXX	XXX	XXX	XXX	XXX	XXX	XXX	XXX	XXX	XXX	XXX	XXX
94	Anyabe, E.	13/1	XXX	XXX	XXX	XXX	XXX	XXX	XXX	XXX	XXX	XXX	START	XXX	XXX
12	Barnes, A.	10/4	START	XXX	XXX	XXX	XXX	START	XXX	START	XXX	START	...
39	Barrett, T.	2/-	XXX	XXX
73	Barrick, A.	13/4	XXX	XXX	XXX	XXX	XXX	XXX	XXX	XXX	XXX	START	START	START	START
79	Bedford, S.	2/-	XXX	XXX
47	Blackwood, J.	13/-	XXX	XXX	XXX	XXX	XXX	XXX	XXX	XXX	XXX	XXX	XXX	XXX	XXX
14	Blair, S.	13/-	XXX	XXX	XXX	XXX	XXX	XXX	XXX	XXX	XXX	XXX	XXX	XXX	XXX
18	Booker, C.	8/1	XXX	...	XXX	XXX	XXX	START	XXX	XXX	XXX
57	Bowen, S.	11/-	XXX	XXX	XXX	XXX	XXX	XXX	XXX	XXX	XXX	XXX	XXX
17	Braman, M.	11/-	...	XXX	XXX	XXX	XXX	XXX	XXX	...	XXX	XXX	XXX	XXX	XXX
68	Brannon, D.	1/-	XXX
55	Brown, D.	8/8	START	START	START	START	START	START	START	START
1	Burnett, M.	13/13	START	START	START	START	START	START	START	START	START	START	START	START	START
2	Butler, M.	13/13	START	START	START	START	START	START	START	START	START	START	START	START	START
52	Chambers, T.	8/1	XXX	XXX	XXX	START	XXX	XXX	XXX	...	XXX
7	Clark, T.	13/6	XXX	START	START	START	START	XXX	XXX	XXX	XXX	XXX	XXX	START	START
75	Clayton, N.	11/5	XXX	XXX	XXX	XXX	XXX	XXX	XXX	START	START	START	START
87	Clyburn, R.	10/1	XXX	XXX	START	XXX	XXX	...	XXX	XXX	XXX	XXX	XXX
36	Cox, L.	13/13	START	START	START	START	START	START	START	START	START	START	START	START	START
82	Crosby, K.	1/-	XXX
86	Davis, T.	1/-	XXX
21	Dwyer, J.	13/13	START	START	START	START	START	START	START	START	START	START	START	START	START
16	Dykes, B.	2/-	XXX	...	XXX
15	Earls, C.	9/5	XXX	XXX	XXX	START	START	START	XXX	START	START
46	Edwards, M.	12/-	XXX	XXX	XXX	XXX	XXX	XXX	XXX	XXX	XXX	XXX	XXX	XXX	...
41	Egbuniwe, A.	11/-	XXX	XXX	XXX	XXX	XXX	XXX	XXX	XXX	XXX	XXX	XXX
81	Fisher, Z.	13/-	XXX	XXX	XXX	XXX	XXX	XXX	XXX	XXX	XXX	XXX	XXX	XXX	XXX
65	Folkner, A.	5/-	XXX	XXX	XXX	XXX	XXX
10	Frierson, M.	6/-	XXX	XXX	XXX	XXX	XXX	XXX
64	Gardner, A.	9/9	START	START	START	START	START	START	START	START	START
33	Garside, T.	13/-	XXX	XXX	XXX	XXX	XXX	XXX	XXX	XXX	XXX	XXX	XXX	XXX	XXX
70	Gilbert, J.	13/12	START	START	START	START	START	START	START	START	START	START	START	START	START
54	Griffin, S.	12/11	XXX	START	START	START	START	START	START	START	START	START	START	...	START
97	Hall, R.	13/-	XXX	XXX	XXX	XXX	XXX	XXX	XXX	XXX	XXX	XXX	XXX	XXX	XXX
1A	Henry, J.	2/-	XXX	XXX
72	Hill, J.	11/-	XXX	XXX	XXX	XXX	XXX	XXX	XXX	XXX	XXX	XXX	XXX
71	Howard, C.	13/13	START	START	START	START	START	START	START	START	START	START	START	START	START
59	Jackson, K.	12/10	START	START	START	...	START	START	START	START	START	XXX	START	START	XXX
25	Jasper, D.	13/1	XXX	XXX	XXX	XXX	XXX	XXX	XXX	XXX	START	XXX	XXX	XXX	XXX
51	Jefferson, B.	9/3	START	XXX	XXX	XXX	XXX	START	XXX	XXX	START
93	Johnson, M.	13/13	START	START	START	START	START	START	START	START	START	START	START	START	START
20	Jones, R.	13/13	START	START	START	START	START	START	START	START	START	START	START	START	START
38	Kelly, G.	6/-	XXX	XXX	XXX	XXX	XXX	XXX
74	Krish, Z.	4/-	XXX	XXX	XXX	XXX
78	Lentz, J.	1/-	XXX
30	Liipfert, J.	13/-	XXX	XXX	XXX	XXX	XXX	XXX	XXX	XXX	XXX	XXX	XXX	XXX	XXX
27	Malone, J.	4/-	XXX	XXX	XXX	XXX
84	Melton, T.	10/7	START	START	START	START	START	START	START	XXX	XXX	XXX
91	Morgan, D.	13/13	START	START	START	START	START	START	START	START	START	START	START	START	START
9	Nesbitt, J.	11/11	START	START	START	START	START	START	START	START	START	START	START
24	Peeples, E.	8/-	XXX	XXX	XXX	XXX	XXX	XXX	XXX	XXX
92	Peters, J.	9/-	XXX	XXX	...	XXX	XXX	XXX	XXX	XXX	...	XXX	XXX
35	Peterson, M.	12/-	XXX	XXX	XXX	XXX	XXX	...	XXX	XXX	XXX	XXX	XXX	XXX	XXX
67	Powers, S.	1/-	XXX
5A	Ray, M.	1/-	XXX
26	Reese, D.	12/11	START	START	START	START	START	START	START	START	...	START	START	XXX	START
89	Reese, P.	2/-	XXX	XXX
28	Reid, R.	13/8	XXX	XXX	XXX	XXX	XXX	START	START	START	START	START	START	START	START
95	Richard, D.	13/13	START	START	START	START	START	START	START	START	START	START	START	START	START
44	Rocker, A.	11/-	XXX	XXX	XXX	XXX	XXX	XXX	XXX	XXX	XXX	XXX	XXX
60	Sellers, B.	9/-	XXX	...	XXX	...	XXX	XXX	XXX	XXX	XXX	XXX	XXX
11	Shaw, J.	7/1	XXX	XXX	START	XXX	XXX	XXX	XXX	...
83	Smith, A.	6/1	XXX	XXX	XXX	START	XXX	XXX
53	Smith, A.J.	10/1	XXX	XXX	...	XXX	START	XXX	XXX	XXX	XXX	XXX	XXX
5	Smith, G.	10/-	XXX	XXX	XXX	XXX	XXX	XXX	XXX	XXX	XXX	XXX
66	Snider, L.	1/-	XXX
34	Sylvester, S.	12/-	...	XXX	XXX	XXX	XXX	XXX	XXX	XXX	XXX	XXX	XXX	XXX	XXX
22	Taylor, C.	13/3	XXX	XXX	XXX	XXX	XXX	XXX	XXX	XXX	START	XXX	START	START	XXX
8	Thomas, D.	12/12	START	START	...	START	START	START	START	START	START	START	START	START	START
56	Tongo, O.	4/-	XXX	XXX	...	XXX	...	XXX
77	Voss, D.	13/13	START	START	START	START	START	START	START	START	START	START	START	START	START
43	Walker, A.	4/-	XXX	XXX	XXX	XXX
99	Walker, V.	12/12	START	START	START	START	START	START	START	START	START	START	...	START	START
49	Walls, La.	4/-	XXX	XXX	XXX	XXX
96	Walls, Lo.	3/-	XXX	XXX	XXX
50	White, B.	13/-	XXX	XXX	XXX	XXX	XXX	XXX	XXX	XXX	XXX	XXX	XXX	XXX	XXX
6	White, W.	3/-	XXX	XXX	XXX
32	Word-Daniels, J	7/7	START	START	START	START	START	START	START
3	Wright, M.	7/-	XXX	...	XXX	XXX	XXX	XXX	XXX	XXX
31	Yahiaoui, M.	3/-	XXX	XXX	XXX
78	Yandell, C.	4/-	XXX	XXX	XXX	XXX



130 ■ 2009 GEORGIA TECH FOOTBALL FULL STEAM AHEAD



2008 GAME SUMMARIES

Georgia Tech 41 Jacksonville State 14

Aug. 28, 2008 ■ Atlanta, Ga. ■ 45,706

Score by Quarters	1	2	3	4	Score
Jacksonville State	0	0	7	7	14
Georgia Tech	14	13	7	7	41

Team	Qtr	Time	Scoring play	JSU-GT
GT	1	05:45	Dwyer, 21 run (Blair kick)	0-7
GT	1	02:30	Nesbitt 2 run (Blair kick)	0-14
GT	2	13:08	Nesbitt 1 run (Blair kick)	0-21
GT	2	02:32	Dwyer 29 run (kick failed)	0-27
JSU	3	12:53	Dupree 5 pass from Perrilloux (Hallford kick)	7-27
GT	3	10:36	Jones 49 run (Blair kick)	7-34
GT	4	11:50	Shaw 2 run (Blair kick)	7-41
JSU	4	00:37	Dupree 16 pass from Perrilloux (Hallford kick)	14-41

Team Statistics	JSU	GT
FIRST DOWNS	15	19
Rushing	8	13
Passing	6	6
Penalty	1	0
NET YARDS RUSHING	122	349
Rushing Attempts	31	46
Average Per Rush	3.9	7.6
Rushing Touchdowns	0	6
NET YARDS PASSING	136	135
Completions-Attempts-Int	22-37-2	8-15-0
Average Per Attempt	3.7	9.0
Average Per Completion	6.2	16.9
Passing Touchdowns	2	0
TOTAL OFFENSE YARDS	258	484
Total offense plays	68	61
Average Gain Per Play	3.8	7.9
Fumbles: Number-Lost	3-2	5-2
Penalties: Number-Yards	4-40	6-70
PUNTS-YARDS	6-178	1-51
Average Yards Per Punt	29.7	51.0
Net Yards Per Punt	29.7	31.0
Inside 20	0	0
KICKOFFS-YARDS	3-120	7-433
Average Yards Per Kickoff	40.0	61.9
Net Yards Per Kickoff	37.7	43.6
Touchbacks	0	0
Punt returns: Number-Yards-TD	0-0-0	0-0-0
Average Per Return	0.0	0.0
Kickoff returns: Number-Yds-TD	7-128-0	2-7-0
Average Per Return	18.3	3.5
Interceptions: Number-Yds-TD	0-0-0	2-47-0
Fumble Returns: Number-Yds-TD	0-0-0	0-0-0
Miscellaneous Yards	0	0
Possession Time	30:17	29:40
Third-Down Conversions	8 of 15	6 of 12
Fourth-Down Conversions	0 of 1	1 of 2
Red-Zone Scores-Chances	2-3	3-5
Sacks By: Number-Yards	2-5	4-24
PAT Kicks	2-2	5-6
Field Goals	0-0	0-2

Rushing

JSU: Perrilloux 18-67; Jackson 5-29; Dupree 2-13
GT: Dwyer 11-112, 2 TD; Jones 3-61, 1 TD; Nesbitt 11-60, 2 TD

Passing

JSU: Perrilloux 37-22-2, 136 yds, 2 TD
GT: Nesbitt 12-5-0, 87 yds; Shaw 3-3-0, 48 yds

Receiving

JSU: Dupree 9-32, 2 TD; Jackson 4-17; Whiddon 3-29
GT: Jones 2-50; G. Smith 2-37; Cox 1-29

Georgia Tech 19 Boston College 16

Sept. 6, 2008 ■ Chestnut Hill, Mass. ■ 40,106

Score by Quarters	1	2	3	4	Score
Georgia Tech	7	0	3	9	19
Boston College	3	6	7	0	16

Team	Qtr	Time	Scoring play	GT-BC
BC	1	09:07	Aponavicius 36 field goal	0-3
GT	1	03:46	Nesbitt 1 run (Blair kick)	7-3
BC	2	11:54	Aponavicius 34 field goal	7-6
BC	2	06:18	Aponavicius 26 field goal	7-9
GT	3	09:57	Blair 27 field goal	10-9
BC	3	03:03	Momah I 7 pass from Crane (Aponavicius kick)	10-16
GT	4	10:24	Team safety	12-16
GT	4	08:26	Dwyer 43 run (Blair kick)	19-16

Team Statistics	GT	BC
FIRST DOWNS	12	18
Rushing	8	9
Passing	4	7
Penalty	0	2
NET YARDS RUSHING	162	120
Rushing Attempts	40	41
Average Per Rush	4.1	2.9
Rushing Touchdowns	2	0
NET YARDS PASSING	73	142
Completions-Attempts-Int	6-13-0	18-36-2
Average Per Attempt	5.6	3.9
Average Per Completion	12.2	7.9
Passing Touchdowns	0	1
TOTAL OFFENSE YARDS	235	262
Total offense plays	53	77
Average Gain Per Play	4.4	3.4
Fumbles: Number-Lost	3-3	3-1
Penalties: Number-Yards	4-45	2-16
PUNTS-YARDS	4-170	3-115
Average Yards Per Punt	42.5	38.3
Net Yards Per Punt	41.2	24.0
Inside 20	1	0
KICKOFFS-YARDS	4-254	6-392
Average Yards Per Kickoff	63.5	65.3
Net Yards Per Kickoff	51.8	39.7
Touchbacks	0	0
Punt returns: Number-Yards-TD	2-23-0	1-5-0
Average Per Return	11.5	5.0
Kickoff returns: Number-Yds-TD	6-154-0	3-47-0
Average Per Return	25.7	15.7
Interceptions: Number-Yds-TD	2-14-0	0-0-0
Fumble Returns: Number-Yds-TD	0-0-0	0-0-0
Miscellaneous Yards	0	0
Possession Time	26:12	33:48
Third-Down Conversions	3 of 12	8 of 19
Fourth-Down Conversions	1 of 1	1 of 2
Red-Zone Scores-Chances	2-3	4-5
Sacks By: Number-Yards	3-15	2-16
PAT Kicks	2-2	1-1
Field Goals	1-3	3-4

Rushing

GT: Dwyer 18-108, 1 TD; Nesbitt 15-50, 1 TD; Jones 3-7
BC: Haden 8-35; J. Smith 10-25; McCluskey 5-23

Passing

GT: Nesbitt 13-6-0, 73 yds
BC: Crane 35-18-2, 142 yds, 1 TD; Flutie 1-0-0, 0 yds

Receiving

GT: Thomas 4-56; Melton 2-17
BC: Purvis 3-38; J. Smith 3-30; Momah 3-18, 1 TD

Virginia Tech 20 Georgia Tech 17

Sept. 13, 2008 ■ Blacksburg, Va. ■ 66,233

Score by Quarters	1	2	3	4	Score
Georgia Tech	3	6	0	8	17
Virginia Tech	0	14	0	6	20

Team	Qtr	Time	Scoring play	GT-VT
GT	1	04:35	Blair, S. 32 field goal	3-0
VT	2	13:01	Evans, D 8 run (Keys kick)	3-7
GT	2	03:44	Jones. 41 pass from Nesbitt	9-7
VT	2	00:10	Taylor, T 2 run (Keys kick)	9-14
VT	4	13:58	Keys, D 25 yd field goal	9-17
GT	4	09:28	Nesbitt 18 yd run (Cox pass from Nesbitt)	17-17
VT	4	04:37	Keys, D 21 yd field goal	17-20

Team Statistics	GT	VT
FIRST DOWNS	19	17
Rushing	15	13
Passing	4	2
Penalty	0	2
NET YARDS RUSHING	278	199
Rushing Attempts	50	46
Average Per Rush	5.6	4.3
Rushing Touchdowns	1	2
NET YARDS PASSING	109	48
Completions-Attempts-Int	5-9-1	9-15-0
Average Per Attempt	12.1	3.2
Average Per Completion	21.8	5.3
Passing Touchdowns	1	0
TOTAL OFFENSE YARDS	387	247
Total offense plays	59	61
Average Gain Per Play	6.6	4.0
Fumbles: Number-Lost	3-2	0-0
Penalties: Number-Yards	8-61	3-15
PUNTS-YARDS	2-95	6-233
Average Yards Per Punt	47.5	38.8
Net Yards Per Punt	27.5	37.5
Inside 20	0	1
KICKOFFS-YARDS	4-260	5-326
Average Yards Per Kickoff	65.0	65.2
Net Yards Per Kickoff	49.5	51.6
Touchbacks	2	2
Punt returns: Number-Yards-TD	2-8-0	0-0-0
Average Per Return	4.0	0.0
Kickoff returns: Number-Yds-TD	2-28-0	2-22-0
Average Per Return	14.0	11.0
Interceptions: Number-Yds-TD	0-0-0	1-10-0
Fumble Returns: Number-Yds-TD	0-0-0	0-0-0
Miscellaneous Yards	0	0
Possession Time	29:58	30:02
Third-Down Conversions	6 of 10	6 of 15
Fourth-Down Conversions	0 of 1	0 of 0
Red-Zone Scores-Chances	2-2	4-4
Sacks By: Number-Yards	1-13	1-2
PAT Kicks	0-1	2-2
Field Goals	1-1	2-2

Rushing

GT: Nesbitt 28-151, 1 TD; Cox 5-63; Dwyer 10-28; Jones 4-28
VT: Evans 19-94, 1 TD; Taylor 15-74, 1 TD; Pickle 4-18

Passing

GT: Nesbitt 8-5-1, 109 yds, 1 TD
VT: Taylor 14-9-0, 48

Receiving

GT: Fisher 2-37; Melton 2-31; Jones 1-41, 1 TD
VT: Roberts 2-18; Coale 2-15; Boone 2-13



2008 GAME SUMMARIES



2009 GEORGIA TECH FOOTBALL ■ 131

FULL STEAM AHEAD



Georgia Tech 38

Mississippi State 7

Sept. 20, 2008 ■ Atlanta, Ga. ■ 48,402

Score by Quarters	1	2	3	4	Score
Mississippi State	0	0	0	7	7
Georgia Tech	14	7	10	7	38

Team	Qtr	Time	Scoring play	MS-GT
GT	1	09:55	Peeples 7 run (Blair kick)	0-7
GT	1	06:06	Thomas 20 pass from Shaw (Blair kick)	0-14
GT	2	07:55	Shaw 25 run (Blair kick)	0-21
GT	3	11:27	Dwyer 88 run (Blair kick)	0-28
GT	3	07:05	Blair 29 field goal	0-31
GT	4	10:48	Smith, G. 45 run (Blair kick)	0-38
MS	4	08:09	Elliott 6 run (Carlson kick)	7-38

Team Statistics	MS	GT
FIRST DOWNS	24	23
Rushing	7	19
Passing	16	2
Penalty	1	2
NET YARDS RUSHING	108	438
Rushing Attempts	30	54
Average Per Rush	3.6	8.1
Rushing Touchdowns	1	4
NET YARDS PASSING	299	62
Completions-Attempts-Int	31-50-2	4-9-0
Average Per Attempt	6.0	6.9
Average Per Completion	9.6	15.5
Passing Touchdowns	0	1
TOTAL OFFENSE YARDS	407	500
Total offense plays	80	63
Average Gain Per Play	5.1	7.9
Fumbles: Number-Lost	2-2	3-0
Penalties: Number-Yards	7-64	6-69
PUNTS-YARDS	3-99	3-105
Average Yards Per Punt	33.0	35.0
Net Yards Per Punt	33.0	25.0
Inside 20	1	1
KICKOFFS-YARDS	2-107	7-429
Average Yards Per Kickoff	53.5	61.3
Net Yards Per Kickoff	41.5	40.6
Touchbacks	0	2
Punt returns: Number-Yards-TD	1-100-0	0-0-0
Average Per Return	10.0	0.0
Kickoff returns: Number-Yds-TD	4-105-0	2-24-0
Average Per Return	26.2	12.0
Interceptions: Number-Yds-TD	0-0-0	2-9-0
Fumble Returns: Number-Yds-TD	0-0-0	0-0-0
Miscellaneous Yards	0	0
Possession Time	29:56	30:04
Third-Down Conversions	6 of 15	5 of 11
Fourth-Down Conversions	1 of 4	1 of 1
Red-Zone Scores-Chances	1-5	3-4
Sacks By: Number-Yards	1-1	3-22
PAT Kicks	1-1	5-5
Field Goals	0-1	1-2

Rushing

GT: Dwyer 9-141, 1 TD; G Smith 3-62, 1TD; Shaw 9-61, 1 TD; Peeples 6-56 1 TD
MS: Dixon 13-94; Elliott 9-36, 1 TD

Passing

GT: Shaw 7-3-0, 43 yds, 1 TD; Booker 2-1-0, 19 yds
MS: Lee 27-17-0, 179 yds; Carroll 22-14-2, 120 yds

Receiving

GT: Thomas 2-23, 1 TD; Dwyer 1-20; Clyburn 1-19
MS: McRae 10-102; Bell 7-46; Smith 4-58; Elliott 3-34; Ducre 2-38



Jason Peters had two sacks vs. Mississippi State.



Dominique Reese and the defense held Duke scoreless.



Josh Nesbitt rushed for 151 yards at Virginia Tech.

Georgia Tech 27

Duke 0

Oct. 4, 2008 ■ Atlanta, Ga. ■ 46,104

Score by Quarters	1	2	3	4	Score
Duke	0	0	0	0	0
Georgia Tech	0	3	7	17	27

Team	Qtr	Time	Scoring play	Duke-GT
GT	2	5:29	Blair 20 field goal	0-3
GT	3	3:59	Jones 4 run (Blair kick)	0-10
GT	4	14:56	Shaw 2 run (Blair kick)	0-17
GT	4	9:11	Thomas 88 pass from Shaw (Blair kick)	0-24
GT	4	0:54	Blair 26 field goal	0-27

Team Statistics	Duke	GT
FIRST DOWNS	9	21
Rushing	3	10
Passing	6	8
Penalty	0	3
NET YARDS RUSHING	35	224
Rushing Attempts	20	59
Average Per Rush	1.8	3.8
Rushing Touchdowns	0	2
NET YARDS PASSING	97	230
Completions-Attempts-Int	15-29-1	9-14-0
Average Per Attempt	3.3	16.4
Average Per Completion	6.5	25.6
Passing Touchdowns	0	1
TOTAL OFFENSE YARDS	132	454
Total offense plays	49	73
Average Gain Per Play	2.7	6.2
Fumbles: Number-Lost	1-0	4-1
Penalties: Number-Yards	3-45	5-40
PUNTS-YARDS	8-314	3-115
Average Yards Per Punt	39.2	38.3
Net Yards Per Punt	39.5	33.3
Inside 20	2	0
KICKOFFS-YARDS	1-67	6-398
Average Yards Per Kickoff	67.0	66.3
Net Yards Per Kickoff	50.0	46.7
Touchbacks	0	0
Punt returns: Number-Yards-TD	1-15-0	4-2-0
Average Per Return	15.0	0.5
Kickoff returns: Number-Yds-TD	6-118-0	1-17-0
Average Per Return	19.7	17.0
Interceptions: Number-Yds-TD	0-0-0	1-30-0
Fumble Returns: Number-Yds-TD	0-0-0	0-0-0
Miscellaneous Yards	0	0
Possession Time	21:14	38:46
Third-Down Conversions	2 of 12	6 of 15
Fourth-Down Conversions	0 of 1	1 of 3
Red-Zone Scores-Chances	0-1	4-5
Sacks By: Number-Yards	1-7	2-14
PAT Kicks	0-0	3-3
Field Goals	0-0	2-2

Rushing

GT: Dwyer 23-159; Jones 10-26, 1 TD; Smith 3-14; Shaw 18-13, 1 TD
DU: Harris 5-22; Hollingsworth 6-12; Jackson 4-11

Passing

GT: Shaw 9-13-0, 230 yds, 1 TD
DU: Lewis 15-28-1, 97 yds

Receiving

GT: Thomas 9-230, 1 TD
DU: Riley 5-20; Williams 2-25; Harris 2-12; Hollingsworth 2-9; Kelly 1-20

**Georgia Tech
Gardner-Webb****10
7**

Oct. 11, 2008 ■ Atlanta, Ga. ■ 41,929

Score by Quarters	1	2	3	4	Score
Gardner-Webb	0	0	7	0	7
Georgia Tech	0	10	0	0	10

Team	Qtr	Time	Scoring play	GW-GT
GT	2	11:24	Dwyer 79 pass from Booker (Blair kick)	0-7
GT	2	4:25	Blair 29 field goal	0-10
GWU	3	7:45	Jackson 8 run (Gates kick)	7-10

Team Statistics	G-W	GT
FIRST DOWNS	14	9
Rushing	1	5
Passing	11	3
Penalty	2	1
NET YARDS RUSHING	74	47
Rushing Attempts	44	79
Average Per Rush	1.7	1.7
Rushing Touchdowns	1	0
NET YARDS PASSING	153	120
Completions-Attempts-Int.	14-24-1	3-11-1
Average Per Attempt	6.4	10.9
Average Per Completion	10.9	40.0
Passing Touchdowns	0	1
TOTAL OFFENSE YARDS	227	199
Total offense plays	68	58
Average Gain Per Play	3.3	3.4
Fumbles: Number-Lost	1-0	3-2
Penalties: Number-Yards	6-50	6-48
PUNTS-YARDS	10-458	7-331
Average Yards Per Punt	45.8	47.3
Net Yards Per Punt	36.5	45.0
Inside 20	3	2
KICKOFFS-YARDS	2-118	3-195
Average Yards Per Kickoff	59.0	65.0
Net Yards Per Kickoff	41.0	53.7
Touchbacks	0	0
Punt returns: Number-Yards-TD	3-16-0	6-53-0
Average Per Return	5.3	8.8
Kickoff returns: Number-Yds-TD	2-34-0	2-36-0
Average Per Return	17.0	18.0
Interceptions: Number-Yds-TD	1-0-0	1-0-0
Fumble Returns: Number-Yds-TD	0-0-0	0-0-0
Miscellaneous Yards	0	0
Possession Time	32:37	27:23
Third-Down Conversions	5 of 18	4 of 14
Fourth-Down Conversions	0 of 1	1 of 2
Red-Zone Scores-Chances	1-1	1-1
Sacks By: Number-Yards	2-11	6-49
PAT Kicks	1-1	1-1
Field Goals	0-1	1-1

Rushing

GT: Booker 19-35; Dwyer 16-27; Jones 2-15
 GW: Peoples 17-53; Jackson 4-27, 1 TD; Montgomery 11-27

Passing

GT: Booker 3-11-1, 120 yds, 1 TD
 GW: Campbell 10-13-0, 116 yds; Doolittle 4-9-1, 37 yds

Receiving

GT: Thomas 2-41; Dwyer 1-79, 1 TD
 GW: Collins 7-97; Perry III 3-23; Patmon 1-26

**Georgia Tech
Clemson****21
17**

Oct. 18, 2008 ■ Clemson, S.C. ■ 81,500

Score by Quarters	1	2	3	4	Score
Georgia Tech	7	7	0	7	21
Clemson	0	3	14	0	17

Team	Qtr	Time	Scoring play	GT-CU
GT	1	6:37	Reese 34 INT return (Blair kick)	7-0
CU	2	4:49	Buchholz 40 field goal	7-3
GT	2	0:30	Nesbitt 5 run (Blair kick)	14-3
CU	3	9:17	Kelly 32 pass from Harper (Buchholz kick)	14-10
CU	3	2:16	Kelly 31 pass from Harper (Buchholz kick)	14-17
GT	4	5:22	Thomas 24 pass from Nesbitt (Blair kick)	21-17

Team Statistics	GT	Clem
FIRST DOWNS	12	12
Rushing	8	2
Passing	3	9
Penalty	1	1
NET YARDS RUSHING	207	51
Rushing Attempts	52	24
Average Per Rush	4.0	2.1
Rushing Touchdowns	1	0
NET YARDS PASSING	91	198
Completions-Attempts-Int.	5-12-0	19-32-4
Average Per Attempt	7.6	6.2
Average Per Completion	18.2	10.4
Passing Touchdowns	1	2
TOTAL OFFENSE YARDS	298	249
Total offense plays	64	56
Average Gain Per Play	4.7	4.4
Fumbles: Number-Lost	3-2	5-2
Penalties: Number-Yards	6-45	4-36
PUNTS-YARDS	7-272	6-224
Average Yards Per Punt	38.9	37.3
Net Yards Per Punt	35.7	34.7
Inside 20	4	0
KICKOFFS-YARDS	4-252	4-260
Average Yards Per Kickoff	63.0	65.0
Net Yards Per Kickoff	34.5	50.0
Touchbacks	0	0
Punt returns: Number-Yards-TD	2-16-0	2-2-0
Average Per Return	8.0	1.0
Kickoff returns: Number-Yds-TD	4-60-0	4-114-0
Average Per Return	15.0	28.5
Interceptions: Number-Yds-TD	4-36-1	0-0-0
Fumble Returns: Number-Yds-TD	0-0-0	0-0-0
Miscellaneous Yards	0	0
Possession Time	34:53	25:07
Third-Down Conversions	6 of 16	3 of 12
Fourth-Down Conversions	0 of 1	0 of 1
Red-Zone Scores-Chances	1-1	1-1
Sacks By: Number-Yards	1-6	1-9
PAT Kicks	3-3	2-2
Field Goals	0-1	1-1

Rushing

GT: Dwyer 21-109; Nesbitt 26-77, 1 TD
 CU: Davis 8-26; J. Harper 10-26

Passing

GT: Nesbitt 5-12-0, 91 yds, 1 TD
 CU: Harper 15-25-2, 170 yds, 2 TD; Korn 4-6-1, 28 yds

Receiving

GT: Thomas 4-56, 1 TD; Jones 1-35
 CU: Kelly 7-122, 2 TD; Davis 5-27; Grisham 2-23; Ford 2-14

**Virginia
Georgia Tech****24
17**

#21/21 Oct. 25, 2008 ■ Atlanta, Ga. ■ 47,416

Score by Quarters	1	2	3	4	Score
Virginia	3	7	7	7	24
Georgia Tech	14	0	0	3	17

Team	Qtr	Time	Scoring play	VA-GT
VA	1	10:56	Reyerer 25 field goal	3-0
GT	1	5:35	Nesbitt 1 run (Blair kick)	3-7
GT	1	1:24	Dwyer 3 run (Blair kick)	3-14
VA	2	11:17	Ogletree 14 pass from Verica (Reyerer kick)	10-14
VA	3	10:22	Covington 34 pass from Verica (Reyerer kick)	17-14
GT	4	7:34	Blair 39 field goal	17-17
VA	4	3:29	Peerman 3 run (Reyerer kick)	24-17

Team Statistics	VA	GT
FIRST DOWNS	23	17
Rushing	8	13
Passing	15	4
Penalty	0	0
NET YARDS RUSHING	126	156
Rushing Attempts	36	41
Average Per Rush	3.5	3.8
Rushing Touchdowns	1	2
NET YARDS PASSING	270	103
Completions-Attempts-Int.	29-39-2	7-15-1
Average Per Attempt	6.9	6.9
Average Per Completion	9.3	14.7
Passing Touchdowns	2	0
TOTAL OFFENSE YARDS	396	259
Total offense plays	75	56
Average Gain Per Play	5.3	4.6
Fumbles: Number-Lost	1-1	2-2
Penalties: Number-Yards	6-40	2-15
PUNTS-YARDS	1-49	3-130
Average Yards Per Punt	49.0	43.3
Net Yards Per Punt	20.0	38.0
Inside 20	0	0
KICKOFFS-YARDS	5-318	4-253
Average Yards Per Kickoff	63.6	63.2
Net Yards Per Kickoff	44.4	47.5
Touchbacks	0	0
Punt returns: Number-Yards-TD	2-16-0	1-29-0
Average Per Return	8.0	29.0
Kickoff returns: Number-Yds-TD	3-63-0	5-96-0
Average Per Return	21.0	19.2
Interceptions: Number-Yds-TD	1-0-0	2-13-0
Fumble Returns: Number-Yds-TD	0-0-0	1-3-0
Miscellaneous Yards	0	0
Possession Time	34:18	25:42
Third-Down Conversions	11 of 18	4 of 10
Fourth-Down Conversions	1 of 2	2 of 2
Red-Zone Scores-Chances	3-3	3-4
Sacks By: Number-Yards	4-36	1-14
PAT Kicks	3-3	2-2
Field Goals	1-1	1-1

Rushing

VA: Peerman 25-118, 1 TD; Simpson 5-24
 GT: Jones 11-75; Dwyer 17-70, 1 TD; Nesbitt 12-40, 1 TD

Passing

VA: Verica 29-39-2, 270 yds, 2 TD
 GT: Nesbitt 7-15-1, 103 yds

Receiving

VA: Covington 5-76, 1 TD; Peerman 5-55; Phillips 5-29; Simpson 4-31; Jackson 4-26; Ogletree 2-19, 1 TD
 GT: Thomas 5-88; Dwyer 1-9

2008 GAME SUMMARIES



2009 GEORGIA TECH FOOTBALL ■ 133

FULL STEAM AHEAD

**Georgia Tech 31****#16/16 Florida State 28**

Nov. 1, 2008 ■ Atlanta, Ga. ■ 53,528

Score by Quarters	1	2	3	4	Score
Florida State	10	10	0	8	28
Georgia Tech	3	21	7	0	31

Team	Qtr	Time	Scoring play	FS-GT
FS	1	8:31	Ponder 3 run (Gano kick)	7-0
GT	1	6:34	Blair 31 field goal	7-3
FS	1	2:54	Gano 29 field goal	10-3
GT	2	13:43	Cox 1 run (Blair kick)	10-10
GT	2	10:43	Dwyer 36 run (Blair kick)	10-17
GT	2	9:30	Smith, G. 3 run (Blair kick)	10-24
FS	2	8:05	Halloway 4 pass from Ponder (Gano kick)	17-24
FS	2	0:45	Gano 45 field goal	20-24
GT	3	13:42	Dwyer 66 run (Blair kick)	20-31
FS	4	6:04	Parker 39 pass from Richardson (Carr pass from Ponder)	28-31

Team Statistics	FS	GT
FIRST DOWNS	18	14
Rushing	9	11
Passing	8	3
Penalty	1	0
NET YARDS RUSHING	196	288
Rushing Attempts	36	45
Average Per Rush	5.4	6.4
Rushing Touchdowns	1	4
NET YARDS PASSING	188	55
Completions-Attempts-Int	17-29-1	4-6-1
Average Per Attempt	6.5	9.2
Average Per Completion	11.1	13.8
Passing Touchdowns	2	0
TOTAL OFFENSE YARDS	384	343
Total offense plays	65	51
Average Gain Per Play	5.9	6.7
Fumbles: Number-Lost	2-2	1-1
Penalties: Number-Yards	4-22	4-22
PUNTS-YARDS	3-121	3-108
Average Yards Per Punt	40.3	36.0
Net Yards Per Punt	40.3	30.0
Inside 20	1	2
KICKOFFS-YARDS	6-399	6-368
Average Yards Per Kickoff	66.5	61.3
Net Yards Per Kickoff	40.3	35.0
Touchbacks	2	0
Punt returns: Number-Yards-TD	1-18-0	0-0-0
Average Per Return	18.0	0.0
Kickoff returns: Number-Yds-TD	6-158-0	4-117-0
Average Per Return	26.3	29.2
Interceptions: Number-Yds-TD	1-0-0	1-28-0
Fumble Returns: Number-Yds-TD	0-0-0	0-0-0
Miscellaneous Yards	0	0
Possession Time	33:13	26:47
Third-Down Conversions	5 of 13	3 of 9
Fourth-Down Conversions	2 of 2	1 of 1
Red-Zone Scores-Chances	3-4	3-3
Sacks By: Number-Yards	0-0	5-32
PAT Kicks	2-2	4-4
Field Goals	2-2	1-1

Rushing

FS: Thomas 9-130; Richardson 4-41; Smith 9-35
 GT: Dwyer 13-145, 2 TD; Nesbitt 14-61; Jones 4-39

Passing

FS: Ponder 16-27-1, 149 yds, 1 TD; Richardson 1-2-0, 39 yds, 1 TD
 GT: Nesbitt 4-5-0, 55 yds

Receiving

FS: Parker 5-77, 1 TD; Carr 5-68; Reed 3-18
 GT: Thomas 2-21; Dwyer 1-30

#19/19 North Carolina 28**#22/20 Georgia Tech 7**

Nov. 8, 2008 ■ Chapel Hill, N.C. ■ 59,000

Score by Quarters	1	2	3	4	Score
Georgia Tech	0	0	0	7	7
North Carolina	7	0	0	21	28

Team	Qtr	Time	Scoring play	GT-NC
NC	1	11:36	Pianalto 8 pass from Sexton (Barth, C. kick)	0-7
NC	4	13:57	Houston 2 run (Barth kick)	0-14
NC	4	10:49	Houston 3 run (Barth kick)	0-21
GT	4	6:00	Dwyer 85 run (Blair kick)	7-21
NC	4	4:11	Nicks 31 pass from Sexton (Barth kick)	7-28

Team Statistics	GT	NC
FIRST DOWNS	20	13
Rushing	13	10
Passing	7	3
Penalty	0	0
NET YARDS RUSHING	326	186
Rushing Attempts	54	42
Average Per Rush	6.0	4.4
Rushing Touchdowns	1	2
NET YARDS PASSING	97	128
Completions-Attempts-Int	10-23-1	8-19-0
Average Per Attempt	4.2	6.7
Average Per Completion	9.7	16.0
Passing Touchdowns	0	2
TOTAL OFFENSE YARDS	423	314
Total offense plays	77	61
Average Gain Per Play	5.5	5.1
Fumbles: Number-Lost	4-2	2-0
Penalties: Number-Yards	4-40	3-15
PUNTS-YARDS	4-137	6-274
Average Yards Per Punt	34.2	45.7
Net Yards Per Punt	26.2	38.7
Inside 20	0	3
KICKOFFS-YARDS	1-64	5-297
Average Yards Per Kickoff	64.0	59.4
Net Yards Per Kickoff	32.0	41.2
Touchbacks	0	0
Punt returns: Number-Yards-TD	5-22-0	1-12-0
Average Per Return	4.4	12.0
Kickoff returns: Number-Yds-TD	4-91-0	2-32-0
Average Per Return	22.8	16.0
Interceptions: Number-Yds-TD	0-0-0	1-19-0
Fumble Returns: Number-Yds-TD	0-0-0	0-0-0
Miscellaneous Yards	0	0
Possession Time	31:50	28:10
Third-Down Conversions	6 of 14	4 of 14
Fourth-Down Conversions	0 of 2	2 of 4
Red-Zone Scores-Chances	0-0	3-3
Sacks By: Number-Yards	2-23	2-10
PAT Kicks	1-1	4-4
Field Goals	0-2	0-0

Rushing

GT: Dwyer 22-157, 1 TD; Nesbitt 15-62; Jones 6-56; Shaw 8-21
 NC: Draughn 17-90; Houston 13-74, 2 TD

Passing

GT: Nesbitt 10-22-1 97 yds
 NC: Sexton 7-16-0 100 yds, 2 TD; Yates 1-3-0 28 yds

Receiving

GT: Thomas 4-35; Earls 3-34; Jones 2-20
 NC: Nicks 3-72, 1 TD; Foster 2-30; Draughn 2-18; Pianalto 1-8, 1 TD

Georgia Tech 41**#23/rv Miami 23**

Nov. 20, 2008 ■ Atlanta, Ga. ■ 49,335

Score by Quarters	1	2	3	4	Score
Miami	0	3	7	13	23
Georgia Tech	3	21	17	0	41

Team	Qtr	Time	Scoring play	MI-GT
GT	1	5:53	Blair 21 field goal	0-3
GT	2	13:28	Johnson, M. 26 INT return (Blair kick)	0-10
UM	2	6:19	Bosher 24 field goal	3-10
GT	2	6:01	Dwyer 58 run (Blair kick)	3-17
GT	2	1:59	Dwyer 6 run (Blair kick)	3-24
GT	3	10:10	Blair 30 field goal	3-27
UM	3	7:46	Epps 18 pass from Marve (Bosher kick)	10-27
GT	3	4:08	Nesbitt 1 run (Blair kick)	10-34
GT	3	2:07	Cox 32 run (Blair kick)	10-41
UM	4	10:22	Hankerson 13 pass from Harris (pass failed)	16-41
UM	4	1:18	Farquharson 25 pass from Harris (Bosher kick)	23-41

Team Statistics	Miami	GT
FIRST DOWNS	20	18
Rushing	6	16
Passing	13	2
Penalty	1	0
NET YARDS RUSHING	105	472
Rushing Attempts	25	56
Average Per Rush	4.2	8.4
Rushing Touchdowns	0	4
NET YARDS PASSING	283	46
Completions-Attempts-Int	23-38-2	4-7-0
Average Per Attempt	7.4	6.6
Average Per Completion	12.3	11.5
Passing Touchdowns	3	0
TOTAL OFFENSE YARDS	388	518
Total offense plays	63	63
Average Gain Per Play	6.2	8.2
Fumbles: Number-Lost	1-0	2-1
Penalties: Number-Yards	3-20	3-40
PUNTS-YARDS	5-164	3-108
Average Yards Per Punt	32.8	36.0
Net Yards Per Punt	30.8	29.3
Inside 20	1	0
KICKOFFS-YARDS	4-234	7-449
Average Yards Per Kickoff	58.5	64.1
Net Yards Per Kickoff	44.5	45.6
Touchbacks	0	0
Punt returns: Number-Yards-TD	0-0-0	1-10-0
Average Per Return	0.0	10.0
Kickoff returns: Number-Yds-TD	8-130-0	4-56-0
Average Per Return	16.2	14.0
Interceptions: Number-Yds-TD	0-0-0	2-33-1
Fumble Returns: Number-Yds-TD	0-0-0	0-0-0
Miscellaneous Yards	0	0
Possession Time	27:19	32:41
Third-Down Conversions	3 of 13	3 of 10
Fourth-Down Conversions	1 of 3	1 of 2
Red-Zone Scores-Chances	3-3	4-5
Sacks By: Number-Yards	2-8	2-11
PAT Kicks	2-2	5-5
Field Goals	1-1	2-2

Rushing

UM: Cooper 10-44; Harris 3-35
 GT: Dwyer 10-128, 2 TD; Jones 7-97; Nesbitt 15-93, 1 TD; Cox 8-78, 1 TD; Shaw 10-47

Passing

UM: Marve 10-20-1, 121 yds, 1 TD; Harris 13-18-1, 162 yds, 2 TD
 GT: Nesbitt 3-6-0, 24 yds; Thomas 1-1-0, 22 yds

Receiving

UM: Epps 4-57, 1 TD; Johnson, A. 3-35; Collier 3-27; Cooper 3-16; Farquharson 2-36, 1 TD; James 2-29; Hankerson 1-13, 1 TD
 GT: Thomas 2-17; Cox 1-22; Earls 1-7





#18/23 Georgia Tech 45
#13/13 Georgia 42
 Nov. 29, 2008 ■ Athens, Ga. ■ 92,746

Score by Quarters	1	2	3	4	Score
Georgia Tech	6	6	26	7	45
Georgia	7	21	0	14	42

Team	Qtr	Time	Scoring play	GT-GA
GA	1	11:40	Chandler 1 pass from Stafford (Walsh kick)	0-7
GT	1	2:57	Burnett 35 INT return (team rush fumbled)	6-7
GA	2	13:36	Massaquoi 10 pass from Stafford (Walsh kick)	6-14
GT	2	9:22	Cox 2 run (pass failed)	12-14
GA	2	7:00	Massaquoi 49 pass from Stafford (Walsh kick)	12-21
GA	2	0:37	Massaquoi 3 pass from Stafford (Walsh kick)	12-28
GT	3	14:48	Dwyer 60 run (Dwyer rush)	20-28
GT	3	8:11	Jones 8 run (Nesbitt rush)	28-28
GT	3	7:55	Dwyer 23 run (Blair kick)	35-28
GT	3	1:14	Blair 28 field goal	38-28
GA	4	10:23	Moreno 32 run (Walsh kick)	38-35
GT	4	7:13	Jones 54 run (Blair kick)	45-35
GA	4	4:04	Green 12 pass from Stafford (Walsh kick)	45-42

Team Statistics	GT	UGA
FIRST DOWNS	15	22
Rushing	13	3
Passing	1	19
Penalty	1	0
NET YARDS RUSHING	409	81
Rushing Attempts	56	22
Average Per Rush	7.3	3.7
Rushing Touchdowns	5	1
NET YARDS PASSING	19	407
Completions-Attempts-Int	16-1	24-40-1
Average Per Attempt	3.2	10.2
Average Per Completion	19.0	17.0
Passing Touchdowns	0	5
TOTAL OFFENSE YARDS	428	488
Total offense plays	62	62
Average Gain Per Play	6.9	7.9
Fumbles: Number-Lost	0-0	1-1
Penalties: Number-Yards	5-35	7-64
PUNTS-YARDS	4-123	4-193
Average Yards Per Punt	30.8	48.2
Net Yards Per Punt	26.5	40.2
KICKOFFS-YARDS	8-506	7-398
Average Yards Per Kickoff	63.2	56.9
Net Yards Per Kickoff	45.8	41.1
Touchbacks	1	0
Punt returns: Number-Yards-TD	2-12-0	1-17-0
Average Per Return	6.0	17.0
Kickoff returns: Number-Yds-TD	5-110-0	7-120-0
Average Per Return	22.0	17.1
Interceptions: Number-Yds-TD	1-35-1	1-3-0
Fumble Returns: Number-Yds-TD	0-0-0	0-0-0
Miscellaneous Yards	0	0
Possession Time	33:24	26:36
Third-Down Conversions	4 of 13	6 of 13
Fourth-Down Conversions	1 of 4	1 of 2
Red-Zone Scores-Chances	3-3	4-4
Sacks By: Number-Yards	2-14	0-0
PAT Kicks	2-2	6-6
Field Goals	1-1	0-0

Rushing
 GT: Jones 13-214, 2 TD; Dwyer 20-144, 2 TD; Nesbitt 18-40; Barrick 1-11
 GA: Moreno 17-94, 1 TD

Passing
 GT: Nesbitt 1-6-1, 19 yds
 GA: Stafford 24-39-1, 407 yds, 5 TD

Receiving
 GT: Thomas 1-19
 GA: Massaquoi 11-180, 3 TD; Moreno 4-74; Green 4-64, 1 TD; Moore 2-31



Demaryius Thomas on a 19-yard reception at Georgia.



Marcus Wright had a 47-yard catch vs. LSU.

LSU 38
#14/15 Georgia Tech 3
 Dec. 31, 2008 ■ Georgia Dome ■ 71,423

Score by Quarters	1	2	3	4	Score
LSU	7	28	3	0	38
Georgia Tech	3	0	0	0	3

Team	Qtr	Time	Scoring play	LSU-GT
LSU	1	11:58	Scott 2 run (David kick)	7-0
GT	1	1:03	Blair 24 field goal	7-3
LSU	2	12:08	Scott 4 run (David kick)	14-3
LSU	2	8:07	Scott 1 run (David kick)	21-3
LSU	2	5:21	Dickson 25 pass from Jefferson (David kick)	28-3
LSU	2	1:27	Williams 17 run (David kick)	35-3
LSU	3	1:56	David 53 field goal	38-3

Team Statistics	LSU	GT
Team Statistics	LSU	GT
FIRST DOWNS	19	15
Rushing	10	7
Passing	7	7
Penalty	2	1
NET YARDS RUSHING	161	164
Rushing Attempts	35	40
Average Per Rush	4.6	4.1
Rushing Touchdowns	4	0
NET YARDS PASSING	163	150
Completions-Attempts-Int	17-27-0	8-25-1
Average Per Attempt	6.0	6.0
Average Per Completion	9.6	18.8
Passing Touchdowns	1	0
TOTAL OFFENSE YARDS	324	314
Total offense plays	62	65
Average Gain Per Play	5.2	4.8
Fumbles: Number-Lost	1-0	3-2
Penalties: Number-Yards	6-60	4-40
PUNTS-YARDS	4-166	3-100
Average Yards Per Punt	41.5	33.3
Net Yards Per Punt	38.8	21.3
Inside 20	2	1
KICKOFFS-YARDS	6-415	2-132
Average Yards Per Kickoff	69.2	66.0
Net Yards Per Kickoff	48.0	54.5
Touchbacks	2	0
Punt returns: Number-Yards-TD	2-36-0	2-11-0
Average Per Return	18.0	5.5
Kickoff returns: Number-Yds-TD	1-23-0	4-87-0
Average Per Return	23.0	21.8
Interceptions: Number-Yds-TD	1-4-0	0-0-0
Fumble Returns: Number-Yds-TD	0-0-0	0-0-0
Miscellaneous Yards	0	0
Possession Time	30:41	29:19
Third-Down Conversions	5 of 12	3 of 15
Fourth-Down Conversions	1 of 2	2 of 6
Red-Zone Scores-Chances	5-6	1-3
Sacks By: Number-Yards	1-1	2-15
PAT Kicks	5-5	0-0
Field Goals	1-1	1-1

Rushing
 LSU: Scott 15-65, 3 TD; Williams 5-42, 1 TD
 GT: Dwyer 10-67; Nesbitt 16-62; Jones 9-32

Passing
 LSU: Jefferson 16-25-0, 142 yds, 1 TD
 GT: Nesbitt 8-24-1, 150 yds

Receiving
 LSU: Dickson 4-50, 1 TD; Byrd 3-10; LaFell 2-26; Mitchell 2-19; Toliver 2-17
 GT: Dwyer 3-66; Thomas 3-32; Wright 1-47; Jones 1-5



REFORM BOOK

INSIDE

Rushing	136	Punting	147	Opponent Single-Game..	157
100-Yard Rushers	138	Kick Returns	148	The Last Time	158
Passing	139	Punt Returns	149	Year-By-Year Statistics.	160
Receiving	141	Tackles	150	Team Season	162
100-Yard Receivers.....	142	Interceptions	151		
Total Offense.....	143	Single-Game Individual ..	152		
All-Purpose Yards	144	Single-Game Team.....	154		
Scoring	145	Points/Scoring Margin.	155		
Kicking	146	Longest Plays.....	156		





Rushing

INDIVIDUAL RECORDS

Most Rushing Attempts

Game	39	Robert Lavette vs. Tennessee, 1982
		Jerry Mays vs. Georgia, 1989
Season	297	Tashard Choice, 2006
Career	914	Robert Lavette, 1981-84

Most Net Rushing Yards

Game	356	Eddie Lee Ivery vs. Air Force, 1978
Season	1,562	Eddie Lee Ivery, 1978
Career	4,066	Robert Lavette, 1981-84

Most Touchdowns Rushing

Game	4	George Maloof vs. Georgia, 1951
		Robert Lavette vs. Virginia, 1982
		Tony Hollings vs. Connecticut, 2002
		P.J. Daniels vs. Tulsa, 2003
Season	19	Robert Lavette, 1982
Career	45	Robert Lavette, 1981-84

Highest Yards Per Carry Average

Game	13.7	Eddie Lee Ivery vs. Air Force, 1978 (min. 25 att.)
Season	7.2	Dorsey Levens, 1993 (min. 100 att.)
	8.2	David Sims, 1975 (min. 50 att.)
Career	5.7	Eddie Lee Ivery, 1975-78 (min. 400 att.)
	6.0	David Sims, 1975-78 (min. 300 att.)
	6.0	David Sims, 1975-78 (min. 100 att.)

Most Rushing Yards by a Quarterback

Game	130	Reggie Ball vs. Troy, 2006
Season	734	Joe Hamilton, 1999
Career	1,758	Joe Hamilton, 1996-99

TEAM RECORDS

Rushing Attempts

Game	Most:	86	Virginia, 1976
	Fewest:	19	Arizona, 1994
			North Carolina, 1994
Season	Most:	692	1975

Most Net Rushing Yards

Game	Most:	558	VMI, 1975
	Fewest:	-42	Notre Dame, 1968
Season	Most:	3,627	1975

Most Touchdowns Rushing

Game	Most:	7	Wake Forest, 1983
Season	Most:	32	1975, 1952

Highest Yards Per Carry Average

Season	Most:	5.3	1993 (467-2463)
--------	-------	-----	-----------------

Most First Downs Rushing

Game	Most:	26	VMI, 1975
Season	Most:	175	1975



Tashard Choice

Robert
LAVETTEJerry
MAYS

CAREER RUSHING LEADERS

Player	Years	Att.	TD	Yards
1. Robert Lavette	1981-84	914	45	4,066
2. Jerry Mays	1985-89	695	18	3,699
3. Eddie Lee Ivery	1975-78	609	22	3,517
4. Tashard Choice	2005-07	675	28	3,365
5. P.J. Daniels	2002-05	707	23	3,346
6. Joe Burns	1998-01	614	31	2,634
7. C.J. Williams	1994-96	539	20	2,365
8. David Sims	1974-76	379	21	2,274
9. William Bell	1989-93	418	14	2,026
10. Jonathan Dwyer	2007-	282	21	1,831
11. Leon Hardeman	1951-53	337	22	1,794
12. Ronny Cone	1979-83	381	11	1,777
13. Joe Hamilton	1996-99	501	18	1,758
14. Lenny Snow	1965-67	445	18	1,743
15. Bill Teas	1951-54	294	11	1,689
16. Jimmy Lincoln	1991-94	380	5	1,601
17. Cory Collier	1983-86	357	12	1,590
18. Malcolm King	1984-87	330	17	1,576
19. Bobby North	1947-50	293	10	1,505
20. Reggie Ball	2003-06	495	11	1,451
21. Brent Cunningham	1969-71	346	10	1,446
22. Charles Wiley	1995-98	328	19	1,431
23. Greg Horne	1971-73	370	11	1,425
24. Glenn Turner	1951-53	315	11	1,329
25. Sean Gregory	1998-01	277	16	1,290
26. Charlie Rogers	1995-98	220	5	1,287
27. Phillip Rogers	1995-99	324	15	1,264
28. Rodney Lee	1977-79	245	10	1,250
29. Adrian Rucker	1974-77	223	10	1,162
Bucky Shamburger	1975-78	241	3	1,162
31. Michael Smith	1991-94	249	6	1,083
32. Dorsey Levens	1992-93	169	10	1,036
33. Josh Nesbitt	2007-	225	7	1,032
34. Pat Moriarty	1973-77	240	1	1,007

YEARLY RUSHING LEADERS

Year	Player	Att.	Yards	TD	Year	Player	Att.	Yards	TD
1950	Bobby North	145	663	4	1984	Robert Lavette	260	1,189	14
1951	Leon Hardeman	126	647	8	1985	Cory Collier	139	606	2
1952	Bill Teas	151	825	6	1986	Jerry Mays	148	842	7
1953	Bill Teas	111	610	3	1987	Malcolm King	89	383	5
1954	Jimmy Thompson	47	442	4	1988	Jerry Mays	194	942	0
1955	George Volkert	81	583	5	1989	Jerry Mays	249	1,349	8
1956	Ken Owen	107	497	2	1990	William Bell	161	891	5
1957	Lester Simerville	86	275	1	1991	Jimmy Lincoln	199	913	2
1958	Floyd Faucette	83	473	1	1992	Michael Smith	74	336	1
1959	Floyd Faucette	69	330	3	1993	Dorsey Levens	114	823	8
1960	Chick Graning	82	315	4	1994	C.J. Williams	120	564	1
1961	Mike McNames	94	350	2	1995	C.J. Williams	245	1,138	12
1962	Billy Lothridge	128	478	9	1996	C.J. Williams	174	663	7
1963	Ray Mendheim	93	427	5	1997	Charles Wiley	150	567	9
1964	Johnny Gresham	99	437	4	1998	Joe Burns	98	474	5
1965	Lenny Snow	125	597	4	1999	Sean Gregory	172	837	13
1966	Lenny Snow	202	761	12	2000	Joe Burns	220	908	12
1967	Lenny Snow	118	385	2	2001	Joe Burns	282	1,165	14
1968	Kenny Bounds	56	188	2	2002	Tony Hollings	92	633	11
1969	Brent Cunningham	118	459	0	2003	P.J. Daniels	283	1,447	10
1970	Brent Cunningham	144	740	5	2004	P.J. Daniels	154	714	8
1971	Greg Horne	123	500	2	2005	P.J. Daniels	198	930	3
1972	Greg Horne	139	558	4	2006	Tashard Choice	297	1,473	12
1973	Cleo Johnson	92	451	0	2007	Tashard Choice	261	1,379	10
1974	David Sims	144	881	6	2008	Jonathan Dwyer	200	1,395	12
1975	David Sims	72	590	6					
1976	David Sims	163	803	9					
1977	Eddie Lee Ivery	153	900	6					
1978	Eddie Lee Ivery	267	1,562	9					
1979	Ronny Cone	126	617	4					
1980	David Allen	134	466	2					
1981	Robert Lavette	188	866	7					
1982	Robert Lavette	280	1,208	19					
1983	Robert Lavette	186	803	5					

RUSHING



2009 GEORGIA TECH FOOTBALL ■ 137

FULL STEAM AHEAD



RUSHING YARDS / SEASON

1.	Eddie Lee Ivery	1,562	1978
2.	Tashard Choice	1,473	2006
3.	P.J. Daniels	1,447	2003
4.	Jonathan Dwyer	1,395	2008
5.	Tashard Choice	1,379	2007
6.	Jerry Mays	1,349	1989
7.	Robert Lavette	1,208	1982
8.	Robert Lavette	1,189	1984
9.	Joe Burns	1,165	2001
10.	C.J. Williams	1,138	1995
11.	Jerry Mays	942	1988
12.	P.J. Daniels	930	2005
13.	Jimmy Lincoln	913	1991
14.	Joe Burns	908	2000
15.	Eddie Lee Ivery	900	1977
16.	William Bell	891	1990
17.	David Sims	881	1974
18.	Robert Lavette	866	1981
19.	Jerry Mays	842	1986
20.	Sean Gregory	837	1999
21.	Dorsey Levens	823	1993
22.	David Sims	803	1976
	Robert Lavette	803	1983

RUSHING ATTEMPTS / SEASON

1.	Tashard Choice	297	2006
2.	P.J. Daniels	283	2003
3.	Joe Burns	282	2001
4.	Robert Lavette	280	1982
5.	Eddie Lee Ivery	267	1978
6.	Tashard Choice	261	2007
7.	Robert Lavette	260	1984
8.	Jerry Mays	249	1989
9.	C.J. Williams	245	1995
10.	Joe Burns	220	2000
11.	Lenny Snow	202	1966

RUSHING ATTEMPTS / CAREER

1.	Robert Lavette	914	1981-84
2.	P.J. Daniels	707	2002-05
3.	Jerry Mays	695	1985-89
4.	Tashard Choice	675	2005-07
5.	Joe Burns	614	1998-01
6.	Eddie Lee Ivery	609	1975-78
7.	C.J. Williams	539	1994-96
8.	Joe Hamilton	501	1996-99
9.	Reggie Ball	495	2003-06
10.	Lenny Snow	445	1965-67
11.	William Bell	418	1989-93
12.	Shawn Jones	392	1989-92
13.	Ronny Cone	381	1979-83
14.	Jimmy Lincoln	380	1991-94
15.	David Sims	379	1974-76

YARDS PER GAME / SEASON

1.	Eddie Lee Ivery	142.0	1978
2.	Jerry Mays	122.6	1989
3.	Tashard Choice	114.9	2007
4.	P.J. Daniels	111.3	2003
5.	Robert Lavette	109.8	1982
6.	Robert Lavette	108.1	1984
7.	Jonathan Dwyer	107.3	2008
8.	Tashard Choice	105.2	2006

RUSHING TOUCHDOWNS / SEASON

1.	Robert Lavette	19	1982
2.	Robert Lavette	14	1984
	Joe Burns	14	2001
4.	Sean Gregory	13	1999
5.	Jonathan Dwyer	12	2008
	Tashard Choice	12	2006
	Joe Burns	12	2000
	C.J. Williams	12	1995
	Lenny Snow	12	1966
10.	Tony Hollings	11	2002
11.	P.J. Daniels	10	2003
	Tashard Choice	10	2007

RUSHING TOUCHDOWNS / CAREER

1.	Robert Lavette	45	1981-84
2.	Joe Burns	31	1998-01
3.	Tashard Choice	28	2005-07
4.	P.J. Daniels	23	2002-05
5.	Eddie Lee Ivery	22	1975-78
	Leon Hardeman	22	1951-53
7.	Jonathan Dwyer	21	2007
	David Sims	21	1974-76
9.	C.J. Williams	20	1994-96
10.	Shawn Jones	19	1989-92
	Charles Wiley	19	1995-98
12.	Joe Hamilton	18	1996-99
	Jerry Mays	18	1985-89
	Lenny Snow	18	1965-67
15.	Malcolm King	17	1984-87
16.	Sean Gregory	16	1998-01

100-YARD GAMES / SEASON

1.	Jonathan Dwyer	9	2008
	Tashard Choice	9	2006
3.	Tashard Choice	8	2007
	Eddie Lee Ivery	8	1978
5.	Robert Lavette	7	1982
	Jerry Mays	7	1989
7.	C.J. Williams	6	1995
	Robert Lavette	6	1984
	Joe Burns	6	2001
	P.J. Daniels	6	2005
	P.J. Daniels	6	2003

100-YARD GAMES / CAREER

1.	Robert Lavette	18	1981-84
	Tashard Choice	18	2005-07
3.	P.J. Daniels	16	2002-05
4.	Jerry Mays	15	1985-89
5.	Eddie Lee Ivery	14	1975-78
6.	Joe Burns	11	1998-01
7.	Jonathan Dwyer	10	2007
	C.J. Williams	10	1994-96
9.	David Sims	8	1974-76

CONSECUTIVE 100-YARD GAMES

1.	Tashard Choice	9	2006-07
2.	Eddie Lee Ivery	7	1978
3.	Jonathan Dwyer	4	2008
	Tony Hollings	4	2002
	P.J. Daniels	4	2004-05

RUSHING YARDS BY A QB / SEASON

1.	Joe Hamilton	734	1999
2.	Josh Nesbitt	693	2008
3.	Danny Myers	489	1974
4.	Joe Hamilton	478	1997
	Billy Lothridge	478	1962
6.	Danny Myers	432	1975
7.	Gary Hardie	429	1977
8.	Donnie Davis	390	1995
9.	Reggie Ball	384	2003
10.	Reggie Ball	381	2005
11.	Shawn Jones	361	1991
12.	Reggie Ball	354	2006
13.	Bucky Shamburger	344	1976
14.	Josh Nesbitt	339	2007
15.	Reggie Ball	332	2003

RUSHING YARDS BY A QB / CAREER

1.	Joe Hamilton	1,758	1996-99
2.	Reggie Ball	1,451	2003-06
3.	Josh Nesbitt	1,032	2007
4.	Danny Myers	921	1973-75
5.	Shawn Jones	855	1989-92
6.	Donnie Davis	749	1992-95
7.	Billy Lothridge	746	1961-63
8.	John Dewberry	630	1983-85
9.	Kim King	506	1964-66
10.	Gary Hardie	478	1976-78
11.	Gary Lanier	441	1976-79

RUSHING TDs BY A QB / SEASON

1.	Billy Lothridge	9	1962
2.	Josh Nesbitt	7	2008
	Shawn Jones	7	1991
	Danny Myers	7	1974
	Danny Myers	7	1975
6.	Shawn Jones	6	1990
	Joe Hamilton	6	1999

RUSHING TDs BY A QB / CAREER

1.	Shawn Jones	19	1989-92
2.	Joe Hamilton	18	1996-99
3.	Billy Lothridge	15	1961-63
4.	Danny Myers	14	1973-75
5.	Toppy Vann	11	1956-57
	Reggie Ball	11	2003-06
7.	John Dewberry	9	1983-85
8.	Gary Lanier	8	1976-79
9.	Josh Nesbitt	7	2007
	Donnie Davis	7	1992-95
	Kim King	7	1964-66
	Wade Mitchell	7	1953-56
13.	George Godsey	6	1998-01

MOST 100-YARD GAMES, SEASON (TEAM)


11, 2008 (Dwyer 9, Jones 1, Nesbitt 1)
 10, 2007 (Choice 8, Dwyer 1, Grant 1)
 10, 2006 (Choice 9, Ball 1)
 9, 1978 (Ivery 8, Friday 1)
 9, 1952 (Hardeman 4, Teas 3, Turner 2)
 9, 1993 (Levens 5, Bell 3, Lincoln 1)
 8, 1982 (Lavette 7, Fortier 1)
 7, 1995 (Williams 6, Davis 1)
 7, 1989 (Mays 7)
 7, 1983 (Lavette 3, Collier 2, Cone 1, Dewberry 1)
 7, 1977 (Ivery 4, Lee 2, Hardie 1)
 7, 2001 (Burns 6, Ford 1)
 7, 2003 (Daniels 6, Ball 1)
 7, 2005 (Daniels 6, Choice 1)

NO 100-YARD GAMES

1956, 1957, 1959, 1960, 1962, 1964, 1967, 1968, 1973, 1980, 1992

TWO 100-YARD RUSHERS IN ONE GAME

Player (Yards)	Player (Yards)	Opponent, Year
Roddy Jones (214)	Jonathan Dwyer (144)	Georgia, 2009
Jonathan Dwyer (138)	Tashard Choice (110)	Samford, 2007
P.J. Daniels (105)	Reggie Ball, QB (103)	Vanderbilt, 2003
Sean Gregory (150)	Joe Hamilton, QB (100)	Central Florida, 1999
Charlie Rogers (112)	C.J. Williams (103)	Duke, 1996
C.J. Williams (185)	Donnie Davis, QB (103)	Duke, 1995
Dorsey Levens (106)	William Bell (104)	Baylor, 1993
Dorsey Levens (133)	William Bell (111)	NC State, 1993
William Bell (131)	Dorsey Levens (130)	Maryland, 1993
Jimmy Lincoln (114)	Dorsey Levens (112)	Furman, 1993
Robert Lavette (109)	Malcolm King (104)	Georgia, 1984
Cory Collier (168)	Ronny Cone (111)	Wake Forest, 1983
Robert Lavette (139)	Eddie Fortier (104)	Wake Forest, 1982
Eddie Lee Ivery (356)	Ray Friday (115)	Air Force, 1978
Rodney Lee (171)	Eddie Lee Ivery (102)	Duke, 1977
Eddie Lee Ivery (124)	Gary Hardie, QB (122)	Tulane, 1977
David Sims (126)	Danny Myers, QB (108)	South Carolina, 1974
Bruce Southall (107)	Greg Horne (104)	Navy, 1972
Leon Hardeman (129)	Bill Teas (117)	SMU, 1952
Bill Teas (115)	Glenn Turner (115)	Alabama, 1952



Sean Gregory



Charlie Rogers



C.J. Williams



Shawn Jones

RECORDS





ALL-TIME 100-YARD RUSHING GAMES

Yds. Player, Game (Attempts)

356	Eddie Lee Ivery vs. Air Force, 1978 (26)
307	P.J. Daniels vs. Tulsa, 2003 (31)
240	P.J. Daniels vs. North Carolina, 2003 (36)
229	Jimmy Lincoln vs. Virginia, 1991 (31)
217	Brent Cunningham vs. Clemson, 1970 (16)
214	Roddy Jones vs. Georgia, 2008 (13)
207	Jerry Mays vs. Georgia, 1989 (39)
206	C.J. Williams vs. Wake Forest, 1994 (30)
206	Jerry Mays vs. Western Carolina, 1985 (25)
204	Tashard Choice vs. Miami, 2007 (37)
203	Robert Lavette vs. Georgia, 1982 (38)
199	Eddie Prokop vs. Tulsa, 1944, Sugar Bowl
198	Joe Burns vs. North Carolina, 2001 (34)
197	Robert Lavette vs. Navy, 1981 (24)
196	Tashard Choice vs. Notre Dame, 2007 (26)
190	Brent Cunningham vs. Duke, 1969 (33)
189	Tony Hollings vs. BYU, 2002 (36)
188	Jerry Mays vs. NC State, 1986 (14)
185	C.J. Williams vs. Duke, 1995 (35)
179	Joe Burns vs. Maryland, 1998 (20)
175	P.J. Daniels vs. Wake Forest, 2003 (33)
171	Rodney Lee vs. Duke, 1977 (20)
170	Tashard Choice vs. Duke, 2007 (24)
169	Tashard Choice vs. West Virginia 2006 (27)
169	Jerry Mays vs. North Carolina, 1989 (27)
169	P.J. Daniels vs. Samford, 2004 (25)
168	Cory Collier vs. Wake Forest, 1983 (26)
168	Robert Lavette vs. North Carolina, 1981 (21)
168	Bobby North vs. Auburn, 1949
166	C.J. Williams vs. Maryland, 1995 (27)
166	William Bell vs. Duke, 1990 (18)
166	Eddie Lee Ivery vs. Miami, 1978 (30)
164	Tashard Choice vs. NC State, 2006 (34)
161	Robert Lavette vs. Virginia, 1984 (36)
160	Eddie Lee Ivery vs. Georgia, 1978 (25)
159	Jonathan Dwyer vs. Duke, 2008 (23)
158	Robert Lavette vs. The Citadel, 1984 (18)
158	Robert Lavette vs. Georgia, 1983 (26)
157	Jonathan Dwyer vs. North Carolina, 2008 (22)
157	Jerry Mays vs. North Carolina, 1988 (20)
157	Eddie Lee Ivery vs. South Carolina, 1978 (29)
156	Ronny Cone vs. Air Force, 1979 (26)
154	C.J. Williams vs. Arizona, 1995 (30)
154	Brent Cunningham vs. Duke, 1970 (24)
153	Tony Hollings vs. Vanderbilt, 2002 (17)
151	Josh Nesbitt vs. Virginia Tech, 2008 (28)
151	C.J. Williams vs. Furman, 1995 (17)
151	Jerry Mays vs. VMI, 1988 (13)

Yds. Player, Game (Attempts)

151	David Sims vs. VMI, 1975 (12)
150	Sean Gregory vs. UCF, 1999 (22)
149	Robert Lavette vs. Tennessee, 1984 (21)
148	Robert Lavette vs. The Citadel, 1982 (27)
148	Robert Lavette vs. Memphis, 1982 (33)
147	Tony Hollings vs. Clemson, 2002 (23)
147	C.J. Williams vs. NC State, 1996 (28)
146	Tashard Choice vs. Georgia, 2006 (18)
145	Jonathan Dwyer vs. Florida State, 2008 (13)
146	Eddie Lee Ivery vs. Florida, 1978 (30)
145	Tashard Choice vs. Clemson, 2007 (32)
145	Joe Burns vs. Wake Forest, 2001 (30)
145	Robert Lavette vs. Tulane, 1982 (27)
144	Jonathan Dwyer vs. Georgia, 2008 (20)
144	Tony Hollings vs. Connecticut, 2002 (16)
143	C.J. Williams vs. NC State, 1995 (23)
142	Tashard Choice vs. North Carolina, 2007 (33)
142	Eddie Lee Ivery vs. South Carolina, 1977 (16)
142	Brent Cunningham vs. Navy, 1970 (25)
141	Jonathan Dwyer vs. Mississippi State, 2008 (9)
141	Dorsey Levens vs. Wake Forest, 1993 (20)
141	Robert Lavette vs. North Carolina, 1983 (25)
141	Adrian Rucker vs. Virginia, 1974 (14)
141	Lenny Snow vs. Clemson, 1966 (22)
138	Tashard Choice vs. Maryland, 2006 (26)
139	Jerry Mays vs. South Carolina, 1989 (13)
139	Robert Lavette vs. Tennessee, 1982 (39)
139	Robert Lavette vs. Wake Forest, 1982 (26)
139	Robert Lavette vs. Alabama, 1984 (26)
138	Jonathan Dwyer vs. Samford, 2007 (9)
136	Ajenavi Eziemefe vs. North Carolina, 2002 (32)
136	Jerry Mays vs. Maryland, 1989 (23)
136	Robert Lavette vs. Virginia, 1982 (29)
136	Lenny Snow vs. Texas Tech, 1965 (33)
135	Tashard Choice vs. Maryland, 2007 (32)
135	Jerry Mays vs. Wake Forest, 1989 (21)
134	Tashard Choice vs. Georgia, 2007 (25)
134	Richard Hills vs. Indiana State, 1987 (18)
134	David Sims vs. North Carolina, 1974 (15)
133	Dorsey Levens vs. NC State, 1993 (17)
132	David Sims vs. Miami, 1975 (15)
131	William Bell vs. Maryland, 1993 (16)
131	Lenny Snow vs. Virginia, 1966 (26)
130	Reggie Ball vs. Troy, 2006 (16)
130	Dorsey Levens vs. Maryland, 1993 (13)
130	Rob Healy vs. Georgia, 1971 (24)
130	Lenny Snow vs. Clemson, 1965 (17)
129	Sidney Ford vs. Navy, 2001 (22)
129	Leon Hardeman vs. SMU, 1952
128	Jonathan Dwyer vs. Miami, 2008 (10)
128	William Bell vs. Georgia, 1990 (24)
128	Bill Teas vs. LSU, 1954 (6)
127	William Bell vs. Nebraska, 1991 (16)
127	Eddie Lee Ivery vs. Auburn, 1978 (26)
126	Joe Burns vs. Clemson, 2001 (30)
126	David Sims vs. South Carolina, 1974 (15)
125	Charles Wiley vs. Duke, 1997 (20)
125	Jerry Mays vs. South Carolina, 1988 (30)
125	Robert Lavette vs. NC State, 1983 (31)
124	Eddie Lee Ivery vs. Tulane, 1977 (23)
124	Bucky Shamburger vs. Duke, 1975 (12)
123	Joe Burns vs. North Carolina, 2000 (26)
123	William Bell vs. North Carolina, 1990 (21)
123	Jerry Mays vs. North Carolina, 1985 (17)
123	Eddie Lee Ivery vs. Virginia, 1976 (23)
123	David Sims vs. Pittsburgh, 1974 (22)
123	Ray Mendheim vs. Auburn, 1963 (17)
122	Joe Burns vs. Duke, 2001 (24)
122	Malcolm King vs. Michigan State, 1985 (16)
122	Ronny Cone vs. William & Mary, 1979 (18)
122	Rashaun Grant vs. NC State, 2004 (20)
122	Gary Hardie vs. Tulane, 1977 (8)
122	David Sims vs. Notre Dame, 1976 (15)
121	George Volkert vs. Georgia, 1955 (11)
120	Joe Burns vs. Virginia, 2000 (24)
120	Michael Smith vs. Duke, 1991 (17)
119	Tashard Choice vs. UNC, 2006 (32)
119	P.J. Daniels vs. Syracuse, 2004 (17)
119	Sean Gregory vs. Virginia, 1999 (25)
119	Rashaun Grant vs. Army, 2007 (11)
118	Tashard Choice vs. Duke, 2006 (18)
118	Cory Collier vs. Virginia, 1983 (17)
117	C.J. Williams vs. Clemson, 1994 (25)

Yds. Player, Game (Attempts)

117	Bill Teas vs. SMU, 1952
116	Jerry Mays vs. Virginia, 1988 (23)
115	Ray Friday vs. Air Force, 1978 (5)
115	Billy Williamson vs. Georgia, 1961 (19)
115	Glenn Turner vs. Georgia, 1952 (27)
115	Bill Teas vs. Alabama, 1952
115	Glenn Turner vs. Alabama, 1952
114	P.J. Daniels vs. Connecticut, 2005 (25)
114	P.J. Daniels vs. Duke, 2004 (24)
114	Joe Burns vs. NC State, 2001 (34)
114	Jimmy Lincoln vs. Furman, 1993 (11)
114	Cory Collier vs. Wake Forest, 1985 (21)
114	Robert Lavette vs. Duke, 1984 (20)
114	Greg Horne vs. Duke, 1971 (20)
114	Bill Teas vs. Florida, 1954 (11)
114	Leon Hardeman vs. Tulane, 1952
113	P.J. Daniels vs. Florida State, 2003 (19)
113	Joe Burns vs. Syracuse, 2001 (34)
113	Sean Gregory vs. NC State, 1999 (22)
113	Jerry Mays vs. Virginia, 1989 (21)
113	David Sims vs. Georgia, 1974 (15)
113	Lenny Snow vs. Texas A&M, 1966 (19)
113	Bill Teas vs. Auburn, 1953 (15)
112	Jonathan Dwyer vs. Jacksonville State, 2008 (11)
112	Charlie Rogers vs. Duke, 1996 (18)
112	Dorsey Levens vs. Furman, 1993 (12)
112	Eddie Lee Ivery vs. Georgia, 1977 (20)
112	Rodney Lee vs. Auburn, 1977 (14)
112	David Sims vs. Clemson, 1975 (10)
112	Bruce Southall vs. Boston College, 1972 (14)
111	P.J. Daniels vs. Auburn, 2005 (23)
111	Sidney Ford vs. Wake Forest, 2000 (15)
111	Charles Wiley vs. Wake Forest, 1996 (20)
111	William Bell vs. NC State, 1993 (24)
111	Jerry Mays vs. North Carolina, 1986 (16)
111	Ronny Cone vs. Wake Forest, 1983 (16)
111	Eddie Lee Ivery vs. Duke, 1978 (21)
110	Tashard Choice vs. Samford, 2007 (11)
110	Lenny Snow vs. Florida, 1967,
110	Floyd Faucette vs. Clemson, 1958 (10)
110	Bill Teas vs. Georgia, 1952
109	Jonathan Dwyer vs. Clemson, 2008 (21)
109	P.J. Daniels vs. Utah, 2005 (20)
109	P.J. Daniels vs. Wake Forest, 2005 (18)
109	Joe Burns vs. Maryland, 2000 (28)
109	Robert Lavette vs. Georgia, 1984 (27)
108	Jonathan Dwyer vs. Boston College, 2008 (18)
108	P.J. Daniels vs. Duke, 2003 (21)
108	C.J. Williams vs. North Carolina, 1995 (30)
108	Danny Myers vs. South Carolina, 1974 (15)
108	Leon Hardeman vs. Duke, 1952
107	Tashard Choice vs. Miami, 2006 (26)
107	Tashard Choice vs. Duke, 2005 (15)
107	Nate Kelsey vs. Virginia, 1986 (12)
107	Eddie Lee Ivery vs. Tennessee, 1976 (16)
107	Bruce Southall vs. Navy, 1972 (15)
107	Jimmy Thompson vs. Duke, 1954 (10)
106	Dorsey Levens vs. Baylor, 1993 (13)
106	Jerry Mays vs. Duke, 1989 (21)
105	Tashard Choice vs. VT, 2006 (18)
105	P.J. Daniels vs. Vanderbilt, 2003 (25)
104	William Bell vs. Baylor, 1993 (25)
104	Malcolm King vs. Georgia, 1984 (6)
104	Eddie Fortier vs. Wake Forest, 1982 (18)
104	Danny Myers vs. Tulane, 1975 (19)
104	Greg Horne vs. Navy, 1972 (22)
104	Glenn Turner vs. Florida, 1953 (20)
103	P.J. Daniels vs. North Carolina, 2005 (21)
103	Reggie Ball vs. Vanderbilt, 2003 (10)
103	C.J. Williams vs. Duke, 1996 (9)
103	Donnie Davis vs. Duke, 1995 (12)
103	Tony Head vs. Auburn, 1975 (19)
103	P.J. Daniels vs. Clemson, 2004 (24)
102	Eddie Lee Ivery vs. Notre Dame, 1978 (26)
102	Eddie Lee Ivery vs. Duke, 1977 (13)
102	Leon Hardeman vs. Vanderbilt, 1952
101	Sean Gregory vs. Clemson, 1999 (24)
101	Jimmy Lincoln vs. Wake Forest, 1991 (21)
101	John Dewberry vs. Clemson, 1983 (10)
100	Tashard Choice vs. Wake Forest, 2006 (21)
100	P.J. Daniels vs. Clemson, 2005 (21)
100	Joe Burns vs. NC State, 2000 (21)
100	Joe Hamilton vs. UCF, 1999 (12)

P.J.
DANIELS



Passing

INDIVIDUAL RECORDS

Most Passes Attempted

Game	61	Larry Good vs. Tennessee, 1968
Season	384	George Godsey, 2001
Career	1,363	Reggie Ball, 2003-06

Most Passes Completed

Game	39	George Godsey vs. Virginia, 2001
Season	249	George Godsey, 2001
Career	662	Reggie Ball, 2006

Most Yards Passing

Game	486	George Godsey vs. Virginia, 2001
Season	3,085	George Godsey, 2001
Career	8,882	Joe Hamilton, 1996-99

Most Touchdown Passes Thrown

Game	5	Joe Hamilton vs. Clemson, 1999
		Eddie McAshan vs. Rice, 1972
Season	29	Joe Hamilton, 1999
Career	65	Joe Hamilton, 1996-99

Most Interceptions Thrown

Game	5	Jerry Priestley vs. Tennessee, 1964
		Eddie McAshan vs. Rice, 1972
Season	21	Eddie McAshan, 1970
Career	55	Reggie Ball, 2003-06

Highest Yards Per Game Average

Season	278.2	Joe Hamilton, 1999
Career	206.6	Joe Hamilton, 1996-99

Highest Yards Per Completion Average

Season	15.9	Jimmy Southard, 1948 (min. 55 completions)
	15.1	Joe Hamilton, 1999 (min. 110 completions)
Career	14.1	Joe Hamilton, 1996-99 (min. 200 completions)

Highest Yards Per Attempt Average

Season	10.03	Joe Hamilton, 1999 (min. 110 attempts)
Career	8.71	Joe Hamilton, 1996-99 (min. 200 attempts)

Highest Completion Percentage

Season	.666	Joe Hamilton, 1999 (min. 75 attempts)
Career	.633	George Godsey, 1998-01 (min. 150 attempts)

Highest Efficiency Rating

Game	309.8	George Godsey vs. Navy, 2001
Season	175.0	Joe Hamilton, 1999
Career	148.2	Joe Hamilton, 1996-99

Most Consecutive Completions

18, Joe Hamilton, 1999, vs. Florida State (15), Citadel (3)

TEAM RECORDS

Most Passes Attempted

Game	63 vs. Tennessee, 1968
Season	413 in 2001

Most Passes Completed

Game	39 vs. Virginia, 2001
Season	264 in 2001

Most Yards Gained Passing

Game	486 vs. Virginia, 2001
Season	3,347 in 2001

Most Touchdown Passes Thrown

Game	5 vs. Rice, 1972;
	5 vs. Clemson, 1999
Season	29 in 1999

Most Interceptions Thrown

Game	7 vs. Wake Forest, 1987
Season	23 in 1970

Highest Yards Per Game Average

Season	283.4 in 1999
--------	---------------

Highest Yards Per Completion Average

Season	15.0 in 1999
	(min. 100 completions)

Highest Yards Per Attempt Average

Season	9.8 in 1999
	(min. 200 attempts)

Most First Downs Passing

Season	142 in 2000
--------	-------------



George Godsey

YEARLY PASSING LEADERS

Year	Player	Cmp-Att	Yds.	TD	Int
1950	Darrell Crawford	54-96	546	4	8
1951	Darrell Crawford	83-150	1237	13	11
1952	Bill Brigman	64-125	794	7	12
1953	Pepper Rodgers	51-85	643	7	4
1954	Bill Brigman	39-77	573	4	5
1955	Toppy Vann	31-36	270	3	1
1956	Toppy Vann	34-65	446	6	4
1957	Fred Braselton	56-107	486	4	8
1958	Fred Braselton	35-78	319	0	6
1959	Fred Braselton	32-64	368	4	1
1960	Stan Gann	43-96	523	3	11
1961	Stan Gann	43-79	450	1	9
1962	Billy Lothridge	83-156	1006	6	8
1963	Billy Lothridge	76-153	1017	10	7
1964	Jerry Priestley	37-77	441	4	10
1965	Kim King	112-191	1331	11	8
1966	Kim King	64-124	690	1	8
1967	Kim King	67-145	742	2	7
1968	Larry Good	97-191	1337	6	8
1969	Jack Williams	30-59	358	2	8
1970	Eddie McAshan	110-223	1138	9	21
1971	Eddie McAshan	125-234	1186	7	14
1972	Eddie McAshan	125-241	1756	16	17
1973	Jim Stevens	119-217	1481	4	13
1974	Rudy Allen	28-52	357	2	3
1975	Danny Myers	16-27	272	3	3
1976	Gary Lanier	16-33	290	1	5
1977	Gary Lanier	10-26	182	1	1
1978	Mike Kelley	96-197	1479	7	10
1979	Mike Kelley	149-300	2051	10	19
1980	Mike Kelley	68-137	832	3	5
1981	Mike Kelley	78-151	887	3	8
1982	Jim Bob Taylor	135-232	1839	3	12
1983	John Dewberry	74-134	790	6	8
1984	John Dewberry	126-206	1846	11	10
1985	John Dewberry	110-193	1557	10	8
1986	Rick Strom	87-167	1011	5	6
1987	Darrell Gast	80-179	1104	5	8
1988	Todd Rampley	154-275	1579	6	13
1989	Shawn Jones	142-271	1748	12	13
1990	Shawn Jones	142-245	2008	13	12
1991	Shawn Jones	178-339	2288	11	18
1992	Shawn Jones	190-362	2397	15	7
1993	Donnie Davis	137-237	1739	12	12
1994	Tommy Luginbill	182-327	2128	14	13
1995	Donnie Davis	124-223	1462	10	5
1996	Joe Hamilton	108-188	1342	7	13
1997	Joe Hamilton	173-268	2314	12	7
1998	Joe Hamilton	145-259	2166	17	8
1999	Joe Hamilton	203-305	3060	29	11
2000	George Godsey	222-349	2906	23	6
2001	George Godsey	249-384	3085	18	11
2002	A.J. Suggs	208-363	2242	12	15
2003	Reggie Ball	181-350	1996	10	11
2004	Reggie Ball	164-330	2147	16	18
2005	Reggie Ball	182-379	2165	11	12
2006	Reggie Ball	135-304	1820	20	14
2007	Taylor Bennett	162-327	2136	7	9
2008	Josh Nesbitt	54-123	808	2	5



JOE HAMILTON

CAREER PASSING LEADERS

	Player	Years	Cmp-Att	TD	Yards
1.	Joe Hamilton	1996-99	629-1020	65	8,882
2.	Shawn Jones	1989-92	652-1217	51	8,441
3.	Reggie Ball	2003-06	662-1363	57	8,128
4.	George Godsey	1998-01	484-765	41	6,137
5.	Mike Kelley	1978-81	391-785	23	5,249
6.	John Dewberry	1983-85	310-533	27	4,193
7.	Eddie McAshan	1970-72	360-698	32	4,080
8.	Donnie Davis	1992-95	270-478	22	3,261
9.	Taylor Bennett	2005-07	211-422	13	2,804
10.	Kim King	1965-67	243-460	14	2,763
11.	A.J. Suggs	2002-03	223-387	14	2,422
12.	Billy Lothridge	1961-63	185-372	18	2,394
13.	Rick Strom	1983-87	178-356	11	2,199
14.	Jim Bob Taylor	1981-82	160-290	4	2,136
15.	Tommy Luginbill	1994	182-327	14	2,128
16.	Larry Good	1966-68	154-333	12	2,052
17.	Jimmy Southard	1946-49	126-230	12	1,994
18.	Darrell Crawford	1949-51	155-289	17	1,967
19.	Bill Brigman	1951-54	138-263	16	1,940
20.	Darrell Gast	1983-87	137-288	13	1,793



PASSING YARDS / SEASON

1.	George Godsey	3,085	2001
2.	Joe Hamilton	3,060	1999
3.	George Godsey	2,906	2000
4.	Shawn Jones	2,397	1992
5.	Joe Hamilton	2,314	1997
6.	Shawn Jones	2,288	1991
7.	A.J. Suggs	2,242	2002
8.	Joe Hamilton	2,166	1998
9.	Reggie Ball	2,165	2005
10.	Reggie Ball	2,147	2004
11.	Taylor Bennett	2,136	2007
12.	Tommy Luginbill	2,128	1994
13.	Mike Kelley	2,051	1979
14.	Shawn Jones	2,008	1990
15.	Reggie Ball	1,996	2003
16.	John Dewberry	1,846	1984
17.	Jim Bob Taylor	1,839	1982
18.	Reggie Ball	1,820	2006
19.	Eddie McAshan	1,756	1972
20.	Shawn Jones	1,748	1989

COMPLETIONS / SEASON

1.	George Godsey	249	2001
2.	George Godsey	222	2000
3.	A.J. Suggs	208	2002
4.	Joe Hamilton	203	1999
5.	Shawn Jones	190	1992
6.	Reggie Ball	182	2005
	Tommy Luginbill	182	1994
8.	Reggie Ball	181	2003
9.	Shawn Jones	178	1991
10.	Joe Hamilton	173	1997
11.	Reggie Ball	164	2004

ATTEMPTS / SEASON

1.	George Godsey	384	2001
2.	Reggie Ball	379	2005
3.	A.J. Suggs	363	2002
4.	Shawn Jones	362	1992
5.	Reggie Ball	350	2003
6.	George Godsey	349	2000
7.	Shawn Jones	339	1991
8.	Reggie Ball	330	2004
9.	Tommy Luginbill	327	1994
	Taylor Bennett	327	2007
11.	Joe Hamilton	305	1999

TOUCHDOWN PASSES / SEASON

1.	Joe Hamilton	29	1999
2.	George Godsey	23	2000
3.	Reggie Ball	20	2006
4.	George Godsey	18	2001
5.	Joe Hamilton	17	1998
6.	Eddie McAshan	16	1972
	Reggie Ball	16	2004
8.	Shawn Jones	15	1992
	Frank Broyles	15	1944
10.	Tommy Luginbill	14	1994
11.	Shawn Jones	13	1990
12.	Joe Hamilton	12	1997
	Donnie Davis	12	1993
	Shawn Jones	12	1989
	Darrell Crawford	12	1951
	A.J. Suggs	12	2002

PASS EFFICIENCY / SEASON

Minimum 50 attempts

1.	Joe Hamilton	175.0	1999
2.	George Godsey	151.9	2000
3.	Joe Hamilton	146.6	1997
4.	John Dewberry	144.4	1984
5.	Jimmy Southard	143.0	1948
6.	George Godsey	142.1	2001
7.	Joe Hamilton	141.7	1998
8.	Pepper Rodgers	141.3	1953
9.	Darrell Crawford	139.0	1951
10.	Darrell Gast	135.9	1986

11.	Jack Williams	134.9	1970
12.	John Dewberry	133.6	1985
	Shawn Jones	133.6	1990
14.	Toppy Vann	128.1	1956
15.	Donnie Davis	126.0	1993

COMPLETION PCT. / SEASON

Minimum 50 attempts

1.	Joe Hamilton (203-305)	.666	1999
2.	George Godsey (249-384)	.648	2001
3.	Joe Hamilton (173-268)	.646	1997
4.	George Godsey (222-349)	.636	2000
5.	John Dewberry (126-206)	.612	1984
6.	Pepper Rodgers (51-85)	.600	1953
7.	Kim King (112-191)	.586	1965
8.	Jim Bob Taylor (135-232)	.582	1982
9.	Shawn Jones (142-245)	.580	1990
10.	Donnie Davis (137-237)	.578	1993

COMPLETIONS / CAREER

1.	Reggie Ball	662	2003-06
2.	Shawn Jones	652	1989-92
3.	Joe Hamilton	629	1996-99
4.	George Godsey	484	1998-01
5.	Mike Kelley	391	1978-81
6.	Eddie McAshan	360	1970-72
7.	John Dewberry	310	1983-85
8.	Donnie Davis	270	1992-95
9.	Kim King	243	1965-67
10.	A.J. Suggs	223	2002-03
11.	Taylor Bennett	211	2005-07
12.	Billy Lothridge	185	1961-63
13.	Tommy Luginbill	182	1994
14.	Rick Strom	178	1983-87
15.	Todd Rampley	166	1984-88

ATTEMPTS / CAREER

1.	Reggie Ball	1,363	2003-06
2.	Shawn Jones	1,217	1989-92
3.	Joe Hamilton	1,020	1996-99
4.	Mike Kelley	785	1978-81
5.	George Godsey	765	1998-01
6.	Eddie McAshan	698	1970-72
7.	John Dewberry	533	1983-85
8.	Donnie Davis	478	1992-95
9.	Kim King	460	1965-67
10.	Taylor Bennett	422	2005-07
11.	A.J. Suggs	387	2002-03
12.	Billy Lothridge	372	1961-63
13.	Rick Strom	356	1983-87
14.	Larry Good	333	1966-68
15.	Tommy Luginbill	327	1994
16.	Todd Rampley	302	1984-88

COMPLETION PCT. / CAREER

1.	George Godsey	.633	1998-01
2.	Joe Hamilton	.617	1996-99
3.	John Dewberry	.582	1983-85
4.	A.J. Suggs	.576	2002-03
5.	Donnie Davis	.564	1992-95
6.	Tommy Luginbill	.557	1994
7.	Jim Bob Taylor	.551	1981-82
8.	Jim Stevens	.550	1972-73
9.	Jimmy Southard	.547	1947-49
10.	Darrell Crawford	.536	1949-51
	Shawn Jones	.536	1989-92
12.	Stu Rogers	.530	1980-83

TOUCHDOWN PASSES / CAREER

1.	Joe Hamilton	65	1996-99
2.	Reggie Ball	57	2003-06
3.	Shawn Jones	51	1989-92
4.	George Godsey	41	1998-01
5.	Eddie McAshan	32	1970-72
6.	John Dewberry	27	1983-85
7.	Mike Kelley	23	1978-81
8.	Donnie Davis	22	1992-95
9.	Frank Broyles	21	1943-46

10.	Billy Lothridge	18	1961-63
11.	Darrell Crawford	17	1949-51
12.	Bill Brigman	16	1952-54
13.	Tommy Luginbill	14	1994
	Kim King	14	1965-67
	A.J. Suggs	14	2002-03

PASSING EFFICIENCY / CAREER

Minimum 100 attempts

1.	Joe Hamilton	148.2	1996-99
2.	George Godsey	143.6	1998-01
3.	Toppy Vann	134.6	1953-56
4.	Jimmy Southard	129.2	1947-49
5.	Shawn Jones	125.6	1989-92
6.	John Dewberry	125.5	1983-85
7.	Donnie Davis	121.4	1992-95
8.	Pepper Rodgers	118.6	1951-53
9.	Bill Brigman	116.2	1952-54
10.	Darrell Crawford	113.6	1949-51
11.	A.J. Suggs	113.4	2002-03
12.	Jack Williams	110.2	1968-70
13.	Billy Lothridge	110.1	1961-63
14.	Jim Bob Taylor	109.9	1981-82
15.	Rudy Allen	107.9	1974-75



Reggie BALL

300-YARD PASSING GAMES

486	George Godsey	vs. Virginia, 2001
454	George Godsey	vs. Clemson, 2000
416	Darrell Gast	vs. Duke, 1987
387	Joe Hamilton	vs. Florida State, 1999
387	Joe Hamilton	vs. Maryland, 1999
371	Eddie McAshan	vs. Rice, 1972
361	Mike Kelley	vs. Navy, 1979
354	George Godsey	vs. Maryland, 2000
341	Joe Hamilton	vs. Georgia, 1999
337	Joe Hamilton	vs. Virginia, 1997
333	George Godsey	vs. Wake Forest, 2000
333	Mike Kelley	vs. Georgia, 1980
326	Taylor Bennett	vs. West Virginia, 2006
324	Joe Hamilton	vs. Duke, 1999
323	George Godsey	vs. Virginia, 2000
322	Joe Hamilton	vs. Clemson, 1999
320	Reggie Ball	vs. North Carolina, 2005
320	George Godsey	vs. Maryland, 2001
319	Kim King	vs. Virginia, 1965
317	Rick Strom	vs. The Citadel, 1987
313	Tommy Luginbill	vs. North Carolina, 1994
310	Tommy Luginbill	vs. Virginia, 1994
309	Taylor Bennett	vs. Maryland, 2007
305	Shawn Jones	vs. Georgia, 1992
304	Frank Broyles	vs. Tulsa, 1945
303	Joe Hamilton	vs. North Carolina, 1998



Darrell Gast



Eddie McAshan

PASSING EFFICIENCY / GAME

	Player	Opponent	Att-Cmp	Yds	TD	Int	Rating
1.	George Godsey	Navy, 2001	8-9	158	2	0	309.69
2.	George Godsey	Wake Forest, 2000	16-21	333	4	0	272.25
3.	Joe Hamilton	Florida State, 1999	22-25	387	4	0	270.83
4.	Rick Strom	The Citadel, 1987	11-18	317	3	1	252.93
5.	George Godsey	The Citadel, 2001	14-16	222	2	0	245.30
6.	Jaybo Shaw	Duke, 2008	9-13	230	1	0	243.20
7.	Shawn Jones	Georgia, 1990	15-20	225	4	0	235.50
8.	Joe Hamilton	Maryland, 1997	17-21	265	3	0	234.10
9.	Donnie Davis	Duke, 1993	14-19	280	2	0	232.21
10.	George Godsey	Maryland, 2000	19-26	354	2	0	212.83
11.	Joe Hamilton	Duke, 1996	15-19	207	2	0	205.20

CONSECUTIVE PASSES WITHOUT AN INTERCEPTION

1.	Joe Hamilton	161	North Carolina, 1997 - Boston College, 1998
2.	George Godsey	132	Duke, 2000 - Georgia, 2000
3.	A.J. Suggs	126	Wake Forest, 2002 - NC State 2002
4.	Shawn Jones	122	Stanford, 1991 - NC State, 1992
5.	George Godsey	120	NC State, 1999 - NC State, 2000
6.	Joe Hamilton	103	Boston College, 1998 - NC State, 1998



Receiving



Jonathan Smith

INDIVIDUAL RECORDS

Mot Passes Caught

Game	14	John Sias vs. Navy, 1968 Steve Harkey vs. South Carolina, 1970 Robert Lavette vs. Notre Dame, 1981 Kelly Campbell vs. Clemson, 2000
Season	78	Jonathan Smith, 2003
Career	195	Kelly Campbell, 1998-01

Most Yards Gained

Game	243	Dez White vs. Virginia, 1998
Season	1,202	Calvin Johnson, 2006
Career	2,927	Calvin Johnson, 2004-06

Most Touchdown Receptions

Game	4	Buck Martin vs. Auburn, 1951
Season	15	Calvin Johnson, 2006
Career	28	Calvin Johnson, 2004-06

Best Average Per Reception

Season	22.2	Gary Lee, 1985 (min. 25 rec.)
Career	20.4	Dez White, 1997-99 (min. 50 rec.)

CAREER RECEPTIONS LEADERS

Player	Years	Rec.	TD	Yards	Avg
1. Kelly Campbell	1998-01	195	24	2,907	14.9
2. Calvin Johnson	2004-06	178	28	2,927	16.4
3. Jonathan Smith	2000-03	174	12	2,238	12.9
4. Kerry Watkins	1999-02	171	22	2,680	15.7
5. Harvey Middleton	1994-97	165	13	2,291	13.9
6. Will Glover	1999-02	122	9	1,316	10.8
7. Bobby Rodriguez	1989-92	115	7	1,681	14.6
8. Jerry Mays	1985-89	115	10	869	7.6
9. Robert Lavette	1981-84	114	1	862	7.6
10. John Sias	1966-68	110	10	1,727	15.7
11. Jimmy Robinson	1972-74	101	13	1,633	16.2
12. Derrick Steagall	1993-97	99	9	1,639	16.6
13. Greg Lester	1987-91	93	13	1,633	17.6
14. Nate Curry	2000-04	92	8	1,185	12.9
15. Dez White	1997-99	90	14	1,833	20.4
16. Ken Whisenhunt	1980-84	82	7	1,264	15.4
17. James Johnson	2005-07	78	9	1,240	15.9
18. Emmett Merchant	1988-91	77	8	1,125	14.6
19. Demaryius Thomas	2007-08	74	7	1,185	16.0
20. Joe Burns	1998-01	74	3	681	9.2
21. Mike Sheridan	1995-98	69	2	840	12.2

RECEPTIONS / SEASON

1. Jonathan Smith	78	2003
2. Calvin Johnson	76	2006
3. Kerry Watkins	71	2002
4. Kelly Campbell	69	1999
5. Harvey Middleton	64	1996
6. John Sias	61	1968
7. Kelly Campbell	59	2000
8. Kelly Campbell	56	2001
9. Jonathan Smith	53	2001
10. Harvey Middleton	52	1997
11. Calvin Johnson	52	2005
12. Bobby Rodriguez	51	1992
13. Jimmy Robinson	48	1972
14. Calvin Johnson	48	2004
15. Will Glover	47	2002

RECEIVING YARDS / SEASON

1. Calvin Johnson	1,202	2006
2. Jonathan Smith	1,138	2003
3. Kelly Campbell	1,105	1999
4. Kerry Watkins	1,050	2002
5. Dez White	973	1998
6. Kelly Campbell	963	2000
7. John Sias	902	1968
8. Calvin Johnson	888	2005
9. Dez White	860	1999
10. Harvey Middleton	839	1997
11. Calvin Johnson	837	2004
12. Jimmy Robinson	812	1972
13. Harvey Middleton	804	1996
14. Drew Hill	708	1978
15. Kelly Campbell	708	2001

YARDS PER RECEPTION / SEASON

Minimum 25 Receptions		
1. Gary Lee	22.2	1985
2. Dez White	21.2	1998
3. Kris Kentera	21.0	1979
4. Drew Hill	19.6	1978
5. Dez White	19.5	1999
6. Derrick Steagall	19.5	1997
7. Greg Lester	19.3	1991
8. Jason McGill	19.1	1992
9. Ken Whisenhunt	19.1	1984
10. Kerry Watkins	18.5	2000

RECEIVING TOUCHDOWNS / SEASON

1. Calvin Johnson	15	2006
2. Kelly Campbell	10	1999
3. Kelly Campbell	10	2000
4. Dez White	9	1998
5. Jimmy Robinson	9	1972
6. Buck Martin	8	1951
7. Harvey Middleton	7	1997
8. Craig Baynham	7	1965
9. Calvin Johnson	7	2004

100-YARD GAMES / SEASON

1. Calvin Johnson	7	2006
2. Jonathan Smith	6	2003
3. Harvey Middleton	6	1997
4. John Sias	5	1968
5. Kelly Campbell	4	1999
6. Dez White	4	1998
7. Dez White	4	1999

RECEIVING YARDS / CAREER

1. Calvin Johnson	2,927	2004-06
2. Kelly Campbell	2,907	1998-01
3. Kerry Watkins	2,680	1999-02
4. Harvey Middleton	2,291	1994-96
5. Jonathan Smith	2,238	2000-03
6. Dez White	1,833	1997-99
7. John Sias	1,727	1966-68
8. Bobby Rodriguez	1,681	1989-92
9. Derrick Steagall	1,639	1993-97
10. Jimmy Robinson	1,633	1972-74
11. Greg Lester	1,633	1987-91
12. Will Glover	1,316	1999-02
13. Gary Lee	1,299	1983-86
14. Ken Whisenhunt	1,264	1980-84
15. James Johnson	1,240	2005-07
16. Demaryius Thomas	1,185	2007-08
17. Nate Curry	1,185	2000-04
18. Emmett Merchant	1,125	1988-91
19. Drew Hill	1,080	1975-78
20. Jason McGill	978	1990-92
21. Levon Thomas	928	2001-04

YARDS PER RECEPTION / CAREER

Minimum 50 Receptions

1. Dez White	20.4	1997-99
2. Gary Lee	19.4	1983-86
3. Drew Hill	19.3	1975-78
4. Jason McGill	19.2	1990-92
5. Greg Lester	17.6	1987-91
6. Derrick Steagall	16.6	1993-97
7. Calvin Johnson	16.4	2004-06
8. Marlon Heggs	16.3	1979-80
9. Dick Harvin	16.2	1948-50
10. Jimmy Robinson	16.2	1972-74

RECEIVING TOUCHDOWNS / CAREER

1. Calvin Johnson	28	2004-06
2. Kelly Campbell	24	1998-01
3. Kerry Watkins	22	1999-02
4. Dez White	14	1997-99
5. Buck Martin	14	1950-52
6. Gary Lee	14	1983-86
7. Harvey Middleton	13	1994-97
8. Jimmy Robinson	13	1972-74
9. Greg Lester	13	1987-91
10. Jonathan Smith	12	2000-03
11. Jerry Mays	10	1985-89
12. John Sias	10	1966-68

100-YARD GAMES / CAREER

1. Calvin Johnson	13	2004-06
2. Harvey Middleton	10	1994-97
3. Kelly Campbell	10	1998-00
4. Dez White	8	1997-99
5. Jonathan Smith	7	2000-03
6. John Sias	7	1966-69
7. Kerry Watkins	5	1999-02
8. Derrick Steagall	4	1993-97
9. Jimmy Robinson	4	1972-74

CONSECUTIVE GAMES WITH A RECEPTION

1. Harvey Middleton	40	1994-97
2. Kelly Campbell	32	1999-01
3. Calvin Johnson	30	2004-06
4. Kerry Watkins	29	2000-02
5. Robert Lavette	27	1981-83
6. Jerry Mays	24	1986-89
7. Dez White	24	1997-99
8. Marlon Heggs	20	1979-80
9. John Sias	20	1967-68
10. Charlie Simmons	18	1993-94



ALL-TIME 100-YARD RECEIVING GAMES

Yds.	Player, Game (Receptions)
243	Dez White vs. Virginia, 1998 (6)
230	Demaryius Thomas vs. Duke, 2008 (9)
223	Derrick Steagall vs. Virginia, 1997 (7)
215	Dez White vs. Maryland, 1999 (5)
209	Kelly Campbell vs. Clemson, 2000 (14)
203	Kelly Campbell vs. North Carolina, 1999 (7)
203	Kris Kentera vs. Navy, 1979 (6)
202	Buck Martin vs. Auburn, 1951 (10)
198	John Sias vs. Navy, 1968 (14)
194	Jonathan Smith vs. Wake Forest, 2003 (7)
193	Kelly Campbell vs. Syracuse, 2001 (10)
193	Greg Lester vs. Duke, 1987 (7)
190	Kelly Campbell vs. Duke, 1999 (11)
186	Calvin Johnson vs. West Virginia, 2006 (9)
176	Jason McGill vs. Maryland, 1992 (7)
172	Will Glover vs. Virginia, 2001 (13)
171	Dez White vs. North Carolina, 1998 (6)
171	Craig Baynham vs. Virginia, 1965 (9)
170	Jonathan Smith vs. Clemson, 2003 (9)
168	Calvin Johnson vs. NC State, 2006 (9)
165	Calvin Johnson vs. Virginia, 2006 (6)
165	Dez White vs. Georgia, 1999 (9)
164	Drew Hill vs. Notre Dame, 1978 (6)
161	Kerry Watkins vs. Virginia, 2001 (9)
155	Greg Smith vs. North Carolina, 2007 (6)
155	Jonathan Smith vs. NC State, 2003 (9)
155	Will Glover vs. Wake Forest, 2001 (8)
154	Drew Hill vs. Duke, 1978 (5)
148	John Sias vs. Tennessee, 1967 (7)
147	Kelly Campbell vs. Wake Forest, 2000 (5)
147	Kerry Watkins vs. Maryland, 2000 (5)
146	Jimmy Robinson vs. Rice, 1972 (7)
144	John Sias vs. TCU, 1967 (5)
143	John Sias vs. Duke, 1968 (6)
142	Charlie Rogers vs. Central Fla., 1996 (7)
141	Kelly Campbell vs. Florida State, 1999 (7)
140	Harvey Middleton vs. Georgia, 1997 (7)
139	Demaryius Thomas vs. Maryland, 2007 (9)
139	Kerry Watkins vs. Clemson, 2002 (7)
138	Jimmy Robinson vs. Michigan St., 1972 (7)
136	James Johnson vs. Virginia Tech, 2007 (7)
135	Kelly Campbell vs. Clemson, 1999 (8)
133	Calvin Johnson vs. Maryland, 2006 (10)
132	Steve Harkey vs. South Carolina, 1970 (14)
131	Calvin Johnson vs. Connecticut, 2004 (6)
131	Damarius Bilbo vs. N. Carolina, 2005 (8)
131	Mark Fields vs. Rice, 1972 (8)
130	Calvin Johnson vs. NC State, 2005 (10)
129	Harvey Middleton vs. Duke, 1996 (7)
129	Dez White vs. Notre Dame, 1998 (4)
127	Calvin Johnson vs. Clemson, 2004 (8)
127	Kelly Campbell vs. Duke, 2000 (6)
127	Kerry Watkins vs. Maryland, 2002 (9)
126	Gary Williams vs. Georgia, 1965 (9)
126	Harvey Middleton vs. Duke, 1995 (4)
125	Derrick Steagall vs. Duke, 1997 (6)
123	Calvin Johnson vs. Va Tech, 2005 (5)
122	Gary Lee vs. Georgia, 1986 (4)
122	Marlon Hegggs vs. Tulane, 1980 (4)
121	Jonathan Smith vs. BYU, 2003 (9)

Yds.	Player, Game (Receptions)
121	Leon Chadwick vs. Notre Dame, 1979 (4)
120	Jimmy Robinson vs. Tulane, 1973 (6)
119	Bobby Rodriguez vs. Georgia, 1990 (6)
117	Calvin Johnson vs. Wake Forest, 2006 (8)
116	Charlie Simmons vs. Duke, 1993 (4)
115	Calvin Johnson vs. Virginia Tech, 2006 (6)
114	Calvin Johnson vs. N. Carolina, 2005 (6)
114	Dez White vs. Florida State, 1999 (2)
113	Mike Sheridan vs. Maryland, 1996 (9)
113	Jimmy Robinson vs. S. Carolina, 1973 (6)
112	Bobby Rodriguez vs. Wake Forest, 1992 (7)
112	Keenan Walker vs. NC State, 1992 (5)
112	Ken Whisenhunt vs. Duke, 1984 (7)
112	Billy Martin vs. Florida State, 1963 (9)
111	Calvin Johnson vs. Notre Dame, 2006 (7)
111	Harvey Middleton vs. NC State, 1997 (6)
111	Kris Kentera vs. Auburn, 1979 (6)
110	Dez White vs. Duke, 1998 (5)
109	Harvey Middleton vs. Maryland, 1997 (8)
108	Calvin Johnson vs. Virginia, 2004 (5)
108	Jonathan Smith vs. Georgia, 2003 (9)
108	Jonathan Smith vs. Citadel, 2001 (7)
108	Kelly Campbell vs. Maryland, 2001 (9)
107	Harvey Middleton vs. Wake Forest, 1997 (7)
107	Harvey Middleton vs. Navy, 1996 (6)
107	Greg Lester vs. Boston College, 1991 (4)
107	Greg Lester vs. Auburn, 1987 (4)
106	Kelly Campbell vs. Stanford, 2001 (10)
106	Harvey Middleton vs. Clemson, 1996 (9)
106	Harvey Middleton vs. Duke, 1997 (7)
105	Nate Curry vs. Syracuse, 2004 (3)
105	Harvey Middleton vs. Clemson, 1997 (5)
105	Derrick Steagall vs. Wake Forest, 1993 (5)
105	Marlon Hegggs vs. Georgia, 1980 (5)
104	Jonathan Smith vs. Duke, 2003 (6)
103	John Sias vs. Auburn, 1968 (5)
103	Bill Sennett vs. Tulane, 1954 (4)
102	Kerry Watkins vs. Wake Forest, 2002 (5)
102	Derrick Steagall vs. Furman, 1993 (3)
102	Billy Williamson vs. Penn State, 1961 (4)
102	John Hicks vs. VMI, 1951 (2)
101	John Sias vs. Miami, 1968 (6)
100	Levon Thomas vs. Clemson, 2004 (8)
100	Dez White vs. Miami, 1999 (8)
100	John Sias vs. Tulane, 1968 (6)


Note: (#) denotes number of receptions




Kerry Watkins



Will Glover



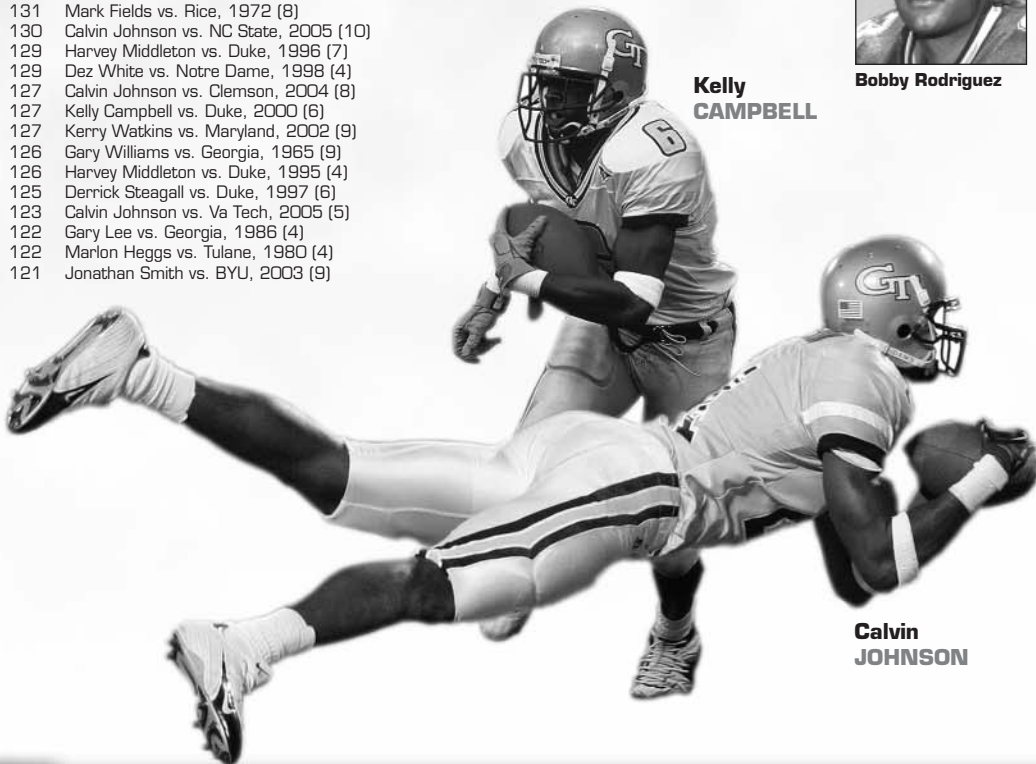
Harvey Middleton



Bobby Rodriguez

YEARLY RECEIVING LEADERS

Year	Player	Rec	Yds	TD
1950	John Weigle	23	368	5
1951	Buck Martin	37	506	8
1952	Buck Martin	28	398	6
1953	Henry Hair	16	187	3
1954	Henry Hair	24	270	4
1955	George Volkert	8	171	1
1956	Stan Flowers	10	141	2
1957	Jerome Green	9	86	1
	Ted Smith	9	79	0
1958	Fred Murphy	12	143	1
1959	Taz Anderson	10	89	1
1960	Chick Graning	16	158	1
1961	Billy Williamson	21	221	1
1962	Billy Martin	21	323	4
1963	Billy Martin	19	221	2
1964	Johnny Gresham	22	290	0
1965	Craig Baynham	30	368	7
1966	Steve Almond	24	265	1
1967	John Sias	42	671	4
1968	John Sias	61	902	4
1969	Steve Foster	19	200	1
1970	Larry Studdard	29	355	4
1971	Mike Owen	33	361	1
1972	Jimmy Robinson	48	812	9
1973	Jimmy Robinson	34	597	2
1974	Jimmy Robinson	19	224	2
1975	Steve Raible	13	277	4
1976	John Steele	14	233	1
1977	Drew Hill	7	102	2
1978	Drew Hill	36	708	4
1979	Kris Kentera	25	526	4
	Marlon Hegggs	25	397	2
	Leon Chadwick	25	355	3
1980	Marlon Hegggs	29	483	1
1981	Robert Lavette	45	307	0
1982	Robert Lavette	25	286	0
1983	Robert Lavette	21	123	1
1984	Ken Whisenhunt	27	517	3
1985	Gary Lee	29	645	6
1986	Gary Lee	24	386	4
1987	Greg Lester	33	593	4
1988	Jerry Mays	46	338	2
1989	Jerry Mays	37	275	4
1990	Emmett Merchant	29	489	3
1991	Greg Lester	35	676	5
1992	Bobby Rodriguez	51	621	2
1993	Omar Cassidy	26	395	2
1994	Charlie Simmons	40	587	6
1995	Harvey Middleton	31	444	3
1996	Harvey Middleton	64	804	3
1997	Harvey Middleton	52	839	7
1998	Dez White	46	973	9
1999	Kelly Campbell	69	1,105	10
2000	Kelly Campbell	59	963	10
2001	Kelly Campbell	56	708	3
2002	Kerry Watkins	71	1,050	5
2003	Jonathan Smith	78	1,138	5
2004	Calvin Johnson	48	837	7
2005	Calvin Johnson	54	888	6
2006	Calvin Johnson	76	1,202	15
2007	Greg Smith	37	588	2
2008	Demaryius Thomas	39	627	3



Kelly CAMPBELL

Calvin JOHNSON



Total Offense

INDIVIDUAL RECORDS

Most Plays

Game	68	Larry Good vs. Tennessee, 1968
Season	489	Reggie Ball, 2003
Career	1,858	Reggie Ball, 2003-06

Most Yards

Game	477	George Godsey vs. Virginia, 2001
Season	3,794	Joe Hamilton, 1999
Career	10,640	Joe Hamilton, 1996-99

Most Yards Per Game

Season	344.9	Joe Hamilton, 1999
Career	247.4	Joe Hamilton, 1996-99

Most Yards Per Play

Season	8.27	Joe Hamilton, 1999
Career	6.99	Joe Hamilton, 1996-99

Touchdown Responsibility

Game	5	Joe Hamilton vs. Clemson, 1999
		Joe Hamilton vs. Florida State, 1999
		Eddie McAshan vs. Rice, 1972
Season	35	Joe Hamilton, 1999
Career	83	Joe Hamilton, 1996-99

TEAM RECORDS

Most Plays

Game	97	vs. South Carolina, 1970
		vs. Clemson, 2000
Season	913	2001

Most Yards

Game	706	vs. The Citadel, 1948
Season	5,599	1999

Most Yards Per Game

Season	509.0	1999
--------	-------	------

Most Yards Per Play

Season	6.81	1999
--------	------	------

Most First Downs

Game	34	vs. Virginia, 2000
Season	287	1999



Eddie Lee Ivery



Kim King



Billy Lothridge

Mike
KELLEYJohn
DEWBERRY

CAREER TOTAL OFFENSE LEADERS

Player, Pos.	Years	Plays	Rush	Pass	TDR	Yards
1. Joe Hamilton, QB	1996-99	1,521	1,758	8,882	83	10,640
2. Reggie Ball, QB	2003-06	1,858	1,451	8,128	68	9,579
3. Shawn Jones, QB	1989-92	1,609	855	8,441	70	9,296
4. George Godsey, QB	1998-01	896	-12	6,137	47	6,125
5. Mike Kelley, QB	1978-81	987	-51	5,249	24	5,198
6. John Dewberry, QB	1983-85	805	630	4,193	36	4,823
7. Eddie McAshan, QB	1970-72	913	182	4,080	35	4,262
8. Robert Lavette, RB	1981-84	918	4,066	27	46	4,093
9. Donnie Davis, QB	1992-95	654	749	3,261	29	4,010
10. Jerry Mays, RB	1985-89	701	3,699	58	18	3,757
11. Eddie Lee Ivery, RB	1975-78	617	3,517	53	30	3,570
12. Tashard Choice, RB	2005-07	676	3,365	17	28	3,382
13. P.J. Daniels, RB	2002-05	709	3,346	13	24	3,359
14. Kim King, QB	1965-67	712	506	2,763	21	3,269
15. Billy Lothridge, QB	1961-63	670	746	2,394	33	3,140
16. Taylor Bennett, QB	2005-07	477	2804	-27	17	2,777
17. Larry Good, QB	1966-68	504	623	2,052	18	2,675
18. Joe Burns, RB	1998-01	614	2,675	0	31	2,634
19. A.J. Suggs, QB	2002-03	442	26	2,422	14	2,427
20. Rick Strom, QB	1983-87	480	178	2,199	13	2,377

TOTAL OFFENSE/SEASON

1. Joe Hamilton	3,794	1999
2. George Godsey	3,040	2001
3. George Godsey	2,945	2000
4. Joe Hamilton	2,792	1997
5. Shawn Jones	2,649	1991
6. Reggie Ball	2,546	2005
7. Reggie Ball	2,479	2004
8. Joe Hamilton	2,464	1998
9. Reggie Ball	2,380	2003
10. Shawn Jones	2,285	1990
11. Shawn Jones	2,284	1992
12. A.J. Suggs	2,263	2002
13. John Dewberry	2,175	1984
14. Taylor Bennett	2,123	2007
15. Mike Kelley	2,107	1979
16. Shawn Jones	2,078	1989



A.J. Suggs

YEARLY TOTAL OFFENSE LEADERS

Year	Player	Plays	Yards	Year	Player	Plays	Yards
1950	Bobby North	145	663	1980	Mike Kelley	169	809
1951	Darrell Crawford	216	1,194	1981	Mike Kelley	198	791
1952	Bill Teas	152	788	1982	Jim Bob Taylor	308	1,831
1953	Pepper Rodgers	111	650	1983	John Dewberry	202	1,013
1954	Bill Brigrman	94	520	1984	John Dewberry	304	2,175
1955	George Volkert	87	653	1985	John Dewberry	299	1,635
1956	Tippy Vann	136	543	1986	Rick Strom	240	1,144
1957	Fred Braselton	177	517	1987	Rick Strom	204	1,093
1958	Floyd Faucette	83	473	1988	Todd Rampley	298	1,479
1959	Fred Braselton	95	396	1989	Shawn Jones	383	2,078
1960	Stan Gann	138	679	1990	Shawn Jones	336	2,285
1961	Stan Gann	172	577	1991	Shawn Jones	453	2,649
1962	Billy Lothridge	284	1,484	1992	Shawn Jones	437	2,284
1963	Billy Lothridge	270	1,240	1993	Donnie Davis	309	2,067
1964	Jerry Priestley	112	505	1994	Tommy Luginbill	362	2,040
1965	Kim King	322	1,676	1995	Donnie Davis	319	1,852
1966	Larry Good	145	852	1996	Joe Hamilton	283	1,590
1967	Kim King	199	806	1997	Joe Hamilton	408	2,792
1968	Larry Good	244	1,356	1998	Joe Hamilton	371	2,464
1969	Brent Cunningham	118	459	1999	Joe Hamilton	459	3,794
1970	Eddie McAshan	292	1,209	2000	George Godsey	404	2,945
1971	Eddie McAshan	314	1,290	2001	George Godsey	450	3,040
1972	Eddie McAshan	307	1,763	2002	A.J. Suggs	415	2,263
1973	Jim Stevens	307	1,480	2003	Reggie Ball	489	2,380
1974	David Sims	144	881	2004	Reggie Ball	460	2,479
1975	Danny Myers	125	704	2005	Reggie Ball	483	2,546
1976	David Sims	170	867	2006	Reggie Ball	426	2,174
1977	Eddie Lee Ivery	155	905	2007	Taylor Bennett	371	2,123
1978	Eddie Lee Ivery	269	1,589	2008	Josh Nesbitt	295	1,501
1979	Mike Kelley	399	2,107				



All-Purpose Yards

CAREER ALL-PURPOSE YARDAGE LEADERS


Player	Years	Plays	Rush	Rec.	KOR	PR	TD	Total
1. Robert Lavette	1981-84	1,049	4,066	862	465	0	46	5,393
2. Jerry Mays	1985-89	817	3,699	869	175	0	26	4,743
3. Kelly Campbell	1998-01	267	152	2,907	1,415	0	27	4,472
4. Eddie Lee Ivery	1975-78	653	3,517	406	311	90	24	4,324
5. P.J. Daniels	2002-05	774	3,346	369	234	0	26	3,949
6. Drew Hill	1975-78	201	370	1,080	2,357	4	14	3,815
7. Charlie Rogers	1995-98	368	1,287	657	1,264	485	10	3,693
8. Tashard Choice	2005-07	702	3,365	281	0	0	29	3,646
9. Dez White	1997-99	170	67	1,833	1,701	0	16	3,601
10. Joe Burns	1998-01	698	2,634	681	194	0	34	3,509
11. Kerry Watkins	1999-02	220	182	2,680	481	0	22	3,343
12. Calvin Johnson	2004-06	188	40	2,297	0	0	29	2,967
13. Jonathan Smith	2000-03	251	194	2,238	22	477	15	2,931
14. Harvey Middleton	1994-97	219	12	2,291	200	376	13	2,879
15. C.J. Williams	1994-96	595	2,365	404	73	18	24	2,860
16. Billy Teas	1951-54	357	1,689	314	238	399	12	2,640
17. Jonathan Dwyer	2007-	314	1,831	226	477	0	22	2,534
18. Cory Collier	1983-86	430	1,590	222	627	75	10	2,514
19. Derrick Steagall	1993-97	150	133	1639	687	28	9	2,487
20. David Sims	1974-76	388	2,274	47	17	0	21	2,338
21. Gary Lee	1983-86	134	47	1,299	874	81	16	2,301
22. William Bell	1989-93	447	2,026	246	0	0	16	2,272




Robert Lavette

YEARLY ALL-PURPOSE LEADERS

Year	Player	Plays	Yards
1948	Bob McCoy	54	530
1949	Bobby North	139	822
1950	Bobby North	149	706
1951	Leon Hardeman	144	851
1952	Billy Teas	180	1,195
1953	Billy Teas	137	1,061
1954	Jimmy Thompson	53	519
1955	George Volkert	97	877
1956	Ken Owen	116	773
1957	Lester Simmerville	95	584
1958	Floyd Faucette	99	659
1959	Taz Anderson	85	550
1960	Billy Williamson	93	798
1961	Billy Williamson	101	745
1962	Joe Auer	68	512
1963	Joe Auer	82	552
1964	Johnny Gresham	136	980
1965	Lenny Snow	150	901
1966	Lenny Snow	216	889
1967	John Sias	54	752
1968	John Sias	65	922
1969	Gene Spiotta	108	703
1970	Brent Cunningham	164	990
1971	Brent Cunningham	115	610
1972	Jimmy Robinson	51	828
1973	Jimmy Robinson	57	742
1974	David Sims	151	913
1975	Drew Hill	55	754
1976	Eddie Lee Ivery	151	844
1977	Eddie Lee Ivery	160	1,101
1978	Eddie Lee Ivery	291	1,879
1979	Marlon Heggs	45	813
1980	Marlon Heggs	41	691
1981	Robert Lavette	250	1,562
1982	Robert Lavette	309	1,570
1983	Robert Lavette	207	926
1984	Robert Lavette	283	1,335
1985	Gary Lee	53	975
1986	Jerry Mays	173	1,044
1987	Richard Hills	139	1,079
1988	Jerry Mays	240	1,280
1989	Jerry Mays	286	1,624
1990	William Bell	174	1,050
1991	Jimy Lincoln	217	1,036
1992	Jason McGill	37	663
1993	Dorsey Levens	131	1,163
1994	C.J. Williams	135	716
1995	C.J. Williams	271	1,331
1996	Charlie Rogers	160	1,477
1997	Harvey Middleton	76	1,031
1998	Dez White	72	1,655
1999	Dez White	84	1,616
2000	Kelly Campbell	89	1,682
2001	Joe Burns	312	1,457
2002	Kerry Watkins	103	1,570
2003	Jonathan Smith	125	1,569
2004	Levon Thomas	60	1,088
2005	P.J. Daniels	219	1,104
2006	Tashard Choice	309	1,571
2007	Tashard Choice	276	1,486
2008	Jonathan Dwyer	216	1,775



Joe Burns



Dez White

ALL-PURPOSE YARDS / SEASON

Player	Plays	Yards	Year
1. Eddie Lee Ivery	291	1,879	1978
2. Jonathan Dwyer	215	1,775	2008
3. Kelly Campbell	89	1,682	2000
4. Dez White	72	1,655	1998
5. Jerry Mays	286	1,624	1989
6. Dez White	84	1,616	1999
7. Tashard Choice	309	1,571	2006
8. Robert Lavette	309	1,570	1982
Kerry Watkins	103	1,570	2002

TDs RESPONSIBLE FOR / SEASON

Player	Plays	Yards	Year
1. Joe Hamilton	35		1999
2. George Godsey	25		2000
3. Reggie Ball	22		2006
George Godsey	22		2001
5. Joe Hamilton	21		1998
6. Robert Lavette	19		1982
Shawn Jones	19		1990
8. Shawn Jones	18		1991
Shawn Jones	18		1992
Reggie Ball	18		2004
11. Joe Hamilton	17		1997
Eddie McAshan	17		1972

TDs RESPONSIBLE FOR / CAREER

Player	Plays	Yards	Year
1. Joe Hamilton	83		1996-99
2. Shawn Jones	70		1989-92
3. Reggie Ball	68		2003-06
4. George Godsey	47		1998-01
5. Robert Lavette	46		1981-84
6. John Dewberry	36		1983-85
7. Eddie McAshan	35		1970-72
8. Billy Lothridge	33		1961-63
9. Joe Burns	31		1998-01
10. Darrell Crawford	30		1949-51

Attendance

YEARLY ATTENDANCE

Year	W-L-T	Average
1949	6-1	32,500
1950	3-4	27,858
1951	6-0-1	29,858
1952	8-0	31,748
1953	6-0	35,750
1954	5-2	34,286
1955	5-1-1	37,250
1956	4-1	39,600
1957	2-2-2	39,834
1958	4-1-1	42,883
1959	2-3	43,940
1960	4-1	43,492
1961	5-0	44,986
1962	4-1-1	49,375
1963	5-1	46,522
1964	5-2	48,062
1965	5-2	47,375
1966	7-0	44,578
1967	3-3	56,386
1968	3-3	47,213
1969	4-3	48,059
1970	6-1	48,250
1971	5-3	50,038
1972	5-1-1	45,029
1973	4-3	51,583
1974	5-2	40,472
1975	6-2	43,475
1976	3-3-1	43,047
1977	4-3	44,836
1978	5-2	34,200
1979	4-3	36,374
1980	1-4-1	34,555
1981	0-6	38,456
1982	3-2	36,687
1983	2-4	36,817
1984	4-2	43,381
1985	5-2	40,210
1986	4-1-1	32,200
1987	2-4	34,899
1988	3-3	36,180
1989	6-1	34,352
1990	6-0	42,014
1991	5-1	42,327
1992	4-2	43,178

LARGEST CROWDS AT BOBBY DODD STADIUM

Year	Opponent	Attendance
1973	Georgia	60,316
1971	Auburn	60,204
1971	Georgia	60,124
1969	Georgia	60,106
1977	Georgia	60,104
1967	Notre Dame	60,024

LARGEST ROAD/NEUTRAL SITE CROWDS

Year	Opponent	Attendance
1983	at Tennessee	94,768
1985	at Tennessee	94,575
1981	at Tennessee	94,478
1987	at Tennessee	93,011
2008	at Georgia	92,746
2006	at Georgia	92,746
2004	at Georgia	92,746
2005	at Auburn	87,451
2002	at Georgia	86,520
1998	at Georgia	86,117
2000	at Georgia	85,912
1992	at Georgia	85,434
1994	at Georgia	84,113
2000	at Clemson	84,000
1991	at Clemson	83,500
2006	at Clemson	83,000



Levon Thomas

SCORING

Scoring

CAREER SCORING LEADERS

Player, Pos.	Years	TD	PAT	2P	FG	TP
1. Luke Manget, K	1999-02	0	160-160	0	54-77	322
2. Travis Bell, K	2004-07	0	138-138	0	61-84	321
3. Scott Sisson, K	1989-92	0	119-121	0	60-88	299
4. Robert Lavette, RB	1981-84	46	0	0	0	276
5. Joe Burns, RB	1998-01	34	0	1	0	206
6. Billy Lothridge, QB-K	1961-63	15	51-62	0	21-33	204
7. Calvin Johnson, WR	2004-06	29	0	0	0	174
8. David Bell, K	1983-86	0	76-77	0	32-46	172
9. Tashard Choice, RB	2005-07	28	0	0	0	168
Jerry Mays, RB	1985-89	28	0	0	0	168
11. Kelly Campbell, WR	1998-01	27	0	0	0	162
12. Johnny Smith, K	1977-80	0	75-81	0	28-48	159
13. Eddie Lee Ivery, RB	1975-78	26	0	1	0	158
Brad Chambers, K	1995-98	0	77-80	0	27-40	158
15. P.J. Daniels, RB	2002-04	26	0	0	0	156
16. Ron Rice, K	1980-83	0	63-65	0	29-53	150
17. C.J. Williams, RB	1994-96	24	0	0	0	144
18. Thomas Palmer, K	1985-88	0	54-57	0	28-45	138
Kerry Watkins, WR	1999-02	22	0	3	0	138
20. Jonathan Dwyer, RB	2007-	22	0	1	0	134

INDIVIDUAL RECORDS

Most Points Scored

Game	24	C.J. Williams vs. NC State, 1995; Robert Lavette vs. Virginia, 1982; George Maloof vs. Georgia, 1951; Buck Martin vs. Auburn, 1951; Joe Burns vs. North Carolina, 2000; Tony Hollings vs. Connecticut, 2002; P.J. Daniels vs. Tulsa, 2003
Season	114	Robert Lavette, 1982
Career	322	Luke Manget, 1999-2002

Most Touchdowns

Game	4	C.J. Williams vs. NC State, 1995; Robert Lavette vs. Virginia, 1982; George Maloof vs. Georgia, 1951; Buck Martin vs. Auburn, 1951; Joe Burns vs. North Carolina, 2000; Tony Hollings vs. Connecticut, 2002; P.J. Daniels vs. Tulsa, 2003
Season	19	Robert Lavette, 1982
Career	46	Robert Lavette, 1981-84

Most Defensive Touchdowns

Game	2	Rick Lewis vs. Tulane, 1970
Season	3	Jeff Ford, 1969
Career	4	Jeff Ford, 1969-71

Most Two-Point Conversions

Game	2	Joel Stevenson vs. Duke, 1968 Kerry Watkins vs. Wake Forest, 1999
Season	2	Joel Stevenson, 1968; Kenny Bounds, 1968 Joe Hamilton, 1998; Kerry Watkins, 1999
Career	3	Kerry Watkins, 1999-02

TEAM RECORDS

Most Points Scored

Game	222	vs. Cumberland, 1916
Season	491	1917
	448	1999 (modern record)

Most Touchdowns

Game	32	vs. Cumberland, 1916
	10	vs. Navy, 2001 (modern record)
Season	59	1999 (modern record)

Most Defensive Touchdowns

Game	2	vs. Duke, 1996; vs. Tulane, 1970; vs. Samford, 2006
Season	7	1998

Most Touchdowns on Fumble Returns

Season	7	1998 (NCAA Record)
--------	---	--------------------

Most Two-Point Conversions


Game	3	vs. Duke, 1968
Season	5	1968

Most Safeties


Season	2	1951, 1952, 1953, 1991
--------	---	------------------------



Luke Manget



Travis Bell



Scott Sisson

TOUCHDOWNS / SEASON

1. Robert Lavette	19	1982
2. Calvin Johnson	15	2006
Joe Burns	15	2001
4. Robert Lavette	14	1984
5. Jonathan Dwyer	13	2008
Joe Burns	13	2000
Sean Gregory	13	1999
C.J. Williams	13	1995
9. Tashard Choice	12	2006
Kelly Campbell	12	2000
Jerry Mays	12	1989
Lenny Snow	12	1966
13. Kelly Campbell	11	1999
Eddie Lee Ivery	11	1978
Tony Hollings	11	2002
P.J. Daniels	11	2003

POINTS / SEASON

1. Robert Lavette	114	1982
2. Travis Bell	106	2007
3. Luke Manget	97	2001
4. Joe Burns	92	2001
5. Calvin Johnson	90	2006
6. Billy Lothridge	89	1962
7. Luke Manget	86	1999
8. Robert Lavette	84	1984
Scott Sisson	84	1990
10. Brad Chambers	82	1998
11. Jonathan Dwyer	80	2008
12. Dan Burnett	79	2003
Travis Bell	79	2006
14. Joe Burns	78	2000
Sean Gregory	78	1999
C.J. Williams	78	1995
17. Scott Sisson	77	1992
18. Travis Bell	76	2004

TOUCHDOWNS / CAREER

1. Robert Lavette	46	1981-84
2. Joe Burns	34	1998-01
3. Calvin Johnson	29	2004-06
4. Tashard Choice	28	2005-07
Jerry Mays	28	1985-89
6. Kelly Campbell	27	1998-01
7. Eddie Lee Ivery	26	1975-78
P.J. Daniels	26	2002-05
9. C.J. Williams	24	1994-96
10. Jonathan Dwyer	22	2007-
Leon Hardeman	22	1951-53
Kerry Watkins	22	1999-00
13. David Sims	21	1974-76
14. Charles Wiley	19	1995-98
Shawn Jones	19	1989-92
Lenny Snow	19	1965-67
17. Joe Hamilton	18	1996-99
Malcolm King	18	1984-87

YEARLY SCORING LEADERS

Year	Player	TD	XP	2P	FG	TP
1950	John Weigle	5	0	0	0	30
1951	Buck Martin	9	0	0	0	54
1952	Pepper Rodgers	1	39	0	5	60
1953	Pepper Rodgers	4	13	0	1	40
1954	Jimmy Thompson	4	0	0	0	24
	Henry Hair	4	0	0	0	24
1955	Tippy Vann	6	1	0	0	37
1956	Tippy Vann	5	9	0	0	39
1957	Fred Braselton	2	3	0	0	15
1958	Tommy Wells	0	7	0	4	19
1959	Tommy Wells	0	15	0	2	21
1960	Tommy Wells	0	10	0	8	34
1961	Billy Lothridge	3	16	0	4	46
1962	Billy Lothridge	9	20	0	5	89
1963	Billy Lothridge	3	15	0	12	69
1964	Johnny Gresham	4	0	0	0	24
1965	Bunky Henry	0	27	0	5	42
1966	Lenny Snow	12	0	0	0	72
1967	Tom Carmichael	0	12	0	7	33
1968	Kenny Bounds	4	0	2	0	28
1969	Jack Moore	0	12	0	3	21
1970	B. Cunningham	7	0	0	0	42
1971	Tommy Lang	5	0	1	0	32
1972	Jimmy Robinson	9	0	1	0	56
1973	Cam Bonifay	0	18	0	12	54
1974	Danny Smith	0	27	0	6	45
1975	Danny Myers	7	0	0	0	42
1976	David Sims	9	0	0	0	54
1977	Eddie Lee Ivery	8	0	0	0	48
1978	Eddie Lee Ivery	11	0	1	0	68
1979	Johnny Smith	0	17	0	7	38
1980	Johnny Smith	0	7	0	5	22
1981	Robert Lavette	7	0	0	0	42
1982	Robert Lavette	19	0	0	0	114
1983	Ron Rice	0	25	0	9	52
1984	Robert Lavette	14	0	0	0	84
1985	Gary Lee	7	0	0	0	42
1986	David Bell	0	31	0	11	64
1987	Thomas Palmer	0	20	0	7	41
1988	Thomas Palmer	0	19	0	15	64
1989	Scott Sisson	0	30	0	15	75
1990	Scott Sisson	0	39	0	15	84
1991	Scott Sisson	0	30	0	11	63
1992	Scott Sisson	0	20	0	19	77
1993	Tyler Jarrett	0	27	0	9	54
	Dorsey Levens	9	0	0	0	54
1994	Chris Leone	0	17	0	9	44
1995	C.J. Williams	13	0	0	0	78
1996	C.J. Williams	9	0	0	0	54
1997	Dave Frakes	0	25	0	12	61
1998	Brad Chambers	0	46	0	12	82
1999	Luke Manget	0	53	0	11	86
2000	Joe Burns	13	0	0	0	78
2001	Luke Manget	0	40	0	19	97
2002	Tony Hollings	11	0	0	0	66
2003	Dan Burnett	0	28	0	17	79
2004	Travis Bell	0	31	0	15	76
2005	Travis Bell	0	27	0	11	60
2006	Calvin Johnson	15	0	0	0	90
2007	Travis Bell	0	37	0	23	106
2008	Jonathan Dwyer	13	0	1	0	80



Kicking

TECH'S PRIMARY KICKERS

Year	Player	PAT	FG	TP
1949	Bobby North	14	1	17
1950	Jim Patton	17-24	1-1	20
1951	Pepper Rodgers	16-19	2-3	22
	Glenn Turner	17-23	0-0	35
1952	Pepper Rodgers	39-44	5-5	54
1953	Pepper Rodgers	13-19	1-1	16
1954	Wade Mitchell	14-16	0	14
1955	Wade Mitchell	16-19	0	16
1956	Wade Mitchell	18-21	0	18
1957	Fred Braselton	3-5	0	3
	Cal James	3-5	0	3
	Urban Henry	0-1	1	3
1958	Tommy Wells	7-10	4-10	19
1959	Tommy Wells	15-16	2-5	21
1960	Tommy Wells	10-14	8-14	34
1961	Billy Lothridge	16-19	4-6	28
1962	Billy Lothridge	20-24	5-10	35
1963	Billy Lothridge	15-19	12-17	51
1964	Bunky Henry	14-14	0-2	14
	Jack Clark	2-2	3-6	11
1965	Bunky Henry	27-29	5-8	42
1966	Bunky Henry	32-32	5-10	47
1967	Tom Carmichael	12-13	7-10	33
1968	Johnny Duncan	13-15	3-7	22
1969	Jack Moore	12-12	3-6	21
1970	Jack Moore	19-21	5-9	34
1971	Cam Bonifay	0-0	9-13	27
	Bobby Thigpen	20-20	0-0	20
1972	Bobby Thigpen	30-31	3-4	39
	Cam Bonifay	0-0	4-9	12
1973	Cam Bonifay	18-20	12-15	54
1974	Danny Smith	27-29	6-11	45
1975	Don Bessillieu	22-26	5-8	37
1976	Danny Smith	27-28	6-11	45
1977	Johnny Smith	25-28	7-13	46
1978	Johnny Smith	26-27	9-13	53
1979	Johnny Smith	17-17	7-15	38
1980	Johnny Smith	7-9	5-5	22
1981	Ron Rice	13-15	5-11	28
1982	Ron Rice	25-25	12-21	61
1983	Ron Rice	25-25	9-15	52
1984	David Bell	33-33	13-15	72
1985	David Bell	12-13	8-11	36
	Thomas Palmer	14-14	5-11	29
1986	David Bell	31-31	11-20	64
1987	Thomas Palmer	20-23	7-13	41
1988	Thomas Palmer	19-19	15-20	64
1989	Scott Sisson	30-30	15-24	75
1990	Scott Sisson	39-39	15-23	84
1991	Scott Sisson	30-31	11-17	63
1992	Scott Sisson	20-21	19-24	77
1993	Tyler Jarrett	27-32	9-15	54
1994	Chris Leone	17-17	9-16	44
1995	Dave Frakes	16-18	10-15	46
1996	Brad Chambers	16-16	11-15	49
	Dave Frakes	7-7	4-11	19
1997	Dave Frakes	25-25	12-16	61
	Brad Chambers	6-6	4-4	18
1998	Brad Chambers	46-47	12-20	82
1999	Luke Manget	53-53	11-16	86
2000	Luke Manget	38-38	12-16	74
2001	Luke Manget	40-40	19-28	97
2002	Luke Manget	29-29	12-17	65
2003	Dan Burnett	28-29	17-21	79
2004	Travis Bell	31-31	15-17	76
2005	Travis Bell	27-27	11-21	60
2006	Travis Bell	43-43	12-18	79
2007	Travis Bell	37-37	23-28	106
2008	Scott Blair	33-35	12-19	69

INDIVIDUAL RECORDS

Most Points by Kicking	
Game: 17, Ron Rice vs. Citadel, 1982	
Season: 106, Travis Bell, 2007	
Career: 322, Luke Manget, 1999-02	
Most PAT's Attempted	
Game: 10, Luke Manget vs. Navy, 2001	
Season: 53, Luke Manget, 1999	
Career: 160, Luke Manget, 1999-02	
Most PAT's Made	
Game: 10, Luke Manget vs. Navy, 2001	
Season: 53, Luke Manget, 1999	
Career: 160, Luke Manget, 1999-02	
Most Consecutive PAT's Made	
Season: 53, Luke Manget, 1999	
Career: 160, Luke Manget, 1999-02	
Best PAT Percentage	
Career: 1,000, Luke Manget, 1999-02 (160-160)	
1,000, Travis Bell, 2004-07 (138-138)	
Most Field Goals Attempted	
Game: 7, Luke Manget vs. NC State, 2001	
Season: 28, Luke Manget, 2001	
28, Travis Bell, 2007	
Career: 88, Scott Sisson, 1989-92	
Most Field Goals Made	
Game: 5, Ron Rice vs. The Citadel, 1982	
Season: 23, Travis Bell, 2007	
Career: 61, Travis Bell, 2004-07	
Most Consecutive Field Goals Made	
Career: 15, Travis Bell, 2004	
Best Field Goal Percentage	
Season: .882, Travis Bell, 2004 (15-17)	
Career: .726, Travis Bell, 2004-07 (61-84)	
Longest Field Goal	
Game: 55, David Bell vs. Georgia, 1986	
55, E.O. Wheeler vs. VMI, 1973	
55, Ron Rice vs. Citadel, 1982	

TEAM RECORDS

Most Points by Kicking	
Game: 30, vs. Cumberland, 1916	
18, vs. Citadel, 1982 (modern record)	
Season: 107, 2007	
Most Field Goals Made	
Game: 5, vs. The Citadel, 1982	
Season: 23, 2007	
Most Field Goals Attempted	
Game: 7, vs. NC State, 2001	
Season: 28, Two times (2001, 2007)	
Most PAT's Made	
Game: 30, vs. Cumberland, 1916	
10 vs. Navy, 2001 (modern record)	
Season: 57, 1999	

LAST-SECOND FIELD GOALS

Tech 27, North Carolina 25, 2007	Travis Bell 27 FG, 0:15 left
Clemson 47, Tech 44 (ot), 2001	Luke Manget 20 FG, 0:06 left (forced ot)
Tech 51, Georgia 48 (ot), 1999	Luke Manget 38 FG, 1st OT
Tech 31, North Carolina 24 (ot), 1999	Luke Manget 36 FG, 0:05 left (forced ot)
Tech 21, Georgia 19, 1998	Brad Chambers 35 FG, 0:02 left
Tech 23, Clemson 20, 1997	Brad Chambers 20 FG, 1:54 left
Tech 16, NC State 13, 1992	Scott Sisson 29 FG on final play
Tech 19, Furman 17, 1991	Scott Sisson 37 FG, 0:21 left
Tech 24, Virginia 21, 1991	Scott Sisson 33 FG on final play
Tech 13, North Carolina 13, 1990	Scott Sisson 27 FG, 1:01 left
Tech 41, Virginia 38, 1990	Scott Sisson 37 FG, 0:07 left
Tech 6, Virginia Tech 3, 1990	Scott Sisson 38 FG, 0:08 left
Tech 13, Boston College 12, 1989	Scott Sisson 35 FG, 0:42 left
Tech 6, South Carolina 3, 1978	Johnny Smith, 34 FG, 0:57 left
Tech 17, Baylor 14, 1952 Orange Bowl	Pepper Rodgers 6 FG, 2:56 left
Tech 17, Florida 14, 1952	Pepper Rodgers, 6 FG, 6:00 left

CAREER POINTS BY KICKING LEADERS

Player	Years	PAT	FG	TP
1. Luke Manget	1999-02	160-160	54-77	322
2. Travis Bell	2004-07	138-138	61-84	321
3. Scott Sisson	1989-92	119-121	60-88	299
4. David Bell	1983-86	76-77	32-46	172
5. Johnny Smith	1977-80	75-81	28-48	159
6. Brad Chambers	1995-98	77-80	27-40	158
7. Ron Rice	1980-83	63-65	29-53	150
8. Thomas Palmer	1985-88	54-57	28-45	138
9. Dave Frakes	1994-97	49-52	26-42	127
10. Billy Lothridge	1961-63	51-62	21-33	114
11. Bunky Henry	1964-66	73-75	10-20	103
12. Cam Bonifay	1971-73	18-20	25-37	93
13. Danny Smith	1974-76	56-59	12-22	92
Pepper Rodgers	1951-53	68-82	* 8	92
15. Dan Burnett	2000-03	36-37	17-25	87
16. Tommy Wells	1958-60	32-40	14-29	74
17. Scott Blair	2007	34-36	12-19	70
18. Bobby Thigpen	1970-72	56-57	3-4	65
19. Jack Moore	1969-71	31-33	8-15	55
20. Tyler Jarrett	1990-93	27-32	9-15	54
Wade Mitchell	1953-56	54-63	0	54


* Field goal attempts unavailable from these years

FIELD GOAL PERCENTAGE / SEASON

<i>Minimum 10 field goals attempted</i>		
1. Travis Bell (15-17)	.882	2004
2. David Bell (13-15)	.867	1984
3. Travis Bell (23-28)	.821	2007
4. Dan Burnett (17-21)	.810	2003
5. Cam Bonifay (12-15)	.800	1973
6. Scott Sisson (19-24)	.791	1992
7. Luke Manget (12-16)	.750	2000
Dave Frakes (12-16)	.750	1997
Thomas Palmer (15-20)	.750	1988
10. Brad Chambers (11-15)	.733	1996
11. David Bell (8-11)	.727	1985

FIELD GOAL PERCENTAGE / CAREER

<i>Minimum 20 field goals attempted</i>		
1. Travis Bell (61-84)	.726	2004-07
2. Luke Manget (54-77)	.701	1999-02
3. David Bell (32-46)	.695	1983-86
4. Scott Sisson (60-88)	.681	1989-92
5. Dan Burnett (17-25)	.680	2000-03
6. Cam Bonifay (25-37)	.676	1971-73
7. Brad Chambers (27-40)	.675	1995-98
8. Billy Lothridge (21-33)	.636	1961-63
9. Thomas Palmer (28-45)	.622	1985-88
10. Dave Frakes (26-42)	.619	1994-97
11. Johnny Smith (28-48)	.583	1977-80



Dan Burnett

KICKING POINTS / SEASON

1. Travis Bell	106	2007
2. Luke Manget	97	2001
3. Luke Manget	86	1999
4. Scott Sisson	84	1990
5. Brad Chambers	82	1998
6. Dan Burnett	79	2003
7. Scott Sisson	77	1992
8. Travis Bell	76	2004
9. Scott Sisson	75	1989
10. Luke Manget	74	2000
11. David Bell	72	1984

FIELD GOALS / SEASON

1. Travis Bell	23	2007
2. Luke Manget	19	2001
Scott Sisson	19	1992
4. Dan Burnett	17	2003
5. Travis Bell	15	2004
Scott Sisson	15	1990
Scott Sisson	15	1989
Thomas Palmer	15	1988
9. David Bell	13	1984
10. Scott Blair	12	2008
Six other players 12		

FIELD GOALS / CAREER

1. Travis Bell	61	2004-07
2. Scott Sisson	60	1989-92
3. Luke Manget	54	1999-02
4. David Bell	32	1983-86
5. Ron Rice	29	1980-83
6. Johnny Smith	28	1977-80
Thomas Palmer	28	1985-88
8. Brad Chambers	27	1995-98
9. Dave Frakes	26	1994-97
10. Cam Bonifay	25	1971-73

PATs / SEASON

1. Luke Manget	53	1999
2. Brad Chambers	46	1998
3. Travis Bell	43	2006
4. Luke Manget	40	2001
5. Scott Sisson	39	1990
Pepper Rodgers	39	1952
7. Luke Manget	38	2000
8. Travis Bell	37	2007
9. Scott Blair	33	2008
David Bell	33	1984
11. Bunky Henry	32	1966
12. David Bell	31	1986
Travis Bell	31	2004

PATs / CAREER

1. Luke Manget	160	1999-00
2. Travis Bell	138	2004-07
3. Scott Sisson	119	1989-92
4. Brad Chambers	77	1995-98
5. David Bell	76	1983-86
6. Johnny Smith	75	1977-80
7. Bunky Henry	73	1964-66
8. Pepper Rodgers	68	1951-53
9. Ron Rice	63	1980-83
10. Danny Smith	56	1974-76
Bobby Thigpen	56	1970-72



Punting

INDIVIDUAL RECORDS

Most Punts

Game	21	Hawk Cavette vs. Florida, 1938
Season	88	Jeff Pierce, 1980
Career	252	Jeff Pierce, 1978-81

Most Yards Punting

Game	553	Rodney Williams vs. Florida State, 1997
Season	3,609	Jeff Pierce, 1980
Career	10,271	Jeff Pierce, 1978-81

Best Punting Average

Game	60.0	Durant Brooks vs. North Carolina, 2007 (min. 3 punts)
Season	45.64	Rodney Williams, 1997 (min. 35 punts)
Career	45.31	Durant Brooks, 2006-07 (min. 75 punts)

Longest Punt

Game	85	Buck Flowers vs. Davidson, 1920
------	----	---------------------------------

TEAM RECORDS

Most Punts

Season	89	1980
--------	----	------

Highest Average Per Punt

Season	45.64	1997
--------	-------	------

Highest Net Average Per Punt

Season	40.96	1997
--------	-------	------

CAREER PUNTING LEADERS

Minimum 75 Punts

Player	Years	Punts	Yards	Avg.
1. Durant Brooks	2006-07	144	6,525	45.31
2. Rodney Williams	1995-98	178	7,373	41.42
3. Dan Dyke	1999-02	132	5,461	41.37
4. Harper Brown	1975-76	81	3,329	41.10
5. Jason Bender	1991-94	204	8,348	40.92
6. Jeff Pierce	1978-81	252	10,271	40.76
7. Ron Rice	1980-83	105	4,228	40.27
8. Mike Snow	1984-85	116	4,618	39.81
9. Ben Arndt	2004-05	160	6,246	39.00
10. Ted Peeples	1977-80	101	3,903	38.64
11. Tommy Chapman	1967-69	195	7,516	38.54
12. Dave Davis	1951-53	107	4,121	38.51
13. Dick Bowley	1971-73	141	5,423	38.46
14. Jerry Priestley	1963-65	95	3,645	38.37
15. Scott Aldredge	1986-90	102	3,881	38.05
16. Chip Pallman	1968-70	88	3,320	37.73
17. Billy Lothridge	1961-63	150	5,642	37.61



Jason Bender



Harper Brown



Dan Dyke



Jeff Pierce



Ron Rice

PUNTS / SEASON

1. Jeff Pierce	88	1980
2. Ben Arndt	87	2005
3. Durant Brooks	79	2006
4. Chip Pallman	77	1970
5. Jeff Pierce	75	1981
6. Ben Arndt	73	2004
7. Tommy Chapman	72	1967
8. Mike Snow	71	1985
9. Dave Davis	66	1951

PUNTS / CAREER

1. Jeff Pierce	252	1978-81
2. Jason Bender	204	1991-94
3. Tommy Chapman	195	1967-69
4. Rodney Williams	178	1995-98
5. Sean McDevitt	176	1986-88
6. Ben Arndt	160	2004-05
7. Billy Lothridge	150	1961-63
8. Durant Brooks	144	2006-07
9. Dick Bowley	141	1971-73
10. Dan Dyke	132	1999-02
11. Gerald Burch	118	1958-60

PUNT YARDAGE / SEASON

1. Jeff Pierce	3,609	1980
2. Durant Brooks	3,596	2006
3. Ben Arndt	3,433	2005
4. Jeff Pierce	3,207	1981
5. Chip Pallman	2,983	1970
6. Durant Brooks	2,929	2007
7. Mike Snow	2,827	1985
8. Ben Arndt	2,813	2004
9. Tommy Chapman	2,764	1967
10. Sean McDevitt	2,527	1987
11. Dave Davis	2,504	1951

PUNT YARDAGE / CAREER

1. Jeff Pierce	10,271	1978-81
2. Jason Bender	8,348	1991-94
3. Tommy Chapman	7,516	1967-69
4. Rodney Williams	7,373	1995-98
5. Sean McDevitt	6,581	1986-88
6. Durant Brooks	6,525	2006-07
7. Ben Arndt	6,246	2003-04
8. Billy Lothridge	5,642	1961-63
9. Dan Dyke	5,461	1999-02
10. Dick Bowley	5,423	1971-73
11. Mike Snow	4,618	1984-85

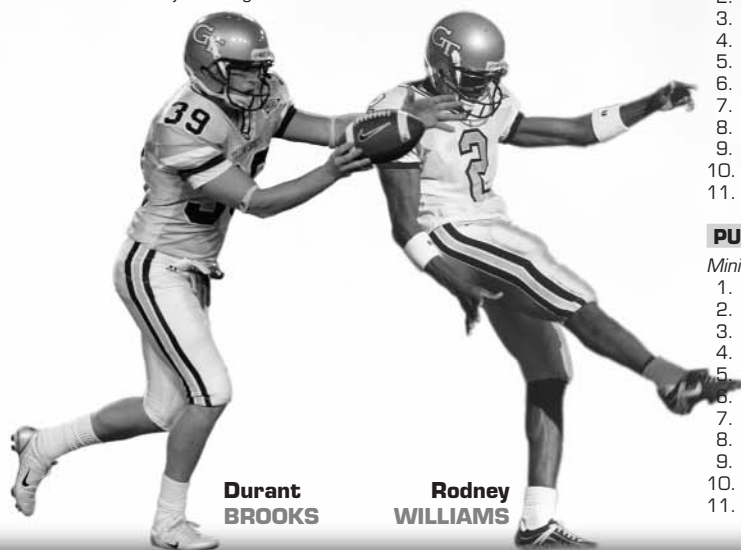
PUNT AVERAGE / SEASON

Minimum 25 punts

1. Rodney Williams	45.64	1997
2. Durant Brooks	45.52	2006
3. Jason Bender	45.51	1994
4. Durant Brooks	45.06	2007
5. Dan Dyke	43.80	1999
6. Jeff Pierce	42.86	1981
7. Ron Rice	42.60	1982
8. Rodney Williams	42.52	1998
9. Chris Morehouse	42.30	2002
10. Dan Dyke	41.76	2000
11. Dan Dyke	41.24	2001

YEARLY PUNT LEADERS

Year	Player	Punts	Yards	Avg.
1950	Bob Robinson	51	1,904	37.3
1951	Dave Davis	66	2,504	37.9
1952	Dave Davis	62	2,458	39.6
1953	Dave Davis	45	1,663	37.0
1954	Johnny Menger	30	1,105	36.8
1955	Johnny Menger	23	806	35.0
1956	Ken Owen	32	1,270	39.7
1957	Jerry Nabors	30	958	31.9
1958	Gerald Burch	43	1,625	37.8
1959	Gerald Burch	53	2,022	38.2
1960	Don Coker	31	1,101	35.5
1961	Billy Lothridge	50	1,653	33.1
1962	Billy Lothridge	54	2,102	38.9
1963	Billy Lothridge	46	1,887	41.0
1964	Jerry Priestley	48	1,776	37.0
1965	Jerry Priestley	47	1,869	39.8
1966	Charlie Mason	39	1,535	39.4
1967	Tommy Chapman	72	2,764	38.4
1968	Tommy Chapman	61	2,397	39.3
1969	Tommy Chapman	62	2,355	38.0
1970	Chip Pallman	77	2,983	38.7
1971	Dick Bowley	49	1,843	37.6
1972	Dick Bowley	41	1,532	37.3
1973	Dick Bowley	51	2,048	40.2
1974	Mike Johnson	25	950	38.0
1975	Harper Brown	38	1,562	41.1
1976	Harper Brown	43	1,767	41.1
1977	Ted Peeples	57	2,247	39.4
1978	Jeff Pierce	58	2,247	38.7
1979	Ted Peeples	37	1,416	38.3
1980	Jeff Pierce	88	3,609	41.0
1981	Jeff Pierce	75	3,207	42.8
1982	Ron Rice	42	1,789	42.6
1983	Ron Rice	63	2,439	38.7
1984	Mike Snow	45	1,791	39.8
1985	Mike Snow	71	2,827	39.8
1986	Sean McDevitt	48	1,772	36.9
1987	Sean McDevitt	64	2,527	39.5
1988	Sean McDevitt	64	2,282	35.7
1989	Scott Aldredge	49	1,939	39.6
1990	Scott Aldredge	53	1,942	36.6
1991	Jason Bender	45	1,780	39.6
1992	Jason Bender	58	2,228	38.4
1993	Jason Bender	46	1,837	39.9
1994	Jason Bender	55	2,503	45.5
1995	Rodney Williams	28	1,068	38.1
	Keith Weaver	31	1,128	36.4
1996	Rodney Williams	53	2,034	38.4
1997	Rodney Williams	47	2,145	45.6
1998	Rodney Williams	50	2,126	42.5
1999	Dan Dyke	30	1,314	43.8
2000	Dan Dyke	34	1,420	41.8
2001	Dan Dyke	29	1,196	41.2
	Chris Morehouse	13	538	41.4
2002	Dan Dyke	39	1,531	39.3
	Chris Morehouse	33	1,396	42.3
2003	Hal Higgins	43	1,587	36.9
	Andy Thomson	24	954	39.8
2004	Ben Arndt	73	2,813	38.5
2005	Ben Arndt	87	3,433	39.5
2006	Durant Brooks	79	3,596	45.52
2007	Durant Brooks	65	2,929	45.06
2008	Scott Blair	41	1,595	38.9

Durant
BROOKSRodney
WILLIAMS



Kick Returns

INDIVIDUAL RECORDS

Most Kickoff Returns

Season	35	T.J. Edwards, 1989
		Kenny Scott, 2003
Career	94	Drew Hill, 1975-78

Most Yardage on Returns

Season	831	T.J. Edwards, 1989
Career	2,357	Drew Hill, 1975-78

Most Touchdowns on Returns

Season	2	Drew Hill, 1978
Career	2	Drew Hill, 1975-78
		Gary Lee, 1983-86
		Dez White, 1997-99

Best Return Average

Season	30.0	Drew Hill, 1978 (min. 10 returns)
Career	25.4	Drew Hill, 1975-78 (min. 15 returns)

Longest Kickoff Return

Game	102	Dewey Scarboro vs. Georgetown, 1919
------	-----	-------------------------------------

TEAM RECORDS

Most Returns

Game	11	vs. Notre Dame, 1977
Season	49	Two times (1987, 2007)

Most Yardage on Returns

Game	284	vs. Notre Dame, 1977
Season	1,080	1994

Most Touchdowns on Returns

Game	1	Many times
Season	2	1978

Best Return Average

Season	26.9	1957
--------	------	------

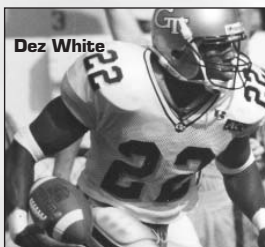
CAREER KICK RETURN AVERAGE LEADERS

Minimum of 25 returns


Player	Years	KOR	Yards	TD	Avg
1. Drew Hill	1975-78	94	2,357	2	25.4
2. Dez White	1997-99	69	1,701	2	24.7
3. Derrick Steagall	1993-97	28	687	0	24.5
4. Kelly Campbell	1998-01	59	1,415	0	24.0
5. T.J. Edwards	1988-90	35	831	0	23.7
6. Randy Rhino	1972-74	37	870	0	23.5
7. Cory Collier	1983-86	27	627	0	23.2
8. Kevin Tisdell	1989-92	68	1,526	1	22.4
9. Ken Swilling	1988-91	27	602	0	22.3
10. Levon Thomas	2001-04	26	574	0	22.1
11. Lethon Flowers	1991-94	43	938	0	21.8
12. Charlie Rogers	1995-98	58	1,264	0	21.8
13. Gary Lee	1983-86	42	874	2	20.8
14. Marlon Heggs	1979-80	30	623	0	20.8
15. Richard Hills	1985-87	33	681	0	20.6

KICKOFF RETURNS FOR A TOUCHDOWN


100	Dez White vs. Maryland, 1998
95	Dez White vs. Duke, 1997
85	Kevin Tisdell vs. Duke, 1990
99	Gary Lee vs. NC State, 1986
95	Gary Lee vs. Georgia, 1985
97	Drew Hill vs. Auburn, 1978
100	Drew Hill vs. Georgia, 1978
97	Eddie Lee Ivory, 1977
93	Billy Williamson vs. Tennessee, 1960
91	Lester Simerville vs. Tulane, 1957
102	Dewey Scarboro vs. Georgetown, 1919



Dez White



Kevin Tisdell



Drew Hill

KICK RETURN AVERAGE / SEASON

Minimum 10 Returns

1. Drew Hill	30.0	1978
2. Kevin Tisdell	29.5	1991
3. Drew Hill	26.4	1976
4. Dez White	26.2	1998
5. Derrick Steagall	25.8	1993
6. Gene Spiotta	25.2	1969
7. Randy Rhino	25.0	1973
8. Larry Studdard	24.4	1970
9. Kelly Campbell	24.3	2000
10. Charlie Rogers	24.1	1996

KICKOFF RETURNS / SEASON

1. T.J. Edwards	35	1989
Kenny Scott	35	2003
3. Drew Hill	32	1977
4. Richard Hills	31	1987
5. Gary Lee	30	1986
6. Dez White	29	1999
7. Kelly Campbell	28	2001
8. Kevin Tisdell	27	1991

KICKOFF RETURNS / CAREER

1. Drew Hill	94	1975-78
2. Dez White	69	1997-99
3. Kevin Tisdell	68	1989-92
4. Kelly Campbell	59	1998-01
5. Charlie Rogers	56	1995-98
6. Jamaal Evans	45	2006-07
7. Lethon Flowers	43	1991-94
8. Gary Lee	42	1983-86
9. Randy Rhino	37	1972-74
10. T.J. Edwards	35	1988-90
Gene Spiotta	35	1968-69
Kenny Scott	35	2003-06

KICK RETURN YARDS / SEASON

1. T.J. Edwards	831	1989
2. Kenny Scott	779	2003
3. Drew Hill	754	1977
4. Dez White	689	1999
5. Dez White	682	1998
6. Kelly Campbell	651	2001
7. Kelly Campbell	632	2000
8. Charlie Rogers	626	1996
9. Richard Hills	622	1987
10. Levon Thomas	574	2004

KICK RETURN YARDS / CAREER

1. Drew Hill	2,357	1975-78
2. Dez White	1,701	1997-99
3. Kevin Tisdell	1,526	1989-92
4. Kelly Campbell	1,415	1998-01
5. Charlie Rogers	1,264	1995-98
6. Jamaal Evans	975	2006-07
7. Lethon Flowers	938	1991-94
8. Gary Lee	874	1983-86
9. Randy Rhino	870	1972-74
10. T.J. Edwards	831	1988-90
11. Kenny Scott	779	2003-06

KICKOFF RETURN YEARLY LEADERS

Leader based upon number of returns

Year	Player	No.	Yds	TD	Avg
1950	Chappell Rhino	7	185	0	26.4
1951	Larry Morris	7	126	0	18.0
1952	Larry Morris	8	99	0	12.4
1953	Bill Teas	7	160	0	22.9
1954	Wade Mitchell	4	105	0	26.3
1955	Ken Owen	4	110	0	27.5
1956	Ken Owen	9	276	0	30.7
1957	Lester Simerville	8	294	1	36.8
1958	Floyd Faucette	3	84	0	28.0
1959	Taz Anderson	5	128	0	25.6
1960	Billy Williamson	7	236	1	33.7
1961	Billy Williamson	7	128	0	18.3
1962	Joe Auer	6	198	0	33.0
1963	Gerry Bussell	8	150	0	18.8
1964	Johnny Gresham	9	189	0	21.0
1965	Lenny Snow	8	163	0	20.4
1966	Jimmy Brown	10	192	0	19.2
1967	Jimmy Brown	9	155	0	17.2
1968	Gene Spiotta	20	326	0	16.3
1969	Gene Spiotta	15	378	0	25.2
1970	Larry Studdard	10	244	0	24.4
1971	Alan Hennessey	13	257	0	19.8
1972	Mike Mercer	10	206	0	20.6
1973	Randy Rhino	17	425	0	25.0
1974	Randy Rhino	19	422	0	22.2
1975	Drew Hill	22	479	0	21.8
1976	Drew Hill	21	554	0	26.4
1977	Drew Hill	32	754	0	23.6
1978	Drew Hill	19	570	2	30.0
1979	Marlon Heggs	19	426	0	22.4
1980	Clarence Stover	16	313	0	19.6
1981	Robert Lavette	17	389	0	22.9
1982	Cleve Pounds	17	397	0	23.4
1983	Cleve Pounds	13	191	0	14.7
1984	Sammy Lilly	14	304	0	21.7
1985	Gary Lee	8	242	1	30.3
1986	Gary Lee	30	568	1	18.9
1987	Richard Hills	31	622	0	20.1
1988	Ken Swilling	25	558	0	22.3
1989	T.J. Edwards	35	831	0	23.7
1990	Kevin Tisdell	18	531	1	29.5
1991	Kevin Tisdell	27	513	0	19.0
1992	Kevin Tisdell	23	482	0	21.0
1993	Derrick Steagall	16	413	0	25.8
1994	Lethon Flowers	23	541	0	23.5
1995	Charlie Rogers	15	285	0	19.0
1996	Charlie Rogers	26	626	0	24.1
1997	Charlie Rogers	15	317	0	21.1
	Dez White	14	330	1	23.6
1998	Dez White	26	682	1	26.2
1999	Dez White	29	689	0	23.8
2000	Kelly Campbell	26	632	0	24.3
2001	Kelly Campbell	28	651	0	23.2
2002	Kerry Watkins	23	481	0	20.9
2003	Kenny Scott	35	779	0	22.3
2004	Levon Thomas	26	574	0	22.1
2005	Chris Woods	17	346	0	20.4
2006	Jamaal Evans	20	456	0	22.8
2007	Jamaal Evans	25	519	0	20.8
2008	Roddy Jones	15	354	0	23.6



Punt Returns

INDIVIDUAL RECORDS

Most Rushing Attempts

Game 39 Robert Lavette vs. Tennessee, 1982

Most Punt Returns

Game 9 Kelley Rhino vs. The Citadel, 2001
Season 48 Kelley Rhino, 2001
Willie Clay, 1991
Career 112 Kelley Rhino, 1999-02

Most Punt Return Yards

Game 149 Gerry Bussell vs. Auburn, 1962
Season 515 Kelley Rhino, 2001
Career 1,135 Kelley Rhino, 1999-02

Most TDs on Returns

Season 2 Jimmy Brown, 1966
Charlie Rogers, 1998
Jonathan Smith, 2003
Career 3 Jimmy Brown, 1965-67

Best Return Average

Season 22.6 Jimmy Brown, 1965 (min. 10)
Career 15.2 Charlie Rogers, 1995-99 (min. 25)

TEAM RECORDS

Most Returns

Game 9 vs. The Citadel, 2001
Season 54 1952

Most Punt Return Yards

Game 249 vs. Navy, 1965
Season 564 1951

Most TDs on Returns

Game 2 vs. Navy, 1965
Season 3 1965

Best Return Average

Season 23.0 1965

CAREER PUNT RETURN LEADERS

Minimum of 25 returns

No.	Player	Years	PR	Yards	TD	Avg
1.	Charlie Rogers	1995-98	32	485	2	15.2
2.	Bill Teas	1951-54	29	399	2	13.8
3.	Randy Rhino	1972-74	57	749	1	13.1
4.	Jimmy Brown	1965-67	55	678	3	12.3
5.	Gerry Bussell	1962-64	26	313	1	12.2
	Jonathan Smith	2000-03	39	477	2	12.2
7.	Joe Cobb	1948-50	23	271	0	11.8
8.	Nate Perryman	1993-96	52	603	1	11.6
9.	Billy Williamson	1959-61	27	278	0	10.3
	Marvious Hester	1999-02	41	421	0	10.3
11.	Mike Wysong	1968-70	65	665	0	10.2
12.	Jeff Ford	1969-71	39	392	0	10.1
	Kelley Rhino	1999-02	112	1,135	0	10.1
14.	Riccardo Ingram	1984-87	36	343	0	9.5
15.	Tyler Evans	2006-07	50	469	0	9.4
16.	Harvey Middleton	1994-97	43	376	0	8.7

PUNT RETURNS FOR A TOUCHDOWN (Since 1987)

5 Djay Jones vs. Connecticut, 2004 (blk)
80 Jonathan Smith vs. Virginia, 2003
73 Jonathan Smith vs. North Carolina, 2003
18 Nathan Burton vs. BYU, 2003 (blk)
0 Tony Hollings vs. North Carolina, 2000 (blk)
0 Jeremy Muyres vs. Wake Forest, 1999 (blk)
54 Charlie Rogers vs. Virginia, 1998
63 Charlie Rogers vs. Wake Forest, 1998
2 Jason Bostic vs. NC State, 1998 (blk)
30 Travares Tillman vs. Clemson, 1997 (blk)
72 Nate Perryman vs. Georgia, 1996
72 Michael Smith vs. Duke, 1992
61 Willie Clay vs. North Carolina, 1991
15 Sammy Lilly vs. Tennessee, 1987 (blk)



Jimmy Brown




Gerry Bussell



Kelley Rhino



Charlie Rogers



Bill Teas

PUNT RETURNS / SEASON

1.	Kelley Rhino	48	2001
	Willie Clay	48	1991
3.	Kelley Rhino	45	2002
4.	Tyler Evans	34	2007
5.	Jeff Ford	33	1971
6.	Jonathan Smith	31	2003
7.	Charlie Rogers	30	1998
8.	Marvious Hester	29	1999
	Mike Wysong	29	1970
	Nate Perryman	29	1995

PUNT RETURNS / CAREER

1.	Kelley Rhino	112	1999-02
2.	Willie Clay	101	1988-91
3.	Jack Westbrook	77	1980-83
4.	Mike Wysong	65	1968-70
5.	Randy Rhino	57	1972-74
6.	Jimmy Brown	55	1965-67
7.	Nate Perryman	52	1993-96
8.	Tyler Evans	50	2006-07
9.	Harvey Middleton	43	1994-97
10.	Marvious Hester	41	1999-02
11.	Jeff Ford	39	1969-71
	Don Bessillieu	39	1975-78
	Jonathan Smith	39	2000-03

PUNT RETURN YARDS / SEASON

1.	Kelley Rhino	515	2001
2.	Kelley Rhino	447	2002
3.	Randy Rhino	441	1972
4.	Willie Clay	431	1991
5.	Charlie Rogers	425	1998
6.	Jonathan Smith	364	2003
7.	Nate Perryman	362	1995
8.	Jeff Ford	341	1971
9.	Mike Wysong	328	1970
10.	Marvious Hester	322	1999

PUNT RETURN YARDS / CAREER

1.	Kelley Rhino	1,135	1999-02
2.	Randy Rhino	749	1972-74
3.	Willie Clay	723	1988-91
4.	Jimmy Brown	678	1965-67
5.	Mike Wysong	665	1968-70
6.	Nate Perryman	603	1993-96
7.	Jack Westbrook	519	1980-83
8.	Charlie Rogers	485	1995-98
9.	Jonathan Smith	477	2000-03
10.	Tyler Evans	469	2006-07
11.	Marvious Hester	421	1999-02

PUNT RETURN AVERAGE / SEASON

Minimum 10 Returns

1.	Jimmy Brown	22.6	1965
2.	Randy Rhino	17.6	1972
3.	Johnny Menger	17.5	1956
4.	Bill Teas	16.9	1953
5.	Riccardo Ingram	14.6	1986
6.	Jimmy Brown	14.4	1966
7.	Charlie Rogers	14.2	1998
8.	Nate Perryman	12.5	1995
9.	Nate Perryman	12.2	1996
10.	Jack Westbrook	12.1	1982

PUNT RETURN YEARLY LEADERS

Leader based upon number of returns

Year	Player	No.	Yds	TD	Avg
1950	Chappell Rhino	10	84	0	8.4
1951	Chappell Rhino	17	126	0	7.4
1952	Jake Rudolph	18	136	0	7.6
1953	Bill Teas	10	169	1	16.9
1954	Jimmy Thompson	5	71	0	14.2
1955	Wade Mitchell	9	108	1	12.0
1956	Johnny Menger	10	175	1	17.5
1957	Fred Braselton	4	38	1	9.2
1958	Floyd Faucette	7	55	0	7.9
1959	Floyd Faucette	7	67	0	9.6
1960	Billy Williamson	13	125	0	9.6
1961	Billy Williamson	10	65	0	6.5
1962	Gerry Bussell	9	181	1	20.1
1963	Johnny Gresham	7	74	0	10.6
1964	Gerry Bussell	13	104	0	8.0
1965	Jimmy Brown	10	226	1	22.6
1966	Jimmy Brown	18	260	2	14.4
1967	Jimmy Brown	27	192	0	7.1
1968	Mike Wysong	15	132	0	8.8
1969	Mike Wysong	21	205	0	9.8
1970	Mike Wysong	29	328	0	11.3
1971	Jeff Ford	33	341	0	10.3
1972	Randy Rhino	25	441	1	17.6
1973	Randy Rhino	12	129	0	10.8
1974	Randy Rhino	20	179	0	9.0
1975	Danny Rhino	17	45	0	2.6
1976	Don Bessillieu	23	205	0	8.9
1977	Don Bessillieu	11	69	0	6.3
1978	Gary Hardie	6	13	0	2.7
1979	Gary Lanier	27	168	0	6.2
1980	Ted Thurson	12	55	0	4.9
1981	Jack Westbrook	26	118	0	4.5
1982	Jack Westbrook	21	255	1	12.1
1983	Jack Westbrook	25	169	0	6.8
1984	Tim Mauldin	15	120	0	8.0
1985	Cory Collier	12	75	0	6.3
1986	Riccardo Ingram	16	233	0	14.6
1987	Riccardo Ingram	20	110	0	5.5
1988	Gerald Chamblin	17	127	0	7.5
1989	Willie Clay	27	157	0	5.8
1990	Jason McGill	27	163	0	6.0
1991	Willie Clay	48	431	1	9.0
1992	Jimmy Lincoln	18	136	0	7.6
1993	Lethon Flowers	10	79	0	7.9
1994	Lethon Flowers	8	30	0	3.8
1995	Nate Perryman	29	362	0	12.5
1996	Nate Perryman	18	219	1	12.2
1997	Harvey Middleton	22	185	0	8.4
1998	Charlie Rogers	30	425	2	14.2
1999	Marvious Hester	29	322	0	11.1
2000	Kelley Rhino	19	173	0	9.1
2001	Kelley Rhino	48	515	0	10.7
2002	Kelley Rhino	45	447	0	9.9
2003	Jonathan Smith	31	364	2	11.7
2004	Patrick Carter	26	219	0	8.4
2005	Pat Clark	30	191	0	6.4
2006	Andrew Smith	19	146	0	7.7
	Tyler Evans	16	154	0	9.6
2007	Tyler Evans	34	315	0	9.3
2008	Tyler Melton	15	86	0	5.7



Tackles

RECORDS

Most Tackles by a Linebacker

Game	28	Eric Wilcox vs. Georgia, 1967
Season	188	Joe Harris, 1974
Career	467	Keith Brooking, 1994-97

Most Tackles by a Down Lineman

Game	20	John Battle vs. Duke, 1964
Season	112	John Battle, 1965
Career	271	Franklin Brooks, 1952-55

Most Tackles by a Defensive Back

Game	19	Danny Rhino vs. Virginia, 1974
		Cleve Pounds vs. Auburn, 1984
		Cleve Pounds vs. NC State, 1984
		Ken Swilling vs. Virginia, 1989
Season	114	Cleve Pounds, 1984
Career	273	Jeremy Muyres, 1999-2002

Most Tackles for Loss

Game	7	Pat Swilling vs. NC State, 1985
Season	24	Eric Henderson, 2003
Career	57	Greg Gathers, 1999-02

Most Quarterback Sacks

Game	7	Pat Swilling vs. NC State, 1985
Season	15	Pat Swilling, 1985
Career	31	Greg Gathers, 1999-02

Most Quarterback Sacks by Team

Game	11	Maryland, 1990
Season	45	1990
		1991

TACKLES BY LINEMEN / CAREER

1.	Franklin Brooks	271	1952-55
2.	Pat Swilling	265	1982-85
3.	John Battle	242	1963-65
4.	Brad Bourne	241	1970-72
5.	Rick Gibney	234	1972-75
6.	Coleman Rudolph	220	1989-92
7.	Smylie Gebhart	217	1969-71
8.	Rock Perdoni	210	1969-70
9.	Ralph Hughes	200	1994-97
10.	Mark Pike	198	1982-85
11.	Willie Burks	194	1986-89
	Greg Gathers	194	1999-02
13.	Marvin Dyett	188	1978-82
14.	Ivery Lee	184	1983-87
15.	Red McDaniel	182	1974-75

TACKLES BY LINEBACKERS / CAREER

1.	Keith Brooking	467	1994-97
2.	Jerrelle Williams	437	1988-91
3.	Ron Rogers	435	1994-97
4.	Lucius Sanford	433	1974-77
5.	Rob Horton	432	1980-83
6.	Duane Wood	426	1979-82
7.	Ted Roof	417	1982-85
8.	Joe Harris	415	1972-74
9.	Jamal Cox	397	1991-94
10.	Mackel Harris	390	1976-79
11.	Darryl Smith	383	2000-03
12.	Keyaron Fox	376	2000-03
13.	Recardo Wimbush	375	1999-02
14.	Eric Thomas	334	1986-89
15.	Buck Shiver	333	1968-70
16.	Rodney Wilkerson	315	1991-94
17.	Randall Edmunds	285	1965-67
18.	Larry Morris	275	1952-54
19.	Henry Johnson	270	1976-79
20.	Jim Anderson	258	1982-85
	Bob Bowen	258	1974-76

TACKLES BY DEFENSIVE BACKS / CAREER

1.	Jeremy Muyres	273	1999-02
2.	Ken Swilling	267	1988-91
3.	Dawan Landry	250	2002-05
4.	Mark Sheffield	244	1979-82
5.	James Butler	240	2001-04
6.	Lethon Flowers	238	1991-94
7.	Travares Tillman	236	1996-99
8.	Riccardo Ingram	232	1984-87
9.	Cleve Pounds	227	1982-85
10.	Mike Dee	223	1993-96
11.	Mike Wyson	215	1968-70
12.	Lawrence Lowe	212	1977-80
13.	Andre Thomas	207	1985-88
	Anthony Harrison	207	1983-86
15.	Ken Taylor	205	1978-80
16.	Randy Rhino	203	1971-74

QUARTERBACK SACKS / CAREER

Player	No.	Yds	Years
1.	Greg Gathers	31.0	1999-02
2.	Coleman Rudolph	28.5	1989-92
3.	Marco Coleman	27.5	1989-91
4.	Eric Henderson	25.0	2002-05
5.	Pat Swilling	23.0	1982-85
6.	Felipe Claybrooks	20.0	1997-00
7.	Michael Johnson	19.0	2005-08
8.	Philip Wheeler	18.5	2003-07
9.	Tom Johnson	17.5	1990-93
10.	Marlon Williams	17.0	1990-93
11.	Nick Rogers	16.5	1998-01
12.	Willie Burks	16.0	1986-89
13.	Jesse Tarplin	14.0	1995-98
14.	Ralph Hughes	13.5	1994-97

TACKLES FOR LOSS / CAREER

Sacks plus other tackles for minus yardage

Player	No.	Yds	Years
1.	Eric Henderson	59.5	2002-05
2.	Greg Gathers	57.0	1999-02
3.	Coleman Rudolph	52.0	1989-92
4.	Marco Coleman	50.0	1989-91
5.	Darryl Smith	48.0	2000-03
6.	Keyaron Fox	40.0	2000-03
7.	Gerris Wilkinson	38.0	2002-05
8.	Pat Swilling	37.0	1982-85
	Felipe Claybrooks	37.0	1997-00
10.	Philip Wheeler	34.5	2003-07
11.	Marlon Williams	33.5	1990-93
12.	Darryl Richard	32.0	2004-08
	Recardo Wimbush	32.0	1999-02
14.	Nick Rogers	31.0	1998-01
	KaMichael Hall	31.0	2003-06
16.	Michael Johnson	30.5	1985-08
	Adam Oliver	30.5	2004-07
18.	Joe Anoai	29.5	2003-06
19.	Willie Burks	29.0	1986-89
20.	Vance Walker	26.5	2005-08
21.	Felipe Claybrooks	26.0	1997-00
22.	Keith Brooking	25.5	1994-97
	Ralph Hughes	25.5	1994-97

TACKLES BY LINEMEN / SEASON

1.	John Battle	112	1965
2.	Franklin Brooks	106	1954
3.	Rock Perdoni	105	1969
4.	Pat Swilling	100	1984
5.	John Lagana	94	1967
6.	Brad Bourne	92	1972
	Don Stephenson	92	1956
8.	Kyle Ambrose	91	1986
9.	Franklin Brooks	89	1955
10.	Pat Swilling	84	1985
11.	Don Stephenson	82	1957

12.	Marco Coleman	81	1990
13.	Paul Jurgensen	77	1986
14.	Ken Parker	76	1984
15.	Beau Bruce	74	1972
	Mike Ashmore	74	1966

TACKLES BY LINEBACKERS / SEASON

1.	Joe Harris	188	1974
2.	Duane Wood	171	1980
3.	Eric Thomas	159	1989
4.	Keyaron Fox	155	2003
5.	Rob Horton	150	1981
6.	Keith Brooking	147	1996
7.	Keith Brooking	146	1995
	Jamal Cox	146	1994
9.	Ron Rogers	145	1995
	Jerrelle Williams	145	1989
	Jerrelle Williams	145	1990
12.	Calvin Tiggie	134	1990
13.	Buck Shiver	133	1968
14.	Keith Brooking	131	1997
15.	Rob Horton	129	1983

TACKLES BY DEFENSIVE BACKS / SEASON

1.	James Butler	119	2003
2.	Cleve Pounds	114	1984
3.	Cleve Pounds	113	1985
	Sammy Brown	113	1982
5.	Mike Williams	105	1992
6.	Gary Faulkner	102	1971
7.	Andre Thomas	100	1988
8.	Danny Rhino	99	1974
9.	David Hendrix	97	1994
10.	Morgan Burnett	93	2008
	Ken Swilling	93	1989
	Sammy Burke	93	1966
13.	Riccardo Ingram	91	1986
	James Butler	91	2004
15.	Chris Young	89	1999
	Bill Kinard	89	1968

QUARTERBACK SACKS / SEASON

Player	No.	Yds	Years
1.	Pat Swilling	15.0	1985
2.	Coleman Rudolph	13.0	87
	Greg Gathers	13.0	89
4.	Marco Coleman	12.5	59
5.	Eric Henderson	11.0	73
6.	Marco Coleman	10.0	62
	Felipe Claybrooks	10.0	67
	Greg Gathers	10.0	68
9.	Coleman Rudolph	9.5	34
10.	Michael Johnson	9.0	85
	Jesse Tarplin	9.0	82
	Nick Rogers	9.0	86

TACKLES FOR LOSS / SEASON

Sacks plus other tackles for minus yardage

Player	No.	Yds	Years
1.	Eric Henderson	24.0	91
2.	Pat Swilling	21.0	130
	Marco Coleman	21.0	90
4.	Greg Gathers	20.0	105
	Coleman Rudolph	20.0	110
6.	Coleman Rudolph	19.5	106
7.	Marco Coleman	18.5	76
8.	Greg Gathers	18.0	95
	Greg Gathers	18.0	90

Interceptions

INDIVIDUAL RECORDS

Most Interceptions

Game	3	Brian Wilkins vs. Florida State, 1996 Ken Swilling vs. Boston College, 1989 Randy Rhino vs. Rice, 1972 Bubba Hoats vs. Georgia, 1969 Bobby Moorhead vs. Auburn, 1952 Howard Ector vs. Vanderbilt, 1937
Season	9	Jeff Ford, 1969 Willie Clay, 1991
Career	16	Willie Clay, 1988-91

Most Yards Gained On Returns

Game	100	Jeff Ford vs. Notre Dame, 1969
Season	257	Jeff Ford, 1969
Career	320	Jeff Ford, 1969-71

Most Touchdowns On Returns

Season	3	Jeff Ford, 1969 (tied NCAA record)
Career	4	Jeff Ford, 1969-71

TEAM RECORDS

Most Interceptions

Game	8	vs. Georgia, 1951 vs. St. Mary's, 1947
Season	30	1969

Most Yards Gained On Returns

Game	135	vs. Notre Dame, 1969
Season	437	1972

Most TDs On Returns

Game	2	vs. Samford, 2006 vs. Tulane, 1966
Season	4	1970 1972

CAREER INTERCEPTION LEADERS

	Player	Years	Int	TD	Yards
1.	Willie Clay	1988-91	16	1	264
2.	Jeff Ford	1969-71	14	4	320
	Randy Rhino	1972-74	14	1	216
4.	Bobby Moorhead	1950-52	13	2	202
	Wade Mitchell	1953-56	13	1	187
	Ken Swilling	1988-91	13	2	239
7.	Jeremy Muyres	1999-02	12	0	65
	Bill Eastman	1965-67	12	1	216
	Lawrence Lowe	1977-80	12	1	118
	Ted Thurson	1979-82	12	0	60
11.	Bob McCoy	1947-50	11	1	192
	George Morris	1950-52	11	0	91
13.	Morgan Burnett	2007-	10	1	95
	Rick Lewis	1969-71	10	0	184
	Reginald Rutland	1983-86	10	0	46

SEASON INTERCEPTION LEADERS

	Player	Int	Season
1.	Jeff Ford	9	1969
	Willie Clay	9	1991
3.	Randy Rhino	8	1972
4.	Morgan Burnett	7	2008
	Bobby Moorhead	7	1952
6.	Ken Swilling	6	1989
	Randy Rhino	6	1973
	Rick Lewis	6	1970
	Bill Eastman	6	1965
	Charlie Brannon	6	1952
	George Morris	6	1951
	Bob McCoy	6	1950



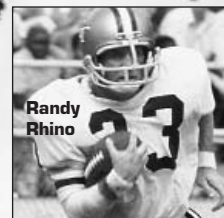
Jeff Ford



Willie Clay



Ken Swilling



Randy Rhino

Morgan BURNETT

YEARLY INTERCEPTION LEADERS

Year	Player, Pos.	Int	Yds	TD	Year	Player, Pos.	Int	Yds	TD
1948	Bob McCoy, DB	3	33	0	1980	Ted Thurson, DB	4	0	0
1949	Powell Sheffer, DB	5	47	0	1981	Ted Thurson, DB	4	38	0
1950	Bob McCoy, DB	6	124	1	1982	Ted Thurson, DB	4	24	0
1951	George Morris, LB	6	34	0	1983	Jack Westbrook, DB	4	37	1
1952	Bobby Moorhead, DB	7	165	2	1984	Mike Travis, DB	3	46	0
1953	Joe Hall, DB	4	68	0	1985	Sammy Lilly, DB	4	46	0
	Wade Mitchell, DB	4	34	0	1986	Reginald Rutland, DB	5	43	0
1954	Wade Mitchell, DB	3	94	0	1987	Cedric Stallworth, DB	4	8	0
1955	Johnny Menger, DB	4	54	1	1988	Andre Thomas, DB	3	61	1
1956	Wade Mitchell, DB	3	18	0		George Malone, OLB	3	53	1
1957	Seven players tied	1	42	0		Gerald Chamblin, LB	3	41	0
1958	Fred Braselton, DB	2	38	0		Cedric Stallworth, DB	3	16	0
	Maxie Baughan, LB	2	15	0	1989	Ken Swilling, DB	6	200	2
	Marvin Tibbetts, DB	2	13	0	1990	Ken Swilling, DB	5	34	0
1959	Billy Williamson, DB	3	19	0	1991	Willie Clay, CB	9	66	1
1960	Walter Howard, DB	4	14	0	1992	Marcus Coleman, CB	3	34	0
1961	Tom Winingder, DB	3	35	0		Marlon Williams, OLB	3	28	0
1962	Mike McNamers, DB	4	65	0	1993	Marcus Coleman, CB	2	17	0
1963	Nine players tied	1	40	0		Mike Williams, CB	2	4	0
1964	Gerry Bussell, DB	3	124	1	1994	Mike Dee, FS	3	72	0
	Tom Bleick, DB	3	23	0	1995	Nathan Perryman, CB	3	27	0
1965	Bill Eastman, DB	6	83	0		Ryan Stewart, SS	3	62	1
1966	Bill Eastman, DB	4	125	1	1996	Brian Wilkins, FS	4	0	0
1967	Bill Kinard, DB	4	20	0	1997	Brian Wilkins, FS	4	36	0
1968	Bill Kinard, DB	3	29	0		Travares Tillman, SS	4	32	0
1969	Jeff Ford, DB	9	257	3	1998	Jamara Clark, CB	3	41	0
1970	Rick Lewis, DB	6	116	2	1999	Marvius Hester, CB	2	8	0
1971	Dave Beavin, DB	3	30	0	2000	Jeremy Muyres, FS	4	26	0
1972	Randy Rhino, DB	8	171	1	2001	Jeremy Muyres, FS	3	2	0
1973	Randy Rhino, DB	6	45	0		Marvius Hester, CB	3	10	0
1974	Danny Rhino, DB	3	7	0	2002	Jeremy Muyres, FS	5	37	0
1975	Steve Crawford, DB	2	67	0	2003	James Butler, FS	5	18	0
	Don Bessillieu, DB	2	26	0	2004	Reuben Houston, CB	3	16	0
	Gil Kyle, DB	2	25	0	2005	Dawan Landry, FS	4	12	0
	Danny Rhino, DB	2	11	0		Philip Wheeler, LB	4	18	0
1976	Eddie Porter, DB	4	46	0	2006	Djay Jones, FS	4	29	1
1977	Reggie Wilkes, DE	3	14	0	2007	Morgan Burnett, S	3	0	0
1978	Lawrence Lowe, DB	5	41	0	2008	Morgan Burnett, S	7	95	1
1979	Robert Newman, DB	3	25	0					



Single-Game Individual Records

RUSHING YARDS

356	Eddie Lee Ivery	Air Force, 1978
307	P.J. Daniels	Tulsa, 2003
240	P.J. Daniels	North Carolina, 2003
229	Jimmy Lincoln	Virginia, 1991
217	Brent Cunningham	Clemson, 1970
214	Roddy Jones	Georgia, 2008
207	Jerry Mays	Georgia, 1989
206	C.J. Williams	Wake Forest, 1994
206	Jerry Mays	Western Carolina, 1985
204	Tashard Choice	Miami, 2007

RUSHING ATTEMPTS

39	Jerry Mays	Georgia, 1989
39	Robert Lavette	Tennessee, 1982
38	Robert Lavette	Georgia, 1982
37	Tashard Choice	Miami, 2007
36	P.J. Daniels	North Carolina, 2003
36	Tony Hollings	BYU, 2002
36	Robert Lavette	Virginia, 1984
35	C.J. Williams	Duke, 1995
34	Tashard Choice	NC State, 2006
34	Joe Burns	Syracuse, 2001
34	Joe Burns	NC State, 2001
34	Joe Burns	North Carolina, 2001

RUSHING YARDS BY A QUARTERBACK

Yds (Att.)	Player	Opponent, Year
151 (28)	Josh Nesbitt	Virginia Tech, 2008
130 (16)	Reggie Ball	Troy, 2006
122 (8)	Gary Hardie	Tulane, 1977
108 (15)	Danny Myers	South Carolina, 1974
104 (19)	Danny Myers	Tulane, 1975
103 (10)	Reggie Ball	Vanderbilt, 2003
103 (12)	Donnie Davis	Duke, 1995
101 (10)	John Dewberry	Clemson, 1983
100 (12)	Joe Hamilton	UCF, 1999
94 (15)	Joe Hamilton	Georgia, 1999
93 (15)	Josh Nesbitt	Miami, 2008
91 (12)	Shawn Jones	Boston College, 1991

PASSING YARDS

486	George Godsey	Virginia, 2001
454	George Godsey	Clemson, 2000
416	Darrell Gast	Duke, 1987
387	Joe Hamilton	Florida State, 1999
387	Joe Hamilton	Maryland, 1999
371	Eddie McAshan	Rice, 1972
361	Mike Kelley	Navy, 1979

354	George Godsey	Maryland, 2000
341	Joe Hamilton	Georgia, 1999
337	Joe Hamilton	Virginia, 1997

PASSING ATTEMPTS

61	Larry Good	Tennessee, 1968
57	George Godsey	Clemson, 2000
55	George Godsey	Virginia, 2001
53	Reggie Ball	NC State, 2005
49	Darrell Gast	Duke, 1987
47	Tommy Luginbill	Florida State, 1994
47	Reggie Ball	Duke, 2003
47	Reggie Ball	UNC, 2005
46	Shawn Jones	Georgia, 1992
46	Todd Rampley	Wake Forest, 1988
46	Mike Kelley	Georgia, 1980
45	A.J. Suggs	Maryland, 2002
45	George Godsey	Maryland, 2001
45	Tommy Luginbill	Virginia, 1994

PASS COMPLETIONS

39	George Godsey	Virginia, 2001
35	George Godsey	Clemson, 2000
29	George Godsey	Virginia, 2000
28	A.J. Suggs	Maryland, 2002
28	Todd Rampley	Wake Forest, 1988
27	Reggie Ball	Duke, 2003
27	Mike Kelley	Georgia, 1980
26	A.J. Suggs	Virginia, 2002
26	George Godsey	Maryland, 2001
26	Shawn Jones	Georgia, 1992

COMPLETION PERCENTAGE

<i>Minimum 15 attempts</i>		
.880	Joe Hamilton (22-25)	Florida State, 1999
.875	George Godsey (14-16)	Citadel, 2001
.810	Joe Hamilton (17-21)	Maryland, 1997
.808	Joe Hamilton (21-26)	Virginia, 1997
.789	Joe Hamilton (15-19)	Duke, 1996
.784	George Godsey (29-37)	Virginia, 2000
.762	George Godsey (16-21)	Wake Forest, 2000
.750	Shawn Jones (15-20)	Georgia, 1990
.741	George Godsey (20-27)	Wake Forest, 2001
.739	Donnie Davis (17-23)	Maryland, 1995

RECEPTIONS

14	Kelly Campbell	Clemson, 2000
14	Robert Lavette	Notre Dame, 1981
14	Steve Harkey	South Carolina, 1970
14	John Sias	Navy, 1968
13	Will Glover	Virginia, 2001
11	Kelly Campbell	vs. Duke, 1999
10	Calvin Johnson	Maryland, 2006
10	Calvin Johnson	NC State, 2005
10	Kelly Campbell	Syracuse, 2001
10	Kelly Campbell	Stanford, 2001
10	Jerry Mays	Wake Forest, 1988
10	Buck Martin	Auburn, 1951

RECEIVING YARDS

243	Dez White	Virginia, 1998
230	Demaryius Thomas	Duke, 2008
223	Derrick Steagall	Virginia, 1997
215	Dez White	Maryland, 1999
209	Kelly Campbell	Clemson, 2000
203	Kelly Campbell	North Carolina, 1999
203	Kris Kentera	Navy, 1979
202	Buck Martin	Auburn, 1951
198	John Sias	Navy, 1968
194	Jonathan Smith	Wake Forest, 2003

TOTAL OFFENSE

477	George Godsey	Virginia, 2001
474	Joe Hamilton	Maryland, 1999
450	George Godsey	Clemson, 2000

435	Joe Hamilton	Georgia, 1999
412	Darrell Gast	Duke, 1987
410	Joe Hamilton	Clemson, 1999
405	Joe Hamilton	Florida State, 1999
387	Joe Hamilton	Duke, 1999
376	Mike Kelley	Navy, 1979
368	Joe Hamilton	Virginia, 1997
367	Reggie Ball	NC State, 2005
365	Eddie McAshan	Rice, 1972
364	Joe Hamilton	NC State, 1997
362	Joe Hamilton	North Carolina, 1998
357	George Godsey	Maryland, 2000
356	Joe Hamilton	West Virginia, 1997
356	Eddie Lee Ivery	Air Force, 1978
350	Joe Hamilton	North Carolina (OT), 1999
348	Joe Hamilton	Maryland, 1997
340	Reggie Ball	North Carolina, 2005

ALL-PURPOSE YARDS

367	Eddie Lee Ivery	Air Force, 1978
312	Roddy Jones	Georgia, 2008
310	Dez White	Virginia, 1998
307	P.J. Daniels	Tulsa, 2003
270	Brent Cunningham	Clemson, 1970
268	Charlie Rogers	UCF, 1996
251	Jerry Mays	Western Carolina, 1985
248	Kelly Campbell	Clemson, 2000
248	P.J. Daniels	North Carolina, 2003
240	Robert Lavette	Navy, 1981

TOUCHDOWN PASSES

5	Joe Hamilton	Clemson, 1999
5	Eddie McAshan	Rice, 1972
4	Reggie Ball	NC State, 2006
4	Reggie Ball	Clemson, 2004
4	George Godsey	Wake Forest, 2000
4	Joe Hamilton	Florida State, 1999
4	Joe Hamilton	Georgia, 1999
4	Tommy Luginbill	Western Carolina, 1994
4	Shawn Jones	Georgia, 1990
4	Shawn Jones	Maryland, 1989
4	Darrell Crawford	Auburn, 1951
4	Frank Broyles	Tulane, 1944
4	Eddie Prokop	Tulane, 1943

TOUCHDOWN RECEPTIONS

4	Buck Martin	Auburn, 1951
3	Calvin Johnson	Clemson, 2004
3	Dez White	Virginia, 1998
3	Jason McGill	Maryland, 1992
3	Kris Kentera	Navy, 1979
3	Craig Baynham	Duke, 1965

TOUCHDOWN RESPONSIBLE FOR

TD (R/P)	Player	Opponent, Year
5 (0/5)	Joe Hamilton	Clemson, 1999
5 (1/4)	Joe Hamilton	Florida State, 1999
5 (0/5)	Eddie McAshan	Rice, 1972
4 (0/4)	Reggie Ball	NC State, 2006
4 (0/4)	Reggie Ball	Clemson, 2004
4 (0/4)	P.J. Daniels	Tulsa, 2003
4 (4/0)	Tony Hollings	Connecticut, 2002
4 (0/4)	George Godsey	Wake Forest, 2000
4 (1/3)	Joe Hamilton	Maryland, 1999
4 (0/4)	Joe Hamilton	Georgia, 1999
4 (0/4)	Tommy Luginbill	Western Carolina, 1994
4 (0/4)	Shawn Jones	Georgia, 1990
4 (0/4)	Shawn Jones	Maryland, 1989
4 (0/4)	Jerry Mays	NC State, 1986
4 (4/0)	Robert Lavette	Virginia, 1982
4 (4/0)	George Maloof	Georgia, 1951
4 (4/0)	Darrell Crawford	Auburn, 1951
4 (0/4)	Frank Broyles	Tulane, 1944
4 (4/0)	Eddie Prokop	Tulane, 1943



**Buck
MARTIN**





**Eric
WILCOX**

FIELD GOALS

5	Ron Rice	The Citadel, 1982
4	Travis Bell	Notre Dame, 2007
4	Luke Manget	Clemson, 2001
4	Scott Sisson	Florida State, 1992
4	Cam Bonifay	Navy, 1973

FIELD GOAL ATTEMPTS

7	Luke Manget (2-7)	NC State, 2001
5	Travis Bell (4-5)	Notre Dame, 2007
5	Brad Chambers (1-5)	Maryland, 1998
5	Ron Rice (5-5)	Citadel, 1982
5	Tommy Wells	Duke, 1958
5	Dave Frakes (3-5)	Wake Forest, 1996
5	Tyler Jarrett	Clemson, 1993

PATs

10	Luke Manget (10-10)	Navy, 2001
9	Brad Chambers (9-9)	Wake Forest, 1998
8	Travis Bell (8-8)	Samford, 2007
8	David Bell (8-8)	NC State, 1986

PUNTS

21	Hawk Cavette	Florida, 1938
12	Rodney Williams	Florida State, 1997
12	Sean McDevitt	Clemson, 1987
12	Chip Pallman	Notre Dame, 1970
11	Ben Arndt	Virginia Tech, 2005
11	Jeff Pierce	North Carolina, 1980
11	Harper Brown	Notre Dame, 1975
11	Tommy Chapman	Clemson, 1967
10	Most recent, Durant Brooks	Boston College, 2007

PUNT YARDAGE

553	Rodney Williams	Florida State, 1997
505	Sean McDevitt	Clemson, 1987
464	Ben Arndt	Virginia Tech, 2005
454	Ron Rice	Auburn, 1982
453	Durant Brooks	Boston College, 2007
443	Chip Pallman	Notre Dame, 1970
440	Jeff Pierce	North Carolina, 1980
434	Jeff Pierce	Notre Dame, 1981
420	Ben Arndt	Clemson, 2004
412	Harper Brown	Notre Dame, 1975
411	Jeff Pierce	Florida, 1980
408	Jeff Pierce	Notre Dame, 1980

PUNTING AVERAGE / GAME*Minimum 3 Punts*

60.0 (4)	Durant Brooks	North Carolina, 2007
53.3 (3)	Rodney Williams	Duke, 1997
52.7 (6)	Rodney Williams	NC State, 1997
52.0 (3)	Jason Bender	NC State, 1994
51.8 (6)	Rodney Williams	Florida State, 1998
50.8 (6)	Durant Brooks	Miami, 2006
50.7 (3)	Harper Brown	Georgia, 1967
50.7 (3)	Harper Brown	Miami, 1975
50.3 (3)	Dan Dyke	Duke, 2000
50.3 (4)	Rodney Williams	Georgia, 1995
50.0 (5)	Durant Brooks	Wake Forest, 2006

KICKOFF RETURNS

7	Kenny Scott	Virginia, 2003
7	Dez White	Virginia, 1999
7	Richard Hills	Duke, 1987
7	Drew Hill	Notre Dame, 1977
6	Jamaal Evans	Fresno State, 2007
6	Jamaal Evans	Georgia, 2007
6	P.J. Daniels	Georgia, 2002
6	Kelly Campbell	Georgia, 2001
6	Dez White	Clemson, 1999
6	Kevin Tisdell	Virginia, 1990
6	T.J. Edwards	Duke, 1989
6	Richard Hills	Clemson, 1987
6	Drew Hill	Duke, 1977
6	Drew Hill	Clemson, 1977
6	Drew Hill	Georgia, 1977

KICKOFF RETURN YARDS

184	T.J. Edwards	Duke, 1989
167	Kevin Tisdell	Duke, 1990
166	Drew Hill	Clemson, 1977
157	Dez White	Virginia, 1999
156	Dez White	Maryland, 1998
154	Kenny Scott	NC State, 2003
152	Kevin Tisdell	South Carolina, 1991
152	Richard Hills	Duke, 1987
149	Richard Hills	Clemson, 1987
149	Drew Hill	Duke, 1977
147	Drew Hill	Notre Dame, 1977
146	Kenny Scott	Virginia, 2003

PUNT RETURNS

9	Kelley Rhino	Citadel, 2001
8	Kelley Rhino	Florida State, 2002
8	Kelley Rhino	Duke, 2002
8	Kelley Rhino	Duke, 2001
7	Marvious Hester	UCF, 2000
7	Charlie Rogers	North Carolina, 1998
7	Nate Perryman	Virginia, 1996
6	Tyler Melton	Gardner-Webb, 2008
6	Andrew Smith	Virginia, 2007
6	Tyler Evans	Samford, 2007
6	Kelley Rhino	Duke, 2000
6	Charlie Rogers	Virginia, 1998
6	Harvey Middleton	North Carolina, 1996
6	Nate Perryman	North Carolina, 1995
6	Willie Clay	North Carolina, 1990
6	Willie Clay	Western Carolina, 1989
6	Jeff Ford	Clemson, 1971
6	Mike Wyosong	Navy, 1970
6	Mike Wyosong	Florida State, 1970
6	Mike Wyosong	Southern Cal, 1969
6	Jimmy Brown	Tulane, 1967
6	James Jordan	Georgia, 1949

PUNT RETURN YARDS

149	Gerry Bussell	Auburn, 1962
137	Randy Rhino	South Carolina, 1972
130	Jimmy Jordan	Washington & Lee, 1949
120	Mike Wyosong	Florida State, 1970
117	Charlie Rogers	Virginia, 1998

111	Kelley Rhino	North Carolina, 2001
110	Kelley Rhino	Vanderbilt, 2002
106	Willie Clay	North Carolina, 1991
101	Michael Smith	Duke, 1992
98	George Volkert	Tennessee, 1954
97	Johnny Menger	Auburn, 1956

TACKLES

28	Eric Wilcox	Georgia, 1967
25	Ted Roof	Tennessee, 1985
24	Calvin Tiggie	Clemson, 1990
22	Ron Rogers	Clemson, 1995
22	Ron Rogers	Georgia, 1995
22	Jamal Cox	Arizona, 1994
21	Ronald Rogers	Clemson, 1995
21	Eric Thomas	Duke, 1989
20	Keith Brooking	Clemson, 1997
20	Keith Brooking	Clemson, 1996
20	Keith Brooking	Georgia, 1995
20	Keith Brooking	Clemson, 1995
20	John Battle	Duke, 1964

SACKS

7	Pat Swilling	NC State, 1985
5	Marco Coleman	Maryland, 1990
3	Philip Wheeler	Miami, 2006
3	Eric Henderson	Auburn, 2003
3	Jesse Tarplin	NC State, 1998
3	Derrick Shepard	Maryland, 1997
3	Jimmy Clements	Maryland, 1995
3	Tom Johnson	Maryland, 1993
3	Coleman Rudolph	Maryland, 1992
3	Marco Coleman	Penn State, 1991
3	Marco Coleman	Boston Coll., 1991
3	Marco Coleman	Georgia, 1990

INTERCEPTIONS

3	Brian Wilkins	Florida State, 1996
3	Ken Swilling	Boston College, 1989
3	Randy Rhino	Rice, 1972
3	Bubba Hoats	Georgia, 1969
3	Bobby Moorhead	Auburn, 1952
3	Howard Ector	Vanderbilt, 1937



**Pat
SWILLING**



Single-Game Team Records

MOST RUSHING YARDS

Yds	Att	Opponent, Year
558	82	VMI, 1975
518	69	Tulane, 1977
510	45	Air Force, 1978
487	71	South Carolina, 1974
472	56	Miami, 2008
438	54	Mississippi State, 2008
432	86	Virginia, 1976
422	72	Miami, 1975
412	79	Auburn, 1975
411	48	Maryland, 1993
409	56	Georgia, 2008
400	60	Wake Forest, 1983
397	66	The Citadel, 1984

In An ACC Game:

472	56	Miami, 2008
411	48	Maryland, 1993
400	60	Wake Forest, 1983
370	57	NC State, 1986
344	57	Wake Forest, 1990
319	67	Wake Forest, 1984
319	52	Wake Forest, 1998

FEWEST RUSHING YARDS

Yds	Att	Opponent, Year
-42	32	Notre Dame, 1968
-3	32	Navy, 1968
2	30	Georgia, 1968
5	27	Florida State, 1994
13	43	Navy, 1964
19	32	Virginia, 1994
20	19	Arizona, 1994
24	35	Georgia, 2004
27	43	Georgia, 1972
28	29	North Carolina, 1997
29	27	North Carolina, 1980
29	33	Miami, Fla., 1968
30	25	Alabama, 1961

MOST RUSHING ATTEMPTS

Att	Yds	Opponent, Year
86	432	Virginia, 1976
82	558	VMI, 1975
79	412	Auburn, 1975
79	364	Texas Tech, 1965
79	369	Tennessee, 1949
75	264	Tulane, 1975
72	422	Miami, Fla., 1975
71	235	Virginia, 1984
71	487	South Carolina, 1974

In An ACC Game:

71	235	Virginia, 1984
67	319	Wake Forest, 1984
67	302	Wake Forest, 1982
66	245	Duke, 1986

FEWEST RUSHING ATTEMPTS

Att	Yards	Opponent, Year
19	65	North Carolina, 1994
19	20	Arizona, 1994
20	77	Alabama, 1979
20	40	Georgia, 1979
21	78	Wake Forest, 2002
22	71	Georgia, 2002
23	96	BYU, 2003
24	145	South Carolina, 1989
24	85	Duke, 1987
25	75	Virginia Tech, 2005
25	30	Alabama, 1961

MOST PASSING YARDS

Yds	Cmp-Att	Opponent, Year
486	39-55	Virginia, 2001
454	35-57	Clemson, 2000



Lucas Cox and the Jackets rushed for 472 yards vs. Miami in 2008.

416	24-49	Duke, 1987
387	22-25	Florida State, 1999
387	17-32	Maryland, 1999
373	14-22	Citadel, 1987
371	23-38	Rice, 1972
361	16-31	Navy, 1979
354	19-30	Maryland, 2000
353	25-48	North Carolina, 2005
351	22-34	Citadel, 2001
346	27-50	Maryland, 1994
341	22-32	Georgia, 1999
337	21-26	Virginia, 1997
333	16-24	Wake Forest, 2000
333	27-46	Georgia, 1980

In An ACC Game:

486	39-55	Virginia, 2001
454	35-57	Clemson, 2000
416	24-49	Duke, 1987
387	22-25	Florida State, 1999
387	17-32	Maryland, 1999
354	19-20	Maryland, 2000

FEWEST PASSING YARDS

Yds	Cmp-Att	Opponent, Year
0	0-2	Duke, 1977
0	0-1	Georgia, 1977
0	0-0	Tennessee, 1977
0	0-1	Miami, Fla., 1977
0	0-8	South Carolina, 1976
0	0-0	Notre Dame, 1976
0	0-4	Notre Dame, 1975
0	0-10	Michigan State, 1971
0	0-6	Georgia, 1961
0	0-1	Tennessee, 1960
0	0-8	Florida, 1956
0	0-5	Auburn, 1954
0	0-4	SMU, 1953

MOST PASS ATTEMPTS

Att	Cmp	Opponent, Year
63	25	Tennessee, 1968
57	35	Clemson, 2000
55	39	Virginia, 2001
53	21	NC State, 2005
53	30	Maryland, 2002
52	27	Navy, 1968

50	24	Florida State, 1994
50	27	Maryland, 1994
50	28	Virginia, 1992

In An ACC Game:

57	35	Clemson, 2000
55	39	Virginia, 2001
53	30	Maryland, 2002
53	21	NC State, 2005
50	28	Virginia, 1992
50	24	Florida State, 1994
50	27	Maryland, 1994

FEWEST PASS ATTEMPTS

Att	Cmp	Opponent, Year
0	0	Tennessee, 1977
0	0	Notre Dame, 1976
1	0	Georgia, 1977
1	0	Miami, Fla., 1977
1	1	Air Force, 1977
1	0	Tennessee, 1960
2	2	Clemson, 1975
2	0	Duke, 1977

MOST PASS COMPLETIONS

Cmp	Att	Opponent, Year
39	55	Virginia, 2001
35	57	Clemson, 2000
30	53	Maryland, 2002
29	37	Virginia, 2000
28	50	Virginia, 1992
28	47	Wake Forest, 1988
27	47	Duke, 2003
27	50	Maryland, 1994
27	49	Georgia, 1981
27	46	Georgia, 1980
27	52	Navy, 1968

In An ACC Game:

39	55	Virginia, 2001
35	57	Clemson, 2000
30	53	Maryland, 2002
29	37	Virginia, 2000
28	50	Virginia, 1992
28	47	Wake Forest, 1988

FEWEST PASS COMPLETIONS

Cmp	Att	Opponent, Year
0	2	Duke, 1977
0	1	Georgia, 1977
0	0	Tennessee, 1977
0	1	Miami, Fla., 1977
0	8	South Carolina, 1976
0	0	Notre Dame, 1976
0	4	Notre Dame, 1975
0	10	Michigan State, 1971
0	6	Georgia, 1961
0	1	Tennessee, 1960
0	8	Florida, 1956
0	5	Auburn, 1954
0	4	SMU, 1953
1		Most recent: Georgia, 2008

MOST TOTAL OFFENSE

Yds	Rush/Pass	Opponent, Year
706	NA	Citadel, 1948
627	304/323	Virginia, 2000
623	397/226	The Citadel, 1984
610	411/199	Maryland, 1993
600	558/42	VMI, 1975
593	277/316	Duke, 1993
587	200/387	Maryland, 1999
578	245/333	Wake Forest, 2000
565	370/195	NC State, 1986
561	270/291	Navy, 2001
561	347/214	Furman, 1993
561	513/48	Air Force, 1978

560	74/486	Virginia, 2001
-----	--------	----------------

FEWEST TOTAL OFFENSE

Yds	Rush/Pass	Opponent, Year
33	33 / 0	SMU, 1953
94	74 / 20	Georgia, 1950
96	30 / 66	Alabama, 1961
97	85 / 12	Rice, 1960
110	65 / 45	Florida State, 1993
115	54 / 61	Duke, 1959
116	29 / 87	North Carolina, 1980
119	-42 / 161	Notre Dame, 1968
122	103 / 19	Vanderbilt, 1965
125	84 / 41	Notre Dame, 1977
125	74 / 51	Duke, 1960

MOST FIRST DOWNS


FD	R/P/Pen	Opponent, Year
34	16/18/0	Virginia, 2000
31	6/22/3	Clemson, 2000
31	22/9/0	The Citadel, 1984
30	17/13/0	NC State, 1999
29		Most Recent: Army, 2007

FEWEST FIRST DOWNS

FD	R/P/Pen	Opponent, Year
3	3/0/0	SMU, 1953
4	3/1/0	Vanderbilt, 1965
5	4/1/0	Georgia, 1965
5	5/0/0	SMU, 1951
6	2/4/0	Virginia Tech, 2005
6	0/5/1	North Carolina, 1980
6	2/4/0	Notre Dame, 1970
6	2/4/0	Alabama, 1961
6	4/0/2	Rice, 1964
7		Most Recent: Notre Dame, 1975

MOST SACKS

Sacks	Opponent, Year
11	Maryland, 1993
11	Maryland, 1990
9	Notre Dame, 2007
9	NC State, 1985
8	Duke, 2007
8	Duke, 2000
8	NC State, 1992
7	10 times



Philip Wheeler helped Tech record nine sacks at Notre Dame in 2007.



Points/Scoring Margin

MOST POINTS

Pts	Opponent, Year	Score
222	Cumberland, 1916	.222-0
128	NC State, 1918	.128-0
123	11th Cavalry, 1918	.123-0
118	Furman, 1918	.118-0
105	Mercer, 1914	.105-0
98	Carlisle, 1917	.98-0
83	Vanderbilt, 1917	.83-0
77	Florida, 1904	.77-0
74	Furman, 1919	.74-0
71	Chattanooga, 1913	.71-6
70	Navy, 2001	.70-7
70	Davidson, 1921	.70-0
70	Dahlgren, 1907	.70-0
69	Samford, 2007	.69-14
69	Furman, 1921	.69-0
68	Auburn, 1917	.68-7
67	Transylvania, 1915	.67-0
66	Davidson, 1920	.66-0
63	Wake Forest, 1998	.63-35
63	Washington & Lee, 1917	.63-0
61	Mercer, 1916	.61-0
59	NC State, 1986	.59-21
59	Presbyterian, 1937	.59-0
59	South Carolina, 1909	.59-0
59	Tennessee Meds, 1904	.59-0
58	Sewanee, 1936	.58-0
57	Gordon, 1910	.57-0
55	Presbyterian, 1936	.55-0
55	Oglethorpe, 1920	.55-0
54	The Citadel, 1952	.54-6
54	The Citadel, 1948	.54-0
54	Dahlgren, 1905	.54-0
52	Tulsa, 2003	.52-10
52	Wake Forest, 2000	.52-20
52	VMI, 1986	.52-6
51	Syracuse, 2004	.51-14
51	Georgia, 1999 (ot)	.51-48
51	Furman, 1995	.51-7
51	Citadel, 1987	.51-12
51	Furman, 1947	.51-0
51	Clemson, 1944	.51-0
51	Auburn, 1928	.51-0
51	Mooney School, 1904	.51-0

In An ACC Game:

63	Wake Forest, 1998	.63-35
59	NC State, 1986	.59-21
52	Wake Forest, 2000	.52-20
49	Duke, 2006	.49-21
49	Maryland, 1999	.49-31
49	Wake Forest, 1983	.49-33
48	NC State, 1999	.48-21
48	Duke, 1990	.48-31

FEWEST POINTS

Pts	Opponent, Year	Score
0	114 times; Most recent:	
0	Florida State, 1997	.0-38

MOST POINTS ALLOWED

Pts	Opponent, Year	Score
94	Auburn, 1894	.0-94
73	Clemson, 1903	.0-73
69	Notre Dame, 1977	.14-69
63	Auburn, 1903	.0-63
55	Virginia, 1992	.24-55
55	Notre Dame, 1943	.13-55
54	Alabama, 1950	.19-54
54	Vanderbilt, 1904	.0-54
51	Florida State, 1993	.0-51
51	Georgia, 2002	.7-51
51	Virginia Tech, 2005	.7-51
49	Florida State, 1996	.3-49
49	Vanderbilt, 1931	.7-49
48	Georgia, 1999 (ot)	.51-48
48	Duke, 1987	.14-48
48	Georgia, 1994	.10-48
48	Auburn, 1984	.34-48

In An ACC Game:

55	Virginia, 1992	.55-24
51	Florida State, 1993	.51-0
51	Virginia Tech, 2005	.51-7
49	Florida State, 1996	.49-3
48	Duke, 1987	.48-14
47	Clemson, 2001 (ot)	.47-44

FEWEST POINTS ALLOWED

Pts	Opponent, Year	Score
0	Many times; Most recent:	
0	Duke, 2008	.27-0

In An ACC Game:

0	Duke, 2008	.27-0
0	North Carolina, 2006	.7-0
0	Virginia, 2000	.35-0
0	Maryland, 1993	.38-0
0	Duke, 1985	.9-0
0	North Carolina, 1985	.31-0

LARGEST MARGIN OF VICTORY

Mar	Opponent, Year	Score
222	Cumberland, 1916	.222-0
128	NC State, 1918	.128-0
123	11th Cavalry, 1918	.123-0
118	Furman, 1918	.118-0
105	Mercer, 1914	.105-0
98	Carlisle, 1917	.98-0

83	Vanderbilt, 1917	.83-0
77	Florida, 1904	.77-0
74	Furman, 1919	.74-0
70	Dahlgren, 1907	.70-0
70	Davidson, 1921	.70-0
69	Furman, 1921	.69-0
67	Transylvania, 1915	.67-0
66	Davidson, 1920	.66-0
65	Chattanooga, 1913	.71-6
63	Washington & Lee, 1917	.63-0
63	Navy, 2001	.70-7
61	Mercer, 1916	.61-0
61	Auburn, 1917	.68-7
59	Presbyterian, 1937	.59-0
59	South Carolina, 1909	.59-0
59	Tennessee Meds, 1904	.59-0
58	Sewanee, 1936	.58-0
57	Gordon, 1910	.57-0
55	Samford, 2007	.69-14
55	Presbyterian, 1936	.55-0
55	Oglethorpe, 1920	.55-0
54	The Citadel, 1948	.54-0
54	Dahlgren, 1905	.54-0
53	Davidson, 1953	.53-0
51	Furman, 1947	.51-0
51	Clemson, 1944	.51-0
51	Auburn, 1928	.51-0
51	Gordon, 1907	.51-0
51	Mooney School, 1904	.51-0
48	The Citadel, 1952	.54-6
48	Georgia, 1943	.48-0

In An ACC Game:

38	Maryland, 1993	.38-0
38	NC State, 1986	.59-21
35	Virginia, 2000	.35-0
35	Duke, 2000	.45-10
35	Wake Forest, 1990	.42-7
33	Duke, 1993	.47-14

LARGEST MARGIN OF DEFEAT


Mar	Opponent, Year	Score
94	Auburn, 1894	.0-94
73	Clemson, 1903	.0-73
63	Auburn, 1899	.0-63
55	Notre Dame, 1977	.14-69
54	Vanderbilt, 1907	.0-54
51	Florida State, 1993	.0-51
46	Florida State, 1996	.3-49
45	Auburn, 1896	.0-45
44	Georgia, 2002	.7-51
44	Virginia Tech, 2005	.7-51
42	Notre Dame, 1943	.13-55
42	Vanderbilt, 1931	.7-49

In An ACC Game:

51	Florida State, 1993	.0-51
46	Florida State, 1996	.3-49
44	Virginia Tech, 2005	.7-51
38	Florida State, 1997	.0-38
38	North Carolina, 1993	.3-41
36	Clemson, 2003	.3-39

LARGEST COMBINED SCORE

Pts	Opponent, Year	Score
222	Cumberland, 1916	.222-0
128	NC State, 1918	.128-0
123	11th Cavalry, 1918	.123-0
118	Furman, 1918	.118-0
105	Mercer, 1914	.105-0
99	Georgia, 1999 (ot)	.51-48
98	Wake Forest, 1998	.63-35
98	Carlisle, 1917	.98-0
94	Auburn, 1894	.0-94
91	Clemson, 2001 (ot)	.44-47
87	Georgia, 2008	.45-42
87	Clemson, 1999	.45-42



Mike Cox and the Yellow Jackets beat Samford, 69-14, in 2007.

83	Samford, 2007	.69-14
83	Virginia, 1999	.38-45
83	Notre Dame, 1977	.14-69
83	Vanderbilt, 1917	.83-0

In An ACC Game:

98	Wake Forest, 1998	.W 63-35
91	Clemson, 2001	.(ot) L 44-47
87	Clemson, 1999	.W 45-42
83	Virginia, 1999	.L 38-45
82	Wake Forest, 1983	.W 49-33
80	NC State, 1986	.W 59-21

SMALLEST COMBINED SCORE

Pts	Opponent, Year	Score
0	16 times; Most recent:	
0	Florida, 1957	.0-0

MOST POINTS IN A HALF

Pts	Opponent (Half), Year
126	Cumberland (1st), 1916
96	Cumberland (2nd), 1916
45	Samford (1st), 2007
42	Tulsa (2nd), 2003
42	Navy (1st), 2001
38	Duke (1st), 1996
38	Texas A&M (2nd), 1966
35	Samford (1st), 2006
35	Syracuse (1st), 2004
35	Wake Forest (1st), 2000
35	Wake Forest (1st), 1998
35	NC State (1st), 1986
35	Chattanooga (2nd), 1985
35	Wake Forest (2nd), 1983
35	Vanderbilt (2nd), 1966

MOST POINTS IN A QUARTER

Pts	Opponent (Quarter), Year
63	Cumberland (1st, 2nd), 1916
54	Cumberland (3rd), 1916
42	Cumberland (4th), 1916
32	Chattanooga (4th), 1985
31	Vanderbilt (2nd), 2002
28	Samford (1st), 2007
28	Duke (3rd), 2005
28	NC State (2nd), 1998
28	Texas A&M (4th), 1966
26	Georgia (3rd), 2008
26	Georgia (4th), 1975
24	North Carolina (4th), 2003
24	Duke (1st), 1996
24	Furman (3rd), 1995
24	Chattanooga (4th), 1988
23	North Carolina (2nd), 1998
23	Georgia (2nd), 1990



The 1917 team scored 98 points against Carlisle, 83 points vs. Vanderbilt.



Longest Plays

LONGEST PASS PLAYS

96 (td)	Brandon Shaw to Charlie Rogers	UCF, 1996
90 (td)	Ted Peeples to Drew Hill	Duke, 1978
88 (td)	Jaybo Shaw to Demaryius Thomas	Duke, 2008
87 (td)	Darrell Gast to Greg Lester	Duke, 1987
82 (td)	Shawn Jones to Keenan Walker	Maryland, 1991
81 (td)	Shawn Jones to Bobby Rodriguez	Clemson, 1989
80 (td)	Reggie Ball to Nate Curry	Syracuse, 2004
80 (td)	Joe Hamilton to Dez White	Maryland, 1999
80 (td)	Joe Hamilton to Dez White	Florida State, 1999
80 (td)	Graham Stroman to C.J. Williams	Maryland, 1994
80 (td)	Donnie Davis to Derrick Steagall	Furman, 1993
80 (td)	Mike Kelley to Leon Chadwick	Notre Dame, 1979
80 (td)	Kim King to John Sias	TCU, 1967
79 (td)	Calvin Booker to Jonathan Dwyer	Gardner-Webb, 2008
79	Rick Strom to Steve Davenport	Citadel, 1987
79 (td)	E. Holtsinger to J. Kilzer	Auburn, 1945
78 (td)	Shawn Jones to William Bell	Chattanooga, 1990
78 (td)	Ken Bonifay to John Sias	Duke, 1968
77	Tommy Luginbill to Omar Cassidy	UNC, 1994
77 (td)	Eddie McAshan to Jimmy Robinson	Michigan St., 1972
76 (td)	Shawn Jones to Greg Lester	Virginia, 1991
75 (td)	Donnie Davis to Dorsey Levens	Baylor, 1993

LONGEST TOUCHDOWN PLAYS

102	KOR:	Dewey Scarboro	Georgetown, 1919
102	IR:	Jeff Ford	Notre Dame, 1969
101	IR:	Frank Broyles	Clemson, 1944
100	KOR:	Dez White	Maryland, 1998
100	KOR:	Drew Hill	Georgia, 1978
100	IR:	Bill Eastman	Tulane, 1966
99	KR:	Gary Lee	NC State, 1986
97	IR:	Jamal Lewis	Samford, 2006
97	KR:	Eddie Lee Ivery	Notre Dame, 1977
97	KR:	Drew Hill	Auburn, 1978
96	PR:	Randy Rhino	South Carolina, 1972
96	P:	Brandon Shaw to Charlie Rogers	UCF, 1996
95	KR:	Dez White	Duke, 1997
95	KR:	Gary Lee	Georgia, 1985
95	KR:	Cory Collier	Duke, 1983
95	IR:	Ken Swilling	NC State, 1989
93	KR:	Gerry Bussell	Tulane, 1962
93	KR:	Billy Williamson	Tennessee, 1960
92	PR:	Everett Strupper	Mercer, 1916
92	PR:	Pat Barron	Pennsylvania, 1931
91	KR:	Lester Simerville	Tulane, 1957
90	FR:	Kofi Smith	Wake Forest, 1998
90	P:	Ted Peeples to Drew Hill	Duke, 1978

Georgia Tech In Overtime Games

Date	Opponent	Result	OTs	First Offense
10-9-99	North Carolina	hW 31-24	One	Tech
	Winning score:	6-yd TD run by Joe Hamilton		
11-27-99	Georgia	hW 51-48	One	Georgia
	Winning score:	38-yd FG by Luke Manget		
9-21-00	NC State	aL 23-30	One	NC State
	Winning score:	23-yd TD pass, Philip Rivers to Karen Robinson		
9-29-01	Clemson	hL 44-47	One	Tech
	Winning score:	11-yd TD run by Woodrow Dantzler		
10-11-01	Maryland	hL 17-20	One	Maryland
	Winning score:	26-yd FG by Nick Novak		
9-27-03	Vanderbilt	aW 24-17	One	Tech
	Winning score:	25-yard TD run by Reggie Ball on first play		



Jonathan Dwyer's 88-yard run vs. Mississippi State last year was the longest in Tech history.

LONGEST RUNS

88 (td)	Jonathan Dwyer	Mississippi St., 2008
87 (td)	Bob McCoy	Citadel, 1948
86 (td)	Gerry Bussell	Georgia, 1962
85 (td)	Jonathan Dwyer	North Carolina, 2008
85 (td)	Morris Harrison	Citadel, 1947
83 (td)	Robert Lavette	Navy, 1981
82 (td)	Buck Flowers	Georgetown, 1920
80 (td)	Eddie Lee Ivery	Air Force, 1978
79 (td)	Jerry Mays	NC State, 1986
77 (td)	Bill Teas	LSU, 1954
75 (td)	Jimmy Lincoln	Furman, 1993
73 (td)	Tashard Choice	Samford, 2007
73	Nate Kelsey	Virginia, 1986
73 (td)	Eddie Lee Ivery	Air Force, 1978
73	George Volkert	Florida State, 1955
72 (td)	Tony Hollings	Clemson, 2002
72 (td)	Robert Lavette	Georgia, 1983
72 (td)	Rodney Lee	Tennessee, 1977

LONGEST KICKOFF RETURNS

102 (td)	Dewey Scarboro	Georgetown, 1919
100 (td)	Dez White	Maryland, 1998
100 (td)	Drew Hill	Georgia, 1978
99 (td)	Gary Lee	NC State, 1986
97 (td)	Drew Hill	Auburn, 1978
97 (td)	Eddie Lee Ivery	Notre Dame, 1977
95 (td)	Dez White	Duke, 1997
95 (td)	Gary Lee	Georgia, 1985
95	Cory Collier	Duke, 1983
93 (td)	Gerry Bussell	Tulane, 1962
93 (td)	Billy Williamson	Tennessee, 1960
91 (td)	Lester Simerville	Tulane, 1957
90	Kenny Scott	NC State, 2003
87	Kevin Tisdell	Clemson, 1990
85 (td)	Kevin Tisdell	Duke, 1990
76	Charlie Rogers	Navy, 1996
74	T.J. Edwards	Duke, 1989

LONGEST INTERCEPTION RETURNS

102 (td)	Jeff Ford	Notre Dame, 1969
101 (td)	Frank Broyles	Clemson, 1944
99 (td)	Bill Eastman	Tulane, 1966
97 (td)	Jamal Lewis	Samford, 2006
95 (td)	Ken Swilling	NC State, 1989
85 (td)	Judy Harlan	Washington & Lee, 1917
85 (td)	Wilbur Peterson	North Carolina, 1931
84	Willie Clay	Western Carolina, 1989
84 (td)	Gerry Bussell	Tennessee, 1964
83 (td)	Mike Williams	Wake Forest, 1990
75 (td)	Stan Beavers	Duke, 1970
74	Derrick Shepard	Boston College, 1997
73 (td)	W.P. McHugh	St. Mary's, 1947
72 (td)	Ken Swilling	Boston College, 1989
70 (td)	Daryl Smith	Georgia, 2000

LONGEST FUMBLE RETURNS

90 (td)	Kofi Smith	Wake Forest, 1998
60 (td)	Jimmy Clements	Duke, 1996
54 (td)	Matt Uremovich	Duke, 1998
42 (td)	Roderrick Roberts	North Carolina, 1998
38 (td)	Gary Guyton	Virginia Tech, 2006
34 (td)	Delaunta Cameron	Virginia, 1998

LONGEST PUNT RETURNS

96 (td)	Randy Rhino	South Carolina, 1972
92 (td)	Pat Barron	Pennsylvania, 1931
92 (td)	Everett Strupper	Mercer, 1916
87 (td)	Johnny Menger	Auburn, 1956
86 (td)	Bill Eastman	Navy, 1965
80 (td)	Jonathan Smith	Virginia, 2003
78 (td)	James Brown	Vanderbilt, 1965
77 (td)	Sammy Burke	Navy, 1965
75 (td)	Gerry Bussell	Auburn, 1962
75 (td)	Jimmy Jordan	Washington & Lee, 1949
74 (td)	Frank Nix	Tennessee, 1958

LONGEST PUNTS

85	Buck Flowers	Davidson, 1920
80	Mike Kelley	Alabama, 1979
80	Dave Davis	Army, 1952
80	Robert Parham	Georgia, 1926
78	Ben Arndt	Miami, 2005
77	Durant Brooks	North Carolina, 2007
77	Rodney Williams	Virginia, 1996
77	Gerald Burch	Clemson, 1958
72	Joe Delany	Tennessee, 1958
71	Chris Morehouse	Georgia, 2001
70	Bobby Dover	Florida, 1957
70	Charlie Mason	Florida, 1967
70	Tommy Chapman	Miami, 1967
70	Tommy Chapman	Notre Dame, 1967

LONGEST FIELD GOALS

55	David Bell	Georgia, 1986
55	E.O. Whealler	VMI, 1973
55	Ron Rice	The Citadel, 1982
54	Johnny Duncan	Clemson, 1969
54	E.O. Whealler	Auburn, 1974
54	Ron Rice	Duke, 1983
53	Dave Frakes	Virginia, 1996
52	Thomas Palmer	North Carolina, 1987
52	E.O. Whealler	VMI, 1973
51	Travis Bell	Virginia, 2007
51	Luke Manget	Virginia, 2001
51	Scott Sisson	Florida State, 1992
51	Scott Sisson	Georgia, 1991
51	Scott Sisson	Penn State, 1991
51	David Bell	Furman, 1986
50	Luke Manget	NC State, 2001
50	Luke Manget	NC State, 2000
50	Scott Sisson	Clemson, 1992



Opponent Single-Game Records

TEAM

MOST RUSHING YARDS

Yds	Att	Team, Year
431	78	Georgia, 1975
399	73	Duke, 1976
381	61	Auburn, 1979
377	57	Auburn, 1985
361	62	Alabama, 1982
357	70	Duke, 1968
357	63	Tennessee, 1976
353	69	Tennessee, 1979

FEWEST RUSHING YARDS

Yds	Att	Opponent, Year
-56	26	Tulsa, 2003
-30	24	Maryland, 1995
-20	25	Maryland, 1990
-11	36	Navy, 1970
-9	42	Florida, 1963
-8	41	Notre Dame, 2007
-8	19	NC State, 2003
8	38	Maryland, 2004
8	26	Central Florida, 2000

In An ACC Game:

Yds	Att	Opponent, Year
-30	24	Maryland, 1995
-20	25	Maryland, 1990
-8	19	NC State, 2003
8	38	Maryland, 2004
10	24	Duke, 1991
13	17	North Carolina, 2001

MOST PASSING YARDS

Yds	Team, Year
501	Wake Forest, 1995
494	Wake Forest, 1998
489	Duke, 1997
489	Florida State, 1997
463	Florida State, 2000
435	Boston College, 2007
435	Georgia, 2000
415	Georgia, 1997

INDIVIDUAL

RUSHING YARDS

Yds	Player	Opponent, Year
255	Vagas Ferguson	Notre Dame, 1974
242	Bo Jackson	Auburn, 1985
234	Randy Cuthbert	Duke, 1989
225	Herschel Walker	Georgia, 1981
224	Morgan Kane	Wake Forest, 1999
218	Chris Douglas	Duke, 2003
216	James Davis	Clemson, 2006
213	Thomas Jones	Virginia, 1999
212	Chris Downs	Maryland, 2002
207	Thomas Jones	Virginia, 1998
207	Verron Haynes	Georgia, 2001

PASSING YARDS

Yds	Player	Opponent, Year
501	Rusty LaRue	Wake Forest, 1995
443	Chris Weinke	Florida State, 2000
435	Matt Ryan	Boston College, 2007
415	Mike Bobo	Georgia, 1997
413	Cory Phillips	Georgia, 2000
407	Matthew Stafford	Georgia, 2008
406	Mark Maye	North Carolina, 1987
399	Thad Busby	Florida State, 1997
396	Steve Slayden	Duke, 1987
388	Ronald Curry	North Carolina, 2000
381	Brett Ratliff	Utah, 2005

FEWEST PASSING YARDS

Yds	Cmp	Att	Opponent, Year
-3			South Carolina, 1949
-1			Georgia, 1958
0			Missouri, 1962
0			Georgia, 1974
0			Auburn, 1959
0			Alabama, 1953
1			Florida, 1953
6			Clemson, 1972

In An ACC Game:

Yds	Cmp	Att	Opponent, Year
39	3-11		NC State, 1994
45	4-14		NC State, 1988
48	9-15		Virginia Tech, 2008
48	8-20		North Carolina, 1990
53	3-14		Clemson, 1990
56	8-18		Miami, 2007
59	8-22		Maryland, 1998
59	6-15		Wake Forest, 1994

MOST PASS COMPLETIONS

Cmp	Att	Team, Year
42	64	Wake Forest, 1998
41	59	Virginia, 2002
41	61	Duke, 1997
41	51	Florida State, 1995
41	65	Wake Forest, 1995
37	63	Georgia, 2000
33	51	Florida State, 1997
32	46	Virginia, 2001
32	51	Central Florida, 1996
32	51	Maryland, 1995

FEWEST PASS COMPLETIONS

Cmp	Att	Team, Year
0	7	Georgia, 1974
0	7	Missouri, 1962
0	2	Auburn, 1959
0	1	Alabama, 1953
1	10 times; Most recent:	
1	3	Alabama, 1963

MOST PASS ATTEMPTS

Att	Cmp	Team, Year
65	41	Wake Forest, 1995
64	42	Wake Forest, 1998
63	37	Georgia, 2000
61	41	Duke, 1997
59	41	Virginia, 2002
57	28	Brigham Young, 2002
57	25	Western Carolina, 1985
56	30	Georgia, 1999

FEWEST PASS ATTEMPTS

Att	Cmp	Team, Year
1	1	Kentucky, 1958
1	0	Alabama, 1953
2	1	Alabama, 1958
2	0	Auburn, 1959
3	1	Alabama, 1963
3	2	Tennessee, 1961
3	1	Georgia, 1958
3	1	Florida, 1953

MOST TOTAL OFFENSE

Yds	Rush/Pass	Opponent, Year
667	386/349	Notre Dame, 1977
610	121/489	Duke, 1997
600	288/312	Virginia, 1998
594	357/237	Duke, 1968
587	98/489	Florida State, 1997
582	304/278	Florida State, 1993
581	294/287	Auburn, 1984
578	172/406	North Carolina, 1987

FEWEST TOTAL OFFENSE

Yds	Rush/Pass	Opponent, Year
32	-9/41	Florida, 1963
51	NA	The Citadel, 1952
67	54/13	Duke, 1961
73	66/7	Davidson, 1953
76	75/1	Florida, 1953
82	8/74	Maryland, 2004
84	31/53	Chattanooga, 1988
87	73/14	Vanderbilt, 1951

In An ACC Game:

Yds	Rush/Pass	Opponent, Year
82	8/74	Maryland, 2004
129	63/66	North Carolina, 1985
132	35/97	Duke, 2008
137	68/69	Duke, 1986
146	24/122	Duke, 2007
149	48/101	Wake Forest, 1991
151	103/48	North Carolina, 1990

MOST FIRST DOWNS

FD	R/P/Pen	Opponent, Year
38	14/21/3	Duke, 1987
37	6/27/4	Wake Forest, 1998
37	18/17/2	Florida State, 1993
36	22/12/2	Duke, 1968
34	10/23/1	Duke, 1997
34	20/12/2	Notre Dame, 1977
33	12/18/3	Georgia, 1999
32	23/6/3	N. Carolina, 1982

FEWEST FIRST DOWNS

FD	R/P/Pen	Opponent, Year
2	na	Tulane, 1933
2	2/0/0	Duke, 1955
3	2/1/0	SMU, 1957
4	3/1/0	Florida State, 1955
5	3/1/1	Tulane, 1956
5	4/0/1	Duke, 1961
6		Most Recent: Connecticut, 2005

PASS COMPLETIONS

Cmp	Att	Team, Year
41		Matt Schaub
41		Rusty LaRue
41		Danny Kanell
36		Cory Phillips
32		Scott Milanovich
32		Bryson Spinner

PASS ATTEMPTS

Cmp	Att	Team, Year
65		Rusty LaRue
62		Cory Phillips
58		Matt Schaub
56		Willie Perkins
55		Quincy Carter
54		Sean Glennon
53		Daniel Evans
53		Sean Glennon

RECEIVING YARDS

Yds	Player	Opponent, Year
276	Corey Thomas	Duke, 1997
247	Randy Marriott	North Carolina, 1987
234	Herman Moore	Virginia, 1990
214	Travis LaTendresse	Utah, 2005
204	Cormac Carney	Air Force, 1978
189	Jermaine Lewis	Maryland, 1995
180	Mohamed Massaquoi	Georgia, 2008

176	Todd Dixon	Wake Forest, 1990
174	Melvin Bonner	Baylor, 1992

RECEPTIONS

Cmp	Att	Team, Year
16		Travis LaTendresse
16		Corey Thomas
13		Jermaine Lewis
13		Mark Militello
12		Randy McMichael
12		Shawn Foreman
12		Roger Boone
11		Mohamed Massaquoi
11		Efrem Hill
11		Damien Gary
11		Jammie Deese
11		Cormac Carney



The Last Time It Happened

Was Shut Out

Georgia Tech Opponent Oct. 18, 1997, vs. Florida State (0-38)
Oct. 4, 2008, by Duke (27-0)

Scored 50 Points

Georgia Tech Opponent Sept. 8, 2007, vs. Samford (69-14)
Sept. 24, 2005, by Virginia Tech (51-7)

Overcame Double-Digit Deficit To Win

Georgia Tech Opponent Nov. 29, 2008, at Georgia (won 45-42 after trailing 28-12 at halftime)
Oct. 25, 2008 by Virginia (Georgia Tech led 14-3)

Recorded A Safety

Georgia Tech Opponent Sept. 6, 2008 vs. Boston College (Vance Walker tackled Chris Crane in the end zone)
Oct. 28, 2004 by Virginia Tech (Tech QB Reggie Ball ran out of end zone)

Scored More Than One Defensive TD

Georgia Tech Opponent Sept. 9, 2006 vs. Samford (2 INT returns)
Sept. 24, 2005 by Virginia Tech (2 INT returns, 1 blocked kick)

Converted A Two-Point Attempt

Georgia Tech Opponent Nov. 29, 2008 at Georgia (Jonathan Dwyer and Josh Nesbitt both rushed for two-point conversions)
Nov. 1, 2008 by Florida State (pass)

600 Yards Total Offense

Georgia Tech Opponent Nov. 9, 2000 vs. Virginia (627)
Oct. 17, 1998 by Virginia (600)

500 Yards Total Offense

Georgia Tech Opponent Nov. 20, 2008 vs. Miami (518)
Dec. 31, 2007 by Fresno State (571)

300 Yards Total Offense In A Half

Georgia Tech Opponent Sept. 20, 2008 vs. Mississippi State (313 yards in second half)
Nov. 29, 2008 by Georgia (318 yards in first half)

Less Than 200 Yards Total Offense

Georgia Tech Nov. 25, 2006 at Georgia (188)

Opponent Oct. 4, 2008 by Duke (132)

Less Than 100 Yards Total Offense

Georgia Tech Opponent 1961 vs. Alabama (96)
Oct. 9, 2004 by Maryland (82)

300 Yards Rushing

Georgia Tech Opponent Nov. 29, 2008 at Georgia (409)
Jan. 1, 2007 by West Virginia (311) (Gator Bowl)

Less Than 50 Yards Rushing

Georgia Tech Opponent Nov. 27, 2004 at Georgia (24)
Nov. 10, 2007 by Duke (24)

Less Than 0 Yards Rushing

Georgia Tech Opponent 1968, two times (vs. Notre Dame and Navy)
Sept. 1, 2007 by Notre Dame (-8)

400 Yards Passing

Georgia Tech Opponent Nov. 10, 2001 at Virginia (486)
Nov. 29, 2008 vs. Georgia (407)

Less Than 100 Yards Passing

Georgia Tech Opponent Nov. 29, 2008 vs. Georgia (19)
Oct. 4, 2008 by Duke (97)

30 Pass Completions

Georgia Tech Opponent Oct. 17, 2002 by Maryland (30)
Sept. 20, 2008 by Mississippi State (31)

50 Pass Attempts

Georgia Tech Opponent Oct. 6, 2005 vs. NC State (53)
Sept. 20, 2008 by Mississippi State (50)

Passed For 5 Touchdowns

Georgia Tech Opponent Nov. 18, 2006 vs. Duke (5)
Nov. 29, 2008 by Georgia (5)

Threw 5 Interceptions

Georgia Tech Opponent Nov. 1, 2007 vs. Virginia Tech (5)
N/A

Lost 4 Fumbles

Georgia Tech Opponent Nov. 17, 2007 vs. North Carolina (4)
Jan. 4, 2004 vs. Tulsa (6)

Had 6 Turnovers

Georgia Tech Opponent Nov. 1, 2007 vs. Virginia Tech (6)
Oct. 18, 2008 by Clemson (6)

90 Offensive Plays

Georgia Tech Opponent Oct. 6, 2005 vs. NC State (91)
Oct. 5, 2002 by Wake Forest (92)

Less Than 50 Plays

Georgia Tech Opponent Aug. 28, 2003 at Brigham Young (47)
Oct. 4, 2008 by Duke (49)

Kicked 4 Field Goals

Georgia Tech Opponent Sept. 1, 2007 at Notre Dame (4)
Nov. 17, 2007 by North Carolina (4)

90-Yard Scoring Drive

Georgia Tech Opponent Oct. 11, 2008 vs. Gardner-Webb (92)
Nov. 20, 2008 by Miami (98)

Blocked Two Kicks/Punts In One Game

Georgia Tech Opponent Nov. 29, 2008, vs. Georgia; Morgan Burnett picked off Matthew Stafford pass and returned it 35 yards for a TD
N/A

30 First Downs

Georgia Tech Opponent Nov. 9, 2000 vs. Virginia (34)
Dec. 29, 2005 by Utah (31)

10 Or Less First Downs

Georgia Tech Opponent Oct. 11, 2008 vs. Gardner-Webb (9)
Oct. 4, 2008 by Duke (9)

Penalized 100 Yards

Georgia Tech Opponent Oct. 20, 2007 vs. Army (110)
Oct. 28, 2004 by Virginia Tech (108)

Punted 10 Times

Georgia Tech Opponent Sept. 29, 2007 vs. Clemson (10)
Oct. 11, 2008 by Gardner-Webb (10)

Punted 0 Times

Georgia Tech Opponent Nov. 9, 2000 vs. Virginia
N/A

Won A Game In Overtime

Georgia Tech Opponent Sept. 27, 2003 vs. Vanderbilt (24-17)
Oct. 11, 2001 by Maryland (20-17)

Game Won On Final Play

Georgia Tech Opponent Nov. 27, 1999, vs. Georgia (Luke Manget's 38-yard field goal in first OT to give Tech a 51-48 win)
Sept. 29, 2001, by Clemson (Woodrow Dantzler's 11-yard run in first OT gave Clemson a 47-44 win)

Blocked A Field Goal Attempt

Georgia Tech Opponent Oct. 11, 2008, vs. Gardner-Webb (Derrick Morgan blocked Ryan Gates' 43-yard attempt with three seconds remaining to preserve a 10-7 victory)
Sept. 1, 2007, by Notre Dame (Trevor Laws blocked Travis Bell's 29-yard attempt in first quarter)

Blocked A PAT Attempt

Georgia Tech Opponent Jan. 1, 1999, vs. Notre Dame
Sept. 13, 2008, by Virginia Tech (John Graves blocked Scott Blair's PAT attempt)

Blocked A Punt

Georgia Tech Opponent Nov. 20, 2008, vs. Miami (Tony Clark blocked the punt attempt of Boshier)
Nov. 10, 2007, by Duke (Tony Jackson blocked punt of Tech's Durant Brooks)

Blocked A Punt For A Touchdown

Georgia Tech Opponent Nov. 13, 2004, vs. Connecticut (Ajenezi Ezieme blocked punt by Shane Hussar and Djay Jones recovered for TD)
Nov. 2, 1996, by Florida State (Peter Boulware blocked Rodney Williams' punt and Shevin Smith recovered in end zone)

Punt Returned For A Touchdown

Georgia Tech Opponent Nov. 22, 2003, vs. Virginia; Jonathan Smith (80 yards)
Oct. 28, 2000, by Clemson; Brian Mance (88 yards)

Kickoff Returned For A Touchdown

Georgia Tech Opponent Oct. 31, 1998, vs. Maryland; Dez White (100 yards)
Nov. 4, 2006, by NC State; Darrell Blackman (95 yards)

Interception Returned For A Touchdown

Georgia Tech Opponent Nov. 29, 2008, vs. Georgia; Morgan Burnett picked off Matthew Stafford pass and returned it 35 yards for a TD
Sept. 22, 2007, by Virginia; Jeffrey Fitzgerald (25 yds); pass from Tech's Taylor Bennett

NCAA Record: Seven Fumbles Returned For TDs In 1998

Tech set an NCAA record in 1998 by returning seven fumbles for TDs, including one in five straight games.

1. New Mexico State: 25 yards by LB Delaunta Cameron (caused by Jesse Tarplin on QB Ty Houghtaling)
2. North Carolina: 42 yards by DE Roderick Roberts (caused by DE Nate Stimson on QB Ronald Curry)
3. Duke: 54 yards by LB Matt Uremovich (caused by LB Delaunta Cameron on QB Spencer Romine)
4. NC State: 21 yards by CB Jason Bostic (caused by DE Felipe Claybrooks on QB Jamie Barnette)
5. Virginia: 34 yards by LB Delaunta Cameron (caused by DE Nate Stimson on QB Aaron Brooks)
6. Maryland: 27 yards by SS Jerry Caldwell (fumbled pitch)
7. Wake Forest: 90 yards by CB Kofi Smith (fumbled pitch)



Fumble Returned For A Touchdown

Georgia Tech	Oct. 6, 2007, vs. Maryland; Darrell Robertson recovered a fumble by Chris Turner and returned it 32 yards for a TD
Opponent	Nov. 10, 2007, by Duke; Leon Wright recovered fumble by Tashard Choice and returned it 24 yards for a TD

Defensive PAT

Georgia Tech	Oct. 28, 1989, vs. Duke; Ken Swilling intercepted a pass from Steve Prince and returned it 99 yards (only time in Tech history)
Opponent	None recorded

Two 100-Yard Rushers In A Game

Georgia Tech	Nov. 29, 2008 vs. Georgia; Roddy Jones (214) and Jonathan Dwyer (144)
Opponent	Jan. 1, 2007, by West Virginia; Patrick White (145) and Owen Schmitt (109)

Two 100-Yard Receivers In A Game

Georgia Tech	Sept. 11, 2005, vs. North Carolina; Damarius Bilbo (8-131) and Calvin Johnson (6-114)
Opponent	Sept. 30, 2006, by Virginia Tech; Eddie Royal (7-102) and Justin Harper (4-109)

Rushed And Passed For 100 Yards

Georgia Tech	Sept. 13, 2008, vs. Virginia Tech; Josh Nesbitt (151 yards rushing, 109 yards passing)
Opponent	Jan. 1, 2007, by West Virginia; Patrick White (131 passing, 145 yards rushing)

400 Yards Total Offense

Georgia Tech	Nov. 10, 2001, vs. Virginia; George Godsey (477 yards)
Opponent	Sept. 15, 2006, by Boston College; Matt Ryan (426 yards)

Made A 50-Yard Field Goal

Georgia Tech	Sept. 22, 2007, vs. Virginia; Travis Bell (51 yards)
Opponent	Dec. 31, 2008, by LSU; Colt David (53 yards)

30 Rushing Attempts

Georgia Tech	Nov. 17, 2007 vs. North Carolina; Tashard Choice (33 attempts)
Opponent	Nov. 8, 2003 vs. Duke; Chris Douglas (30 attempts)

150 Rushing Yards

Georgia Tech	Nov. 29, 2008 vs. Georgia; Roddy Jones (214 yards)
Opponent	Dec. 31, 2007 by Fresno State; Clifton Smith (152 yards)

200 Rushing Yards

Georgia Tech	Nov. 29, 2008 vs. Georgia; Roddy Jones (214 yards)
Opponent	Oct. 21, 2006 by Clemson; James Davis (216 yards)

50 Pass Attempts

Georgia Tech	Oct. 6, 2005 vs. NC State; Reggie Ball (53 attempts)
Opponent	Nov. 4, 2006 by NC State; Daniel Evans (53 attempts)

25 Pass Completions

Georgia Tech	Nov. 8, 2003 vs. Duke; Reggie Ball (27 completions)
Opponent	Oct. 25, 2008 by Virginia; Marc Verica (29 completions)

Threw 3 Interceptions

Georgia Tech	Nov. 1, 2007 vs. Virginia Tech; Taylor Bennett (4)
Opponent	Oct. 20, 2007 by Army; Williams (3)

300 Passing Yards

Georgia Tech	Oct. 6, 2007 vs. Maryland; Taylor Bennett (309)
Opponent	Nov. 29, 2008 by Georgia; Matthew Stafford (407)

10 Receptions

Georgia Tech	Oct. 7, 2006 vs. Maryland; Calvin Johnson (10)
Opponent	Nov. 29, 2008 by Georgia; Mohamed Massaquoi (11)

100 Receiving Yards

Georgia Tech	Oct. 4, 2008 vs. Duke; Demaryius Thomas (9-230)
Opponent	Nov. 29, 2008 by Georgia; Mohamed Massaquoi (180)

4 Touchdowns

Georgia Tech	Jan. 4, 2004 vs. Tulsa; P.J. Daniels (4)
Opponent	Dec. 29, 2005 by Utah; Travis Latendresse (4)

3 Rushing Touchdowns

Georgia Tech	Sept. 8, 2007 vs. Samford; Jonathan Dwyer (3)
Opponent	Dec. 31, 2008 by LSU; Charles Scott (3)

3 Receiving Touchdowns

Georgia Tech	Sept. 11, 2004 vs. Clemson; Calvin Johnson (3)
Opponent	Nov. 29, 2008 by Georgia; Mohamed Massaquoi (3)

4 Passing Touchdowns

Georgia Tech	Nov. 4, 2006 vs. NC State; Reggie Ball (4)
Opponent	Dec. 29, 2005 by Utah; Brett Ratliff (4)

3 Field Goals

Georgia Tech	Sept. 22, 2007 vs. Virginia; Travis Bell (3)
Opponent	Sept. 6, 2008 by Boston College; Steve Aponavicius (3)

15 Tackles

Georgia Tech	Nov. 20, 2004 vs. Virginia; Gerris Wilkinson (18)
--------------	---

3.0 Sacks

Georgia Tech	Oct. 28, 2006 vs. Miami; Philip Wheeler (3.0)
--------------	---

2 Interceptions

Georgia Tech	Oct. 18, 2008 vs. Clemson; Morgan Burnett (2)
Opponent	Nov. 1, 2007 by Virginia Tech; Victor Harris (2)

Rushing And Receiving Touchdowns

Georgia Tech	Dec. 21, 2004 vs. Syracuse; Calvin Johnson
Opponent	Sept. 11, 1999 by Florida State; Peter Warrick

Georgia Tech Streaks

LONGEST WIN STREAKS

No.	First Win	Broken By
18	VMI, 1951	Florida, 1953 (tie)
18	Tulane, 1916	Pittsburgh, 1918
15	LSU, 1927	North Carolina, 1929
10	Texas Tech, 1965	Georgia, 1966
10	LSU, 1943	Duke, 1944
9	W. Carolina, 1989	N. Carolina, 1990 (tie)
9	Alabama, 1955	Tennessee, 1956
9	Auburn, 1942	Georgia, 1942
9	Centre, 1920	Penn State, 1921
9	Furman, 1947	Tennessee, 1948
8	Georgia, 1963	Tennessee, 1964
8	Tennessee, 1954	Auburn, 1955
8	Davidson, 1950	Duke, 1951 (tie)
8	St. Mary's, 1946	Alabama, 1947
8	VMI, 1946	Georgia, 1946

LONGEST UNBEATEN STREAKS

No.	First Win/Tie	Broken By
33	Georgia, 1914	Pittsburgh, 1918
31	Davidson, 1950	Notre Dame, 1953
16	Western Carolina, 1989	Penn State, 1991
16	Vanderbilt, 1927	North Carolina, 1929
14	Clemson, 1904	Sewanee, 1906

Tech On ESPN Thursday Night

For the 17th year in a row, Georgia Tech will be featured in ESPN's Thursday Night, national television package when the Yellow Jackets host Clemson Sept. 10 and travel to Miami Sept. 17.

The Yellow Jackets have made 21 appearances since 1991, more than any other school in the nation. Tech has a 10-11 record when playing in ESPN's Thursday Night games, and all but five of the games have been in Atlanta.

ESPN THURSDAY NIGHT GAMES

Year	Opponent	Site	Result
1991	#20 Virginia	H	W, 24-21
1993	#25 Virginia	H	L, 14-35
1994	#7 Arizona	H	L, 14-19
1995	#16 Maryland	H	W, 31-3
1996	Duke	H	W, 48-22
1996	Maryland	A	L, 10-13
1997	#5 North Carolina	H	L, 13-16
1998	Clemson	A	W, 24-21
1999	Maryland	H	W, 49-31
2000	NC State	A	L, 23-30 (ot)
2000	Virginia	H	W, 35-0
2001	Maryland	H	L, 20-17 (ot)
2001	North Carolina	H	W, 28-21
2002	Maryland	A	L, 10-34
2003	Brigham Young	A	L, 13-24
2003	Maryland	H	W, 7-3
2004	#22 Virginia Tech	H	L, 20-34
2005	NC State	H	L, 14-17
2006	Virginia	H	W, 24-7
2007	#11 Virginia Tech	H	L, 3-27
2008	#23 Miami	H	W, 41-23





Year-By-Year Statistics

GEORGIA TECH

Year	Total Offense				Rushing				Passing						1st Dns	Scoring		
	G	Yds	YPG	TD	Att	Yds	YPG	TD	Cmp-	Att	Int	Pct	Yds	YPG		FG-A	Pts	PPG
1948	10	3549	354.9	34	452	1803	180.3	20	112-	206	17	.544	1746	174.6	14	157	na	22.6
1949	10	3001	300.1	28	457	1998	199.8	20	67-	156	18	.429	1003	100.3	6	153	1-2	19.7
1950	11	2532	230.2	27	437	1365	124.0	14	90-	187	18	.482	1167	106.1	10	132	1-1	16.5
1951*	12	3701	308.4	42	557	2067	172.3	26	110-	213	17	.516	1634	136.1	14	162	2-3	24.6
1952*	12	4098	341.5	44	680	2847	237.3	30	99-	207	19	.478	1251	104.3	11	220	6-na	27.1
1953*	12	3740	311.7	41	554	2209	184.1	23	107-	223	11	.480	1531	127.6	17	207	3-na	24.0
1954	10	2728	272.8	25	408	1821	182.1	16	72-	151	11	.477	907	90.7	8	147	1-na	17.5
1955	10	2672	267.2	27	509	1998	199.8	16	51-	104	9	.491	674	67.4	6	147	0-na	18.2
1956	10	2875	287.5	33	525	2249	224.9	22	51-	107	5	.477	626	62.6	9	160	0-na	22.7
1957	10	1933	193.3	11	446	1411	141.1	6	59-	118	9	.500	522	52.2	4	120	1-na	7.5
1958	10	2124	212.4	12	448	1473	147.3	10	65-	143	11	.455	651	65.1	1	114	4-10	9.3
1959	10	2023	202.3	18	427	1446	144.6	11	44-	96	5	.458	577	57.7	7	109	2-5	12.9
1960	10	1999	199.9	14	391	1360	136.0	9	51-	118	15	.432	639	63.9	3	114	8-14	11.8
1961	10	2305	230.5	22	481	1484	148.4	19	69-	142	12	.486	821	82.1	3	151	4-6	16.2
1962	10	2799	279.9	27	453	1750	175.0	18	88-	171	9	.515	1049	104.9	7	155	5-10	20.1
1963	10	2590	259.0	20	454	1524	152.4	11	81-	162	7	.500	1066	106.6	10	151	12-17	17.3
1964	10	2151	215.1	16	446	1294	129.4	9	65-	132	12	.492	857	85.7	6	127	3-8	12.1
1965	10	2848	284.8	29	406	1428	142.8	12	122-	214	8	.570	1420	142.0	12	173	7-15	22.0
1966	10	2950	295.0	33	481	1818	181.8	21	98-	204	15	.480	1132	113.2	5	178	6-13	24.8
1967	10	2628	262.8	16	453	1271	127.1	10	116-	269	13	.431	1357	135.7	6	145	7-10	12.9
1968	10	3005	300.5	21	362	629	62.9	8	192-	352	17	.545	2376	237.6	13	165	3-7	15.8
1969	10	2428	242.8	18	483	1363	136.3	8	94-	200	20	.470	1065	106.5	7	136	6-15	14.4
1970	11	3389	301.8	29	547	1882	171.1	13	144-	278	23	.518	1507	137.0	13	196	5-9	21.6
1971	11	2953	268.5	23	537	1695	154.1	13	133-	250	14	.532	1258	114.4	8	171		18.9
1972	11	3608	328.0	33	499	1597	145.2	13	144-	277	20	.520	2011	182.8	16	186	7-22	23.0
1973	11	3412	310.2	22	532	1720	156.4	16	137-	257	14	.533	1692	153.8	6	199	14-26	19.2
1974	11	3694	335.8	31	650	3162	287.5	27	45-	86	5	.523	532	48.4	3	202	7-15	21.6
1975	11	4084	371.3	37	692	3627	329.7	32	24-	46	4	.522	457	41.5	5	203	7-15	24.5
1976	11	3391	308.3	29	612	2690	244.5	26	45-	103	11	.436	701	63.7	3	174	6-11	20.1
1977	11	3500	318.2	27	630	3156	286.8	23	23-	64	7	.344	344	31.3	4	164		20.4
1978	11	4070	370.0	32	484	2290	208.2	16	114-	234	11	.487	1780	161.8	10	189	9-13	22.6
1979	11	3379	307.2	19	414	1278	116.2	7	154-	307	19	.502	2101	191.0	11	174	7-15	15.2
1980	11	2659	241.7	13	422	1094	99.5	6	139-	295	17	.471	1565	142.3	7	142	8-	11.3
1981	11	2762	251.1	16	439	1139	103.5	9	159-	304	18	.507	1623	147.6	5	162	5-11	11.3
1982	11	3945	358.6	29	527	1972	179.3	25	149-	266	15	.560	1973	179.4	3	222	13-22	23.9
1983	11	3767	342.4	28	546	2380	216.4	21	127-	237	17	.536	1387	126.1	6	205	9-15	22.2
1984	11	4557	414.3	37	600	2585	235.0	25	134-	222	11	.304	1572	179.3	12	241	13-15	29.6
1985	11	3753	341.2	28	580	2169	197.2	14	113-	197	9	.574	1584	144.0	12	194	13-22	23.5
1986	11	3971	361.0	35	531	2312	210.2	19	137-	258	9	.531	1659	150.8	14	223	12-22	28.2
1987	11	3777	343.4	26	398	1493	135.7	12	174-	368	18	.473	2284	207.6	13	201	7-13	19.9
1988	11	3420	310.9	22	427	1577	143.4	13	182-	332	15	.548	1843	167.5	7	202	15-20	20.0
1989	11	4070	370.0	31	519	2301	209.2	16	144-	276	14	.522	1769	160.8	13	215	15-24	26.5
1990	11	4334	394.0	41	524	2298	208.9	24	146-	255	13	.573	2036	185.1	14	231	15-23	33.4
1991	12	4651	387.6	33	537	2104	175.3	18	192-	368	18	.522	2547	212.3	13	240	11-17	26.5
1992	11	3723	338.5	26	390	1143	103.9	9	206-	398	10	.518	2397	234.5	16	203	19-26	23.7
1993	11	4398	399.8	34	467	2463	223.9	20	153-	271	14	.565	1935	175.9	13	224	9-15	26.0
1994	11	3847	349.7	23	349	1145	104.1	4	223-	407	18	.548	2702	245.6	18	194	9-16	18.5
1995	11	3849	349.9	33	523	2321	211.0	22	134-	248	7	.540	1528	138.9	10	208	11-18	26.0
1996	11	3683	334.8	25	499	1821	165.5	12	144-	262	16	.550	1862	169.3	9	197	15-26	22.0
1997	11	4037	367.0	33	449	1667	151.5	18	177-	279	9	.634	2370	215.5	13	206	16-20	27.9
1998	11	4276	388.7	50	469	2021	183.7	22	153-	280	8	.546	2255	205.0	17	222	13-21	39.1
1999	11	5599	509.0	59	503	2482	225.6	29	208-	319	12	.652	3117	283.4	29	287	11-17	44.8
2000	11	4789	435.4	48	466	1807	164.3	21	231-	374	6	.618	2982	271.1	23	259	12-18	37.2
2001	12	5015	417.9	47	500	1668	139.0	26	264-	413	14	.639	3347	278.9	19	268	19-28	38.1
2002*	13	4871	374.7	35	500	2127	163.6	20	239-	435	20	.549	2744	211.1	15	253	12-20	28.0
2003*	13	4298	330.6	32	509	2086	160.5	16	199-	379	13	.525	2212	170.2	13	236	17-21	27.4
2004*	12	4157	346.4	31	486	1947	162.2	11	169-	346	18	.488	2210	184.2	17	228	15-17	26.4
2005*	12	4188	349.0	27	464	1845	153.8	13	197-	418	12	.471	2343	195.2	12	240	11-21	22.2
2006*	14	4649	332.1	45	526	2274	162.4	17	174-	369	16	.472	2375	169.6	25	239	12-18	34.9
2007*	13	5004	384.9	38	548	2591	199.3	28	179-	363	12	.493	2413	185.6	10	261	23-28	34.1
2008*	13	4842	372.5	40	640	3552	273.2	32	74-	165	7	.448	1290	99.2	5	214	12-20	31.7

* Includes bowl game



YEARLY TEAM STATISTICS



2009 GEORGIA TECH FOOTBALL ■ 161

FULL STEAM AHEAD



OPPONENTS

Year	Total Offense				Rushing			Passing							1st		Scoring		
	G	Yds	YPG	TD	Att	Yds	YPG	TD	Cmp-	Att	Int	Pct	Yds	YPG	TD	Dns	FG-A	Pts	PPG
1948	10	1513	151.3	10	374	749	74.9	9	62-	150	12	.413	764	76.4	1	86	na	69	6.9
1949	10	2263	226.3	19	477	1455	144.5	14	65-	146	17	.445	808	80.8	5	114	0-1	129	12.9
1950	11	3204	291.3	28	490	1806	164.2	19	105-	216	20	.489	1398	127.1	9	163	0-1	193	17.5
1951*	12	2489	207.4	13	537	1370	114.2	10	110-	249	24	.442	1119	93.3	3	146	0-0	90	7.5
1952*	12	2182	181.8	8	527	1312	109.3	8	82-	214	26	.383	880	73.3	0	122	1-na	59	4.9
1953*	12	2685	223.8	16	556	1858	154.8	15	75-	174	22	.431	827	68.9	1	153	1-na	111	9.3
1954	10	2465	246.5	13	537	1878	187.8	10	51-	118	15	.432	587	58.7	3	142	1-na	91	9.1
1955	10	1999	199.9	6	406	1341	134.1	5	49-	110	15	.445	685	68.5	1	98	1-na	46	4.6
1956	10	2003	200.3	5	405	1284	128.4	4	53-	132	17	.402	719	71.9	1	107	0-na	33	3.3
1957	10	1778	177.8	10	473	1444	144.4	9	31-	73	7	.425	334	33.4	1	107	1-na	71	7.1
1958	10	2018	201.8	12	423	1447	144.7	9	55-	129	12	.426	571	57.1	3	100	3-5	91	9.1
1959	10	2163	216.3	15	432	1135	113.0	7	75-	147	9	.514	1028	102.8	7	110	3-4	107	10.7
1960	10	2506	250.6	13	456	1472	147.2	7	94-	164	12	.573	1034	103.4	6	148	3-7	97	9.7
1961	10	1785	178.5	6	365	949	94.9	3	78-	166	11	.470	836	83.6	3	107	3-5	50	5.0
1962	10	2160	216.0	11	374	1024	102.4	6	95-	201	16	.473	1136	113.6	4	114	4-6	83	8.3
1963	10	2080	208.0	11	416	1337	133.7	9	60-	152	9	.395	743	74.3	2	115	4-5	89	8.9
1964	10	2317	231.7	10	373	1002	100.2	6	108-	232	13	.466	1315	131.5	3	128	3-8	79	7.9
1965	10	3341	334.1	19	467	1664	166.4	11	138-	263	17	.525	1677	167.7	8	187	6-13	150	15.0
1966	10	2066	206.6	9	400	1081	108.1	4	79-	202	16	.391	985	98.5	4	110	7-11	81	8.1
1967	10	3155	315.5	28	494	1927	192.7	18	88-	192	11	.458	1228	122.8	10	159	4-10	205	20.5
1968	10	3685	368.5	36	584	2339	233.9	24	105-	227	9	.462	1346	134.6	6	215	5-13	263	26.3
1969	10	3301	330.1	25	476	1488	148.8	12	133-	289	28	.460	1813	181.3	12	185	3-13	183	18.3
1970	11	3260	296.4	21	424	1226	111.5	10	131-	298	23	.440	2034	184.9	9	155	4-14	156	14.2
1971	11	2790	253.6		477	1299	118.1	11	114-	240	14	.475	1491	135.5	7	167		166	15.1
1972	11	3409	309.9	23	568	2045	185.9	13	108-	224	21	.482	1364	124.0	7	190	12-24	196	17.8
1973	11	3760	341.8	27	538	2447	222.5	13	103-	198	13	.520	1313	119.7	12	221	8-15	211	19.2
1974	11	3514	319.5	29	582	2570	233.6	22	69-	147	11	.469	944	85.8	6	208	3-13	212	19.3
1975	11	3887	353.4	25	494	1947	177.0	15	141-	267	13	.528	1940	176.4	8	202	10-16	200	18.2
1976	11	4022	365.6	33	609	2279	207.1	21	118-	218	14	.541	1743	158.4	12	221	12-20	267	24.3
1977	11	3664	333.1		594	2151	195.5	19	104-	235	14	.443	1513	137.5	10	209		221	20.1
1978	11	3970	360.9	25	569	2285	207.7	14	117-	225	14	.520	1685	153.2	7	208	12-14	212	19.3
1979	11	3754	341.3	24	602	2344	213.1	16	118-	228	8	.518	1410	128.2	4	220	8-17	190	17.3
1980	11	3987	362.5	31	617	2630	239.0	18	112-	225	19	.498	1357	123.4	11	225	13-na	260	23.6
1981	11	4367	397.0	39	575	2574	234.0	23	112-	211	13	.531	1793	163.0	13	219	12-17	309	28.1
1982	11	4128	375.3	37	531	2732	219.4	25	129-	242	12	.533	1715	155.9	12	220	9-14	286	26.0
1983	11	4487	407.9	38	510	2331	211.9	23	159-	289	9	.550	2156	196.0	14	224	16-22	313	28.4
1984	11	3490	317.3	22	457	1623	147.5	9	163-	295	13	.552	1867	169.7	12	192	15-18	201	18.3
1985	11	3433	312.1	12	434	1793	163.0	7	156-	317	16	.492	1640	149.0	5	173	11-21	118	10.7
1986	11	3584	325.8	27	502	2078	188.9	18	129-	253	14	.510	1506	136.9	9	211	8-14	211	19.2
1987	11	4226	384.2	34	495	1959	178.1	12	183-	306	11	.598	2267	206.1	16	229	14-20	275	25.0
1988	11	3094	281.3	24	484	1566	142.4	12	129-	252	14	.512	1528	138.9	8	180	9-14	194	17.6
1989	11	3732	339.3	25	466	1630	148.2	15	196-	356	14	.551	2102	191.1	8	216	12-19	213	19.4
1990	11	3242	294.7	13	434	1220	110.9	7	151-	309	24	.489	2022	183.8	5	174	24-28	165	15.5
1991	12	3333	277.8	25	462	1344	112.0	10	178-	369	18	.482	1989	165.8	12	190	8-15	197	16.4
1992	11	4401	400.1	32	533	2066	187.8	17	180-	310	14	.581	2335	212.3	12	229	20-30	286	26.0
1993	11	4373	397.5	36	529	1874	170.4	21	195-	318	10	.613	2499	135.6	14	249	12-18	286	26.0
1994	11	4207	382.5	39	580	2534	230.4	28	144-	266	10	.548	1673	152.1	10	233	16-24	319	29.0
1995	11	3695	335.9	31	372	1003	91.2	17	239-	385	11	.621	2692	244.7	13	208	9-16	243	22.1
1996	11	3832	348.4	29	412	1635	148.6	13	177-	312	13	.567	2197	199.7	12	190	11-13	236	21.5
1997	11	4719	420.0	34	379	1460	132.7	10	257-	402	16	.639	3259	296.3	23	239	10-17	266	24.2
1998	11	4376	397.6	34	447	1844	167.6	17	199-	361	10	.551	2830	230.0	14	224	10-15	267	24.3
1999	11	4552	413.8	41	479	2015	183.2	26	195-	353	9	.552	2537	230.6	15	244	15-17	333	30.3
2000	11	4176	379.6	27	371	1039	94.5	6	248-	430	15	.577	3137	285.2	19	228	7-13	209	19.0
2001	12	4000	333.3	34	432	1405	117.1	17	212-	390	11	.544	2595	216.2	13	218	11-12	267	22.2
2002*	13	4624	355.7	30	486	1750	134.6	16	235-	440	11	.534	2874	221.1	11	228	18-25	267	20.5
2003*	13	4189	322.2	30	445	1307	100.5	14	257-	425	13	.605	2882	221.7	15	218	18-24	266	20.5
2004*	12	3575	297.9	28	405	1255	104.6	13	215-	395	10	.544	2320	193.3	12	192	10-21	227	18.9
2005*	12	3810	317.5	28	409	1247	103.9	9	205-	384	21	.534	2563	213.6	16	200	15-17	241	20.1
2006*	14	4208	300.6	29	445	1467	104.8	13	238-	461	13	.516	2741	195.8	11	223	18-26	257	18.4
2007*	13	4295	330.4	31	472	1488	114.5	19	219-	389	12	.563	2807	215.9	12	219	14-20	271	20.8
2008*	13	4076	313.5	33	432	1564	120.3	13	246-	415	18	.593	2512	193.2	20	224	11-14	264	20.3

* Includes bowl game

RECORDS





Team Season Records

TOTAL OFFENSE				PASSING OFFENSE				TOTAL DEFENSE				PASS DEFENSE				TURNOVER MARGIN				
Year	G	Yards	PG	Year	G	Yards	PG	Year	G	Yards	PG	Year	G	Yards	PG	Year	G	+/-	Diff	Avg.
1999	11	5,599	509.0	1999	11	3,117	283.4	1948	10	1,513	151.3	1957	10	334	33.4	2000	11	30/12	+18	+1.64
2000	11	4,789	435.4	2001	12	3,347	278.9	1957	10	1,778	177.8	1958	10	571	57.1	1956	10	31/16	+15	+1.50
2001	12	5,015	417.9	2000	11	2,982	271.1	1961	10	1,785	178.5	1954	10	587	58.7	1953	11	46/30	+16	+1.45
1984	11	4,556	414.3	1994	11	2,702	245.6	1952	12	2,182	181.8	1955	10	658	65.8	1990	11	40/26	+14	+1.27
1993	11	4,398	399.8	1968	10	2,376	237.6	1955	10	1,999	199.9	1953	12	828	69.0	1955	10	25/13	+12	+1.20
1990	11	4,334	394.0	1992	11	2,580	234.5	1956	10	2,003	200.3	1956	10	719	71.9	1986	11	31/18	+13	+1.18
1998	11	4,276	388.7	1997	11	2,370	215.5	1958	10	2,018	201.8	1952	12	870	72.5	1973	11	34/22	+12	+1.09
1991	12	4,651	387.6	1991	12	2,547	212.3	1966	10	2,066	206.6	1963	10	743	74.3	1984	11	30/19	+11	+1.00
2007	13	5,004	384.9	2002	13	2,744	211.1	1951	12	2,489	207.4	1948	10	764	76.4					
2002	13	4,871	374.7	1987	11	2,284	207.7	1963	10	2,080	208.0	1949	10	808	80.8					
2008	13	4,842	372.5	1998	11	2,255	205.0													
RUSHING OFFENSE				SCORING OFFENSE				RUSHING DEFENSE				SCORING DEFENSE								
Year	G	Yards	PG	Year	G	Pts	PG	Year	G	Yards	PG	Year	G	Pts	PG					
1975	11	3,637	329.7	1918	7	462	66.0	1948	10	749	74.9	1901	5	5	1.0					
1974	11	3,162	287.5	1917	9	491	54.5	1995	11	1,003	91.2	1920	9	16	1.8					
1977	11	3,153	286.8	1916	9	421	46.8	2000	11	1,039	94.5	1917	9	17	1.9					
2008	13	3,552	273.2	1999	11	448	40.7	1961	10	949	94.9	1916	9	20	2.2					
1976	11	2,689	244.5	1921	9	360	40.0	1964	10	1,002	100.2	1911	9	21	2.3					
1952	12	2,848	237.3	1998	11	391	35.5	2003	13	1,307	100.5	1915	8	24	3.0					
1984	11	2,585	235.0	1920	9	312	34.7	1962	10	1,024	102.4	1919	10	33	3.3					
1999	11	2,482	225.6	2000	11	372	33.8	2005	12	1,247	103.9	1956	10	33	3.3					
1956	10	2,249	224.9	2001	12	381	31.8	2004	12	1,255	104.6	1904	10	34	3.4					
1993	11	2,463	223.9	1990	11	334	31.6	2006	14	1,467	104.8	1927	10	39	3.9					
1983	11	2,380	216.4	1905	7	207	29.6													

MISCELLANEOUS

Most Times Penalized

95, 2002

Fewest Times Penalized

24, 1964

Most Yards Penalized

792, 2002

Fewest Yards Penalized

211, 1964

Most Fumbles

51, 1951

Fewest Fumbles

11, 1985

Fewest Fumbles Lost

4, 1955

Most Fumbles Caused

21, 1984

Most Fumbles Recovered

15, 2000 ; 15, 2007

Tech In The NCAA Statistics

TEAM	2008	2007	2006	2005	2004	2003	2002	2001	2000
<i>Pool size</i>	119	119	119	117	117	117	117	115	114
Rushing Offense	4 (273.23)	24 (199.31)	35 (162.43)	49 (153.75)	49 (162.25)	49 (160.46)	48 (163.62)	70 (139.00)	35 (164.27)
Passing Offense	116 (99.20)	98 (185.62)	91 (169.64)	89 (195.25)	86 (184.17)	100 (170.15)	61 (211.08)	17 (278.92)	17 (271.09)
Total Offense	50 (372.46)	69 (384.92)	67 (332.07)	78 (349.00)	80 (346.42)	94 (330.62)	57 (374.69)	34 (417.92)	15 (435.36)
Scoring Offense	t-74 (24.38)	68 (26.23)	54 (24.93)	103 (18.50)	85 (22.00)	90 (21.08)	94 (21.54)	28 (31.75)	18 (33.82)
Rushing Defense	24 (120.30)	20 (114.46)	20 (104.79)	13 (103.92)	13 (104.58)	12 (100.54)	42 (134.62)	23 (117.08)	12 (94.45)
Pass Defense	41 (193.23)	41 (315.92)	49 (195.79)	52 (213.58)	24 (193.33)	60 (221.69)	64 (221.08)	53 (216.25)	114 (285.18)
Total Defense	25 (313.54)	20 (330.38)	27 (300.57)	22 (317.50)	12 (297.92)	94 (330.62)	50 (355.69)	32 (333.33)	70 (379.64)
Scoring Defense	28 (20.30)	21 (20.85)	27 (18.36)	23 (20.08)	21 (18.92)	27 (20.46)	27 (20.54)	37 (22.25)	21 (19.00)
Net Punting	93 (33.15)	7 (39.15)	2 (40.66)	27 (35.99)	55 (35.86)	105 (32.60)	34 (35.81)	28 (37.26)	17 (37.56)
Punt Returns	88 (6.74)	41 (9.91)	84 (7.47)	105 (5.66)	92 (7.00)	25 (11.52)	59 (10.08)	31 (10.88)	58 (9.34)
Kickoff Returns	95 (19.62)	54 (21.65)	74 (19.40)	67 (20.20)	33 (21.77)	57 (20.42)	76 (19.51)	21 (22.86)	6 (23.53)
Turnover Margin	t-49 (0.15)	83 (-.31)	43 (0.21)	t-16 (0.75)	109 (-1.08)	t-53 (0.15)	88 (-0.62)	55 (0.08)	2 (1.64)
Fumbles Recovered	t-38 (11)	t-12 (15)	t-39 (12)	t-91 (7)	t-87 (7)	t-23 (14)	t-65 (11)	t-40 (11)	t-10 (15)
Passes Intercepted	t-15 (18)	117 (5)	t-52 (13)	6 (21)	t-75 (10)	t-56 (13)	t-79 (11)	t-66 (11)	t-26 (15)
Fumbles Lost	118 (20)	t-77 (12)	t-9 (6)	t-16 (7)	t-81 (12)	t-59 (12)	t-28 (10)	t-19 (7)	t-10 (6)
Passes Had Intercepted	t-10 (7)	t-42 (12)	t-93 (16)	t-58 (12)	t-107 (18)	t-57 (13)	t-100 (20)	t-75 (14)	t-7 (6)
Turnovers Gained	t-20 (29)	t-88 (20)	t-47 (25)	t-16 (28)	t-92 (17)	t-36 (27)	t-79 (22)	t-54 (22)	t-13 (30)
Turnovers Lost	t-88 (27)	t-52 (24)	t-47 (22)	t-28 (19)	t-108 (30)	t-62 (25)	t-91 (30)	t-40 (21)	t-3 (12)
Passing Efficiency	92 (111.99)	108 (107.62)	82 (114.95)	109 (97.92)	101 (108.26)	96 (105.98)	92 (110.07)	20 (140.38)	6 (145.86)
Pass Efficiency Defense	43 (117.37)	58 (124.52)	9 (103.78)	23 (112.28)	21 (108.70)	53 (122.99)	29 (111.52)	45 (115.65)	86 (126.59)
Fewest Penalties Per Game	t-26 (4.85)	83 (6.92)	79 (6.14)	t-74 (7.33)	50 (6.25)	14 (5.23)	t-78 (7.31)	63 (7.08)	93 (8.36)
Fewest Yards Penalized	t-36 (43.85)	87 (59.31)	72 (50.93)	61 (57.17)	57 (53.33)	14 (44.31)	69 (60.92)	57 (59.33)	89 (69.91)
Punt Return Yardage Defense	73 (9.80)	37 (7.25)	13 (4.97)	53 (8.81)	11 (5.91)	t-48 (9.00)	18 (8.27)	40 (8.44)	32 (7.52)
Kick Return Yardage Defense	40 (19.89)	3 (16.95)	119 (26.98)	103 (23.71)	102 (23.29)	96 (22.89)	33 (18.88)	84 (22.08)	7 (16.43)
Sacks	t-18 (2.62)	1 (3.69)	t-31 (2.50)	14 (3.00)					
Tackles For Loss	13 (7.31)	4 (8.62)	41 (6.29)	20 (7.50)					
Sacks Allowed	t-30 (1.46)	t-41 (1.69)	34 (1.57)	6 (0.83)					
Tackles For Loss Allowed	t-53 (5.62)	t-37 (5.62)	49 (5.39)	34 (5.67)					
3rd-Down Conversion Pct.	84 (36.7)	75 (38.1)	63 (37.8)	79 (35.9)					
4th-Down Conversion Pct.	t-74 (42.9)	91 (41.2)	t-59 (50.0)	t-96 (38.5)					
3rd-Down Conv. Pct. Defense	t-57 (38.1)	19 (33.7)	15 (31.7)	4 (28.7)					
4th-Down Conv. Pct. Defense	t-28 (40.0)	118 (76.9)	t-99 (60.0)	t-20 (37.5)					
Time of Possession	48 (30:31)	37 (30:34)	61 (29:51)	13 (31:49)					
First Downs	t-103 (16.46)								
Opponent First Downs	34 (17.23)								
Red Zone Offense	t-82 (0.77)								
Red Zone Defense	t-37 (0.79)								





TECH HISTORY

INSIDE

Big Moments	164	Letterwinners	177
All-Americans	165	All-Time Starters	182
National Honors	168	All-Time Head Coaches	185
Academic Honors	169	Assistant Coaches	186
All-ACC Honors	170	Bowl History	187
All-Conference Honors	171	The National Polls	189
NFL Draft	172	Year-By-Year Record	190
Jackets In The NFL	174	Year-By-Year Results	191
Halls Of Fame	176	All-Time Series Results	203





Tech 222, Cumberland 0

MOST LOPSIDED GAME EVER CAME IN ATLANTA IN 1916

The most lopsided game of all time happened in Atlanta on Oct. 7, 1916.

The previous spring, Cumberland's baseball team had trounced Tech, 22-0. Cumberland University was located in Lebanon, Tenn., and the Cumberland squad was actually comprised of professional players from nearby Nashville. Georgia Tech head coach John Heisman was not amused, and the Tech students and alumni howled for revenge, so Heisman offered the Bulldogs a \$500 guarantee to come to Atlanta for a football game.

In the game, Tech scored 32 touchdowns, averaged 3.8 points per minute, carried the ball for 978 yards, and never threw a pass. Cumberland, since it was losing yardage faster than it was gaining real estate, began to kick the football back to the Jackets immediately after Tech kicked off to them.

Amazingly, neither team made a first down in the game because Tech scored within four downs on every possession. All-America Everett Strupper led Tech with six touchdowns.



Wrong Way Riegels

MOST STUNNING PLAY IN ROSE BOWL HISTORY


The most stunning single play in the history of the Rose Bowl propelled Georgia Tech to its first bowl victory when Roy Riegels' infamous Wrong Way Run turned out right as the Rambling Wreck beat California, 8-7, in the 1929 Rose Bowl.

Early in the second quarter, with the score tied 0-0, Tech halfback Stumpy Thomason was hit by the Golden Bears' Benny Lom. He fumbled around the Tech 35-yard line, and Riegels scooped up the bouncing ball. For Riegels, a center and captain of his Golden Bear team, fate had sent him running free and clear. He got a good block from a teammate, slipped off a tackler and spun around. But something was wrong.

"Stop, Roy! You're running the wrong way," yelled Lom. Riegels thought the speedier Lom was asking for a lateral. At the 10-yard line, Lom grabbed Riegels, but Riegels shook him loose. Finally, at the one-yard line, Lom pulled Riegels down, but not before a 64-yard run into immortality.

California still had the ball. On the first play, the Golden Bears attempted to punt the ball out of the end zone with Riegels snapping to Lom. However, the left side of the California line collapsed and Tech's Vance Maree blocked the punt, which rolled out of bounds for a safety.

Those two points turned out to be the winning points as both teams traded touchdowns in the second half, and the Rambling Wreck eventually prevailed, 8-7, in one of the strangest games ever played. Tech's Rose Bowl win capped a perfect 10-0 season, the first undefeated season for head coach William Alexander, and the Rambling Wreck captured its second national title.



NCAA Rushing Record

EDDIE LEE IVERY'S 356 YARDS SETS NCAA RECORD

On a day (Nov. 11, 1978) when ice skates would have been more appropriate footwear than cleated shoes and when an agitated stomach threatened his very presence in Georgia Tech's lineup, tailback Eddie Lee Ivery made college football history.

On 26 rushes, Eddie Lee Ivery gained 356 yards, more yards in a single game than any other major college back ever, on a field that required de-snowing by a street sweeper twice before the game. In fact, the field was made even more treacherous by 20-degree temperatures augmented by a 20 mph wind (making the chill factor zero degrees) which turned the Falcon Stadium turf into a frozen tundra.

Complicating Ivery's plight was his stomach. After a nifty reversal of direction, which resulted in a 73-yard touchdown run early in the second quarter giving Tech a 14-0 advantage, Ivery could be seen on the sidelines doubled over at the waist, vomiting and in obvious pain.

At halftime, Ivery had 122 yards on 12 carries, but his status for the second half was very much in doubt.

An 80-yard touchdown run with 6:08 left in the third quarter gave Ivery 240 yards and broke Brent Cunningham's school record of 217 yards set in 1970 against Clemson.

With 10:25 left in the game, Ivery scored on a 57-yard run, giving him 309 yards. Besides giving Tech a 35-21 lead against a team that obviously was not going to surrender without a fight, it put Ivery within 41 yards of the NCAA single game record of 350 yards set by Michigan State's Eric Allen against Purdue in 1971.

When an Air Force drive fizzled at Tech's eight-yard line on an incomplete pass, Rodgers told the team he'd let Ivery run the ball until he got the record. Ivery crashed over right tackle for 13 yards, leaving him just 28 yards short of the record. A run around right end gained another 13. Only 15 to go. Adding to the drama, Ivery's stomach began to churn again at that point, to the extent he had to leave the game.

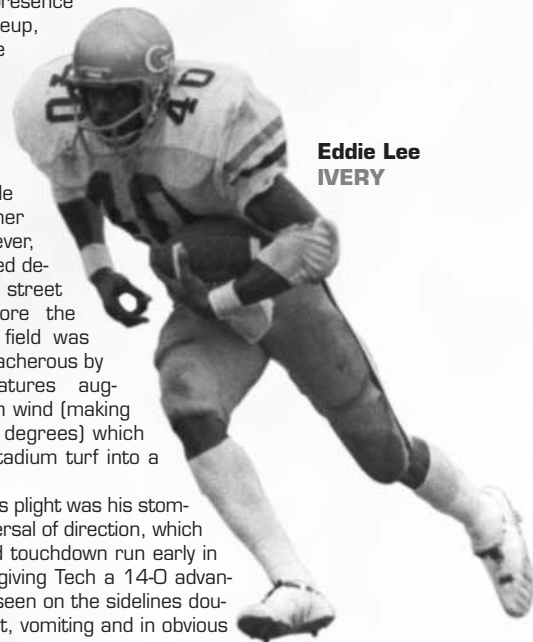
His replacement, Ray Friday, shocked everyone by bolting 66 yards straight up the middle for his second touchdown of the day.

More than six minutes remained when Tech kicked off to Air Force with a 42-21 lead, plenty of time to retrieve the ball and let Ivery get the record.

The chance came when linebacker Henry Johnson intercepted a pass at the Air Force 41-yard line.

Ivery trotted back onto the field and rushed 21 yards with his first carry, giving him the record.

— By David Davidson, *Atlanta Journal-Constitution*



Eddie Lee IVERY



First Team All-America

Year	Player, Pos.	Hometown	First Team All-America
2008	Michael Johnson, DE	Selma, Ala.	AFCA
2007	Durant Brooks, P	Macon, Ga.	Rivals, SI.com, ESPN.com, CFN, PFW
2006*#	Calvin Johnson, WR	Tyrone, Ga.	AP, AFCA, FWAA, WCF, TSN
2005	Calvin Johnson, WR	Tyrone, Ga.	AFCA
2000*	Chris Brown, T	Augusta, Ga.	AP, AFCA, FWAA, FN
1999*	Joe Hamilton, QB	Alvin, S.C.	AP, AFCA, FWAA, FN, WC
1998*	Craig Page, C	Jupiter, Fla.	AP, FWAA, TSN
1992	Coleman Rudolph, DT	Valdosta, Ga.	WCF, SH, TSN
1992	Scott Sisson, K	Marietta, Ga.	WCF
1991	Marco Coleman, OLB	Dayton, Ohio	SH, FWAA
1990	Marco Coleman, OLB	Dayton, Ohio	SH
1990*#	Ken Swilling, FS	Toccoa, Ga.	AP, UPI, SH, AFCA, FWAA, WCF, TSN, FN
1986	John Davis, T	Ellijay, Ga.	SH
1985	John Davis, T	Ellijay, Ga.	TSN
1985	Pat Swilling, DE	Toccoa, Ga.	FWAA
1978	Don Bessillieu, DB	Decatur, Ga.	TSN
1977	Lucius Sanford, LB	Atlanta, Ga.	AFCA, TSN
1974	Randy Rhino, DB	Charlotte, N.C.	WCF
1973*	Randy Rhino, DB	Charlotte, N.C.	UPI, AFCA, WCF
1972	Randy Rhino, DB	Charlotte, N.C.	FWAA
1971	Smylie Gebhart, DE	Meridian, Miss.	AP
1970*	Rock Perdoni, DT	Wellesley, Mass.	AP, UPI, AFCA, FWAA, TSN, Central Press, WCF
1966*	Jim Breland, C	Blacksburg, Va.	AP, UPI, NEA, AFCA, Central Press
1966	Lenny Snow, TB	Daytona Beach, Fla.	FWAA
1964	Gerry Bussell, DB	Jacksonville, Fla.	TSN
1963	Billy Lothridge, QB	Gainesville, Ga.	AP, FWAA
1963	Billy Martin, E	Gainesville, Ga.	NEA, TSN
1962	Rufus Guthrie, G	Atlanta, Ga.	AFCA, FWAA
1959*	Maxie Baughan, C	Bessemer, Ala.	AP, UPI, AFCA, TSN
1957	Don Stephenson, C	Bessemer, Ala.	UPI, TSN
1956	Don Stephenson, C	Bessemer, Ala.	FWAA
1953	Larry Morris, C	Decatur, Ga.	AP, UP, AA, Colliers, TSN
1952	Pete Brown, OC	Rossville, Ga.	AP
1952	Leon Hardeman, HB	Lafayette, Ga.	INS, AA, TSN
1952	Buck Martin, E	Haleyville, Ala.	Colliers
1952*	Hal Miller, OT	Kingsport, Tenn.	UP, NEA, TSN, FWAA
1952	Bobby Moorhead, DB	Miami, Fla.	AP, INS
1952	George Morris, LB	Vicksburg, Miss.	NEA, FWAA
1951	Ray Beck, G	Cedartown, Ga.	AP-D, NEA-D, FWAA, Colliers
1951	Lamar Wheat, DT	Chattanooga, Tenn.	INS
1948	George Brodnax, E	Atlanta, Ga.	Colliers
1948	Bill Healy, DG		NEA, INS, TSN, FWAA
1947*	Bobby Davis, T	Columbus, Ga.	INS, UP, NEA, AFCA, Colliers, TSN, FWAA
1946*	Paul Duke, C	Atlanta, Ga.	AP, UP, NEA, Colliers, AA, AFCA, WCF
1944*	Phil Tinsley, E	Bessemer, Ala.	INS, AP, NEA, WCF, AA, Colliers, FN, TSN
1943	John Steber, G		INS, AP, AA, WCF
1942	Harvey Hardy, G	Marion, Ala.	INS, UP, NEA, Newsweek
1939	Robert L. Ison, E	Atlanta, Ga.	Hearst
1928	Warner Mizell, HB		INS, NANA
1928	Peter Pund, C	Augusta, Ga.	INS, WCF, AA, Colliers, UP, NEA
1928	Frank Speer, T	Atlanta, Ga.	AP
1920*	Bill Fincher, E		WCF
1918*	Bill Fincher, E		Menke
1918*	A.M. (Bum) Day, C		WCF
1918*	Joe Guyon, T-HB	White Earth, Minn.	Menke
1917	Walker Carpenter, T	Newnan, Ga.	Menke
1917*	Everett Strupper, HB		Menke, NEA



Calvin
JOHNSON

All-America Teams

*	Consensus All-America	Menke	Frank Menke Syndicate
#	Unanimous All-America	NANA	North American Newspaper Alliance
AA Board	All-America Board	NEA	Newspaper Enterprise Association
AFCA	Football Coaches	PFW	Pro Football Weekly
AP	Associated Press	Rivals	Rivals.com
CFN	College Football News	SH	Scripps-Howard News Service
FD	Football Digest	SI	Sports Illustrated
FN	Football News	TSN	The Sporting News
FWAA	Football Writers Association	UP/UIP	United Press/International
INS	International News Service	WCF	Walter Camp Foundation



All-America Honors

1916

George "Pup" Phillips, C
WCF (3rd)

1917

Walker "Big Six" Carpenter, T
Menke (1st), WCF (unknown)

Joe Guyon, HB

NEA (2nd), WCF (unknown)

Judy Harlan, FB

WCF (unknown)

Albert "Buster" Hill, QB

INS (2nd), WCF (unknown)

George "Pup" Phillips, C

WCF (unknown)

Everett Strupper, HB*

Menke (1st), NEA (1st), INS (2nd), WCF (unknown)

1918

Ashel "Bum" Day, C*

WCF (1st)

Bill Fincher, E*

Menke (1st), WCF (2nd)

Ralph "Buck" Flowers, FB

WCF (2nd)

Joe Guyon, HB*

Menke (1st)

1920

Bill Fincher, E*

WCF (1st)

Ralph "Buck" Flowers, FB

INS (3rd)

1921

David "Red" Barron, FB

WCF (3rd), INS (3rd)

Judy Harlan, FB

Football World (3rd), NEA (3rd)

1922

David "Red" Barron, FB

WCF (2nd), Menke (2nd)

1924

Walter Godwin, G

INS (3rd)

Doug Wycoff, FB

INS (2nd)

1925

Walter Godwin, G

Grantland Rice (2nd)

Doug Wycoff, FB

UP (2nd), INS (3rd)

1928

Roy "Father" Lumpkin, FB

NEA (3rd)

Warner Mizell, HB

NANA (1st), INS (1st), AP (2nd), UP

(1st), NEA (1st), INS (1st), NANA (2nd),

Central Press (2nd), NEA (2nd), AA

Board (3rd)

Peter Pund, C*

Grantland Rice (1st), AA Board (1st), UP

(1st), NEA (1st), INS (1st), NANA (2nd),

Central Press (2nd), AP (3rd)

Frank Speer, T

AP (1st)

1930

Vance Maree

INS (3rd)

1937

Bill Jordan, E

AP (2nd), INS (2nd), NEA (3rd)

1938

Jack Chivington, G

Hearst (2nd)

1939

Bob Ison, E

Hearst (1st), Central Press (3rd), NEA

(3rd)

1940

Bob Ison, E

UP (3rd)

1942

Clint Castleberry, RB

UP (2nd), INS (2nd), NEA (2nd), AP (3rd),

TSN (3rd)

Harvey Hardy, G *

UP (1st), INS (1st), NEA (1st), Central

Press (1st), Newsweek (1st), AP (2nd)

Ed Ryckley, G

Football News (2nd)

1943

George Manning, C

TSN (2nd)

Eddie Prokop, HB

AP (2nd), UP (2nd), TSN (2nd), INS (2nd),

Central Press (2nd), FD (2nd)

John Steber, G

AP (1st), AA Board (1st), INS (1st), UP

(2nd), TSN (2nd)

1944

Phil Tinsley, E *

AA Board (1st), TSN (1st), AP (1st), INS

(1st), NEA (1st), WCF (1st), FN (1st),

Central Press (1st), Grantland Rice (1st),

UP (2nd), FWAA (2nd), FD (2nd)

Frank Broyles, HB

FWAA (2nd)

1946

Paul Duke, C *

AP (1st), UP (1st), NEA (1st), WCF (1st),

Colliers (1st), AA Board (1st), AFCA (1st),

FWAA (2nd)

Bobby Davis, T

FWAA (3rd)

1947

Bobby Davis, T *

INS (1st), UP (1st), AFCA (1st), Colliers

(1st), FWAA (1st), TSN (1st), NEA (1st)

Bill Healy, DG

FWAA (3rd)

1948

George Brodnax, E

Colliers (1st)

Bill Healy, DG

NEA (1st), INS (1st), TSN (1st), FWAA

(1st)

1951

Ray Beck, G

AP (1st), NEA (1st), FWAA (1st), Colliers

(1st)

Lamar Wheat, DT

INS (1st)

1952

Pete Brown, C

AP (1st), NEA (2nd)

Leon Hardeman, HB

INS (1st), AA Board (1st), TSN (1st), NEA

(2nd), UP (2nd)

Buck Martin, E

Colliers (1st)

Hal Miller, OT *

UP (1st), NEA (1st), TSN (1st), FWAA

(1st)

Bobby Moorhead, DB

AP (1st), INS (1st)

George Morris, LB

NEA (1st), FWAA (1st), AP (2nd)

1953

Larry Morris, C *

AP (1st), UP (1st), AA Board (1st), Col-

liers (1st), TSN (1st), INS (2nd)

1955

Franklin Brooks, G

UP (3rd)

1956

Allen Ecker, G

UP (2nd)

Don Stephenson, C

FWAA (1st), AP (2nd), UP (3rd)

1957

Don Stephenson, C

UPI (1st), TSN (1st)

1959

Maxie Baughan, C *

AP (1st), UPI (1st), AFCA (1st), FN (1st),

TSN (1st)

1961

Rufus Guthrie, G

TSN (3rd)

1962

Rufus Guthrie, G

AFCA (1st), FWAA (1st), FN (1st), NEA

(2nd), AP (2nd), UPI (2nd)

Billy Lothridge, QB

UPI (3rd)

Mike McNames, FB

NEA (3rd)

Dave Watson, G

UPI (3rd)

1963

Billy Lothridge, QB

AP (1st), FWAA (1st), UPI (2nd)

Billy Martin, E

NEA (1st), TSN (1st), UPI (2nd)

1964

Gerry Bussell, DB

TSN (1st)

Bill Curry, C

AFCA (2nd)

1966


Lenny Snow, TB

FWAA (1st), FN (2nd)

Jim Breland, C*

AP (1st), UPI (1st), NEA (1st), AFCA

(1st), FN (1st), Central Press (1st)



Ken
SWILLING



**1969**

Rock Perdoni, DT
AP (3rd)

1970

Rock Perdoni, DT*
AP (1st), UPI (1st), AFCA (1st), WCF (1st), FWAA (1st), TSN (1st), Central Press (1st)

1971

Smylie Gebhart, DE
AP (1st)

1972

Randy Rhino, DB
FWAA (1st), AP (2nd)

1973

Randy Rhino, DB*
UPI (1st), AFCA (1st), WCF (1st)

1974

Randy Rhino, DB
WCF (1st), AP (2nd), UPI (2nd)

1975

Leo Tierney, C
AP (3rd)

1976

Leo Tierney, C
UPI (2nd), AP (3rd)

1977

Lucius Sanford, LB

AFCA (1st), TSN (1st), AP (2nd)

1978

Don Bessilieu, DB
TSN (1st)
Eddie Lee Ivery, RB
AP (2nd), UPI (2nd)

1984

Robert Lavette, RB
FN (3rd)

1985

John Davis, OL
TSN (1st), FN (2nd)
Pat Swilling, OLB
FWAA (1st), FN (3rd)

1986

John Davis, OL
SH (1st), UPI (2nd)

1989

Ken Swilling, FS
AP (3rd)

1990

Marco Coleman, OLB
SH (1st)
Ken Swilling, FS* #
AP (1st), UPI (1st), WCF (1st), AFCA (1st), FWAA (1st), TSN (1st), FN (1st)

1991

Willie Clay, CB
AP (2nd), UPI (2nd), TSN (2nd), FN (2nd)
Marco Coleman, OLB

Retired Jersey #19

Clint Castleberry, RB

Lettered 1942, Killed in World War II

The only retired jersey in Georgia Tech's storied football history is the No. 19 worn by running back Clint Castleberry in 1942. Though just a freshman, he finished third in the Heisman Trophy voting as he led Tech to a 9-2 record, highlighted by historic victories at Notre Dame and Navy and capped by a berth in the Cotton Bowl. Just weeks later, he enlisted in the U.S. Army, and on Nov. 7, 1944, his plane disappeared.

For one fleeting season in 1942, Clint Castleberry blazed across the football field like a 'crazed jackrabbit.' Some said he could have been the greatest Tech player in history, if it weren't for World War II and a plane that disappeared off the West African coast without a trace.

He flashed across the fields at Notre Dame and Navy that fall of '42, leading Georgia Tech's shocking onslaughts, while Sir Bernard Montgomery flashed across North Africa in pursuit of Erwin Rommel, and the Russians made their goal-line stand at Stalingrad.



He had played only one college football game when Notre Dame scout Wayne Millner warned coach Frank Leahy that "the most dangerous runner in America" would invade South Bend.

As a freshman, he finished third in the Heisman Trophy balloting.

And then he was gone.

— Ed Hinton,

Atlanta Journal-Constitution



Randy Rhino

FWAA (1st), SH (1st), AP (2nd), UPI (2nd), FN (2nd), TSN (2nd)

1992

Coleman Rudolph, DT
WCF (1st), TSN (1st), SH (1st), AP (2nd), FN (2nd)
Scott Sisson, K
WCF (1st), AP (2nd), TSN (2nd), FN (2nd)

1994

Jason Bender, P
AP (3rd), College Sports Magazine (3rd)

1996

Curtis McGee, T
FN (3rd)

1997

Rodney Williams, P
FN (3rd)

1998

Craig Page, C*
AP (1st), FWAA (1st), TSN (1st), FN (2nd)

1999

Joe Hamilton, QB*
AP (1st), FWAA (1st), FN (1st), AFCA (1st), WCF (1st), TSN (2nd)
Jon Carman, T
TSN (2nd), AP (3rd), FN (3rd)

2000

Chris Brown, T*
AP (1st), FWAA (1st), AFCA (1st), FN (1st), TSN (2nd)

2001

Greg Gathers, DE
FN (2nd), TSN (2nd)

2005

Calvin Johnson, WR
AFCA (1st), AP (2nd), WCF (2nd)

2006

Calvin Johnson, WR* #
AFCA (1st), AP (1st), WCF (1st), FWAA (1st), TSN (1st)
Durant Brooks, P
AP (2nd), WCF (2nd)
Philip Wheeler, LB
Rivals (2nd)

2007

Durant Brooks, P
Rivals (1st), SI.com (1st), ESPN.com (1st), CFN (1st), PFW (1st), AP (2nd), WCF (2nd)
Vance Walker, DT
AP (3rd), Rivals (3rd)

2008

Morgan Burnett, S
Rivals (2nd), SI (2nd), TSN (2nd)
Michael Johnson, DE
AFCA (1st)



National Honors

BROYLES AWARD

► Assistant Coach

- 1998 Ralph Friedgen (Finalist)
1999 Ralph Friedgen (**Winner**)

MAXWELL AWARD

► National Player

- 1999 Joe Hamilton, QB (Finalist)
2006 Calvin Johnson, WR (Semifinalist)

JOHNNY UNITAS AWARD

► Senior Quarterback

- 1992 Shawn Jones (Finalist)
1999 Joe Hamilton (Finalist)

DAVEY O'BRIEN AWARD

► National Quarterback

- 1992 Shawn Jones (Finalist)
1999 Joe Hamilton (**Winner**)

JIM THORPE AWARD

► Defensive Back

- 1989 Ken Swilling (6th)
1990 Ken Swilling (Finalist/3rd)
1991 Willie Clay (Semifinalist)
2003 James Butler (Semifinalist)
2004 James Butler (Semifinalist)

RAY GUY AWARD

► Punter

- 2006 Durant Brooks (Finalist)
2007 Durant Brooks (**Winner**)

LOU GROZA AWARD

► Placekicker

- 1992 Scott Sisson (Finalist)
2000 Luke Manget (Semifinalist)
2004 Travis Bell (Semifinalist)
2007 Travis Bell (Semifinalist)

BUTKUS AWARD

► Linebacker

- 1991 Marco Coleman (Finalist)

LOMBARDI AWARD

► Lineman

- 1970 Rock Perdoni (Finalist)
1992 Coleman Rudolph (Semifinalist)

OUTLAND AWARD

► Lineman

- 1998 Craig Page, C (Finalist)

DAVE RIMINGTON AWARD

► Center

- 2003 Hugh Reilly, C (Finalist)

BILETNIKOFF AWARD

► Receiver

- 1998 Dez White (Semifinalist)
1999 Dez White (Semifinalist)
2005 Calvin Johnson (Semifinalist)
2006 Calvin Johnson (**Winner**)

MOSI TATUPU AWARD

► Special Teams

- 1997 Rodney Williams (Finalist)
1998 Rodney Williams (Finalist)
2001 Kelly Campbell (Finalist)

CHUCK BEDNARIK AWARD

► Defense

- 2008 Vance Walker (Semifinalist)

LOWE'S SENIOR CLASS AWARD

- 2008 Darryl Richard (Finalist)

DRADDY TROPHY

- 2008 Darryl Richard (Finalist)

PRESEASON ALL-AMERICA

► Playboy Magazine

- 1962 Dave Watson, G
1970 Rock Perdoni, DL
1974 Randy Rhino, DB
1976 Leo Tierney, C
1977 Lucius Sanford, LB
1987 Riccardo Ingram, DB
1991 Ken Swilling, DB
Marco Coleman, OLB
2002 Dan Dyke, P (scholar-athlete)
2007 Durant Brooks, P


NATIONAL PLAYER OF THE WEEK

► Sports Illustrated

- Kim King, QB
vs. Tennessee (10-8-66)
John Davis, T
vs. Clemson (10-29-84)
Andre Thomas, DB
vs. South Carolina (10-15-88)
Ken Swilling, DB
vs. Clemson (10-13-89)

► AT&T

- Roddy Jones, RB
vs. Georgia (11-29-08)



Joe Hamilton



Durant Brooks

National Coach of the Year

1942

William Alexander

AFCA

1952

Bobby Dodd

New York Daily News

1990

Bobby Ross
Kodak/AFCA, UPI, Walter Camp, Bobby Dodd Award, Bear Bryant Award/FWAA, Chevrolet/CBS-TV, The Sporting News, Football News, Scripps-Howard

2000

George O'Leary

Bobby Dodd Award

2008

Paul Johnson

CBS Sportsline

Heisman Trophy Voting

- 1942 Clint Castleberry, HB (3rd)
1943 Eddie Prokop, HB (5th)
1962 Billy Lothridge, QB (8th)
1963 Billy Lothridge, QB (2nd)
1966 Lenny Snow, TB (14th)
1978 Eddie Lee Ivery, TB (8th)
1999 Joe Hamilton, QB (2nd)
2006 Calvin Johnson, WR (10th)

Yellow Jackets In All-Star Games

SENIOR BOWL

► Mobile, Ala.

- 1951 Bob Bossons, C
1952 Ray Beck, G
Ken Snyder, T
Lamar Wheat, T
1954 Dave Davis, E
Glenn Turner, B
1955 Bill Sennett, E
1957 Wade Mitchell, QB
George Volkert, B
1958 Jerry Nabors, E
1961 Taz Anderson, B
Gerald Burch, E
Billy Shaw, T
1963 Rufus Guthrie, G
Larry Stallings, G
1964 Ted Davis, C
Billy Lothridge, B
Billy Martin, E
1965 Bill Curry, C
1975 Jimmy Robinson, WR
1978 Lucius Sanford, LB
1979 Don Bessillieu, DB
Kent Hill, OL
1982 Mike Kelley, QB
1985 Robert Lavette, RB
1986 Pat Swilling, DE
Darryl Jenkins, T
1990 Ken Swilling, DB
1991 Willie Clay, DB
Mike Mooney, T
1992 Coleman Rudolph, DT
1994 Jamal Cox, ILB
1995 Michael Cheever, C
Ryan Stewart, SS
1996 Nathan Perryman, CB
1997 Keith Brooking, LB
1999 Joe Hamilton, QB

- 2000 Chris Brown, T
2001 Kelly Campbell, WR
2003 Keyaron Fox, LB
Daryl Smith, LB
James Butler, FS
Gerris Wilkinson, LB
2004 Mansfield Wrotto, T
2005 Durant Brooks, P
Tashard Choice, RB
Gary Guyton, LB
Darrell Robertson, DE
Philip Wheeler, LB
2008 Michael Johnson, DE
Vance Walker, DT

BLUE-GRAY GAME

► Montgomery, Ala.

- 1945 Paul Duke, C
1948 George Brodnax, E
1962 Mike McNames, FB
Bobby Caldwell, C
Ed Griffin, T
1970 Richard Gardner, G
Bubba Hoats, DB
1972 Rick Lantz, T
Brad Bourne, T
1974 Jimmy Robinson, WR
Billy Shields, T
Joe Harris, LB
Randy Rhino, DB
1975 Rick Gibney, T
1979 Henry Johnson, LB
Al Richardson, LB
1980 Ben Utt, G
1981 Mike Kelley, QB
1982 David Lutz, T
1986 Reginald Rutland, DB
Gary Lee, WR
John Davis, G
1987 Rick Strom, QB

- Paul Jurgensen, DE
1989 Sean Smith, DT
1992 Shawn Jones, QB
1993 Dorsey Levens, RB
1994 Jamal Cox, ILB

HULA BOWL

► Honolulu/Maui, Hawaii

- 1955 Larry Morris, C
1958 Don Stephenson, C
1960 Maxie Baughan, C
1963 Dave Watson, G
1971 Renso Perdoni, T
1972 Smylie Gebhart, DE
Jeff Ford, DB
1975 Randy Rhino, DB
1979 Eddie Lee Ivery, RB
1984 Jack Westbrook, DB
1985 Robert Lavette, RB
1988 Willis Crockett, LB
1991 Ken Swilling, DB
1993 Dorsey Levens, RB
1997 Harvey Middleton, SE
2003 Hugh Reilly, C
2005 P.J. Daniels, RB
Damarius Bilbo, WR

GRIDIRON CLASSIC

► Orlando, Fla.

- 1998 Jason Bostic, CB
Delaunta Cameron, LB
Craig Page, C
Jesse Tarplin, DE
Chris Myers, TE
2000 Felipe Claybrooks, DE
Brent Key, G
2001 George Godsey, QB
Nick Rogers, DE
2002 Kerry Watkins, WR
Recardo Wimbush, LB

- 2003 Hugh Reilly, C
2004 Nate Curry, WR
Jimmy Dixon, FB
Darius Williams, TE

EAST-WEST SHRINE GAME

► Palo Alto, Calif./Houston

- 1925 Douglas Wycoff, FB
1967 Randall Edmunds, LB
1968 Terry Story, OT
1976 Leo Tierney, C
1978 Don Bessillieu, DB
1997 Ron Rogers, LB
1998 Rodney Williams, P
George Godsey, QB
2001 Chris Young, DB
Daryl Smith, LB
2003 Gerris Wilkinson, LB
Dawan Landry, S
Eric Henderson, DE
2006 KaMichael Hall, LB
Kenny Scott, CB
2007 Gary Guyton, LB
2008 Darryl Richard, DT
Jahi Word-Daniels, CB

JAPAN BOWL

► Tokyo, Japan

- 1985 Andy Hearn, C
1986 John Davis, T
1989 Jerry Mays, RB

LAS VEGAS ALL-AMERICAN CLASSIC

► Las Vegas, Nev.

- 2003 Jonathan Smith, WR
2004 Andy Tidwell-Neal, C
Kyle Wallace, T
2005 Chris Reis, S



Academic Honors

ACADEMIC ALL-AMERICA

1952

Ed Gossage, G
George Morris, LB
Cecil Trainer, E

1954

John Hunsinger, FB

1955

Wade Mitchell, QB

1956

Allen Ecker, G

1966

Jim Breland, C
W.J. Blane, LB
Bill Eastman, DB

1967

Bill Eastman, DB

1980

Sheldon Fox, LB

1982

Ellis Gardner, T

1989

Stefen Scotton, FB (2nd)

1990

Stefen Scotton, FB (1st)

1999

Dan Dyke, P (1st)

2000

Dan Dyke, P (1st)

2001

Dan Dyke, P (1st)

2002

Dan Dyke, P (1st)

2007

Darryl Richard, DT (2nd)

ACADEMIC ALL-DISTRICT

1995

Grant Baynham, TE

1996

Grant Baynham, TE
Dave Frakes, K

1997

Dave Frakes, K

1999

Dan Dyke, P

2000

Dan Dyke, P

2001

Dan Dyke, P

2002

Dan Dyke, P
Jeremy Muyres, DB

2003

Hal Higgins, P

2007

Darryl Richard, DT

ACADEMIC ALL-ACC

1980

Ellis Gardner, T
Mark Schultz, C
Mark Bradley, NG
Sheldon Fox, LB

1981

Ellis Gardner, T
Mark Sheffield, S

1982

Ellis Gardner, T
Sam Kelly, DE
Eddie Fortier, FB

1983

John Ivermeyer, T
Rob Horton, LB
Mike Martin, LB

1984

John Dewberry, QB
Sam Bracken, G
Paul Menegazzi, DB
Chuck Easley, FB
Tony Kepano, G

1985

Sam Bracken, G
John Dewberry, QB
Chuck Easley, TB
Andy Hearn, C
John Ivermeyer, T

1986

Bart Jones, DB
Steve Mullen, DE
Cedric Stallworth, DB
Jim Stradley, C
Rick Strom, QB
Mitch Waters, T

1987

Steve Mullen, DE

Cedric Stallworth, DB
Rick Strom, QB

1989

Steve Mullen, DT
David Hicks, OLB
Stefen Scotton, FB

1990

Stefen Scotton, FB
Jay Martin, DB

1991

Jerrelle Williams, ILB

1992

Coleman Rudolph, DT

1994

Rodney Wilkerson, ILB

1995

Grant Baynham, TE
Dave Frakes, K

1996

Dave Frakes, K

1998

Felipe Claybrooks, DE
Mike Sheridan, SE
Kofi Smith, CB

1999

Dan Dyke, P
Travares Tillman, DB

2000

Felipe Claybrooks, DE
Dan Dyke, P
Jeremy Muyres, DB

2001

Dan Dyke, P
George Godsey, QB
Jeremy Muyres, DB
Kelley Rhino, SP

2002

Dan Dyke, P
Jeremy Muyres, DB
Kelley Rhino, SP
Luke Manget, PK
Daryl Smith, LB

2003


James Butler, DB
Nate Curry, WR
P.J. Daniels, RB
John Paul Foschi, TE
Eric Henderson, DE
Hal Higgins, P
Chris Reis, DB
Gerris Wilkinson, DE

2004

Travis Bell, PK
James Butler, DB
Nate Curry, WR
P.J. Daniels, RB
Chris Reis, LB

2005

Travis Bell, PK



Dan
DYKE

Chris Reis, LB
Kevin Tuminello, C

2006

Travis Bell, PK
Darryl Richard, DT
Kevin Tuminello, C

2007

Travis Bell, PK
Tashard Choice, RB
Colin Peek, TE
Kevin Tuminello, C

2008

Roddy Jones, RB
Darryl Richard, DT
Jaybo Shaw, QB
Cooper Taylor, S

ACADEMIC ALL-SEC

1954

Bill Sennett, E
Wade Mitchell, QB

1955

Wade Mitchell, QB

1956

Allen Ecker, G
Wade Mitchell, QB
Dickie Mattison, FB

1957

Foster Watkins, G

1958

Floyd Faucette, HB

1959

Floyd Faucette, HB

1961

Larry Stallings, T

1962

Larry Stallings, T
Frank Sexton, E
Tom Ballard, T



CoSIDA Academic All-America Hall of Fame
Wade Mitchell

Inducted in 1996

The Verizon Academic All-America Hall of Fame recognizes former Academic All-America student-athletes who graduated at least 10 years ago and have gone on to great success after athletics. Wade Mitchell became the first Georgia Tech graduate to be inducted in 1996. An Academic All-America in 1955, the former standout quarterback and safety went on to become a prominent Atlanta banking executive.

NCAA SILVER ANNIVERSARY AWARD

1980 Larry Morris (1955)
2000 Steve Raible (1975)

NCAA POSTGRADUATE SCHOLARS

1968 Bill Eastman
1975 James Robinson
1981 Sheldon Fox
1983 Ellis Gardner
1986 John Ivermeyer
2002 Dan Dyke

NATIONAL FOOTBALL FOUNDATION SCHOLARS

1968 Bill Eastman
1980 Sheldon Fox

JIM TATUM AWARD

► ACC's Top Senior Scholar-Athlete

2002 Jeremy Muyres, FS
2008 Darryl Richard, DT

ACC POSTGRADUATE SCHOLARSHIP

1989 Cedric Stallworth
1996 Grant Baynham
1997 Dave Frakes
2002 Dan Dyke
2003 Hal Higgins
2004 Nate Curry



Darryl Richard at the 2008 Draddy Trophy ceremony.



All-ACC Honors

1982

Robert Lavette, TB

1984

John Dewberry, QB
Tony Kepano, G (AP)
Robert Lavette, TB
Ken Whisenhunt, TE

1985

Cleve Pounds, DB
Ted Roof, LB
Pat Swilling, DE

1986

Kyle Ambrose, DT
John Davis, C
Riccardo Ingram, DB

1988

Cedric Stallworth, DB
Willis Crockett, LB

1989

Jerry Mays, RB (AP-1st; UPI-1st)
Eric Thomas, LB (AP-1st; UPI-1st)
Ken Swilling, DB (AP-1st; UPI-1st)
Darryl Jenkins, T (AP-2nd)
Willie Burks, DT (AP-2nd)

1990

Ken Swilling, FS (1st)
Calvin Tiggie, ILB (1st)
Willie Clay, CB (1st)
Joe Siffri, G (1st)
Marco Coleman, OLB (1st)
Tom Covington, TE (2nd)
Emmett Merchant, WR (2nd)
Jeremiah McClary, DT (2nd)
Shawn Jones, QB (2nd)
Darryl Jenkins, T (2nd)

1991

Willie Clay, CB (1st)
Marco Coleman, OLB (1st)
Mike Mooney, T (1st)
Coleman Rudolph, DT (1st)
Shawn Jones, QB (2nd)
Greg Lester, FL (2nd)
Jerrelle Williams, ILB (2nd)

1992

Coleman Rudolph, DT (1st)

Scott Sisson, K (1st)

1993

Dorsey Levens, RB (1st)
Jamal Cox, ILB (2nd)
William Bell, RB (3rd)
Brian Bravy, G (3rd)
Michael Cheever, C (3rd)

1994

Jason Bender (1st)
Jamal Cox, ILB (2nd)
Brian Bravy, G (2nd)
Lethon Flowers, CB (2nd)

1995

Michael Cheever, C (2nd)
Al Jackson, NG (2nd)
Nathan Perryman, CB (2nd)
Ron Rogers, ILB (2nd)
C.J. Williams, TB (2nd)

1996

Curtis McGee, T (1st)
Harvey Middleton, FL (1st)
Nathan Perryman, CB (2nd)

1997

Rodney Williams, P (1st)
Keith Brooking, LB (2nd)
Ken Celaj, T (2nd)
Ralph Hughes, DE (2nd)

1998

Joe Hamilton, QB (1st)
Craig Page, C (1st)
Rodney Williams, P (1st)
Jason Burks, G (2nd)
Charlie Rogers, SP (2nd)
Jesse Tarplin, DE (2nd)
Travares Tillman, FS (2nd)
Dez White, SE (2nd)

1999

Joe Hamilton, QB (1st)
Jon Carman, T (1st)
Kelly Campbell, FL (1st)
Jason Burks, G (2nd)
Travares Tillman, FS (2nd)
Dez White, SE (2nd)

2000

Chris Brown, T (1st)

Greg Gathers, DE (1st)
Brent Key, G (1st)
Luke Manget, PK (1st)
Kelly Campbell, WR/SP (2nd)
George Godsey, QB (2nd)
Jeremy Muyres, DB (2nd)
Nick Rogers, DE (2nd)

2001

Joe Burns, RB (1st)
Kelly Campbell, WR (1st)
Nat Dorsey, T (1st)
Greg Gathers, DE (1st)
Luke Manget, PK (1st)
Kelley Rhino, SP (1st)
Jeremy Muyres, DB (2nd)
Nick Rogers, DE (2nd)

2002

Jeremy Muyres, DB (1st)
Nat Dorsey, T (2nd)
Luke Manget, PK (2nd)
Kerry Watkins, WR (2nd)
Recardo Wimbush, LB (2nd)

2003

James Butler, FS (1st)
P.J. Daniels, RB (1st)
Keyaron Fox, LB (1st)
Eric Henderson, DE (1st)
Hugh Reilly, C (1st)
Jonathan Smith, WR (2nd)

2004

James Butler, FS (1st)
Calvin Johnson, WR (1st)
Travis Bell, PK (2nd)
Eric Henderson, DE (2nd)
Gerris Wilkinson, LB (2nd)
Chris Reis, LB (hm)

2005

Calvin Johnson, WR (1st)
P.J. Daniels, RB (2nd)
Eric Henderson, DE (2nd)
Dawan Landry, FS (2nd)
Gerris Wilkinson, LB (2nd)
Brad Honeycutt, OT (hm)

2006

Joe Anoai, DT (1st)
Duran Brooks, P (1st)
Calvin Johnson, WR (1st)

Jamal Lewis, S (1st)
Tashard Choice, RB (2nd)
Adamm Oliver, DE (2nd)
Philip Wheeler, LB (2nd)
Reggie Ball, QB (hm)
Andrew Gardner, OT (hm)
KaMichael Hall, LB (hm)

2007

Travis Bell, PK (1st)
Duran Brooks, P (1st)
Tashard Choice, RB (1st)
Andrew Gardner, OT (1st)
Vance Walker, DT (1st)
Darrell Robertson, DE (2nd)
Kevin Tumimello, C (2nd)
Philip Wheeler, LB (2nd)
Jamal Lewis, S (hm)

2008

Jonathan Dwyer, RB (1st)
Andrew Gardner, OT (1st)
Michael Johnson, DE (1st)
Vance Walker, DT (1st)
Morgan Burnett, S (2nd)
Cord Howard, OL (2nd)
Darryl Richard, DT (2nd)
Derrick Morgan, DE (hm)

ACC PLAYER OF THE YEAR

1999 Joe Hamilton, QB
2006 Calvin Johnson, WR
2008 Jonathan Dwyer, RB

ACC OFFENSIVE PLAYER OF THE YEAR

2008 Jonathan Dwyer, RB

ACC ROOKIE OF THE YEAR

1983 Cory Collier, TB
1985 Jerry Mays, TB
1989 Shawn Jones, QB
1991 Jimmy Lincoln, RB
2003 Reggie Ball, QB
2004 Calvin Johnson, WR

ACC COACH OF THE YEAR

1985 Bill Curry
1990 Bobby Ross
1998 George O'Leary
2000 George O'Leary
2008 Paul Johnson

JACOBS BLOCKING TROPHY

1998 Craig Page, C

BRIAN PICCOLO AWARD

► ACC's Most Courageous Player

1989 Jerry Mays, RB
2000 Ed Wilder, FB

ANTHONY J. MCKEVLIN AWARD

► ACC Male Athlete of the Year


1987 Riccardo Ingram
2000 Joe Hamilton

ACC 50TH ANNIVERSARY TEAM

► Selected in 2002
Marco Coleman, OLB
Joe Hamilton, QB
Ken Swilling, DB

SEC COACH OF THE YEAR

1939 William Alexander
(Nashville Banner)
1951 Bobby Dodd (AP)



Vance Walker



Jonathan Dwyer

Michael Johnson



Andrew Gardner



All-Conference Honors

SOUTHERN CONFERENCE (1902-1932)

1902
Jesse Thrash, T

1904
Lob Brown, T

1906
Lob Brown, E

1907
John Davis, T

1910
Pat Patterson, T

1911
Roy Goree, E

1914
Jim Senter, E

1915
Wooch Fielder, B
Froggy Morrison, B
Jim Senter, E

1916
Tommy Spense, B
Everett Strupper, B
Walker Carpenter, T
Bob Lang, G
Pup Phillips, C

1917
Albert Hill, B
Everett Strupper, B
Joe Guyon, B
Shorty Guill, E
Bill Fincher, E
Walker Carpenter, T
Pup Phillips, C

1919
Judy Harlan, B
Buck Flowers, B
Red Barron, B
Albert Staton, E
Dummy LeBey, G
Pup Phillips, C

1920
Buck Flowers, B
Red Barron, B
John Staton, E
Bill Fincher, E

1921
Judy Harlan, B
Red Barron, B
Albert Staton, T

1922
Red Barron, B
Oscar Davis, G
Claire Frye, C

1923
Doug Wycoff, B
John Staton, E

1924
Doug Wycoff, B
Walter Godwin, G

1925
Doug Wycoff, B
Walter Godwin, G
Owen Poole, C
Mack Tharpe, T

1927
Stumpy Thomason, B
Peter Pund, C
Frank Speer, T
Ed Crowley, E

1928
Warner Mizell, B
Raleigh Drennon, G
Peter Pund, C
Frank Speer, T
Ken Thrash, T
Stumpy Thomason, B
Tom Jones, E

1930
Vance Maree, T

1932
Monk Neblett, C

SOUTHEASTERN CONFERENCE (1933-1963)

1933
Bob Tharpe, T (AP-1st)
Jimmy Slocum, E (AP-2nd)
Jack Phillips, FB (AP-2nd)
Clyde Williams, T (AP-3rd)
Dave Wilcox, G (AP-3rd)

1934
C.W. Williams, T (AP-2nd)
Shorty Roberts, B (AP-3rd)

1935
J.M. FitzSimmons, G (AP-1st)
Dutch Konemann, B (AP-3rd)

1936
Dutch Konemann, B (AP-1st)
J.M. Fitzsimmons, G (AP-2nd)

1937
Bill Jordan, E (AP-1st)
Fletcher Simms, B (AP-1st)
Jack Chivington, C (AP-3rd)
Dutch Konemann, B (AP-3rd)

1938
J.L. Brooks, G (AP-1st)
Jack Chivington, C (AP-2nd)

1939
Bob Ison, E (AP-1st)
Howard Ector, B (AP-2nd)
Neil Cavette, G (AP-3rd)
Buck Murphy, B (AP-3rd)

1940
Bob Ison, E (AP-2nd)
Johnny Bosch, B (AP-3rd)

1941
Charles Sanders, T (AP-2nd)
George Webb, E (AP-2nd)

1942
Harvey Hardy, G (AP-1st)
Clint Castleberry, B (AP-1st)
George Manning, C (AP-2nd)

Jack Marshall, E (AP-3rd)

1943
Phil Tinsley, E (AP-1st)
John Steber, G (AP-1st)
Bill Chambers, T (AP-1st)
Eddie Prokop, B (AP-1st)
George Manning, C (AP-2nd)
Frank Beall, G (AP-2nd)
Walt Kilzer, E (AP-2nd)
Mickey Logan, B (AP-2nd)
Jim Wilson, E (AP-3rd)
W.N. Smith, T (AP-3rd)
Charley Hoover, G (AP-3rd)
Frank Broyles, B (AP-3rd)

1944
Phil Tinsley, E (AP-1st)
Frank Broyles, E (AP-1st)
Maurice Furchgott, G (AP-2nd)
Allen Bowen, B (AP-2nd)
Roland Phillips, G (AP-3rd)
George Mathews, B (AP-3rd)

1945
Bobby Davis, T
Paul Duke, C (AP-2nd)
George Mathews, B (AP-2nd)
George Hills, G (AP-3rd)
Walt Kilzer, E (AP-3rd)

1946
Bobby Davis, T (AP-1st)
Paul Duke, C (AP-1st)
Frank Broyles, B (AP-1st)
Bill Healy, G (AP-2nd)
Pat McHugh, B (AP-3rd)

1947
Bobby Davis, T (AP-1st)
Bill Healy, G (AP-1st)
Louis Hook, C (AP-3rd)
George Brodnax, E (AP-3rd)
Allen Bowen, B (AP-3rd)

1948
Bill Healy, G (AP-1st)
George Brodnax, E (AP-1st)
Frank Ziegler, B (AP-2nd)
Jim Vurgin, G (AP-3rd)
Clay Matthews, T (AP-3rd)
Bob McCoy (AP-3rd)

1949
Tom Coleman, T (AP-2nd)
Jimmy Jordan, B (AP-2nd)
Dick Harvin, E (AP-3rd)

1950
Bob Bossons, C (UPI-1st; AP-3rd)
John Weigle, E (UPI-2nd; AP-3rd)
Bobby North, B (AP-3rd)

1951
Lum Snyder, T (AP-1st)
Darrell Crawford, QB (AP-1st; UPI-1st)
Lamar Wheat, DT (AP-1st; UPI-1st)
Ray Beck, G (AP-1st; UPI-1st)
Buck Martin, E (AP-2nd; UPI-2nd)
George Morris, LB (AP-2nd)
Hal Miller, T (AP-3rd)
Leon Hardeman, HB (AP-3rd; UPI-2nd)
Larry Morris, LB (AP-3rd)

1952
Pete Brown, C (AP-1st; UPI-2nd)
Hal Miller, T (AP-1st; UPI-2nd)
Leon Hardeman, HB (AP-1st; UPI-1st)

Sam Hensley, DE (AP-1st)
Buck Martin, OE (AP-2nd; UPI-1st)
George Morris, LB (AP-1st; UPI-1st)
Larry Morris, LB (AP-1st; UPI-3rd)
Bobby Moorhead, DB (AP-1st)
Orville Vereen, G (AP-2nd; UPI-2nd)
Jake Shoemaker, OG (AP-2nd)
Ed Gossage G (AP-3rd; UPI-3rd)
Jeff Knox, E (AP-3rd)
Billy Teas, HB (AP-3rd)
Bob Sherman, DT (AP-3rd)
Charlie Brannon, DB (AP-3rd)

1953
Larry Morris, C (AP-1st; UPI-1st)
Glen Turner, B (AP-1st; UPI-2nd)
Bob Sherman, T (AP-2nd; UPI-3rd)
Leon Hardeman, B (AP-2nd; UPI-2nd)
Sam Hensley, E (AP-3rd; UPI-2nd)
Billy Teas, B (AP-3rd; UPI-2nd)
Glenn Turner, B (UPI-2nd)
Orville Vereen, G (UPI-2nd)

1954
Larry Morris, C (AP-2nd; UPI-1st)
Franklin Brooks, G (AP-1st; UPI-1st)
Henry Hair, E (AP-1st; UPI-1st)
Jimmy Thompson, B (AP-3rd; UPI-3rd)

1955
Franklin Brooks, G (AP-1st; UPI-1st)
Henry Hair, E (UPI-1st)
George Volkert, B (AP-2nd; UPI-3rd)
Jimmy Morris, C (UPI-2nd)
Carl Vereen, T (UPI-3rd)
Wade Mitchell (UPI-3rd)

1956
Don Stephenson, C (AP-1st; UPI-1st)
Ken Owen, B (AP-1st; UPI-3rd)
Allen Ecker, G (AP-2nd; UPI-1st)
Paul Rotenberry, B (AP-2nd; UPI-2nd)
Carl Vereen, T (AP-3rd; UPI-2nd)
Toppy Vann, B (AP-3rd)
Jimmy Johnson, G (UPI-2nd)
Wade Mitchell, QB (UPI-3rd)
George Volkert, B (UPI-3rd)

1957
Don Stephenson, C (AP-1st; UPI-1st)
Jerry Nabors, E (AP-2nd; UPI-2nd)

1958
Gerald Burch, T (AP-3rd)
Maxie Baughan, C (AP-3rd)
Floyd Faucette, B (AP-3rd)

1959
Maxie Baughan, C (AP-1st; UPI-2nd)
Gerald Burch, T (UPI-2nd)
Toby Deese, C (AP-2nd)
Taz Anderson, B (AP-3rd)
Billy Shaw, T (UPI-3rd)

1960
Billy Shaw, T (AP-1st; UPI-1st)
Gerald Burch, T (AP-2nd; UPI-2nd)
Billy Williamson, B (AP-2nd; UPI-2nd)
Chick Graning, B (UPI-3rd)
Ed Nutting, T (UPI-3rd)

1961
Dave Watson, G (AP-1st; UPI-1st)
Harold Ericksen, G (AP-2nd)
Billy Williamson, B (AP-3rd; UPI-3rd)
Rufus Guthrie, G (UPI-2nd)

1962
Rufus Guthrie, G (AP-1st; UPI-1st)
Dave Watson, G (AP-3rd; UPI-1st)
Billy Lothridge, QB (AP-1st; UPI-1st)
Billy Martin, E (AP-2nd; UPI-1st)
Larry Stallings, G (AP-3rd)
Mike McNames, B (AP-3rd; UPI-3rd)
Ted Davis, E (UPI-3rd)

1963
Billy Lothridge, QB (AP-1st; UPI-1st)
Billy Martin, E (AP-1st; UPI-1st)
Dave Simmons, C (AP-2nd)
Ted Davis, E (UPI-3rd)

SOUTHEASTERN INDEPENDENT (1968-1978)

1968
John Sias, SE
Joel Stevenson, TE
Buck Shiver, LB
Billy Kinard, DB

1969
Rock Perdoni, DT
Jeff Ford, DB
John Riggie, LB
Joe Vitunic, OG

1970
Brent Cunningham, HB
Bill Flowers, LB
Jeff Ford, DB
Richard Gardner, OG
Rick Lantz, OT
Rock Perdoni, DT

1971
Rick Lantz, OT
Smylie Gebhart, DE
Brad Bourne, DT
Mike Oven, TE
Jeff Ford, DB

1972
Randy Rhino, DB
Jimmy Robinson, SE
Rick Lantz, OT

1973
Randy Rhino, DB
Mark Fields, TE
Don Robinson, OG

1974
Joe Harris, LB
Billy Shields, OT
David Sims, RB
Randy Rhino, DB

1975
Leo Tierney, C
Mark Hunter, OG
Steve Raible, TE
Lucius Sanford, LB
Rick Gibney, DT

1976
Leo Tierney, C
Lucius Sanford, LB
Reggie Wilkes, DE

1977
Lucius Sanford, LB

1978
Eddie Lee Ivery, RB





Yellow Jackets In The NFL Draft

2009

Michael Johnson, DE, Cincinnati, 3-70
Andrew Gardner, OT, Miami, 6-181
Vance Walker, DT, Atlanta, 7-210
Darryl Richard, DT, New England, 7-234

2008

Philip Wheeler, LB, Indianapolis, 3-93
Tashard Choice, RB, Dallas, 4-122
Durant Brooks, P, Washington, 6-168

2007

Calvin Johnson, WR, Detroit, 1-2
Mansfield Wrotto, T, Seattle, 4-124

2006

Gerris Wilkinson, LB, N.Y. Giants, 3-96
P.J. Daniels, RB, Baltimore, 4-132
Dawan Landry, S, Baltimore, 5-146

2005

None

2004

Daryl Smith, LB, Jacksonville, 2-39
Tony Hargrove, DE, St. Louis, 3-91
Keyaron Fox, LB, Kansas City, 3-93
Nat Dorsey, T, Minnesota, 4-115
Jonathan Smith, WR, Buffalo, 7-214

2003


Tony Hollings, RB, Houston (Supplemental, 2nd round)

2002

Nick Rogers, LB, Minnesota, 6-177
Chris Young, DB, Denver, 7-228

Georgia Tech's First-Round Draft Selections

1-2 Calvin Johnson, 2007, Detroit Lions
1-12 Keith Brooking, 1998, Atlanta Falcons
1-12 Marco Coleman, 1992, Miami Dolphins
1-15 Eddie Lee Ivey, 1979, Green Bay Packers
1-26 Kent Hill, 1979, Los Angeles Rams
1-8 Ted Davis, 1964, San Diego Chargers
1-10 Rufus Guthrie, 1963, Los Angeles Rams
1-6 Larry Morris, 1955, Los Angeles Rams
1-4 Eddie Prokop, 1945, Boston Patriots



Calvin Johnson

2001

None

2000

Travares Tillman, DB, Buffalo, 2-58
Dez White, WR, Chicago, 3-69
Joe Hamilton, QB, Tampa Bay, 7-234

1999

Nate Stimson, LB, Washington, 4-107
Charlie Rogers, WR, Seattle, 5-152
Rodney Williams, P, St. Louis, 7-252

1998

Keith Brooking, LB, Atlanta, 1-12
Ron Rogers, LB, Baltimore, 6-154

1997

None

1996

Michael Cheever, C, Jacksonville, 2-60
Ryan Stewart, DB, Detroit, 3-76

1995

Lethon Flowers, DB, Pittsburgh, 5-151
Charlie Simmons, SE, Green Bay, 6-173
Jamal Cox, Chicago, 7-229

1994

Gary Brown, T, Pittsburgh, 5-148
Dorsey Levens, RB, Green Bay, 5-113

1993

Coleman Rudolph, DT, N.Y. Jets, 2-36
Scott Sisson, K, New England, 5-113

1992

Marco Coleman, OLB, Miami, 1-12
Mike Mooney, T, Houston, 4-108
Ken Swilling, SS, Tampa Bay, 7-184
Willie Clay, CB, Detroit, 8-221
Tom Covington, TE, San Francisco, 11-300

1991

Calvin Tiggie, LB, Tampa Bay, 7-174
Jim Lavin, G, Cincinnati, 10-268

1990

Sean Smith, DE, New England, 11-280

1989

Willis Crockett, LB, Dallas, 5-119
Cedric Stallworth, DB, Green Bay, 11-281

1988

Sammy Lilly, DB, N.Y. Giants, 8-202

1987

Reginald Rutland, DB, Minnesota, 4-100
John Davis, OL, Houston, 11-287
Gary Lee, WR, Detroit, 12-315
Tyrone Sorrells, TE, New Orleans, 12-319

1986

Pat Swilling, OLB, New Orleans, 3-60
Mark Pike, DT, Buffalo, 7-178
Mike Travis, DB, San Diego, 12-333

1985

Robert Lavette, RB, Dallas, 4-103
Ken Whisenhunt, TE, Atlanta, 12-313

1984

Ronny Cone, RB, N.Y. Jets, 10-251





FULL STEAM AHEAD

**1983**

David Lutz, OL, Kansas City, 2-34
Ellis Gardner, OL, Kansas City, 6-146
Jim Bob Taylor, QB, Baltimore, 11-280

1982

Mike Kelley, QB, Atlanta, 6-149

1981

None

1980

Henry Johnson, LB, Minnesota, 7-174
Al Richardson, LB, Atlanta, 8-201
Tom Daniel, C, New England, 10-266

1979

Eddie Lee Ivery, RB, Green Bay, 1-15
Kent Hill, T, L.A. Rams, 1-26
Don Bessillieu, DB, Miami, 5-134
Roy Simmons, G, N.Y. Giants, 8-201
Michael Taylor, T, Houston Oilers, 11-298
Mike Blanton, DE, Miami, 11-299
Drew Hill, WR, L.A. Rams, 12-328

1978

Reggie Wilkes, LB, Philadelphia, 3-66
Lucius Sanford, LB, Buffalo, 4-89
Randy Pass, G-C, N.Y. Giants, 6-147

1977

David Sims, RB, Seattle, 7-189
Tony Daykin, LB, Detroit, 11-283
Leo Tierney, C, Cleveland, 12-325

1976

Steve Raible, WR, Seattle, 2-59
Rick Gibney, DT, Baltimore, 11-310
Jeff Urczyk, G, Seattle, 16-432
Danny Myers, QB, St. Louis, 17-483

1975

Billy Shields, T, San Diego, 6-136
Joe Harris, LB, Chicago, 8-197
Randy Rhino, DB, New Orleans, 14-343
Jimmy Robinson, WR, Atlanta, 15-367

1974

None

1973

Mike Oven, TE, San Francisco, 16-408
Eddie McAshan, QB, New England, 17-420

1972

None

1971

Steve Harkey, WR, N.Y. Jets, 16-396

1970

None

1969

Larry Good, QB, Baltimore, 9-232
John Sias, WR, Denver, 13-321
Joel Stevenson, TE, Cleveland, 15-384
Terry Story, T, Cincinnati, 17-421

1968

Lenny Snow, RB, Minnesota, 7-171
Randall Edmunds, LB, Miami, 8-217
Kim King, QB, Pittsburgh, 11-282

1967

Lamar Wright, G, Detroit, 13-322
Sam Burke, DB, Detroit, 15-374

1966**NFL**

Craig Baynham, E, Dallas, 12-176
Jim Breland, C, San Francisco, 17-255
Bill Moore, C, Philadelphia, 18-264

AFL

None

AFL Redshirt

Craig Baynham, E, Miami, 9
Bill Moore, C, Buffalo, 10

1965**NFL**

Dave Simmons, LB, St. Louis, 2-26
Gerry Bussell, HB, Cleveland, 2-22
Tom Bleick, HB, Baltimore, 9-125
Dave Austin, E, Philadelphia, 17-231

AFL

Dave Simmons, LB, Buffalo, 5
Gerry Bussell, DB, Denver, 9

AFL Redshirt

Tom Bleick, HB, Houston, 9
Dave Austin, E, N.Y. Jets, 10

1964**NFL**

Billy Martin, E, Chicago, 2-21
Ted Davis, LB, Baltimore, 4-50
Billy Lothridge, QB, Dallas, 6-73
Bill Curry, C, Green Bay, 20-279

AFL

Ted Davis, LB, San Diego, 1-8
Billy Martin, E, Kansas City, 2-10
Billy Lothridge, QB, Oakland, 12-95
Bill Curry, C, Oakland, 23-183

1963**NFL**

Rufus Guthrie, G, L.A. Rams, 1-10
Joe Auer, HB, L.A. Rams, 5-57
Dave Watson, LB, Chicago, 9-122
Bob Caldwell, C, Washington, 12-162
Tom Windinger, Washington, 14-190
Larry Stallings, LB, St. Louis, 18-241
AFL
Rufus Guthrie, G, San Diego, 2-10
Larry Stallings, LB, Buffalo, 9-68
Dave Watson, LB, Boston, 11-87
Joe Auer, HB, Dallas Texans, 15-120

1962**NFL**

Dave Steadman, T, L.A. Rams, 17-227
Harold Ericksen, G, Philadelphia, 19-264
AFL
Russ Foret, T, Dallas Texans, 23-179
Al Lederle, E, Houston, 33-263

1961**NFL**

Ed Nutting, T, Cleveland, 2-27
Chick Graning, HB, St. Louis, 9-120
Billy Shaw, T, Dallas Cowboys, 14-184
Al Lederle, E, L.A. Rams, 20-270

AFL

Billy Shaw, T, Buffalo, 2
Marvin Tibbets, HB, Dallas Texans, 11
Ed Nutting, T, Dallas Texans, 15
Chick Graning, HB, Denver, 18
Gerald Burch, E, Oakland, 13

1960**NFL**

Maxie Baughan, C, Philadelphia, 2-20
Emmett Wilson, T, Philadelphia, 6-67
Taz Anderson, HB, Cleveland, 7-80

AFL

Jack Rudolph, LB, Boston
Taz Anderson, HB, Dallas Texans
Toby Deese, T-G, Dallas Texans
Tom Roberts, T-G, Denver
Emmett Wilson, T, Denver
Floyd Faucette, HB, L.A. Chargers
Maxie Baughan, C, Minneapolis

1959**NFL**

Floyd Faucette, B, Chicago Cardinals, 11-122
Jack Rudolph, LB, Detroit, 17-197
Jim Benson, B, Philadelphia, 18-206
Toby Deese, T, San Francisco, 20-234

1958**NFL**

Stan Flowers, RB, Washington, 3-28
Arley Finley, T, Green Bay, 16-182
Don Stephenson, C, Washington, 19-222
Ted Smith, E, Washington, 30-353

1957**NFL**

Carl Vereen, T, Green Bay, 4-41
George Volkert, B, Pittsburgh, 6-66
Wade Mitchell, QB, Washington, 12-141
Sam Owen, B, Washington, 21-249
Paul Rotenberry, RB, Washington, 26-309
Ormand Anderson, T, Washington, 27-321

1956**NFL**

Dickie Mattison, B, Chicago Cardinals, 20-234
Franklin Brooks, G, Washington, 25-299

1955**NFL**

Larry Morris, C, L.A. Rams, 1-7
Billy Teas, RB, L.A. Rams, 8-91
John Lee, B, Baltimore, 14-160
Rees Phenix, T, Pittsburgh, 21-246

1954**NFL**

Henry Hair, E, L.A. Rams, 3-34
Glenn Turner, HB, Baltimore, 7-77
Dave Davis, E, Green Bay, 9-99
Sam Hensley, E, L.A. Rams, 13-154
Ed Gossage, T, San Francisco, 15-171
Roger Frey, T, L.A. Rams, 16-190
Frank Givens, T, L.A. Rams, 19-226
Leon Hardeman, HB, Baltimore, 23-269
Pepper Rodgers, QB, Baltimore, 27-293
Bill Sennett, E, Baltimore, 27-317

1953**NFL**

George Morris, C, San Francisco, 2-21
Buck Martin, E, Chi. Cardinals, 4-39
Hal Miller, T, San Francisco, 5-57
Pete Brown, G, San Francisco, 10-118
Bobby Moorhead, B, Baltimore, 13-146
Jeff Knox, E, Philadelphia, 23-272

1952**NFL**

Ray Beck, G, N.Y. Giants, 2-23
Lum Snyder, T, Philadelphia, 3-29
Darrell Crawford, B, Chi. Cardinals, 17-195

1951**NFL**

Dick Harvin, E, San Francisco, 13-148
Rob McCoy, B, L.A. Rams, 14-169

Bobby North, B, Philadelphia, 15-177
Bob Bossons, C, Green Bay, 27-316

1949**NFL**

Frank Ziegler, B, Philadelphia, 3-29
George Brodnax, E, Detroit, 5-42
Joe E. Brown, B, Chi. Cardinals, 8-80
Clay Matthews, T, L.A. Rams, 25-247
AAFC
George Brodnax, E, San Francisco, 5-36
L.E. Glenn, T, N.Y. Yankees, 15-112
J.L. Bowen, B, Cleveland, 16-125

1948**NFL**

Bill Healy, G, Boston, 5-29
Jim Still, QB, Chi. Cardinals, 16-145
George Mathews, B, N.Y. Giants, 18-156
J.L. Bowen, B, Pittsburgh, 28-262
AAFC
Frank Ziegler, B, L.A. Dons, 20-133
Jim Still, QB, L.A. Dons, 26-181

1947**NFL**

Bob Davis, T, N.Y. Giants, 6-44
George B. Hills, G, Green Bay, 12-100
AAFC
Bob Davis, T, Buffalo, 2-10
Paul Duke, C, San Francisco, 3-22
Frank Broyles, San Francisco, 10-78
Bill Healy, G, N.Y. Yankees, 11-87
R.J. Jordan, E, Chicago Rockets, 13-100

1946**NFL**

Frank Broyles, QB, Chicago Bears, 3-19
Paul Duke, C, N.Y. Giants, 4-30
W.P. McHugh, P, Philadelphia, 12-108
George Hills, G, Green Bay, 14-126
Dean Gaines, T, Green Bay, 16-146
Ed Holtsinger, B, Green Bay, 27-256
Chuck Murdoch, E, Detroit, 27-258
Roland Phillips, T, Washington, 27-259
William O. (Tex) Ritter, B, Washington, 30-289

1945**NFL**

Eddie Prokop, B, Boston, 1-4
John Steber, G, Washington, 7-61

1944**NFL**

Ed Ryckley, E, Chicago Bears, 17-172

1943**NFL**

Harvey Hardy, G, Brooklyn, 26-243

1940**NFL**

Buck Murphy, B, Washington, 20-188

1938**NFL**

M.J. "Dutch" Konemann, B, N.Y. Giants, 5-38
Fletcher Sims, B, Chicago Bears, 8-70

1937**NFL**

Middleton Fitzsimmons, G, Chicago Cardinals, 10-92



Yellow Jackets In The NFL

Kyle Ambrose (DT)
Denver Broncos, 1987

Taz Anderson (SE)
St. Louis Cardinals, 1961-64
Atlanta Falcons, 1966-67

Joe Auer (RB)
Buffalo Bills, 1964-65
Miami Dolphins, 1966-67
Atlanta Falcons, 1968

Thomas Balkcom (DB)
Miami Dolphins, 1991

Maxie Baughan (LB)
Philadelphia Eagles, 1960-65
Los Angeles Rams, 1966-70
Wash. Redskins, 1971-74

Craig Baynham (RB)
Dallas Cowboys, 1967-69
Chicago Bears, 1970
St. Louis Cardinals, 1972

Grant Baynham (TE)
St. Louis Rams, 1997
Minnesota Vikings, 1997
Barcelona (NFL Europe), 1998

Scott Beavers (G)
Denver Broncos, 1990-91
Kansas City Chiefs, 1992

William Bell (RB)
Wash. Redskins, 1994-96

Ray Beck (G)
New York Giants, 1952, 55-57

Jason Bender (P)
Miami Dolphins, 1995

Don Bessillieu (DB)
Miami Dolphins, 1979-81
St. Louis Cardinals, 1982
L.A. Raiders, 1983, 85
Jacksonville Bulls, 1985
Memphis (USFL), 1985-86

Damarius Bilbo (WR)
Arizona Cardinals, 2006
Dallas Cowboys, 2006

Peter Blazek (T)
Seattle Seahawks, 1985

Tom Bleick (S)
Baltimore Colts, 1966
Atlanta Falcons, 1967

Jason Bostic (CB)
Philadelphia Eagles, 1999-01
Buffalo Bills, 2002-03

Patrick Bradford (DT)
Amsterdam (Europe), 2000

Brian Bravy (G)
New Orleans Saints, 1995

John Brewer (HB)
Dayton, 1929

Keith Brooking (LB)
Atlanta Falcons, 1998-2008
Dallas Cowboys, 2009

Durant Brooks (P)
Washington Redskins, 2008
Green Bay Packers, 2009

Chris Brown (T)
Carolina Panthers, 2001
Chicago Bears, 2001-02
Scotland (NFL), 2003

Gary Brown (G)
Pittsburgh Steelers, 1994
Green Bay Packers, 1994-96
Barcelona (NFL), 1998-00

Karl Brown (DB)
Denver Broncos, 1990

Pete Brown (C-LB-P)
San Francisco 49ers, 1953-54
British Columbia Lions, 1958

Sammy Brown (DB)
Jacksonville Bulls, 1984-85

Gerald Burch (E)
Oakland Raiders, 1961

Willie Burks (DT)
Detroit Lions, 1990

Joe Burns (RB)
Buffalo Bills, 2002-06

Gerry Bussell (DB)
Denver Broncos, 1965

James Butler (S)
New York Giants, 2005-08
St. Louis Rams, 2009

Delaunta Cameron (LB)
Tennessee Titans, 1999
Detroit Lions, 2000

Kelly Campbell (WR)
Minnesota Vikings, 2002-05
Miami Dolphins, 2006

Jon Carman (T)
Buffalo Bills, 2000-02
Minnesota Vikings, 2002-03

Ken Celaj (G)
Miami Dolphins, 1998

Michael Cheever (C)
Jacksonville Jaguars, 1996-98

Tashard Choice (RB)
Dallas Cowboys, 2008-09

Jamara Clark (CB)
Atlanta Falcons, 2001

Willie Clay (CB)
Detroit Lions, 1992-95
N.E. Patriots, 1996-98
New Orleans Saints, 1999

Felipe Claybrooks (DE)
Arizona Cardinals, 2001
Cleveland Browns, 2001-04
Cologne (NFL), 2004
Philadelphia Soul (AFL), 2007

Jimmy Clements (LB)
Chicago Bears, 1997

Fred Coger (OLB)
Dallas Cowboys, 1995
Calgary (CFL), 1996

Marco Coleman (DE)
Miami Dolphins, 1992-95
San Diego Chargers, 1996-98
Wash. Redskins, 1999-01
Jacksonville Jaguars, 2002
Philadelphia Eagles, 2003
Denver Broncos, 2004-05

Ronny Cone (RB)
New York Jets, 1984-85

George Cooper (TE)
Atlanta Falcons, 2007-08

Tom Covington (TE)
San Francisco 49ers, 1992-93

Jamal Cox (ILB)
Chicago Bears, 1995
Carolina Panthers, 1995
Jacksonville Jaguars, 1995
Rhein Fire (NFL), 1996-97

Jonathan Cox (CB)
San Diego Chargers, 2004

Michael Cox (FB)
Kansas City Chiefs, 2008-09

Willis Crockett (LB)
Dallas Cowboys, 1989-91

Bill Curry (C)
Green Bay Packers, 1965-66
Baltimore Colts, 1967-72
Houston Oilers, 1973
Los Angeles Rams, 1974

Nate Curry (WR)
Kansas City Chiefs, 2005, 06
Hamburg (NFL), 2006

P.J. Daniels (RB)
Baltimore Ravens, 2006-09

Tom Daniel (C)
New England Patriots, 1979

Bobby Davis (T)
Boston, 1948

Donnie Davis (QB)
Arizona Rattlers (AFL), 1997-98
Georgia Force (AFL), 2002-03
Dennis Davis (CB)
Oakland Raiders, 2006
N.Y. Giants, 2006
Seattle Seahawks, 2007
Berlin Thunder (NFL), 2007

John Davis (G)
Houston Oilers, 1987-88
Buffalo Bills, 1989-94

Lamar Davis (E)
Baltimore Colts, 1974

Ted Davis (LB)
Baltimore Colts, 1964-66
New Orleans Saints, 1967-69
Miami Dolphins, 1970

Tony Daykin (LB)
Detroit Lions, 1977-78
Atlanta Falcons, 1979-82

Jimmy Dixon (FB)
Tennessee Titans, 2005
Green Bay Packers, 2006
Seattle Seahawks, 2006
Hamburg (NFL), 2006

Nat Dorsey (T)
Minnesota Vikings, 2004
Cleveland Browns, 2005-08

Paul Duke (C)
New York Yankees, 1947

Jason Dukes (T)
Jacksonville Jaguars, 1996

Chris Dunlap (WR)
New England Patriots, 2007

Marvin Dyett (DE)
Jacksonville Bulls, 1984-85

Andrew Economos (LS)
Jax Jaguars, 2005-06
Tampa Bay Buccaneers, 2007-09

Randall Edmunds (LB)
Miami Dolphins, 1968-69
New England Patriots, 1971
Baltimore Colts, 1972

Floyd Faucette (HB)
San Diego Chargers, 1960

Nick Ferguson (CB)
Cincinnati Bengals, 1996
Saskatchewan (CFL), 1996-98
Chicago Bears, 1999
Rhein (NFL), 1999-00
Buffalo Bills, 2000
N.Y. Jets, 2000-01
Denver Broncos, 2002-07
Houston Texans, 2008-09

Lethon Flowers (DB)
Pittsburgh Steelers, 1995-02
Denver Broncos, 2003

Elliott Fortune (DE)
Cleveland Browns, 1995
Baltimore Ravens, 1996-97
Rhein (NFL Europe), 1998

John Paul Foschi (TE)
N.Y. Jets, 2004
Denver Broncos, 2004
Minnesota Vikings, 2004
Oakland Raiders, 2004-06

Keyaron Fox (LB)
Kansas City Chiefs, 2004-07
Pittsburgh Steelers, 2008-09

Dave Frakes (K)
Washington Redskins, 1998

Russell Freeman (T)
Denver Broncos, 1992-94
Oakland Raiders, 1995

Bill Fulcher (LB)
Washington Redskins, 1956-58

Andrew Gardner (OT)
Miami Dolphins, 2009

Ellis Gardner (T-G)
Kansas City Chiefs, 1983
Houston Oilers, 1984
Indianapolis Colts, 1985

Darrell Gast (QB)
Philadelphia Eagles, 1988

Bill Gavier (HB)
Hammond, 1922, 1925
Rock Island, 1923
Racine, 1924
Louisville, 1926

Walt Godwin (G)
Staten Island, 1929

Chick Graning (HB)
St. Louis Cardinals, 1962
Boston Patriots, 1963
B.C. Lions (CFL), 1966-67

Jerome Green (RB)
Boston Patriots, 1960

Sean Gregory (RB)
Baltimore Ravens, 2002

Rufus Guthrie (G)
San Diego Chargers, 1963

Joe Guyon (HB)
Canton, 1920
Cleveland, 1921
Washington, 1921
Oorang, 1922-23
Rock Island, 1924
Kansas City, 1924-25
N.Y. Giants, 1927

Gary Guyton (LB)
New England Patriots, 2008-09

Derek Gwinn (G)
Kansas City Chiefs, 1984-85

KaMichael Hall (LB)
Indianapolis Colts, 2007

Joe Hamilton (QB)
Tampa Bay Bucs, 2000-02
Frankfurt Galaxy (NFL)
Orlando (AFL), 2004-06
Indianapolis Colts, 2004

Steve Harkey (RB)
New York Jets, 1971-72

Tony Hargrove (DE)
St. Louis Rams, 2004-06
Buffalo Bills, 2006-08

Joe Harris (LB)
Washington Redskins, 1977
San Francisco 49ers, 1978
Minnesota Vikings, 1979
Los Angeles Rams, 1979-81
Baltimore Colts, 1982
Washington (USFL), 1983

Anthony Harrison (DB)
Green Bay Packers, 1987

John Helms (E)
Detroit Lions, 1946

Will Heller (TE)
Tampa Bay Bucs, 2003-05
Seattle Seahawks, 2006-08
Detroit Lions, 2009

Eric Henderson (DE)
Cincinnati Bengals, 2006-08

David Hendrix (SS)
San Diego Chargers, 1995-97

Urban Henry (DT)
Los Angeles Rams, 1961
Green Bay Packers, 1963
Pittsburgh Steelers, 1964

Don Hickson (OLB)
Cleveland Browns, 1995

Drew Hill (WR)
Los Angeles Rams, 1979-85
Houston Oilers, 1986-91
Atlanta Falcons, 1992-93

Kent Hill (T)
Los Angeles Rams, 1979-86
Houston Oilers, 1987-88

Tony Hollings (RB)
Houston Texans, 2003-05
Chicago Bears, 2006
Hamburg (NFL), 2007

Reuben Houston (CB)
Tampa Bay Bucs, 2006

Ken Howell (G)
Philadelphia Eagles, 1983
Jacksonville Bulls, 1984-85

Ralph Hughes (DE)
Tampa Bay Buccaneers, 1998

John Ivmeyer (T)
Kansas City Chiefs, 1986

Eddie Lee Ivery (RB)
Green Bay Packers, 1979-89

Darryl Jenkins (T)
San Diego Chargers, 1991-92

Calvin Johnson (WR)
Detroit Lions, 2007-09

Henry Johnson (LB)
Minnesota Vikings, 1980-83

Michael Johnson (DE)
Cincinnati Bengals, 2009

Tom Johnson (LB)
San Diego Chargers, 1994

Shawn Jones (QB)
Minnesota Vikings, 1993
Baltimore (CFL), 1994-95

Paul Jurgensen (DE)
New Orleans Saints, 1988

Mike Kelley (QB)
Atlanta Falcons, 1982
Tampa Bay Bandits, 1983
Memphis (USFL), 1984-86

Tony Kepano (G)
Washington Redskins, 1985
New York Jets, 1986

Dawan Landry (S)
Baltimore Ravens, 2006-09

Robert Lavette (RB)
Dallas Cowboys, 1985-87
Atlanta Falcons, 1988

Jim Lavin (G)
Cincinnati Bengals, 1991
San Diego Chargers, 1993
Sacramento (CFL), 1993

Gary Lee (WR)
Detroit Lions, 1987-89

Ivery Lee (NG)
Houston Oilers, 1988

Greg Lester (FL)
Denver Broncos, 1992

Dorsey Levens (RB)
Green Bay Packers, 1994-01
Philadelphia Eagles, 2002
New York Giants, 2003
Philadelphia Eagles, 2004

**Sammy Lilly (CB)**

New York Giants, 1988
Philadelphia Eagles, 1989-90
L.A. Rams, 1990-91, 92
Tampa Bay Buccaneers, 1992
Winnipeg (CFL), 1993

Billy Lothridge (P)

Dallas Cowboys, 1964
Los Angeles Rams, 1965
Atlanta Falcons, 1966-71
Miami Dolphins, 1972

Roy Lumpkin (B)

Portsmouth, 1930-33
Detroit Lions, 1934
Brooklyn, 1935-37

David Lutz (T)

Kansas City Chiefs, 1983-92
Detroit Lions, 1993-95

Ralph Malone (LB)

Cleveland Browns, 1986-88
Miami Dolphins, 1989

Alfred Malone (DE)

Houston Texans, 2005-07

Luke Manget (PK)

New Orleans Saints, 2003

Billy Martin (E)

Chicago Bears, 1964-65
Atlanta Falcons, 1966-67
Minnesota Vikings, 1968

Jeff Mathis (DT)

Phoenix Cardinals, 1990

Clay Matthews (DE)

San Francisco 49ers, 1950, 53-55

Michael Matthews (TE)

N.Y. Giants, 2007-09

Jerry Mays (RB)

San Diego Chargers, 1990

Felton McConnell (G)

Buffalo, 1927

Curtis McGee (T)

New England Patriots, 1997
Frankfurt (NFL), 1997
Pittsburgh Steelers, 1998
St. Louis Rams, 1999
NY/NJ (XFL), 2001
Carolina Cobras (AFL), 2001

Jason McGill (WR)

Miami Dolphins, 1993
Green Bay Packers, 1993
Philadelphia Eagles, 1994

Pat McHugh (B)

Philadelphia Eagles, 1947-51

Emmett Merchant (SE)

Philadelphia Eagles, 1992

Harvey Middleton (WR)

Philadelphia Eagles, 1998-99

Jermaine Miles (DE)

New England Patriots, 1997
New Orleans Saints, 2001-02

Hal Miller (OT)

San Francisco 49ers, 1953

Veryl Miller (C)

Washington Redskins, 1991

Warner Mizell (HB)

Brooklyn, 1931
Frankford, 1931

Mike Mooney (T)

Houston Oilers, 1992
San Diego Chargers, 1992-93

Pat Moriarty (RB)

Cleveland Browns, 1979

George Morris (C-LB)

San Francisco 49ers, 1956

Larry Morris (LB)

Los Angeles Rams, 1955-57
Chicago Bears, 1959-65
Atlanta Falcons, 1966

Fred Murphy (E)

Cleveland Browns, 1960
Minnesota Vikings, 1961

Najee Mustafaa

(Reginald Rutland) (CB)
Minnesota Vikings, 1987-92
Cleveland Browns, 1993-94
Oakland Raiders, 1995

Danny Myers (QB)

St. Louis Cardinals, 1976

Ed Nutting (DT)

Cleveland Browns, 1961
Dallas Cowboys, 1963

Craig Page (C)

Tennessee Titans, 1999-00
Dallas Cowboys, 2000-01
Atlanta Falcons, 2001-02

Ken Parker (DT)

Seattle Seahawks, 1986

Bill Paschal (HB)

New York Giants, 1943-47
Boston Patriots, 1947-48

Randy Pass (LB)

Green Bay Packers, 1978

Don Patterson (DB)

Detroit Lions, 1979
New York Giants, 1980

Nathan Perryman (CB)

Arizona Cardinals, 1997

Kevin Peoples (SS)

Sacramento (CFL), 1993

Jeff Pierce (P)

Jacksonville (USFL), 1984

Mark Pike (DE)

Buffalo Bills, 1986-98

Cleve Pounds (DB)

New York Giants, 1986

Eddie Prokop (HB)

N.Y. Yankees, 1946-47, '49
Chicago Rockets, 1948

Steve Raible (WR)

Seattle Seahawks, 1976-81

Hugh Reilly (C)

Tennessee Titans, 2004

Chris Reis (S)

Atlanta Falcons, 2006
New Orleans Saints, 2007-09

Randy Rhino (DB)

New Orleans Saints, 1975
Charlotte Hornets (WFL), 1975
Montreal (CFL), 1976-80
Ottawa (CFL), 1981

Darryl Richard (DT)

New England Patriots, 2009

Al Richardson (LB)

Atlanta Falcons, 1980-86

Jimmy Robinson (WR)

Atlanta Falcons, 1975
New York Giants, 1976-79
San Francisco 49ers, 1980
Denver Broncos, 1981

Leon Robinson (T)

Tampa Bay Buccaneers, 2005

Charlie Rogers (WR)

Seattle Seahawks, 1999-01
Buffalo Bills, 2002
Miami Dolphins, 2003

Nick Rogers (LB)

Minnesota Vikings, 2002-04
Green Bay Packers, 2004

Indianapolis Colts, 2004

Miami Dolphins, 2005

Ron Rogers (LB)

Baltimore Ravens, 1998
Indianapolis Colts, 1998-99

Ted Roof (LB)

Tampa Bay Buccaneers, 1986

Coleman Rudolph (DT)

New York Jets, 1993-94
New York Giants, 1994-96

Jack Rudolph (LB)

Boston Patriots, 1960-65
Miami Dolphins, 1966

Lucius Sanford (LB)

Buffalo Bills, 1978-86
Cleveland Browns, 1987

Al Santone (G)

Hartford, 1926

Stefen Scottton (RB)

Miami Dolphins, 1991

Billy Shaw (G)

Buffalo Bills, 1961-69

Derrick Shepard (DT)

Miami Dolphins, 1998

Billy Shields (T)

San Diego Chargers, 1975-83
San Francisco 49ers, 1984
New York Jets, 1985
Kansas City Chiefs, 1985

Charlie Simmons (WR)

Green Bay Packers, 1995

Dave Simmons (LB)

St. Louis Cardinals, 1965-66
New Orleans Saints, 1967
Dallas Cowboys, 1968

Roy Simmons (G)

New York Giants, 1979-81
Wash. Redskins, 1981-83
Jacksonville (USFL), 1984-86

David Sims (RB)

Seattle Seahawks, 1977-79

Scott Sisson (K)

New England Patriots, 1993-94
Jacksonville Jaguars, 1995
Minnesota Vikings, 1996

Daryl Smith (LB)

Jacksonville Jaguars, 2004-09

Eugene Smith (G)

Chicago Bears, 1960

Michael Smith (FB)

Birmingham (CFL), 1995

Jonathan Smith (WR)

Buffalo Bills, 2004-06
N.E. Patriots, 2006

Sean Smith (T)

N.E. Patriots, 1990-91
Atlanta Falcons, 1992

Lum Snyder (T)

Philadelphia Eagles, 1952-55, 58

Tyrone Sorrells (T)

New Orleans Saints, 1987
Cleveland Browns, 1988-89

Ken Southerland (T)

Miami Dolphins, 1985

Glenn Spencer (DT)

Jacksonville (USFL), 1986

Larry Stallings (LB)

St. Louis Cardinals, 1963-76

Cedric Stallworth (DB)

Green Bay Packers, 1989
Frankfurt Galaxy, 1991-92

Derrick Steagall (WR)

Miami Dolphins, 1998-99

John Steber (G)

Washington Redskins, 1946-50

Rod Stephens (LB)

Seattle Seahawks, 1989-94
Washington Redskins, 1995-96

Joel Stevenson (TE)

Cleveland Browns, 1969

Ryan Stewart (FS)

Detroit Lions, 1996-99-01

Jim Still (QB-DB)

Buffalo, 1948-49

Nate Stimson (LB)

Indianapolis Colts, 1999-00

Vernon Strickland (LB)

San Francisco 49ers, 1998-99
Berlin (NFL), 1999
N.Y. Giants, 2000-01

Rick Strom (QB)

Pittsburgh Steelers, 1988-93
Buffalo Bills, 1994-95
Detroit Lions, 1996

Ken Swilling (SS)

Tampa Bay Buccaneers, 1992
Cleveland Browns, 1992-93
Arizona Cardinals, 1994

Pat Swilling (LB)

New Orleans Saints, 1986-92
Detroit Lions, 1993-94
Oakland Raiders, 1995-96, '98

Gavin Tarquinio (LS)

Atlanta Falcons, 2006

Jim Bob Taylor (QB)

Baltimore Colts, 1983

Michael Taylor (T)

Houston Oilers, 1979
New York Giants, 1980

Tom Taylor (C)

Miami Dolphins, 1985-86

Levon Thomas (WR)

Indianapolis Colts, 2005
New Orleans Saints, 2005-06
Orlando Predators (AFL), 2007

Stumpy Thomason (B)

Brooklyn, 1930-35
Philadelphia Eagles, 1935-36

Andy Tidwell-Neal (C)

New York Giants, 2005

Leo Tierney (C)

Cleveland Browns, 1978
New York Giants, 1978

Calvin Tigger (LB)

Tampa Bay Buccaneers, 1991-93

Travares Tillman (DB)

Buffalo Bills, 2000-02
Houston Texans, 2003
Carolina Panthers, 2003-04
Miami Dolphins, 2005-08

Mike Travis (DB)

San Diego Chargers, 1986

Jeff Urcyk (G)

Seattle Seahawks, 1976

Ben Utt (G)

Colts, 1982-89

Carl Vereen (T)

Green Bay Packers, 1957

Vance Walker (DT)

Atlanta Falcons, 2009

Kyle Wallace (T)

New York Giants, 2005

Dean Waters (C)

Kansas City Chiefs, 1984

Gordon Watkins (T)

Minneapolis, 1930
Frankford, 1930

Brooklyn, 1931**Kerry Watkins (WR)**

Detroit Lions, 2003
Montreal (CFL), 2004-08

Dave Watson (G)

Boston Patriots, 1963-64

Philip Wheeler (LB)

Indianapolis Colts, 2008-09

Ken Whisenhunt (TE)

Atlanta Falcons, 1985-88
Wash. Redskins, 1989-91
N.Y. Jets, 1991-93

Dez White (WR)

Chicago Bears, 2000-03
Atlanta Falcons, 2004-05

Charles Wiley (RB)

Chicago (XFL), 2001

Rodney Wilkerson (ILB)

Miami Dolphins, 1995

Reggie Wilkes (LB)

Philadelphia Eagles, 1978-85
Atlanta Falcons, 1986-89

Gary Wilkins (TE)

Dallas Cowboys, 1985
Buffalo Bills, 1986-87
Atlanta Falcons, 1988-91
Washington Redskins, 1992

Gerris Wilkinson (LB)

N.Y. Giants, 2006-09

C.J. Williams (RB)

Arizona Cardinals, 1997
Edmonton (CFL), 1998

Clyde Williams (T)

Philadelphia Eagles, 1935

Darius Williams (TE)

New York Giants, 2005
St. Louis Rams, 2005
Detroit Lions, 2006
Amsterdam (NFL), 2007

Ike Williams (HB)

Staten Island, 1929

Jerrelle Williams (ILB)

San Diego Chargers, 1992

Marlon Williams (OLB)

Baltimore (CFL), 1995

Rodney Williams (P)

St. Louis Rams, 1999
Rhein (NFL), 2000
Washington Redskins, 2000
New York Giants, 2001-02
Seattle Seahawks, 2003
Kansas City Chiefs, 2004

Ed Wilton (E)

Pottsville, 1926



Halls Of Fame

NATIONAL FOOTBALL FOUNDATION HALL OF FAME

Name	Year Elected	At Tech
William A. Alexander, Coach	1951	1920-1944
Maxie Baughan, Center	1988	1957-1959
Ray Beck, Guard	1997	1949-1951
Bobby Davis, Tackle	1978	1945-1947
Bobby Dodd, Coach	1993*	1945-1966
Bill Fincher, End-Tackle	1974	1918-1921
Buck Flowers, Halfback	1955	1918-1921
George Gardner, College Football Official		1933-1948
Bobby Gaston, College Football Official	1996	1943
Joe Guyon, Halfback-Tackle	1971	1917-1918
John W. Heisman, Coach	1954	1904-1919
George Morris, Linebacker	1981	1950-1952
Larry Morris, Center-Linebacker	1992	1951-1954
Randy Rhino, Defensive Back	2002	1972-1974
Peter Pund, Center	1963	1926-1928
Everett Strupper, Halfback	1972	1915-1917
Pat Swilling, Defensive End	2009	1982-1985

* Elected as a player in 1959



BOBBY DODD

Georgia Tech Head Coach 1945-1966

Georgia Tech's legendary coach was inducted posthumously into the College Football Hall of Fame in December of 1993. Also in the Hall of Fame for his playing career at Tennessee, Dodd and Amos Alonzo Stagg are the only inductees enshrined as both player and coach.

HELMS FOUNDATION FOUNDATION HALL OF FAME

Name	At Tech
John W. Heisman, Coach	1904-1919
William A. Alexander, Coach	1920-1944
Bobby Dodd, Coach	1945-1966
Ned West, Sports Information Director	1952-1976
Walker Carpenter, Tackle	1915-1917
Everett Strupper, Halfback	1915-1917
Bill Fincher, End-Tackle	1918-1920
Don Stephenson, Center	1955-1957

GEORGIA TECH SPORTS HALL OF FAME

PLAYERS

Name, Pos., Last Yr,	Yr Inducted
Taz Anderson, E, 1960*	1982
D.I. "Red" Barron, HB, 1922*	1959
Maxie Baughan, C, 1959*	1985
Ray Beck, G, 1951*	1956
Don Bessillieu, DB, 1978	1986
W.J. Blane, LB, 1966	1991
Bob Bossons, C, 1950	1968
Dinky Bowen, HB, 1949	1974
Jim Breland, C, 1967	1978
George Brodnax, E, 1949*	1964
Keith Brooking, LB, 1997	2007
Franklin Brooks, G, 1957	1970
J.L. Brooks, G, 1939	1975
Lob Brown, T-E, 1905	1966
Pete Brown, C, 1952*	1974
Frank Broyles, QB-HB, 1946*	1960
Gerry Bussell, DB, 1964	1986
Walker Carpenter, T, 1918	1965
Clint Castleberry, HB, 1942*	1956
N.M. "Hawk" Cavette, G-P, 1941	1972
Jack Chivington, C, 1939	1977
Lewis "Automobile" Clark, FB, 1905	1961
Willie Clay, CB, 1991	2002
Marco Coleman, DE, 1991	2001
Tom Coleman, Jr., T, 1949	2001
Darrell Crawford, QB, 1953	1975
Brent Cunningham, HB, 1971	1982
Bill Curry, C, 1964*	1969
Bobby Davis, T, 1947*	1956
J.W. "Twenty Percent" Davis, FB, 1909	1958
Oscar Davis, G, 1922	1964
Ted Davis, E, 1963	1980
John Davis, T, 1986	1991
W.A. "Wink" Davis, HB, 1933	1986
A.M. "Bum" Day, C, 1918	1984
Craig Day, E, 1905	1962
John Dewberry, QB, 1985	1992
Raleigh Drennon, G, 1929	1975
Paul Duke, C, 1946*	1963
Bill Eastman, DB, 1967	1985
Allen Ecker, G, 1957	1978
Howard Ector, FB-QB, 1939	1960
Pete Ferris, E, 1951	1980
K.J. "Woody" Fielder, HB, 1914	1961
Bill Fincher, E-T, 1920*	1956
Middleton FitzSimmons, G, 1937	1974
Buck Flowers, HB, 1920*	1956

Name, Pos., Last Yr,	Yr Inducted
Jeff Ford, DB, 1971	1983
George Gardner, E, 1925*	1965
Smyley Gebhart, E, 1971	1980
Roy Goree, E, 1912	1976
Johnny Gresham, HB, 1965	1978
Rufus Guthrie, G, 1963*	1971
Joe Guyon, HB, 1918*	1956
Henry Hair, E, 1954	1975
Leon Hardeman, HB, 1953*	1961
Harvey Hardy, G, 1943	1968
Judy Harlan, FB, 1921	1960
Joe Harris, LB, 1974	2000
Bill Healy, G, 1949*	1956
Bunky Henry, K, 1966	1984
Sam Hensley, E, 1954	1971
Harrison Hightower, HB, 1909	1970
Albert Hill, QB, 1917	1966
Drew Hill, WR, 1978	1998
Kent Hill, WR, 1978 *	2006
John Hunsinger, RB, 1954	1996
Riccardo Ingram, FS, 1987	1995
Bob Ison, E, 1940	1956
Eddie Lee Ivory, HB, 1978	1983
Ed Jones, E, 1937	1971
Tom Jones, E, 1931	1975
Bill Jordan, E, 1938	1956
Jimmy Jordan, HB, 1949	1971
Mike Kelley, QB, 1981	1991
Kim King, QB, 1968*	1978
M.J. "Dutch" Konemann, HB, 1936	1969
Robert Lavette, RB, 1984	1990
C.D. LeBey, G, 1921	1979
Al Loeb, C, 1914	1959
Billy Lothridge, QB, 1963*	1969
David Lutz, OL, 1982	2003
Vance Maree, T, 1931	1971
Billy Martin, E, 1964	1969
Buck Martin, E, 1953	1970
George Mathews, HB, 1947*	1973
Jerry Mays, RB, 1989	1997
Eddie McAshan, QB, 1972	1995
Jack McDonough, QB, 1923	1962
Pat McHugh, HB, 1946	1973
Gus Merkle, E, 1926	1972
Hal Miller, T, 1953*	1964
Wade Mitchell, QB, 1956*	1976
Walter Mitchell, E, 1923	1968
Warner Mizell, HB, 1929	1974

Name, Pos., Last Yr,	Yr Inducted
Bobby Moorhead, DB, 1952	1971
George Morris, C, 1952*	1956
Larry Morris, C, 1954*	1959
Buck Murphy, QB-LB, 1939	1972
Jerry Nabors, E, 1957	1986
H.C. "Monk" Neblett, C, 1932	1974
Ken Owen, FB, 1957	1979
Pat Patterson, T, 1912	1977
James "Red" Patton, 1950	2002
Renso "Rock" Perdoni, T, 1970	1979
George Phillips, C, 1919*	1968
Jack Phillips, FB, 1934	1979
Jerry Priestley, QB, 1965	1982
Eddie Prokop, HB, 1943	1969
H.R. "Peter" Pund, C, 1928*	1958
Steve Raible, WR/TE, 1975	2004
Randy Rhino, DB, 1974*	1981
L.W. "Chip" Robert, HB, 1908*	1959
Jimmy Robinson, E, 1974	1981
Franklin "Pepper" Rodgers, QB, 1953*	1970
Ted Roof, LB, 1985	1998
Paul Rotenberry, HB, 1956	1962
Lucius Sanford, LB, 1977	1985
Billy Shaw, T, 1960*	1979
Billy Shields, T, 1974	1985
John Sias, E, 1968	1982
David Sims, HB, 1976	1984
Scott Sisson, PK, 1992	2003
Fletcher Sims, HB, 1937	1968
Jim Slocum, E, 1933	1979
George Smith, E, 1938	1979
Lenny Snow, HB, 1967	1976
Lum Snyder, T, 1952	1968
Jimmy Southard, QB, 1949	1994
Frank Speer, T, 1930	1971
Tommy Spence, FB, 1917	1976
Larry Stallings, T, 1962	1979
Albert Staton, E-T, 1922*	1963
John Staton, E, 1924	1965
John Steber, G, 1946	1975
Don Stephenson, C, 1957*	1966
Everett "Strup" Strupper, HB, 1917*	1956
Ken Swilling, FS, 1991	2001
Pat Swilling, DE, 1985 *	1991
Bill Teas, HB, 1954	1963
Mack Tharpe, T, 1926	1961
Bob Tharpe, T, 1934	1966
J.G. "Stumpy" Thomason, HB, 1928	1958

Name, Pos., Last Yr,	Yr Inducted
Jesse Thrash, T, 1903	1962
Phil Tinsley, E, 1946	1970
Glenn Turner, FB, 1953	1977
Orville Vereen, G, 1955	1977
Reggie Wilkes, DE, 1977	1989
Dave Watson, G, 1963	1980
Lamar Wheat, T, 1953	1968
Pee Wee Williams, T, 1934	na
Dr. Sid Williams, 1951	1999
Charlie Wood, T, 1940	1973
Doug Wycoff, FB, 1925*	1956

COACHES

Gen. Leonard Wood, 1893-1894	1964
John W. Heisman, 1904-1919*	1964
William A. Alexander, 1920-1944*	1963
R.L. "Bobby" Dodd, 1945-1966*	1967
Bobby Ross, 1987-1991	2007

SPORTS MEDICINE

H.L. "Buck" Andel, 1948-68 (trainer)	1968
Dr. Aaron King (dentist)	2004

STUDENT MANAGERS

Frank Peebles, 1949	1979
Ted Arno, 1948	1982
L. Massey Clarkson, Jr., 1949	1979
Charles E. Reeves, 1959	1981
Hiram C. Allen III, 1951	1985
Gus Georgetown, 1985	2006

STUDENT TRAINERS

John Van Houten, 1959	1979
Sam F. "Bo" Burke, Jr., 1968	1984
Edward P. West, Jr., 1972	1986
Charles R. LaVallee, 1968	1986
Tommy Roberts, 1980	1990

SPORTS INFORMATION

Ned West, 1952-1976	1976
---------------------	------

HONORARY

Al Ciraldo, "Voice of the Rambling Wreck"	
---	--

*Member of State of Georgia Sports Hall of Fame



All-Time Letterwinners

A	
Adams, Albert (m)	1930
Adams, B.R.	1918
Adams, H.H.	1937
Adams, J.Q.	1932
Adams, John D.	1966-67-68
Aderhold, Robert.	1938-39-40
Akins, Marion.	1950
Albanese, Brian.	2000
Albright, J.G.	1923
Aldredge, Steven Scott.	1989-90
Alexander, J.C.	1913-14-15-16
Alexander, William A.	1911-12
Allen, David B.	1979-80-81
Allen, Ernal K.	1964-65
Allen, H.T.	1918
Allen, John (m)	1990
Allen, Kikie (m)	1950
Allen, Proctor M.	1971-72
Allen, Rudolph C.	1974-75
Allen, T.R.	1938
Allen, Ty (m)	1990-91-92-93
Allen, William C.	1990
Allison, Robert B.	1979-81
Allvine, Douglas W.	1989
Almond, Stephen E.	1965-67
Ambrose, Kyle	1984-85-86
Amis, T.B.	1919-20-21
Anderson, Ben	2007-08
Anderson, Chandler	2008
Anderson, Edwin B., Jr.	1968
Anderson, J.C.	1947-48-49
Anderson, Jim	1982-83-84-85
Anderson, L.F.	1937-38
Anderson, Mark H.	1974
Anderson, Ormand G.	1954-55-56
Anderson, R.E.	1938
Anderson, T.G.	1940-41-42
Anderson, T.L., Jr.	1957-59-60(c)
Anderson, Warren (t)	1978-79-83
Andrews, Robert Boyd.	1991-92-93-94
Andrzejewski, Alan Conrad.	1998-99
Angley, Tom.	1925-26
Anoa'i, Leati Joseph.	2003-04-05-06(c)
Anyable, Elins.	2005-06-07-08
Anyansi, Tabugbo.	2001-02-03-04
Appley, H.H.	1935-36-37
Armentrout.	1922
Arnall, H.C. (m)	1918
Arndt, Benjamin F.	2004-05
Arnett, James E.	1972
Arno, Teddy (m)	1947-48
Arrington, Art (m)	1981-82-83-84
Arthur, H.B.	1939-40
Asbury, J.L. (m)	1920
Ashley, Mitch.	1980
Ashmon, Shannon.	1999-00
Ashmore, Frederick M.	1965-66-67
Askew, Leon C.	1955-56-57
Asti, Erica (m)	1989-90
Atkinson, J.E.	1943
Atkinson, Michael (t)	1993
Aton, B.B.	1945
Auer, Joseph.	1961-62-63
Austin, David F.	1963-64
Austin, Michael B.	1952
Avers, Elaine R. (m)	1975-76-77-78
Avery (m)	1935
Ayres, Asher.	1908


B	
Bagwell, Gary D.	1955
Bahin, Jim (m)	1990
Baltes, Elbert L. (m)	1954
Baker, Jeffrey L.	1971
Baldwin, J.S. (m)	1908
Balkcom, Thomas T.	1988-89-90
Ball, Reggie L.	2003-04-05-06(c)
Ballard, Thomas R.	1962-63-64
Balogun, Kamal.	1995-96
Banks, William O.	1951-52
Barber, David C.	1965-66-67(c)
Barber, Henry J.	1962-63
Barber, Stephen (m)	1987-88-89-90-91
Barkley, Bobbie L.	1978
Barksdale, Michele (m)	1995-96-97-98

99	
Barnes, Anthony	2007-08
Barnes, Karl W.	1972
Barnwell.	1915
Barr, Robert H.	1970-71
Barrett, Tyler	2007-08
Barrick, Austin	2007-08
Barron, Carter.	1924-25-26
Barron, D.I.	1918-19-20-21-22(c)
Barron, G.W.	1945
Barron, L.F.	1930-31-32
Barron, Scott.	1988-89
Barron, Tommy K.	1979-80-81-82
Bartlett, J.S.	1938-39
Basquin, Brett C.	1998-99-00
Bates, C.R.	1940
Battle, John M.	1963-64-65(c)
Battle, Erron Kevin.	1989-90-91-92(c)
Baughan, Maxie.	1957-58-59(c)
Baum, Phillip.	1955, 58
Baumgartner, Chris (m)	1996-97-98-99
Baxter, Bryan K.	1990-91-92-93
Baynham, Grant A.	1993-94-95-96
Baynham, Gordon C.	1964-65-66
Bazemore, Curtis W.	1974-75
Bazemore, Preston (t)	1986
Beall, F.R.	1942-43-46
Beard, P.E.	1913-14-15
Beard, R.A.	1934-36
Beard, W.R.	1939
Bearden, Charles E.	1985-86-87-88(c)
Beasley, James E.	1958-59
Beavers, David S.	1969-70-71
Beavers, Scott T.	1986-87-88-89
Beavin, Thomas D.	1969-70-71
Beck, Ray M.	1949-50-51
Beck, Thomas M.	1971-72
Bedford, Sean	2007-08
Beers, R.E.	1938-39-40
Belcher, Julie P.	2004
Bellflower, Bradley (m)	1990-91-92-93
Bell, David.	1984-85-86
Bell, J.R.	1943
Bell, Jeb (m)	1974
Bell, John L.	1966
Bell, R.S.	1915-16-17
Bell, Travis A.	2004-05-06-07
Bell, William.	1989-90-92-93
Bellamy, Eric J.	1989-90
Bender, Greg (m)	1986-87-88-89
Bender, Jason B.	1991-92-93-94(c)
Bennett, Benjamin (m)	1957-58
Bennett, John C.	2000-01
Bennett, Milford H.	1951-52
Bennett, Richard D.	1978
Bennett, Taylor J.	2005-06-07
Benson, James E.	1957
Bentley, Clarence F.	1981
Bercegeay, Julie (m)	1981-82-83-84
Besirevic, Salih.	2002-04-05
Bessillieu, Donald A.	1975-76-77-78
Bethea, L.A.	1947-48-49-50
Betters, Fred D.	1973
Betts, Charles H. (m)	1964-65
Bevier, Scott H.	1972-73-74
Biddle, William M.	1960-61
Bilbo, Damarious D.	2002-03-04-05
Billingslea, Eric E.	1991-92-93-94
Bills, J.T.	1946-47
Billy, Omar.	2002-03-04-05
Black, D.C.	1911
Blackwell, Ceylon B.	1965
Blackwood, Glenn Jacob.	2006-07-08
Blair, Scott	2007-08
Blake, J.A.	1945
Blane, W.J.	1964-65-66
Blanton, Michael J.	1975-76-77-78
Blaizetti, Tony.	1982
Blazek, Peter J.	1981-83-84
Bleick, Thomas W.	1963-64-65
Bloodworth, Charles H.	1974
Bogde, Doug.	1980
Boldin, Carl.	1976-77
Bonifay, Cameron H.	1971-72-73
Bonifay, Kenneth B.	1964-66-67
Bonnewell, Sheldon E.	1971
Booker, Calvin.	2007-08
Booker, Donte M.	1996-97-98-99
Boone, Harry A.	1959-60-61
Boozar, David R.	1960

Bormolini, John.	1975
Borum, Vernon L.	1922
Bosch, J.W.	1939-40-41
Bossons, R.R.	1947-48-49-50
Bostic, Jason D.	1995-96-97-98
Boulware, H.B.	1934
Boulware, Raleigh J.	1992-93-94
Bounds, Kenneth E.	1968-69
Bourgeois, Gavin.	2003
Bourne, W.B.	1943
Bourne, William B.	1970-71-72 (c)
Bourne, Matthew M.	1993-94-95
Bowen, Allen.	1944-46-47-48
Bowen, J.L.	1944-45-46-47
Bowen, Robert C.	1974-75-76
Bowen, Shane A.	2006-07-08
Bowen, Sheppard A.	1976
Bowen, Tami (m)	1980-81
Bowley, Paul R.	1971-72-73
Bowman, Paul D.	1990
Boyd, A.M.	1934
Boyd, Mark.	1991
Bracken, Samuel R.	1981-84-85
Bradack, D.D.	1946-47-48
Bradford, Jack C.	1943
Bradford, Patrick.	1994-95-96-97
Bradford, Robert R.	1972-73
Bradley, Mark S.	1978-79-80-81 (c)
Bradley, Michael D.	1967-68-69
Brady, C.C.	1932
Braman, Matthew A.	2006-07-08
Bramlett, Jocelyn (m)	1995-96-97-98
Brannon, Charles N.	1951-52-53
Brannon, Drew.	2007
Brantley, James R.	1957
Braseltton, Freddie G.	1957-58-59
Braswell, Jeff (t)	1982-84
Bravy, Brian R.	1991-92-93-94
Breece, Donald C.	1975-76
Breland, James E.	1965-66(c)
Brenner, Dale F. (m)	1966
Brewer, John M.	1925-26
Brewster, J.D.	1921-22
Brezina, Bradford P.	2003-04
Bridge, Robert S.	1972-73
Bridges, Lekeldrick.	2002
Briggs, Herbert A. (m)	1963-64-65-66
Brigman, William H.	1952-53-54
Brittain, J.F.	1934-35
Broach, R.A. (m)	1942-43
Brodnax, G.H.	1945-46-47-48(c)
Brooke, J.O.	1928-29-30
Brooking, Keith H.	1994-95-96-97(c)
Brooks, Christopher P.	1990-91
Brooks, Durant S.	2006-07
Brooks, Franklin D.	1952-53-54-55
Brooks, J.L.	1937-38
Broome, Timothy C.	1969-70
Brown, Adam (t)	1998-00
Brown, Ather.	2000-01-02-03
Brown, Charles H.	1949-50
Brown, Christopher D.	1997-98-99-00(c)
Brown, David.	2007-08
Brown, Gary L.	1992-93
Brown, Harper L.	1975-76
Brown, J.C.	1907
Brown, J.E.	1943-46-47-48
Brown, James A.	1965-66-67
Brown, Mandy (t)	1986
Brown, Michael D.	1992
Brown, Neil N. (m)	1959-60
Brown, Robert P.	2004
Brown, Samuel.	1979-80-81-82
Brown, Samuel.	1950-51-52
Brown, Timothy L.	1999-00-01
Brownlee, Kevin.	1982-83
Broyles, J.F.	1943-44-46
Bruce, Stephen B.	1972-73
Brunderman, Robert J.	1974-75-76
Brumberg, Sara (t)	1997-98
Brumby, C.R.	1929
Bryan, William A.	1974-75
Bryant, C. Matthew.	1979-80-81
Bryant, V.G.	1914-15
Buchanan, C.	1907-08
Buchner, Marc E. (m)	1974-75
Buckley, Grant (t)	1981-82-83
Bullard, R.G.	1926
Burch, Gerald T.	1958-59-60(c)
Burdell, George P.	1928-29-30

Burke, Al (t)	1987
Burke, Damian.	1982-83-84-85
Bosch, Greg (t)	1986-87
Burke, Sam F. "Bo" (t)	1965-66-67-68
Burke, Samuel W.	1964-65-66(c)
Burkholder, Gary L.	1963-64-65
Burks, Jason L.	1997-98-99
Burks, Willie L.	1986-87-88-89
Burnett, Daniel R.	2002-03
Burnett, Morgan	2007-08
Burns, Joe F.	1998-99-00-01
Burns, Justin R.	1975-76-77
Burroughs, C.E.	1940-41
Burt, A.M.	1909-10
Burton, Nathan I.	2001-02-03-04
Burton, Richard E. (t)	1968-69-70
Busbin, W.E.	1945-46-47
Bussell, Gerald W.	1962-63-64
Butler, James O.	2001-02-03-04(c)
Butler, Mario	2007-08
Bynum, H.W.	1938

Cavan, Harry J.	1964
Caviness, Bryan (t)	1988
Caviness, George (t)	1986-87-88-89
Cavette, N.M.	1938-39-40(c)
Cawthon, Vally H.	1979-80-81-82
Celaj, Kujtim "Ken"	1994-95-96-97(c)
Chadwick, Leon.	1979-80
Chambers, John Bradley.	1996-97-98
Chambers, Travis J.	2005, 08
Chambers, W.J.	1943-44
Chamblin, Gerald.	1986-87-88
Chance, P.M.	1935-36
Chancey, James E.	1960-61-62
Chapman, J.G.	1908
Chapman, Joseph R.	1961-62-63
Chapman, Thomas A.	1967-68-69
Cheever, Michael J.	1992-93-94-95(c)
Cheney, Charles E.	1969-70
Cherry, B.T.	1930-31-32
Chisholm, Donalhan.	1981-82-83-84
Chivington, J.L.	1936-37-38(c)
Choice, Tashard.	2005-06-07
Christensen, Scott (t)	1986-87-88
Christy, Frank J.	1953-54-55-56
Chubbs, William.	1989-90-91
Churchill, D.N.	1914
Clare, Ben (m)	1998-99-00
Clark, Anthony (Tony)	2006-07-08
Clark, Jack L.	1964
Clark, Jamara.	1998-99-00
Clark, Patrick.	2005-06-07
Clarkson, Massey (m)	1947-48-49
Claxton, Ira St. Clair.	2000
Clay, J.P.	1939
Clay, R.A.	1914
Clay, Willie J.	1988-89-90-91(c)
Claybrooks, Felipe A.	1997-98-99-00(c)
Claytor, Nick	2008
Cleland, Beau.	2001-02
Clements, Jimmy.	1993-94-95-96
Clifford, Harold C.	1966
Clingan, L.H.	1931
Clingan, Larry E.	1959
Clinkscale, Gordon F.	2002
Clyburn, R.B.	2008
Cobb, F.R.	1918-19
Cobb, Joe E.	1948-49-50
Cochran, William S.	1955
Coger, Frederick L.	1992-93-94
Coker, Donald R.	1960
Colbert, Freeman D.	1975-76-77(c)
Colbert, W.D.	1944
Colcord.	1917
Cole, David (m)	1954-55-56
Cole, Robert T.	1963
Coleman, J.T.	1946-47-48-49(c)
Coleman, James P.	1973-74-75
Coleman, Marco D.	1989-90-91
Coleman, Marcus J.	1990-91-92-93
Coleman, W.C.	1909-10-11
Coley, Mike (t)	1983-84
Coley, Pam (t)	1986
Colley, C.S.	1912
Collier, Cory.	1983-84-85-86
Collins, Cory.	1999-00-01-02
Collins, E.R.	1935-36-37
Collins, John P.	1966-67-68
Colquitt, Carey D.	1980-81
Colvin, Joseph T.	1963-64-65
Colvin, S.C.	1929-30
Conner, Dave (t)	1984-85-86
Conard, Chris.	1986
Cone, Ronny L.	1979-80-81-83
Connally, Vaughn.	1924-25
Connell.	1922
Conniff, Jack (m)	1931
Cook, H.	1909-10-11-12-13(c)
Cooksey, Douglas A.	1974
Cooksey, Robert T.	1978-79
Cooper, George F.	2004-05-06
Cooper, G.F.	1925
Cooper, Douglas A.	1961-62-63
Copeland, Charles W.	1972
Copeland, Steve E.	1962-64-65
Cord, Robert T.	1973
Cordrey, Peter D.	1969-70-71
Corhen, Bryan N.	1997-98-99-00
Corker, Newman (m)	1930
Costello, Glenn S.	1970-71-72
Covington, Thomas P.	1988-89-90-91



Ray Beck


C	
Cabrel, Francis G.	1978-79-80
Cain, J.T.	1930-31-32
Caldwell, Jerry R.	1995-96-97-98(c)
Caldwell, Robert S.	1960-61-62
Callan, John P.	1969-70-71
Cameron, Delaunta L.	1995-96-97-98
Carmack, Clayton L.	1958
Camp, Brian J.	2001-02-03
Camp, Larry B.	1963
Campagna, Richard C.	1975
Campbell, Antoine (t)	1999-00-01
Campbell, Dean W.	1973
Campbell, Douglas A.	1972-73
Campbell, L. Kelly.	1998-99-00-01
Campbell, Randall W.	1971
Carden, Gary M.	1970



178 ■ 2009 GEORGIA TECH FOOTBALL FULL STEAM AHEAD



ALL-TIME LETTERWINNERS



Tony Hollings

Cox, Jack T.1975
Cox, Jamal K.1991-92-93-94(c)
Cox, Jonathan B.2000-01-02
Cox, Lucas2008
Cox, Michael L.2004-05-06-07
Cox, Orion V.1988-89-90
Crawford, Elbert D.1949-50-51
Crawford, Steven G.1973-74-75
Crenshaw, F. Jermaine2000
Crockett, L.D.1938
Crockett, Willis R.1985-86-87-88
Crowe, David (t)1990-94
Crowley, E.J.1925-26-27(c)
Crowley, Thomas L.1974-75
Crum, Richard M.1962
Culton, John B.1966-67-68
Cummings, R.H.1943
Cundy, Christine (t)1998
Cunningham, Douglas Brent 1969-70-71
Corley, Robert E.1974-75-76
Curry, Nathaniel T.2000-02-03-04(c)
Curry, Shane1986
Curry, Terence W.1986-88
Curry, William A.1962-63-64(c)
Cushing, Glenn1936-37-38
Cushman, H.W.1913-14
Cutting, Michael D.1975-77

D

Daffer, Terrell E.1971-72-73
Dale, Thomas D.1966-67-68
Daniel, J.E.1943-44
Daniel, Stephen E.1973-74
Daniel, Thomas D.1977-78-79(c)
Daniels, Conrad M.1996-98
Daniels, Prince A.2002-03-04-05(c)
Darby, Bobby (m)1983
Darby, Mike1982
Daugherty, Ben T.1952-53-54
Davenport, Steven D.1985-86-87-88
Davis A.1923
Davis, Danish1978
Davis, David H.1951-52-53
Davis, Dennis L.2001-02-03-04-05
Davis, Donald L., Jr.1993-94-95(c)
Davis, Ellis B. (m)1941
Davis, Forrest D.1969
Davis, Jason2007
Davis, John H.1983-84-85-86
Davis, J.R.1907-08
Davis, John J.1962-64
Davis, Marcus A.1959
Davis, Michael E.1992
Davis, O.G.1918-19-20-21-22
Davis, R.T.1944-45-46-47(c)
Davis, Richard K.1961-62-63
Davis, Tyler2007
Davis, V.L.1918-19
Davis, Wingfield A.1960-61
Davis, W.A.1931-32-33
Day, A.M.1918
Day, Curley R.1989-90-91-92
Daykin, Anthony A.1974-75-76(c)
Daykin, Richard1976-77-78
Dean, Allen N. (m)1961-62
Dean, David1984
Dean, Doug.1987
Dean, Norris C.1932-33-34
DeBardelaben, Stephen L.1968-69
Dee, Michael E.1993-94-95-96
Deeds, Derrick1981
Deese, Marion D.1957-58-59
de la Guardia, Mario1980
Delany, Joe H.1956-57-58
Denney, Walter C.1965-66-67
Denny, Donald L.1957
DeVaughn, M.S.1927
Dewberry, John1983-84-85
Dickey, Allison (m)1996-97-98
Dickinson, Jon (m)1983-84-85-86
DiPace, Max2002
Dixon, Jimmy2001-02-03-04
Dobyns, Robert B.1961
Dodd, R.O.1940-41-42
Dodd, Walter O.1956
Dollar, Charles R.1990
Dornbach, R.D.1944
Donley, D.J.2007
Dorough, J.H.1943-44
Dorsey, Nathaniel W.2001-02-03
Douglas, Carl E.1969
Douglas, John F.1966

Douglas, Tracy (m)1998-99-00
Dover, Robert L.1956-57
Dowling, J.H.1917-19
Doyal, R.L.1919-20
Doyal, R.L., Jr.1945-47-48-49
Drennon, R.E.1926-27-28
Dripps, Charles S.1974
DuBard, W.H.1910
Duckworth, Randy A.1969-70-71
Dudish, Andrew C.1969
Dudley, Derrick M.1999
Duke, P.A.1944-45-46
Dukes, Jimmy Jason1992-93-94-95
Duncan1915
Duncan, Curtis D.1992
Duncan, Johnny W.1968-69
Dunlap, Christopher D.2003-04-05-06
Dunlap, E.O.1928-29-30(c)
Dunmon, Lawrence D. "Trey"2006-07
Dunn, Duncan, F.1965
Dunwoody, H.R.1916
Durant, R.J.1927-28
Durdan, Wanda (t)1989
Durham, James L.1952-53-54
Dwyer, Jonathan2007-08
Dyett, Marvin B.1978-80-81-82
Dyke, Daniel R.1999-00-01-02
Dyke, H.E.1939-40-41
Dykes, Bryce2008

E

Earls, Correy2007-08
Eastburn, Reid P.1992
Eastman, William P.1965-66-67
Easley, Chuck1983-84-85
Eaves, S.P.1940
Echols, Berwin C.1999
Ecker, Harry A.1954-55-56
Eckford, Enroll (m)1923
Economos, Andrew J.2002-03-04
Ector, W.H.1937-38-39
Edge, Arthur B.1952
Edwards, Christopher B. 1996-97-98-99
Edmunds, George R.1965-66-67(c)
Edwards, Darrell1987
Edwards, G.L.1936-37
Edwards, J.E.1941
Edwards, Kenneth M.1965
Edwards, Howard T.J.1988-89-90
Edwards, Mario2008
Edwards, W.H.1928-29-30
Egguniwe, Anthony2008
Elders, William E.1961
Eldredge, D.C.1941-42
Ellerbe, Terry E.1972-73-74
Elliott1925
Elliott, Bruce E.1971-72-74
Elliott, Thomas1965-66-67
Ellis, Carl S.1976-77
Ellis, Marion D.1954-55-56
Ellis, William C.1965
Elmer, E.E.1909-10-11
Elrod, Ronald H.1965
Emerson, C.L.1908
Emerson, Richard L.1963-64
Engel, Curtis S.1970-71-72
Enzweiler, Ronald J.1970-71
Erickson, Harold J.1959-60-61
Erickson, Kristen (t)1993-94-95-96
Escoe, Kenneth D.1981-83
Etheridge, Matthew T.2000-01-02
Etheridge, Robert G.1979-80-81-82
Eubank, Kim (m)1987-88-89
Eubanks, Bobby Joe1955
Eubanks, R.W.1933-34-35(c)
Eubanks, Timothy E.1967-68
Evans, Jamaal2006-07
Evans, Larry (m)1999-00
Evans, Tyler2006-07
Evatt, Richard I.1968-69-70
Everett, Charles B.1960
Everhart, Clayton W.1971-72
Ewing, Tim1988-89
Ezell, C.S.1929-30-31
Eziemefie, Ajenavi C.2002-03-04-05

F

Fair1925
Faist, H.A.1928-29
Faith, Joseph W.1967-68-69
Farmer, I.L.1930

Farnsworth, W.B.1921-23-24
Farr, Clay (t)1992-93-94-95
Farner, Danny F. (m)1968
Farrington, William E.1961-62-63
Faucett, Floyd S.1957-58-59(c)
Faulk, Waydon D.1963-64
Faulkenberry, David L.1975-76
Faulkner, A.J.1942-43
Faulkner, Gary A.1971-72
Faulkner, Mike (t)1980-81-82
Ferguson, Edwin L.1996
Ferguson, Nicholas A.1995
Ferns, Henry A.1949-50-51
Ferst, F.W.1918-19-20-21
Fiebelkorn, Thomas M.1965
Fielder, K.J.1912-13-14-15(c)
Fields, Mark B.1971-72-73
Fincher, J.T.1921
Fincher, S.W.1929-30-31
Fincher, W.E.1916-17-18-19-20(c)
Findlay, Mark Garren2003
Finley, Arley D.1957
Fischer, Bruce A.1963-64
Fisher, Zach2008
Fitzgerald, C.W.1927-28-29
Fitzsimons, A.F.1907
Fitzsimons, J.M.1934-35-36(c)
Flanagan, D.1947-48-50
Flatau, Arthur1975
Fleetwood, C.G.1922-23
Fleming, Louis S.1974
Flowers, A.R.1918-19-20-21(c)
Flowers, Kim (m)1983-85-86-87-88
Flowers, Lethon III1991-92-93-94
Flowers, M.J.1930-31
Flowers, Stanley M.1955-56-57
Flowers, William C.1968-69-70
Floyd, Charles R.1976-77
Folkner, Andrew2007-08
Fonts, Eladio L.1957
Ford, Doug (m)1983-85-86-87
Ford, Gregory N.1981-82
Ford, Jeffrey S.1969-70-71
Ford, Sidney B., Jr.2000-01-02
Foret, Russell A.1959-60-61
Forrester, Wallace1924-25
Fortier, Edmund A.1979-81-82
Fortier, Michael E.1964-65-66
Fortune, Elliott D.1992-93-94
Foschi, John Paul M. 2000-01-02-03(c)
Foscoe, C. (m)1944
Foster, Dave (m)1979-80-81-82-83
Foster, John D.1965-66
Foster, Stephen F.1968-69-70
Fox, Gary (t)1973-74-75
Fox, Keyaron J.2000-01-02-03
Fox, Sheldon J.1978-79-80
Foy, William S.1973
Foyle, R.A. (m)1945
Frakes, David H.1994-95-96-97
Frederick, Kyle W.1990-91
Freeman, Russell W.1989-90-91
Frey, Roger A.1952-53
Friday, Raymond J.1978-79
Frierson, Martin2006-07-08
Friscia, Joe (m)1953
Fritzell, Everett E.1949-50
Fry, Erick J.1989-90-91-92
Fry, F.E.1933
Frye, C.A.1921-22-23
Fulcher, Sim B.1957-59
Fulcher, William M.1953-54-55
Furchgott, M.H.1943-44
Furlow, T.M.1937-38

G

Gaines, H.D.1944-45-46
Gaiver, W.E.1919-20
Gallagher, James J.1988-89-90-91
Galloway, C.M.1931-32-33
Gann, Stanley V.1960-61-62
Gardner, Andrew J.2005-06-07-08 (c)
Gardner, Ellis P.1979-80-81-82
Gardner, G.C.1922-23-24(c)
Gardner, Richard W.1968-69-70
Garrett, James W.1975-76
Gariety, Tony L.1990
Garner, Robert D.1993-94-95
Garside, Troy R.2006-07-08
Gast, Darrell1983-86-87
Gaston, Joe L.1971-72
Gaston, Joseph H.2003-04-05-07
Gaston, R.W.1943

Gathers, Gregory A.1999-00-01-02
Gause, Andrew Loyall2005
Gebhart, Smylie L.1969-70-71
Geertgens, Paul (m)1989-90-91-92
Geiger, Josh (m)1999-00
George, Anthony (m)1984-85-86-87
George, Vincent B.1979-80-81-82
Georgetown, Gus (m)1972
.....1978-79-80-81-82-83-84-85
Geren, Preston, M.1972
Gerhardt, Alfonso W.1965-66-67
Germany, Charles (m)1972
Gibbs, Wesley W.1956-57
Gibney, Richard B.1972-73-74-75(c)
Gibson, E.H.1933-34-35
Gibson, James L.1966
Gibson, W.C.1937-38-39(c)
Giddens, Scott1991
Gilbert, Joseph2008
Gilbreath, George C.1949-50
Gilchrist, Jerry M.1989-90
Gilliam, Venice L. Thomas2002
Gilliland, Robert F.1952
Gilmer, C.L.1938
Givens, Benjamin F.1951-52-53
Glad, Maurice L.1966-68
Glanton, T. Keith1981-82-83-84
Glazier, Weyman A.1955-56
Gleason, W.H. (m)1946
Glendenning, L.B.1935
Glenn, Jack1931
Glenn, John1924
Glenn, L.E.1944-45-47-48
Glenn, W. (m)1927
Glisson, Alan A.1965-66
Glover, R.G.1915-16
Glover, William1999-00-01-02
Godsey, George R.1998-99-00-01(c)
Godwin, Walter1924-25
Godwin, Jason1994
Gold, Scott H.1990-91
Golden, R.F. (m)1909-10
Goldsmith, J.W.1930-31-32
Good, Larry V.1966-67-68
Goodier, L.E. (m)1907
Gooding, H.T.1932
Goodroe, Robert S.1958
Gookin, Richard B.1954-55-56
Goolsby, Brent S.1989-90-91-92
Goree, A.W.1914-15
Goree, C.P.1939-40
Goree, C.P.1909-10-11
Goshay, Derek B.1989-90-91-92
Goss, Harry1952
Gossage, Tommy L.1953-54-55
Gossage, Walker E.1951-52-53(c)
Gossett, A.H.1945
Gould, Janet (t)1967-88
Grace, Mike1976
Graham Reggie S.1992
Graham, Zolzie S.1970
Granade, Kasey1999
Granger, H.G.1921
Graning, Charles H.1959-60-61(c)
Grant, Lawton E.1951
Grant, Walter B.1953-54-55
Grant, Rashaun A.2004-05-06-07
Graham, John M.1998
Gravelly, Adria (t)1999-00
Graydon, E.D.1929
Green, Jerome A.1956-57-58
Green, Robert Sterling2001
Greer, David L.1974
Greer, Henry C. (m)1965-66
Gregory, Sean A.1998-99-00-01(c)
Gresham, Thomas S.1965-66
Gresham, William J.1962-63-64 (c)
Griffin, Edward D.1961-62
Griffin, J.S.1946-47-48-49
Griffin, Jesse (m)1999-00
Griffin, Sedric2006-07-08
Griggs, Steve (m)1971-72
Grimes, Bill R.1960
Grosz, Esmond A.1967-88
Grubbs, Ronald L.1961
Gubba, Matthew S.1995-96-97-98
Guill, M.F.1916-17-19
Gunter, George S.1968-69-70
Guthrie, Dallas R.1960-61-62
Guyon, J.N.1917-18
Guyton, Gary D.2004-05-06-07
Gwynn, Derek1980-81-82-83
Gwynn, Robert S.1968

H

Hackett, R.W.1935
Haddock, Terry Edmond1963-64-65
Hair, Henry R.1951-53-54
Haley, William T.1978-79
Hall, Andrew S.2000-01
Hall, KaMichael C.2003-04-05-06
Hall, H.E.1923
Hall, Joseph A.1951-52-53
Hall, Robert L.2006-07-08
Hallman, Jay (t)1989
Hamilton, Joseph F.1996-97-98-99(c)
Hamilton, Keena (t)1993-97
Hamilton, Tim (m)1990
Hancock, J.K.1940-41
Hand, Wesley R.1963
Haney, Christopher M.1993-94-96
Hardeman, Windle L.1951-52-53
Harden, Patrick (t)1999-00-01
Harden, Wesley C.1975
Hardie, Gary E.1976-77-78
Hardin, Allen1950-51
Hardison, C. Hugh1951
Hardwick, Joseph W.1968-69-70
Hardy, H.B.1941-42
Hardy, William R.2003
Hargrove, Anthony L.2001-02
Harkey, Stephen D.1968-69-70
Harlan, J.W.1917-19-20-21
Harper, W.Z.1943
Harrington, Mike1982-84
Harris, Ali G.1991-92
Harris, Bobby G.1959
Harris, Ed (m)1927-28
Harris, Fred L. (m)1960
Harris, F.G.1923
Harris, Joseph A.1972-73-74(c)
Harris, Leslie1996-97-98
Harris, Mackel J.1976-77-78-79
Harris, Marcus2007
Harris, William J. (m)1964-65-66-67
Harrison, Anthony1983-84-85-86
Harrison, C.G.1943
Harrison, Danny K.1987-88-89
Harrison, M.E.1947-48-49
Harrison, N.C. (m)1937
Hart, J.W.1930-31-32
Hartley, M. Clayton2000-01-02
Harvin, Charles R.1948-49-50
Harvin, Harry T.1965-66-67
Harwood, James G.1962
Hatch, Jermaine2000-02-03
Hauck, A.E.1929
Hauenstein, Rudolph (m)1952-53-54
Hawkins, James D.1964
Haycock, Michael S.1962
Hayes, J.A.1914
Haygood, Jimmy1968
Hays, L.C.1934-35-36
Hays, Anthony L.1974-75-77
Healy, Robertson L.1970-71-72
Healy, W.R.1942-46-47(c)-48
Heard, Ralph L. (m)1957-58-59
Hearn, Andy1984-85
Hearn, W.W.1926
Hefflin, Malcolm D.1978-79
Heggs, Marlon1979-80
Helinger, Kerry S.1970
Heller, Louis J.1966
Heller, Will S.2000-01-02
Helm, Michael G.1977-78-79
Helmase, Mike (t)1975-76
Helms, Jeannae (m)1983-84
Helmer, Percy C.1967-69



ALL-TIME LETTERWINNERS



FULL STEAM AHEAD



Helms, J.A.	1941-42-45
Helzer, C.W.	1944
Henderson, Eric C.	2002-03-04-05(c)
Henderson, Keith (m)	1970-71-72
Henderson, Kevin	1984-85
Henderson, Steven M.	1978-79-80-81
Henderson, Warren (t)	1979
Hendley, Daniel R.	1965
Hendricks, Thomas E.(m)	1961-62-63
Hendrix, David T.	1991-92-93-94
Heneffield, George P.	1972
Hennessey, Alan W.	1971-72
Henry, Georgia W.	1964-65-66
Henry, Urban A.	1956-57
Hensley, Sam P.	1951-52-53
Henson, Douglas C.	1978-79
Herrington, Tommy (t)	1978-79-80-81
Herron, E.D.	1928-30
Hertenstein, James M.	1969
Hester, Marvius D.	1999-00-01-02
Hicks, David L.	1986-87-88-89
Hicks, John H.	1951
Hickson, Donald N.	1991-92-93-94
Higgins	1917
Higgins, Hal F.	2001-02-03
Hightower, J.T.	1919
Hightower, W.H.	1918
Hill, A.B.	1915-16-17
Hill, Andrew	1975-76-77-78
Hill, D.	1907-08-11
Hill, Dennis (m)	1969-70-71
Hill, Harold C.	1965-66
Hill, Jason	2007-08
Hill, Kent A.	1976-77-78
Hill, M.E.	1943
Hill, R.G.(m)	1944
Hill, Richard	1973-74
Hillmeyer, Greg	1984
Hills, G.B.	1943-44-45
Hills, Richard	1985-86-87
Hinson, Wayne D.	1974
Hoats, John R.	1969-70
Hoagdon, Greg (t)	1982-83-84
Hodge, Bobby G.	1981-82-83
Hoffman, Marvin D.	1969
Hoffman, Stacy (m)	1989-90-91-92
Hogan, Mark	1983-84-85
Holiday, Hobie L.	2000-01
Holland, R.F.	1925-27-28
Hollander, Robert E.	1966
Hollings, Tony T.	2000-01-02
Hollomon, Curtis J.	1996-97-98
Holloway, F.A.L.(m)	1934
Holmes, Keith F.	1987-88-89-90
Holt, Clifford R.	1960
Holt, F.L.	1929-30
Holtsinger, E.M.	1944-45
Honeycutt, Bradley T.	2002-03-04-05
Hood, E.J.	1925-26-27
Hood, R.E.	1935
Hook, L.W.	1946-47-48
Hoover, C.M.	1943
Horn	1926
Hornbuckle, Robert E.	1969
Horne, Gregory K.	1971-72-73
Horton, Robert	1980-81-82-83
Horton, Tommy	1967
Houck, J.F.	1945
Houston, Reuben J.	2002-03-04-05
Howard, Cordaro	2006-07-08
Howard, Jeffrey A.	1990-91-92
Howard, Walter E.	1958-59-60
Howell, Kenneth R.	1979-80-81-82
Howington, Dan	1980-81
Huddlestone, Gregory D.	1972-73
Huff, Charles F.	1954-55
Huffines, R.D.	1918-19-23-24
Hughes, Eddie L.	1969-70-71
Hughes, Ralph J.	1994-95-96-97
Hughley, Kelvin K.	1999
Humphreys, George W.	1952-53-54
Humphreys, Henry C., Jr.	1948-49-50
Hunsinger, John S.	1953-54
Hunt, A.T.	1921-22-23
Hunt, Alex	1950-51-52
Hunt, Alexander Trotter, IV	1998
Hunter, Mark	1973-74-75
Huntley, Sammy L.	1981-83
Hutchinson, H.G.	1938
Hutko, Albert J.	1969-70
Hutto, David M.	1989-90
Hutton, W.B.	1912
Hydnick, Lawton A.	1974-75-76-77
Hyland, Tim	1976

I

Ingle, Jaime (t)	2000-01
Inglett, Forest W.	1965-66
Ingram, Riccardo	1984-85-86-87
Inman, Richard E.	1951-52-53
Irby, C.P.(m)	1935
Irwin, B. King	1979
Irwin, F.L.	1925-26
Isaacs, R.C.	1929-30-31
Isom, Roosevelt	1984-85-86-87
Ison, R.L.	1938-39-40
Ivemyer, John	1982-83-84-85
Ivery, Eddie Lee	1975-76-77-78(c)
Ivery, Eddie L., Jr.	2004

J

Jackson, Albert J.	1995
Jackson, Gary C.(m)	1970-71-72
Jackson, C. Huntington	1992
Jackson, Johnathan D.	2001-02-03-04
Jackson, Kyle	2008
Jackson, Reginald P.	1976
Jackson, Stephen H.(m)	1973
Jackson, Steven A.	1994-95-96
Jackson, Terry C.(m)	1973
Jackson, Thomas E.	1962-63-64
Jackson, Vernon E.	1971-72-73
James, Calvin E.	1957-58-59
James, Dennis H.	1967-68-69
James, John E.	1948
James, Lois (m)	1986-87-88-89-90
James, Patrick M.	1985-86-87-88
Jamison	1926
Jane, Jay	1986-87
Jaracz, Robert	1980-81-82
Jarrett, Roy E.	1964-66
Jarrett, Robert Tyler	1991-92-93
Jarvis, Brian (m)	2000
Jarvis, Matt (m)	1994-95-96-97-98
Jasper, Deron	2007-08
Jefferson, Brad	2007-08
Jenkins, Herbert R.	1974-75-76
Jenkins, W.K.	1909-10
Jenkins, Darryl G.	1987-88-89-90(c)
Jenkins, Walter T.	1949
Johnson, Robert W., Jr.	1971
Johnson, C.E.	1917-20-21
Johnson, Calvin	2004-05-06(c)
Johnson, Charles M.	1974
Johnson, Cleo C.	1972-73
Johnson, Gary L.	1999-00-01-02
Johnson, G.L.	1909-19
Johnson, Henry W. III	1976-77-78-79
Johnson, James A.	2005-06-07
Johnson, James H.	1975
Johnson, James L.(m)	1953-54
Johnson, James M.	1974
Johnson, James R.	1952-55-56
Johnson, Kenton	2003-04
Johnson, Michael	2005-06-07-08 (c)
Johnson, Tim L.	1991
Johnson, Thomas B.	1990-91-92-93(c)
Johnson, Virgil L.	1996-97-98
Johnston, J.T.	1913-14-15-16(c)
Jolly, Michael R.	1976
Jones, A.E.	1935-36-37
Jones, Andrew Shawn	1989-90-91-92(c)
Jones, Bart	1983-84-85-86
Jones, C.D.	1908
Jones, J.T.	1930-31-32
Jones, James A., Jr.	1952-53-54
Jones, James D.	1965
Jones, J. Dante	1981-82-83-84
Jones, Lloyd Dwight "Djay"	2004-05-06-07
Jones, Roddy	2008
Jones, T.G.	1928-29-30
Jones, Thomas F., Jr.	1971-72-73
Jordan, David M.	2003-05
Jordan, Dewey E.	1963
Jordan, Hugh Mitchell	1991-92
Jordan, J.A.	1946-47-48-49
Jordan, J.P.	1942
Jordan, R.J.	1946-47
Jordan, W.H.	1935-36-37
Jordan, W.W.	1940-41
Joseph, Gary V.	1994-95-96
Josephson, Andrew D.	1998-99
Jurgensen, Paul	1985-86-87

K

Kalasky, Richard (t)	1994-95-96
Kamp, Matt	2007
Karlo, Daniel M.	1971
Katz, Morris	1934
Kaylor, J. Leroy, Jr.	1979-81-82
Keeling, Kane	2000
Keener, J.	1927-28
Keisler, Jeffrey	1980-81-82-83
Kelley, John L.	1975-76-77-78
Kelley, Michael (m)	1970-71
Kelley, Michael D.	1978-79-80-81
Kelly, L.W.(m)	1940
Kelly, Quincy	2007-08
Kelly, Sam	1980-81
Kelly, W.J.	1945
Kelsey, Nathaniel	1985-86-87-88
Kemble, Jason A.	2000-01
Kentara, Larry K.	1979-80-82
Kepano, Anthony H.	1981-82-83-84
Kercher, Jim	1996-97
Kercher, Mark E.	1976
Ketzner, Joe (t)	1996
Key, Donald Brent	1997-98-99-00(c)
Kicklighter, Haven L., Jr.	1964-65-66
Kidd, Charles W.	1966-67-68
Kidd, John Paul	1920-21
Kilbie, James H.	1966
Kilzer, J.W.	1943-45-46
Kimsey, Richard A.	1990-91-92-93
Kinard, William D.	1966-67-68(c)
King, Chris (m)	1991-92-93-94
King, Cliff	1924
King, Donald K.	1965-66-67
King, Malcolm	1984-85-86-87(c)
King, Miles	2007
King, Noah H.	1998-99
Kingrey, Carlo	1946
Kirkpatrick, Robert G.(m)	1967-68
Klare, John	1984-85
Knapp, Kevin R.	1998-99
Knox, Lambert J.	1951-52
Konemann, M.J.	1935-36-37
Koncul, Christopher	2001
Koon, Keron Reginald	2000-01-02
Kramer, Stephen A.	1968-70-71
Krish, Zach	2008
Kroll, E. James	1973-74-75
Kroner, F.R.	1931
Kryszon, Guenter	1998-99
Kryszon, Kim (m)	1998
Kuale, Eijo M.	2001
Kuhn, James	1941-42
Kupper, Robert G.	1974-75
Kushon, James E.	1990-91-92
Kyker, D.C.	1945
Kyle, George G., Jr.	1974-75-76
Kyle, Ronald K.(m)	1954-55

L

Lackey, D.E.	1937-38-39
Lackey, J.D.	1931-32-33
Ladner, Larry	1950
Lafkowitz, Larry M.	1959-60-62
Lagana, John E.	1965-66-67
Laircey, Jim L.	1969-70-71
Lam, Herman	1969-71
Lamar, L.H.	1918
Lamb, H.W.	1941
Lambert, Carole (m)	1978
Lamprey, Ruth (t)	1988
Landry, Dawan F.	2002-03-04-05
Lang, R.M.	1913-14-15-16
Lang, Thomas D.	1971-72-74
Langstaff, Witt	1948-49
Lanier, Gary A.	1976-77-78-79
Lansing, A.R.	1945-48
Lantz, Richard W., Jr.	1970-71-72(c)
Lantz, Toby	1982-83
Lasch, John A.	1956-57-58
Lassiter, Issac H. III	1965
Lavallee, Charles R.(m)	1964-65-66-67
Lavette, Robert L.	1981-82-83-84
Lavin, James W.	1988-89-90
Law, H.G.	1929-30
Lawrence, Allen (m)	1978-79
Laws, E.E.	1931-32-33(c)
Lawson, Carl A.	1989-90
Lawson, Clyde W.	1959
Lawson, John W.	1961
Lawston, Anthony L.	2000-01-02

Laxson, Victor V.	1961
Leach, John (m)	1928
Leary, Donald J.	1987-88
LeBay, C.D.	1920-21
Ledarle, Albert J.	1961
Ledford, Parvin E., Jr.	1963
Lee, Brian T.	2000-01-02
Lee, C.L.	1940
Lee, Garrett P.	1962-63-64
Lee, Gary	1983-84-85-86
Lee, Ivory	1983-84-85-87(c)
Lee, Rodney J.	1977-78-79
Leidy, Dale W.	1979
Leone, Christopher M.	1994
Lester, Gregory J.	1987-88-90-91
Leuhman, H.	1909-10-11
Levens, Herbert Dorsey	1992-93(c)
Lewis, Charles M.	1958
Lewis, Clarence Jamal	2004-05-06-07
Lewis, Clifford S.	1976
Lewis, F.C.	1909-10
Lewis, John D.	1990-91
Lewis, Richard D.	1969-70-71
Lewis, Ronald W.	1958
Liipfert, James	2006-07-08
Lillard, J.B.	1926-27
Lillie, Michael J.	1997
Lilly, Sammy	1983-84-85-87
Lincoln, James M.	1991-92-93-94
Lincoln, Robert W.	1961
Lindsey, J.B.	1934-35-36
Lindsey, Steven L.	1987
Lindsay, Charles S.	1969-70
Linginfelter, William S.	1955
Littleton, Harry J.	1961
Liu, Arnold (t)	1998
Lloyd, Steve (m)	1978-79-80
Loeb, A.L.	1911-12-13
Loesch, Casey B.	2001-02
Logan, M.J.	1943-44(c)
Logan, Mark A.	2001-02-03-04
Logan, Reginald B.	1958
Logan, W.W.	1942
Long, Joshua W.	1998
Long, Stanley M.	1972-73
Lonowski, Jacob L.	2005-07
Loomer, Brian (m)	1989-90-91
Lothridge, Billy L.	1961-62-63(c)
Lowe, Lawrence D.	1977-78-79-80
Lowrey, R.O.	1942
Lubischer, Anthony J.	1973-74-75
Lucas, J., Jr.	1913-14
Luck, C.F.	1907
Luck, J.	1910
Luck, J.K.	1942
Luck, James K. III	1970
Luginbill, Thomas C.	1994
Lukkar, Steven B.	1975-76
Lumpkin, Roy	1928
Luna, R.C.	1929
Lupton, Dale B.	1948-49
Lusk, Bob	1950
Lutz, David G.	1979-80-81-82(c)
Lyman, W.P.	1921-22
Lyons, Matthew A.	1950-51-52
Lyons, R.M.	1934

M

Mabra, Ronald	1998-99
MacIntyre, George Michael	1987-88
Mack, Charles	1985-86
MacKendree, James A.	1989-90-92
Mackley, Roy L.	1958
Macy, Richard T.	1970-71-72
Madigan, William V.	1999
Maiello, Peter P.	1994-95
Maggiore, Joe (t)	1994-95
Maier, Frank H., Jr.(m)	1958-59
Maker, David	1995
Malone, Alfred W.	2001-02
Malone, George R.	1985-86-87-88
Malone, Jonathan	2007-08
Malone, K.G.(m)	1914
Malone, Ralph	1982-83-84-85
Maloney, William H., Jr.	1981
Maloo, George B.	1949-50-51
Maloo, Jeffrey R.	1987-88
Malta, Joseph W.	1974-75
Mancarus, James M.	1998
Mancil, Steven Wade	1993
Maness, Devon	1978-79
Manget, Thomas Luke	1999-00-01-02
Manion, Tim	1982-83-85-86

Manley, Kyle T.	2005-07
Mann, Devon	1978-79
Mann, Danny J.	1978
Manning, George	1941-42-43(c)
Manning, Mark	1980
Manzoor, Ashley (t)	1999
Marble, James A.	1977-78
Marion, Jessie D.	1986-87-88-89
Martium, Adele (m)	1982
Marius, Laurence	2006
Maree, G.L.	1928-29-30
Marshall, J.A.	1940-42(c)
Marshall, John	1924-25-26
Marston, Sean (m)	1994-95-96-97-98
Martimucci, Lisa (m)	1980
Martin, Buck	1950-51-52
Martin, Christie (m)	1987
Martin, Stephen (m)	1999
Martin, Jake W.	1961-62-63(c)
Martin, Jake W., Jr.	1986-87-89-90
Martin, Jon S.	1961-62-63
Martin, L.J.	1925-26-27
Martin, Michael D.	1980-81-82-83
Martin, Ryan(m)	1991-92-93-94
Martin, W.S.	1933-34
Mason, Kent L.	1974
Mason, Rauey W., Jr.	1957-58
Massa, Alison (m)	1995-96-97
Massey, Irving M.(m)	1939
Massey, Robert	1984-85-86-87
Mathews, George	1944-45-46-47
Mathias, Clark	1915-17-18
Mathis, Jeffrey D.	1986-87-88-89
Matlock, John R.	1961-62-63
Matthews, Michael	2004-05-06
Matthews, W. Clay	1947-48-49
Mattison, Richard C.	1954-55-56
Matvay, Russell	1998-99-00-01
Mauck, H.M.	1914-15-16
Mauldin, Tim	1984-85
Maynard, Charles N.	1956-57
Mays, Jerry D.	1985-86-88-89(c)
Mays, Reggie	1983
Mayton, John A.	1969-71
McAiden, Rufus Y. III	1962
McArthur, J.R.	1930-31-32
McAshan, Eddie III	1970-71-72
McCabe, Richard	2001
McCaskill, Robert M.	1974-75
McCauley, George R.	1955
McClary, Jeremiah	1987-88-89-90(c)
McCloskey, Frank	1968-69-70-71
McCommons, Stephen R.	1976-77
McConnell, F.	1922-23
McCord, D.E.	1913-14
McCoy, Delma S.	1964-65-66
McCoy, Robert H.	1947-48-49-50
McDaniel, William D. III	1974-75
McDevitt, Sean L.	1986-87-88
McDonald, Alf	1912-13
McDonough, J.J.	1919-20-21-22
McDowell, M.C.	1908
McElroy, Joshua	



180 ■ 2009 GEORGIA TECH FOOTBALL FULL STEAM AHEAD



ALL-TIME LETTER WINNERS

Medintz, Jeff (m).....1975-76
Meier, Julie (t).....1992
Melton, Tyler.....2008
Melvin, Lamar C.....1966-67
Melvin, Michael.....1985-86-87
Mendheim, James R.....1961-62-63
Menegazzi, Paul D.....1981-83-84
Menger, Johnny V.....1953-54-55-56
Mercer, Michael K.....1972-74
Merchant, Emmett A.....1988-89-90-91
Meridith, Lonnie L. III.....1978
Merkle, Gus.....1924-25
Merritt, James.....1990
Middlebrooks, Jack S.....1965
Middleton, Harvey.....1994-95-96-97(c)
Milam, Woodrow M.....1989-90-91-92
Miles, Jermaine L.....1995-96
Miller, Birl B., Jr.....1972-73
Miller, Don E.....1954-55-56
Miller, Hal.....1950-51-52
Miller, Matthew L.....1997-98-00
Miller, Veryl E.....1989-90
Milligan, Harry.....1931
Mills, H.F.....1943
Milo, Michael W.....1971
Minter, Michael W.....1995-96
Mitchell, Christopher M.....1969
Mitchell, LaShon D.....1994
Mitchell, Ross.....1998-99-00-01-02
Mitchell, R.M.....1945
Mitchell, W.M.....1921-22
Mitchell, Wade T.....1953-54-55-56(c)
Mizell, L.V.....1927-28-29
Modrak, Frank M.....1976
Molina, Yoel.....1993-96
Momon, Clinton.....1977-78-79
Montague, A.F.....1912-13-14
Montgomery, Joe.....1982
Moody, Travis.....1986-87
Mooney, Michael P.....1988-89-90-91(c)
Mooney, Stephen W.....1979-80-82
Moore, Daniel (m).....1994-95-96-97-98
Moore, F.B.....1923-24
Moore, Gary M.(m).....1971
Moore, George E.....1978-79
Moore, H.....1908
Moore, Jack G.....1969-70
Moore, Justin (m).....1999-00
Moore, J.S.....1934
Moore, Mike (m).....1970-72
Moore, Nicholas J.....2003
Moore, W.A.....1912
Moore, W. Daniel.....1964-65-66(c)
Moorehead, Robert, Jr.....1950-51-52
Morehouse, Christopher W.2000-01-02
Morelock, Delmar C.....1976
Morgan, Derrick.....2007-08
Morgan, J.P.....1935-37
Morgan, Mark.....1980
Monarty, Patrick J.....1973-74-75-77
Morris, George.....1950-51-52
Morris, George W.....1962-64
Morris, Greg A.....1992-93-94
Morris, James L.....1952-54
Morris, Jimmy M.....1953-54-55(c)
Morris, Larry C.....1951-52-53-54(c)
Morris, Peyton (t).....1989-90-91-92
Morris, W.H.....1932
Morrison, D.E.....1914-15-16(c)
Morrison, Mot J.....1954
Morrow, H.K.....1943
Morton, Joel T.(m).....1962
Moss, Jack S.....1959-61
Mote, Wayne G.....1985-86-87-88
Muether, A.M.....1939-40
Mugg, Kenneth E.....1966
Mulherin, Matthew W.....1949
Mullen, William S.....1986-87-88-89
Mumford, Galin E.....1968-69
Mundorff, Roy M., Jr.(m).....1950-51-52
Murchison, Jef.....1993
Murdock, C.H.....1944-46
Murphy, Fred J.....1958-59
Murphy, R.W.....1937-38-39(c)
Murphy, T.M.....1922
Murphy, Thomas J.....1964
Murray, J.A.....1931
Murray, James G.....1974
Murray, John A.....1925
Murray, Matthew T.....1978
Murray, Sam D.....1924-25-26
Muyres, Jeremy J.....1999-00-01-02(c)
Muyres, Jon R.....1996-97-99-00(c)
Myddleton, W. Smith.....1964-65-66
Myers, Charles D., Jr.....1973-74-75

Myers, Christopher T.....1995-96-97
Myers, Don.....1950
N
Nabelle, E.G.....1921-23-24
Nabors, Jerry H.....1955-56-57
Nail, Jimmy A.....1959-60-61
Nance, A.S.....1913
Naples, Andrew P.....1974
Negus, Dale.....1983
Neblett, H.C.....1930-31-32(c)
Neese, Darrell.....1991
Nelson, Richard R.....1965-66-67
Nephew, David S., Jr.....1975
Nesbitt, Josh.....2007-08
Nesbitt, M.M.....1918-19
Nettles, J.E.....1940
Neuss, William J.....1991-92-93-94
Newberry, LeShawn.....2005-06
Newmanner, Mike (m).....1968-69-70
New, Wayne C.....1969
Newman, Robert B.....1977-78-79
Newmarker, Michael W.(m).....1968-70
Nicholl, Michael O.....1959-60-61
Nichols, Scott (m).....1980-82-83
Nicholson, Erick M.....1970
Niebanck, Michael E.....1979-81-82
Nilson, Rodney C.....1992
Nix, Frank H., Jr.....1958
Nix, John P.....1963
Nixon, J.U.....1935-36-37
Noe, James M.....1955
Nolan, James S.....1946-47-48
Norris, Steven H.....1969-70
North, Don (m).....1978
North, Robert E.....1948-49-50
Norton, Darrell D.....1981-82-83-84
Novak, George A.....1971
Nowell, Hal Gordon (honorary).....1919
Nuener, Donald F.(m).....1970-71-72-73
Nutting, John E., Jr.....1959-60

O
Oenbrink, Robert M.....1969
O'Kelley, C.S.....1945
O'Leary, Timothy.....1991
O'Leary, Martin.....2001
Olive, Sammy R.....1979-80
Oliver, Adam L.....2004-05-06-07
Olson, J.W.....1945
Oltz, H.F.....1927
O'Neal, John F.....1978
O'Neill, John C. III.....1969-70-71
O'Neill, John H., Jr.....1948-49
O'Neill, Michael O.....1961
Ormsby, W.J.(m).....1945
Orr, Jeffrey E.....1977
Osborne, Terrell H.....1977-78
Oven, John M.....1970-71-72
Owen, Charles L.....1987-88-89
Owen, Kenneth S.....1954-55-56
Owens, Phillip A.....1979
Owings, James B., Jr.....1971-72-73

P
Padgett, Travis (m).....1983-84-85-86-87
Page, J.A.....1937-38
Page, P.F.....1942
Page, Warren Craig.....1996-97-98
Pair, R.H.....1939
Pallman, Charles M. (Chip).....1968-69
Palmer, Brian (m).....1986-87-88
Palmer, Thomas M.....1985-86-87-88
Papushak, Jeffrey A.....1991-92-93-94
Paquette, Alex.....2007
Parham, R.S.....1926-28
Parker, Edward H.....2005
Parker, Ken.....1982-83-84-85
Parker, Stacy J.....1989-90-91-92
Parker, Travis A.....2002-03-04
Parise, Ron.....1972
Pasanella, Dave.....1983-84
Paschal, William A.....1942
Paschal, William A.....1962-63-64
Paschel, R.S.(m).....1946
Pass, James R.....1975-76-77(c)
Patman, Todd (m).....1992
Patterson, Donald R.....1976-77-78(c)
Patterson, H.W.....1908-09-10-11

Patterson, Jack D.....1951-52
Patton, George Lee, Jr.....1994-95
Patton, J.S.....1913-14
Patton, James W.....1947-48-49-50
Paul, Jerry L.....1968
Pauline, James V.....1965
Paynem, Robert G.....1975
Pearce, Edmund F.(m).....1958-59
Pearson, Toby.....1984-85-86-87
Pedrick, L.E.(m).....1945
Peek, Colin D.....2005-07
Peek, J.W.....1945
Peeler, T.B.....1931
Peeler, Patrick.....1993
Peoples, Embry.....2008
Peoples, Frank (m).....1946-47-48
Peoples, Joel T.....1977-78-79-80
Penley, James W., Jr.....1965-66-67
Peoples, Kevin L.....1989-90-91-92
Perdini, Renso G.....1969-70
Perdue, Dan (m).....1999-00
Perkinson, J.G.....1933-34
Perkinson, L.N.....1939
Perkins, Thomas B., Jr.....1978-79
Perry, Elton P.....1954
Perryman, Nathan.....1993-94-95-96(c)
Person, James W. III.....1968-69
Peters, Jason.....2008
Petersen, W.B.....1931-32-33
Peterson, Michael.....2008
Petit, J.W.....1946-47-48
Pettis, Terry L.....1987-88-89-90
Pharr, Stephen B.....1989-90-91(c)-92(c)
Phenix, H. Rees, Jr.....1952-54
Phillips.....1919(c)
Phillips, D.J.....1932-33-34(c)
Phillips, G.M.....1915-16-17-19(c)
Phillips, J.R.....1943-44-46-47
Phillips, Jeremy M.....2002
Phillips, Michael D.....1981-82-83
Phillips, Otis D. III (m).....1958-59-60
Pickering, Deidre (t).....1994-97
Pierce, Jeffrey A.....1978-79-80-81
Pike, Mark.....1982-83-84-85
Pilgrim, Raymond W.....1957-58-59
Piller, Zachery P.....1994
Pippin, John (m).....1975-76-77
Pitts, Fred (t).....1975-76
Pizzati, H.E.(m).....1933
Plaster, R.A.....1940-41-42(c)
Polk, Charles D.....1968-69
Poole, George.....1950-51-52
Poole, J.M.....1932-33
Poole, W. Owen.....1924-25-26(c)
Pope, E.G.....1946-47-48-49
Pore, Albert.....2001
Porter, C.E.....1912
Porter, Joel E.....1973-74-75-76
Porter, John K.....1983-84-85
Porter, John T.....1986-87
Potts, William (m).....1989-90-91-92
Pounds, Cleve.....1982-83-84-85
Powell, David C.....1998
Powell, James R.....1959-60
Powers, Steven.....2007
Prather, Robert S.....1963
Preas, J.H.....1913-14-15-16
Preston, C.B.....1934-35-36
Pretz, Dick.....1950-51-52
Price, Albert L.....1966
Price, Elliot A.....1974-75-76
Price, Mitchell.....1993
Priestley, Jerry M.....1963-64-65
Prokop, E.S.....1942-43
Pund, H.R.....1926-27-28(c)
Purvis, James A.(m).....1970-71
Putnal, Stephen S.....1971-72-73

Q
Queen, William L.....1947-48-49
Quigg, B.G.....1939-40
Quinn, Martin.....1993
Quinton, Billy D., Jr.....1977

R
Ragains, Stephen (m).....1988-89
Raible, Steven C.....1973-74-75
Raine, J.W.....1935
Rainey, A.J.....1913
Rampley, C. Todd.....1985-87-88
Randolph, R.L.....1926-27-28

Rank, Matthew B.....1978-79-80
Rassau, Thomas J.....1974
Rathbun, Ira.....1950
Ratterman, G.A.....1920
Ray, Darryl.....1989-90
Rawlins, Ricky A.....1973
Razayeski, Jerome (t).....1989-90-91-92-93
Read, R.C.....1927
Reardon, Joseph W.....2003
Redford, David E.....1951-54
Read, John N.....1957-58-59
Reed, Lamont S.....1993
Reese, Boyd T.(m).....1964-65-66
Reese, Dominique.....2007-08
Reese, James C.....2008
Reese, Larry C.....1976-77-78
Reeves, Charles E.(m).....1956-57-58
Reeves, H.L.....1923
Reeves, Robert.....1924
Registrar, Gerry G.....1974
Reid, James E., Jr.....2004-05
Reid, Lee R.....1959-60-61
Reid, Rashaad.....2008
Reid, R.C.....1926
Reilly, Hugh O.....2000-01-02-03(c)
Reis, Christopher E.....2002-03-04-05(c)
Rhino, Chappell.....1950-51-52
Rhino, Daniel V.....1974-75-76
Rhino, Kelley W.....1999-00-01-02
Rhino, Randall P.....1972-73-74
Rhodes, Matthew D.....2004-05-06-07
Rhodes, Robert M.....1988
Rice, Anthony L.....1990-91-92-93
Rice, Ronald.....1980-81-82-83
Richard, Darryl II.....2004-06-07-08(c)
Richards, C.P.....1939
Richards, Charles James.....1994
Richardson, Alpetta.....1975-78-79
Richie, Robert W.(m).....1962-63-64
Riddle, Dave.....1982
Riede, Brian (t).....1982-83
Riggall, John O.....1969-70
Riles, Wayne J.....2006
Rimmer, Walter.....1937-38
Ritter, W.O.....1943-44
Roberson, Avery R.....2004-05-06-07
Robert, L.W.....1907
Roberts, C.H.....1933-34
Roberts, Linwood.....1954
Roberts, Roderrick D.....1996-97-98
Roberts, S.A.....1935-37
Roberts, Tommy (t).....1978-79-80
Roberts-Blake, Raymond A.2 0 0 0 - 0 1 - 02(c)
Robertson, Darrell T.....2004-05-06-07
Robertson, Greg.....1985
Robertson, Justin E.....1995-96-97-98
Robinson, C.B.....1909-10
Robinson, Donald R.....1971-72-73
Robinson, James P.....1972-73-74
Robinson, Leon A.....2001-02-03-04
Robinson, Robie.....1950
Robinson, Tony.....1997-98-99-00
Robison, David M., Jr.....1956-58
Rochester, Denny A.....1979-81-82
Rocker, Albert.....2008
Rodgers, Franklin C.....1951-52-53
Rodriguez, Robert E.....1989-90-91-92
Rogers, Alan.....1980
Rogers, Bill.....1980
Rogers, Charles B. IV.....1965
Rogers, Eugene Jackson.....2002-03
Rogers, J.R.....1917-18
Rogers, John E. "Charlie".....1995-96-97-98(c)
Rogers, Nicholas G.....1999-00-01(c)
Rogers, Phillip F.....1995-97-98-99
Rogers, Ronald W.....1994-95-96-97(c)
Rogers, Stuart.....1980-81-82-83
Rogers, Travis W.....2005
Rollins, Robert T.....2005
Rollow, T.A. (m).....1944
Roof, Terence E.....1982-83-84-85(c)
Roper, Bradley R.....1977-78
Rosamilia, Mike.....1983-84-85-86
Rosamond, W.I.....1935
Rose, John L.....1975-76
Rose, Shane (t).....1990-91-92
Rose, Thomas E.....1955-56-58
Rosinski, Michael D.....1970
Ross, Arthur E.....1950-51
Rotenberry, Paul D.....1954-55-56
Rountree, A.J.....1914
Roush, Elena (m).....1988
Roush, Mike (t).....1986-87-88-89

Rowe, Jonathan.....2003
Rowlett, Mark.....1977
Rucker, Charles A.....1974-75-76-77
Rudolph, Coleman H. 1989-90-91-92(c)
Rudolph, Jake.....1950-51-52
Rudolph, John L.....1957-58-59
Rudolph, Russ (m).....1986-87-88-89
Ruffin, Larry W.....1951-52-53
Rush, Angelo.....1989-90
Rusk, W.....1927-28-29(c)
Rutherford, Bruce F.....1969-71
Rutland, Reginald.....1983-84-85-86
Ryckley, A.E.....1941-42
S
Sackett, G.W.....1934
Sale, Oliver H.....1954-55
Salem, Richard.....1981-82-83
Salisbury, Kevin M.....1986-87-88-89
Salome, Joe M.....1950
Sammons, David.....1994
Sampson, Michael J.....2002
Sams, Russell (m).....1991
Sanders, C.R.....1939-40-41(c)
Sanders, Hugh A.....1964
Sanders, Leavitt F.....1972-73
Sanders, R.J. (m).....1941
Sandlin, Elizabeth (t).....1992
Sanford, Lucius M., Jr.....1975-75-76-77 (c)
Santospago, Louis F.....1968
Sargent, John A.....1972-73-74
Satterfield, James (m).....1966-67
Saussy, Hugh.....1924
Scales, Herbert K. III.....1974-75-76
Scarboro, D.D.....1918-19-20-21
Scharfschwerdt, E.....1943
Scharfschwerdt, William R.....1949
Schmidgall, David E.....2000-01
Schmidt, Robert K.....1978-79
Schmitzer, Ray L.....1974-75-76-77(c)
Schroeder, Charles (m).....1968-69-70
Schroeder, Christian.....2003
Schroer, John W.....1964-65-66(c)
Schultz, Mark H.....1980-81-82
Schwetje, Craig.....1993
Scott, Kenneth M.....2003-04-05-06
Scott, Franklin R.....1990-91-92
Scotton, Stefen D.....1987-88-89-90
Scully, Dennis W.....1972-73
Seamon, Robert B.....1966-67-68
Sellers, Bradley A.....2006-07-08
Sellingier, Frank L.....1965
Sennobry, Doug.....1985-87
Sennett, Bill.....1953-54
Senules, Edward A.....1975
Senter, J.C.....1914-15-16
Sernulka, Leonard S.....1975
Sessions, Lee.....1924
Seward, James P., Jr.....1962-63-64
Sewell, Charles D.....1963-64
Sewell, Donald R.....1976-77-78
Sexton, Frank M.....1961-62-63
Sexton, Thomas K.....1976-77
Shamburger, Ellis L.....1954
Shamburger, Ellis L. III.....1975-76-77-78
Shank, Donald P.....1973-74-75
Shank, Jeffrey E.....1977-78 (c)
Sharp, Anthony Scott.....1994
Sharpe, John F.....1963
Shaver, T.W.....1917
Shaw, C.F.....1933-34
Shaw, C. Brandon.....1995-96-97
Shaw, Gene.....1938-39-40
Shaw, Jamie (m).....1996-97
Shaw, Jared (Jaybo).....2008
Shaw, William R.....1958-59-60
Sheffer, Powell P., Jr.....1949-50-51
Sheffield, Mark J.....1979-80-81-82
Sheldon, R.W.....1941-42
Shell, John W., Jr.....1963
Shelley, Robert S. (t).....1968-69
Shepard, Derrick L.....1994-95-96-97
Sheppard, Steve V.....1975-76-77
Sheridan, Michael A.....1995-96-97-98
Sheridan, Robert E.....1961
Sherman, Robert G.....1951-52-53
Sherrill, Jeff.....1986
Shershin, Mike (m).....1979-80-81-82
Shields, William D.....1972-73-74
Shiver, David N.....1968-69-70
Shoemaker, Jacob W., Jr.....1952-53
Shook, Claude E.....1965-66-67



ALL-TIME LETTERWINNERS



FULL STEAM AHEAD



Showman, Mark A.	1975-76
Shuberg, David A.	1992
Shuler, Theodore R.	1951-52
Shulman, I.	1927-28
Shuman, Jimmy H.	1960
Sias, John R.	1966-67-68
Sides, James V.	1959-60
Siffri, Joseph C.	1987-88-89-90
Silvers, Chris (t)	1986-87-88
Simerville, Lester T.	1957-58
Simmons, Charlie	1991-93-94
Simmons, Christopher	1987-88-89-90
Simmons, David A.	1962-63-64
Simmons, DeShaan Z.	1995-96-97
Simmons, Reid W.(m)	1967-68-69-70
Simmons, Roy F.	1975-76-77-78
Sims, James S.	1977-78-79
Sims, David B.	1974-75-76
Sims, Jack	1986
Sims, T.F.	1935-36-37(c)
Sims, W.E.	1937
Sinclair, B.W.	1909-10
Singleton, Timothy M.	1957
Sircy, Walter Z.	1960-61-62
Sisson, Scott D.	1989-90-91-92
Skalko, John J.	1972-73
Skelton, Lancel S.	1978-79-80-81(c)
Slaten, R.L.	1942-46-47
Slater, Alicia (m)	1988-89
Sloan, B.H.	1929
Slocum, J.R.	1931-32-33
Smales, Bill	1985
Smith, Andrew W.	2005-06-07-08
Smith, Austin J. (A.J.)	2005-06-07-08
Smith, A. Nelson (m)	1953
Smith, B.D.(m)	1945
Smith, Ben S.	1959-60
Smith, Brad	1985
Smith, C.B.	1907
Smith, C.S.	1926-27-28
Smith, Carlos L.	1994-95
Smith, Daniel J., Jr.	1957-58-59
Smith, Daryl L.	2000-01-02-03(2)
Smith, David	2004
Smith, David (t)	1975-76-77-78
Smith, Forrest	1945
Smith, Fred	1950
Smith, George B.	1936-37-38
Smith, Giles R.	1964-65-66
Smith, Gregory J.	2006-07-08
Smith, H.R.	1947-48
Smith, Hester (m)	1985-86
Smith, James R.	1972
Smith, Jeff (m)	1980-81-82
Smith, Jeffrey L.	1973
Smith, Jessica (t)	1988-89
Smith, Johnny S.	1977-78-79-80
Smith, Jonathan D.	2000-01-02-03
Smith, Kenneth L.(m)	1973-74-75-76
Smith, Kamauf Kofi.	1995-96-97-98(c)
Smith, Michael C.	1991-92-93-94
Smith, Murry D.	1974-75-76
Smith, O.D.	1934
Smith, Sean W.	1986-87-88-89
Smith, Ted N.	1955-56-57
Smith, W.D.	1918
Smith, W.N.	1943
Smoots, Jonathan	1983
Smrekar, Jacob	1997
Sneed, P.C.	1914
Snell, Gary	1981
Snider, Luke	2007
Snow, Leonard N.	1965-66-67
Snow, Mike	1984-85
Snyder, Adam (t)	1997-98-99
Snyder, Kenneth D.	1949-50-51
Snyder, W.R.	1907
Solomon, Robert S.	1960-61
Sorrells, Tyrone	1985-86
Southall, Bruce C.	1970-72-73
Southard, J.W.	1946-47-48-49
Southerland, Ken	1983-84
Spalding, J.J.	1908-09-10
Sparks, R. Stan	1981
Spears, Leon B., Jr.	1951-52
Speer, F.	1927-28-30
Spence, T.L.	1914-15-16
Spencer, Glenn	1982-83-84-85
Spottia, Eugene J., Jr.	1968-69
Spradling, L.	1932-33
Spratlin, H. Dean (m)	1938
Spratt, Gerald E.	1954
Sprayberry, Bryan (m)	1994-95-96-97-98
Sprayberry, J.P.	1938-39-40

Spriggs, David E.	1949
St. Hilaire, Chris (m)	1994
Stacy, G.T.	1934
Stallings, Larry	1960-61-62
Stallworth, Cedric T.	1985-86-87-88(c)
Stallworth, Dexter	1994-95-96
Stamps, Charles W., Jr.	1972
Stanfill, Tom	1980-81-83
Stanley, Jimmy	1980-81
Stansbury, M. Todd	1981
Staton, A.H.	1919-20-21-22
Staton, J.C.	1920-21-22-23
Steadman, David A.	1961
Steagall, Derrick L.	1993-94-95-97
Steber, John W.	1943(c)
Steele, John A.	1974-76-77
Stegall, C.R.	1912
Stegall, William David	1988-89-90-91
Stein, Wilbur	1941-42-43
Stephens, Rodnequis L.	1984-86-87-88
Stephenson, Donald P.	1955-56-57(c)
Stevens, James A.	1972-73
Stevenson, Joel C.	1966-67-68(c)
Stevenson, Robert D.	1971-72-73
Stewart, Ryan E.	1992-93-94-95(c)
Stickle, Andy (m)	1993
Still, J.E.	1946-47
Stimson, Nathan K.	1996-98
Stokes, Ivey J.	1978-79-80
Stokes, Kip (m)	1989
Stone, Robert M.	1957-58
Stoner, Ed (m)	1984-85-86-87-88
Stor, Lyles W.	1966-67-68
Stover, Clarence B.	1980
Stover, R.W.(m)	1945
Stradley, Jim	1986
Strain, Lee O., Jr.	1959
Street, W.O.	1934-35
Strickland, David L.	1978-79
Strickland, R.E.	1929-30
Strickland, Vernon	1994-95
Strommeier, Richard F.	1989
Strom, Rick	1983-84-86-87
Strom, Robert B.	1969
Stroman, Graham L.	1993-94
Strupper, George E.	1915-16-17
Suddard, Larry G.	1969-70-71
Sudderth, James T.	1963
Sugals, Aaron J.	2002-03
Sulhoff, David(m)	1998
Summer, James L.	1953-54-55
Sumpter, Levon	1978
Sutton, S.B.	1939-40-41
Swaim, James C.	1968
Swank, Richard (t)	1987-88-89-90
Swanson, Courtney (t)	1996
Swanson, David H.	1981
Swenson, George P.	1959-60-61
Sweeney, Ryan (m)	1992-93-94
Swilling, Darrell G.	1988-89-90-91
Swilling, Jerry Kenneth	1988-89-90-91
Swilling, Pat	1982-83-84-85
Sykes, Lewis W.	1949-50
Sykora, James J.	1974
Sylvester, Steven	2008

T

Tarplin, Jesse A.	1995-96-97-98
Tarquinio, Gavin C.	2003-05
Tattich, Robert B.	1974
Taylor, Cooper	2008
Taylor, James S.	1967
Taylor, Jim B.	1981-82
Taylor, John H., Jr.	1963-64
Taylor, Kenneth T.	1978-79-80
Taylor, Michael H.	1976-78(c)
Taylor, Rumsey B.	1948-49
Taylor, Steven H.(m)	1969-70-71
Taylor, Tom	1982-83
Teas, William T., Jr.	1952-53
Tedder, David K.	1976
Templeton, Peden	1950
Terry, James L.	1975
Tetterton, Alex G.	1999-00-01
Thaden, Bill	1950-51-52
Tharpe, E.S.	1935-36
Tharpe, Mack	1924-25-26
Tharpe, R.H.	1931-32-33(c)
Theodocion, Charles D.	1952-56-57
Thomas, Landers A.	1987-88
Thigpen, Robert F., Jr.	1971-72
Thomas, Andre A.	1985-86-87-88
Thomas, Andy	1983

Thomas, Dana (m).....	1985-86-87
Thomas, Darrell.....	1979-80
Thomas, Demaryius.....	2007-08
Thomas, Eric F.....	1986-87-88-89(c)
Thomas, John J.....	1983-84-85
Thomas, Levon.....	2001-02-03-04
Thomas, Michael (t).....	1990-92-93-94
Thomas, Robert D.....	1962
Thomas, Robert P.....	1975-77-79
Thomas, Ted.....	1956-57-58
Thomason, E.K.....	1911-12-13
Thomason, J.G.....	1927-28-29
Thomason, John M.....	1956
Thompson, Alex.....	1998
Thompson, Charles K.....	1959
Thompson, Jimmy E.....	1954-55-56
Thompson, Kenny.....	1981
Thompson, Larry.....	1945
Thompson, E.O.....	1934-35
Thompson, Roy L., Jr.....	1949
Thomson, Andrew.....	2003-04
Thrash, K.M.....	1926-27-28
Thrash, Kenneth M., Jr.....	1955-56
Thrash, W.G.....	1938
Thurson, Theodore N.....	1979-80-81-82
Thurston, Timothy H.....	1978-79
Thweatt.....	1917
Tibbetts, Marvin O., Jr.....	1958-59-60
Tidwell, Robert H.....	1957
Tidwell-Neal, Andrew C.....	2001-02-03-04(c)
Tierney, Clarence L.....	1974-75-76
Tiggle, Calvin B.....	1989-90
Tillman, Travares A.....	1996-97-98-99(c)
Timmons, Stephen G.....	1971
Tinsley, P.R.....	1943-44(c)
Tisdell, Kevin A.....	1990-91-92
Tolbert, Troy T.....	1997-98-00
Toner, Donald W.....	1961-62
Tongo, Osahon.....	2007-08
Tortorici, Anthony J.....	1989
Trainer, Cecil E., Jr.....	1951-52-53
Trappnell, James H.....	1964-66
Travis, Mike.....	1982-83-84-85
Travis, Scott E.....	1990-91-92
Trawick, C.B.....	1913
Traylor, Robert.....	1955-56
Tsoukalas, Tessa (t).....	1997-98-99
Tucci, John A.....	1972-73
Tucker, Taalib S.....	2005-06
Turninello, Kevin J.....	2004-05-06-07
Turner, Dewitt T. III.....	1965-66-67
Turner, Glenn O.....	1951-52-53
Turnentine, Thomas L.....	1971-72
Tye, Leonidas W.....	1955



Year-By-Year Starting Lineups

1944

LE Joe Daniel
LT Jack Glenn
LG Roland Phillip
C Paul Duke
RG George Hills
RT Deane Gaines
RE Phil Tinsley
QB Johnny McIntosh
FB Billy Williams
HB Frank Broyles
HB George Mathews

1945

LE Bill Busbin
LT Bob Davis
LG George Hills
C Paul Duke
RG Buck Doyal
RT Deane Gaines
RE Walter Kilzer
QB Ed Holtsinger
FB Johnny McIntosh
LHB George Mathews
RHB Jack Peek

1946

LE Jimmy Jordan
LT Bob Davis
LG Bill Healy
C Paul Duke
RG Ewell Pope
RT Ralph Slaten
RE George Brodnax
QB Frank Broyles
FB Allen Bowen
LHB George Mathews
RHB Pat McHugh

1947

LE J.W. Castleberry
LT R.L. Slaten
LG J.R. Phillips
C L.W. Hook
RG Bill Healy
RT Bobby Davis
RE George Brodnax
QB Jimmy Southard
Jim Still
FB Frank Zeigler
LHB George Mathews
RHB Jim Petit

1948

LE Jack Griffin
LT Dan Bradach
LG Ewell Pope
C L.W. Hook
RG Bill Healy
RT Tom Coleman
RE George Brodnax
QB Jimmy Southard
FB Jim Petit
LHB Frank Ziegler
RHB Bob McCoy

1949

LE Jack Griffin
LT Tom Coleman
LG Ewell Pope
C Bob Bossons
RG Buck Doyal
RT Dan Bradach
RE Dick Harvin
QB Jimmy Southard
FB Morris Harrison
LHB Buster Humphreys
RHB Bob McCoy

1950

LE Dick Harvin
LT Ray Beck
LG John Vines
C Bob Bossons
RG D. Flanagan
RT Hal Miller
RE Henry Ferris
QB Darrell Crawford
FB Bobby North
HB Bob McCoy
HB Buster Humphreys
James Patton

1951

Offense
LE Jeff Knox
LT Lum Snyder
LG Ed Gossage
C Pete Brown
RG Ray Beck
RT Hal Miller
RE Buck Martin
QB Darrell Crawford
FB George Maloof
HB Leon Hardeman
HB John Hicks
K Pepper Rodgers

Defense

LE Sid Williams
LT Bill Thaden
LG Ed Carithers
RG Ray Beck
RT Lamar Wheat
RE Pete Ferris
LB Larry Morris
LB George Morris
HB Bobby Moorhead
HB Charlie Brannon
S Jackie Rudolph
P Dave Davis

1952

Offense
LE Jeff Knox
LT Matt Lyons
LG Ed Gossage
C Pete Brown
RG Jake Shoemaker
RT Hal Miller
RE Buck Martin
QB Bill Brigman
FB Glenn Turner
HB Leon Hardeman
HB Bill Teas
K Pepper Rodgers

Defense

LE Sam Hensley
LT Bill Thaden
LG Orville Vereen
RG Roger Frey
RT Bob Sherman
RE Cecil Trainer
LB George Morris
LB Larry Morris
HB Bobby Moorhead
HB Charlie Brannon
S Jake Rudolph
P Dave Davis

1953

LE Sam Hensley
LT Roger Frey
LG Franklin Brooks
C Larry Morris
RG Orville Vereen
RT Bob Sherman
RE Henry Hair
QB Pepper Rodgers
FB Glenn Turner
HB Leon Hardeman
HB Billy Teas
P Dave Davis



The 1952 team had six All-Americans: (from left) Leon Hardeman, George Morris, Buck Martin, Bobby Moorhead, Pete Brown and Hal Miller.

1954

LE Bill Sennett
LT Carl Vereen
LG Franklin Brooks
C Larry Morris
RG Bill Fulcher
RT Ormand Anderson
RE Henry Hair
QB Wade Mitchell
FB George Humphreys
HB Paul Rotenberry
HB Billy Teas
P Johnny Menger

1955

LE Tommy Rose
LT Carl Vereen
LG Franklin Brooks
C Jimmy Morris
RG Allen Ecker
RT Ken Thrash
RE Don Ellis
QB Wade Mitchell
FB Dickie Mattison
HB Paul Rotenberry
HB George Volkert
P Johnny Menger

1956

LE Tommy Rose
LT Carl Vereen
LG Jimmy Johnson
C Don Stephenson
RG Allen Ecker
RT Ormand Anderson
RE Don Ellis
QB Wade Mitchell
FB Ken Owen
HB Paul Rotenberry
HB George Volkert
P Ken Owen

1957

LE Jerry Nabors
LT Urban Henry
LG Dan Theodocion
C Don Stephenson
RG Leon Askew
RT Rausey Mason
RE Ted Smith
QB Fred Braselton
FB Lester Simerville
HB Stan Flowers
HB Cal James
P Jerry Nabors

1958

LE Jerome Green
LT Rausey Mason
LG Bob Stone
C Maxie Baughan
RG John Neal Reed
RT Ted Thomas
RE Gerald Burch
QB Fred Braselton
FB Floyd Faucette
HB Cal James
HB Frank Nix
P Gerald Burch

1959

LE Gerald Burch
LT Billy Shaw
LG Harold Ericksen
C Maxie Baughan
RG John Neal Reed
RT Toby Deese
RE Jack Rudolph
QB Marvin Tibbetts
FB Taz Anderson
HB Floyd Faucette
HB Billy Williamson
P Gerald Burch

1960

LE Gerald Burch
LT Billy Shaw
LG Harold Ericksen
C Willie McGaughey
RG Dave Watson
RT Ed Nutting
RE Taz Anderson
QB Stan Gann
FB Ben Smith
HB Chick Graning
HB Billy Williamson
P Don Coker

1961

LE Ted Davis
LT Ed Griffin
LG Harold Ericksen
C Willie McGaughey
RG Dave Watson
RT Larry Stallings
RE Bob Solomon
QB Stan Gann
FB Mike McNames
HB Chick Graning
HB Billy Williamson
P Billy Lothridge

1962

LE Ted Davis
LT Ed Griffin
LG Rufus Guthrie
C Bobby Caldwell
RG Dave Watson
RT Larry Stallings
RE Billy Martin
DS Don Toner
QB Billy Lothridge
FB Mike McNames
HB Joe Auer
HB Zolzie Sircy
P/K Billy Lothridge

1963

LE Ted Davis
LT Bill Farrington
LG Brad Yates
C Dave Simmons
RG Jimmy Seward
RT Joe Chapman
RE Billy Martin
LB Ed Weinman
QB Billy Lothridge
FB Ray Mendheim
HB Joe Auer
HB Johnny Gresham
P Billy Lothridge
K Billy Lothridge

1964

Offense
SE Mike Fortier
LT Bill Moorner
LG Joe Colvin
C Bill Curry
RG Bill Myddelton
RT Tom Ballard
TE Gary Williams
QB Jerry Priestley
FB Jeff Davis
HB Johnny Gresham
HB Terry Haddock
K Bunky Henry

Defense

OLB Dave Austin
DL Billy Schroer
DL John Battle
DL Jimmy Seward
OLB Steve Copeland
ILB Dave Simmons
ILB W.J. Blane
CB Gerry Bussell
CB Tommy Jackson
SS Tommy Bleick
FS Haven Kicklighter
P Jerry Priestley

1965

Offense
SE Mike Fortier
LT Bill Moorner
LG Joe Colvin
C Jim Brelan
RG Bill Myddelton
RT Lamar Wright
TE Gary Williams
QB Kim King
FB Tommy Carlisle
TB Lenny Snow
FL Craig Baynham
K Bunky Henry

Defense

OLB Bill Ellis
DL Billy Schroer
DL John Battle
DL Buddy McCoy
OLB Steve Copeland
ILB Randall Edmunds
LB W.J. Blane
CB Tommy Bleick
CB Bill Eastman
SS Haven Kicklighter
FS Sammy Burke
P Jerry Priestley

1966

Offense
SE Mike Fortier
LT Bill Moorner
LG Buddy McCoy
C Jim Brelan
RG Rick Nelson
RT Lamar Wright
TE Steve Almond
QB Kim King
FB Doc Harvin
TB Lenny Snow
FL Craig Baynham
K Bunky Henry

Defense

OLB Eric Wilcox
DL Mike Ashmore
LB Billy Schroer
DL John Lagana
OLB Tommy Carlisle
ILB W.J. Blane
ILB Randall Edmunds
CB Bill Eastman
CB Haven Kicklighter
SS Giles Smith
FS Sammy Burke
P Charlie Mason

1967

Offense
SE Joel Stevenson
LT Rick Nelson
LG Joe Vitunic
C Billy Kidd
RG Lamar Melvin
RT Jim Penley
TE Steve Almond
QB Kim King
FB Doc Harvin
TB Lenny Snow
FL John Sias
K Tommy Carmichael

Defense
OLB Tommy Carlisle
DL John Lagana
DL Claude Shook
DL Mike Ashmore
OLB Chris Denny
ILB Randall Edmunds
ILB Eric Wilcox
CB Joe Bill Faith
CB Bill Eastman
SS David Barber
FS Bill Kinard
P Tommy Chapman

1968

Offense
SE Tim Woodall
LT Galin Mumford
LG Mike Bradley
C John Collins
RG Todd Woodhull
RT Terry Story
TE Joel Stevenson
QB Larry Good
FB John Weaver
TB Dennis James
FL John Sias
K Johnny Duncan

Defense
OLB Steve Foster
DL Eric Wilcox
DL Bob Seamon
DL Lou Santospage
OLB Mike Glad
ILB Bill Flowers
ILB Steve DeBardelaben
CB Mike Wysong
CB Joe Bill Faith
SS Bill Kinard
FS Tash van Dora
P Tommy Chapman

1969

Offense
SE Larry Studdard
LT Al Hutko
LG Joe Vitunic
C John Callan
RG Mark Bradley
RT Richard Gardner
TE Steve Norris
QB Jack Williams
FB Steve Harkey
TB Brent Cunningham
FL Herman Lam
K Jack Moore

Defense
OLB Randy Duckworth
DL Rock Perdoni
LB Stan Beavers
DL Sid Gunter
OLB Smylie Gebhart
ILB Buck Shiver
ILB John Riggie
CB Rick Lewis
CB Jeff Ford
SS Bubba Hoats
FS Mike Wysong
P Tommy Chapman



1970 Offense SE Larry Studdard LT Glenn Costello LG Richard Gardner C John Callan RG Al Hutko RT Rick Lantz TE Steve Foster QB Eddie McAshan FB Steve Harkey TB Rob Healy FL Brent Cunningham K Jack Moore Defense OLB Brad Bourne DL Rock Perdoni LB Gary Carden DL Jim Broome OLB Smylie Gebhart ILB Buck Shiver ILB Bill Flowers CB Rick Lewis CB Jeff Ford SS Dave Beavin FS Bubba Hoats P Chip Pallman	1973 Offense SE Jimmy Robinson LT Scott BeVier LG Don Robinson C Rowland Bradford RG Bill McLeod RT Billy Shields TE Mark Fields QB Jim Stevens FB Bruce Southall TB Greg Horne FL Jim Owings K Cam Bonifay Defense OLB Beau Bruce DE ??? Gibney NG Steve Putnal DE Bobby Daffer OLB Don Shank ILB Joe Harris ILB Stan Long CB Mike McKenzie CB Scott Bridge SS Witt Wisman FS Randy Rhino P Dick Bowley	1976 Offense SE John Steele LT Roy Simmons LG Randy Pass C Leo Tierney RG Elliott Price RT Jay Garrett TE Donnie Sewell QB Gary Lanier FB David Sims TB Eddie Lee Ivery FL Adrian Rucker K Danny Smith Defense OLB Reggie Wilkes DE Mike Blanton NG Mike Cutting DE Bob Bowen OLB Freeman Colbert ILB Lucius Sanford ILB Mackel Harris CB Eddie Porter CB Danny Rhino SS Tony Daykin FS Don Bessillieu P Harper Brown	1979 Offense SE Kris Kentera LT David Lutz LG Clint Mornon C Scott Simons RG Ben Utt RT Tom Daniel TE George Moore QB Mike Kelley FB Ronny Cone TB Bo Thomas FL Leon Chadwick K Johnny Smith Defense OLB Al Richardson DE Rick Olive NG Ivey Stokes DE Lynwood Volley OLB Lance Skelton ILB Henry Johnson ILB Bill Haley CB Kevin Schmidt CB Ken Taylor SS Mark Sheffield FS Lawrence Lowe P Jeff Pierce	1982 Offense SE Darrell Norton LT Ellis Gardner LG Ken Howell C Dean Waters RG Mark Schultz RT David Lutz TE Gary Wilkins QB Jim Bob Taylor FB Eddie Fortier TB Robert Lavette FL Jeff Keisler K Ron Rice Defense OLB Dante Jones DT Marvin Dyett NG Donnie Chisholm DT Bobby Hodge OLB Robert Jaracz ILB Duane Wood ILB Rob Horton CB Mike Travis CB Ted Thurston SS Jack Westbrook FS Sammy Brown P Ron Rice	1985 Offense SE Gary Lee LT John Ivmeyer LG John Thomas C Andy Hearn RG Sam Bracken RT John Davis TE Robert Massey QB John Dewberry FB Malcolm King RB Cory Collier FL Toby Pearson K Thomas Palmer Defense OLB Pat Swilling DT Ken Parker NG Ivery Lee DT Mark Pike BA Mark Hogan ILB Ted Roof ILB Jim Anderson CB Reginald Rutland CB Mike Travis SS Cleve Pounds FS Anthony Harrison P Mike Snow	1988 Offense SE Steve Davenport LT Darryl Jenkins LG Scott Beavers C Eric Bearden RG Joe Siffr RT Jessie Marion TE Alonzo Watson QB Todd Rampley FB Nate Kelsey RB Jerry Mays FL Greg Lester K Thomas Palmer Defense OLB Willis Crockett DT Willie Burks NG Jeff Mathis DT Sean Smith OLB George Malone ILB Rod Stephens ILB Eric Thomas CB Cedric Stallworth CB Kenneth Wilson SS Andre Thomas FS Ken Swilling P Sean McDevitt
1971 Offense SE Jim Owings LT Glenn Costello LG Al Hutko C John Callan RG Scott Engel RT Rick Lantz TE Mike Oven QB Eddie McAshan FB Rob Healy TB Greg Horne FL Brent Cunningham K Bobby Thigpen Defense OLB Randy Duckworth DL Joe Gaston LB Stan Beavers DL Brad Bourne OLB Smylie Gebhart ILB Gary Carden ILB Bruce Elliott CB Mike McKenzie CB Jeff Ford SS Dave Beavin FS Gary Faulkner P Dick Bowley	1974 Offense SE Jimmy Robinson LT Jeff Urczyk LG Mark Hunter C Leo Tierney RG Bill McLeod RT Billy Shields TE Steve Raible QB Danny Myers FB Pat Moriarty TB David Sims FL Adrian Rucker K Danny Smith Defense OLB Bruce Elliott DE Red McDaniel NG Bob Bowen DE Rick Gibney OLB Lucius Sanford ILB Joe Harris ILB Tony Daykin CB Randy Rhino CB Gil Kyle SS Eddie Porter FS Danny Rhino P Mike Johnson	1977 Offense SE Drew Hill LT Mike Taylor LG Randy Pass C Tom Daniel RG Terrell Osborne RT Kent Hill TE Bruce Yeager QB Gary Lanier FB Rodney Lee TB Eddie Lee Ivery FL Bucky Shamburger K Johnny Smith Defense OLB Reggie Wilkes DE Mike Blanton NG Mike Cutting DE Roy Simmons OLB Freeman Colbert ILB Lucius Sanford ILB Mackel Harris CB Jeff Shank CB Donald Patterson SS Lawrence Lowe FS Don Bessillieu P Ted Peebles	1980 Offense SE Marlon Heggis LT Ellis Gardner LG Ken Howell C Mark Schultz RG Ben Utt RT David Lutz TE Glenn Etheridge QB Mike Kelley FB Ronny Cone TB Matt Bryant FL Leon Chadwick K Johnny Smith Defense OLB Lance Skelton DT Marvin Dyett NG Mark Bradley DT Lynwood Volley OLB Robert Jaracz ILB Duane Wood ILB Steve Mooney CB Ken Taylor CB Ted Thurston SS Mark Sheffield FS Lawrence Lowe P Jeff Pierce	1983 Offense SE Darrell Norton LT John Ivmeyer LG Derek Gwinn C Dean Waters RG Tony Kepano RT John Davis TE Ken Whisenhunt QB John Dewberry FB Ronny Cone TB Robert Lavette FL Darryl Wise K Ron Rice Defense OLB Pat Swilling DT Bobby Hodge NG Donnie Chisholm DT Glenn Spencer OLB Dante Jones ILB Rob Horton ILB Ted Roof CB Mike Travis CB Reginald Rutland SS Jack Westbrook FS Toby Lantz P Ron Rice	1986 Offense SE Gary Lee LT Tyronne Sorrells LG Dean Weaver C John Davis RG Eric Bearden RT Mitch Waters TE Robert Massey QB Rick Strom FB Malcolm King RB Jerry Mays FL Toby Pearson K David Bell Defense OLB Paul Jurgensen DT Kyle Ambrose NG Travis Moody DT Steve Mullen OLB Willis Crockett ILB Mark White ILB Rod Stephens CB Reginald Rutland CB Cedric Stallworth SS Andre Thomas FS Anthony Harrison P Sean McDevitt	1989 Offense SE Emmett Merchant LT Darryl Jenkins LG Jim Lavin C Billy Chubbs RG Joe Siffr RT Jessie Marion TE Tom Covington QB Shawn Jones FB Stefen Scottton RB Jerry Mays FL Scotty Barron K Scott Sisson Defense OLB Marco Coleman DT Willie Burks NG Jeff Mathis DT Sean Smith OLB Kevin Salisbury ILB Eric Thomas ILB Jerrelle Williams CB Willie Clay CB Kenneth Wilson SS Thomas Balkcom FS Ken Swilling P Scott Aldredge
1972 Offense SE Jimmy Robinson LT Don Robinson LG John Sargent C Pete Geren RG Glenn Costello RT Rick Lantz TE Mike Oven QB Eddie McAshan FB Rob Healy TB Greg Horne FL Jim Owings K Bobby Thigpen Defense OLB Beau Bruce DE Joe Gaston NG Steve Putnal DE Tim Macy OLB Brad Bourne ILB Bruce Elliott ILB Gary Carden CB Mike McKenzie CB Randy Rhino SS Witt Wisman FS Scott Bridge P Dick Bowley	1975 Offense SE Elliott Price LT Jeff Urczyk LG Mark Hunter C Leo Tierney RG Alex Bryan RT Bob Curley TE Steve Raible QB Danny Myers FB Pat Moriarty TB David Sims FL Bucky Shamburger K Don Bessillieu Defense OLB Freeman Colbert DE Red McDaniel LG Lawton Hydrick DE Rick Gibney OLB Reggie Wilkes ILB Bob Bowen ILB Lucius Sanford CB Danny Rhino CB Gil Kyle SS Tony Daykin FS Don Bessillieu P Harper Brown	1978 Offense SE Drew Hill LT Mike Taylor LG Roy Simmons C Scott Simons RG Ben Utt RT Kent Hill TE Donnie Sewell QB Mike Kelley FB Rodney Lee TB Eddie Lee Ivery FL Bucky Shamburger K Johnny Smith Defense OLB Al Richardson DE Mike Blanton NG Ivey Stokes DE Mark Bradley OLB Mackel Harris ILB Henry Johnson ILB Mike Helm CB Donald Patterson CB Ken Taylor SS Lawrence Lowe FS Don Bessillieu P Jeff Pierce	1981 Offense SE Kenny Thompson LT Ellis Gardner LG Ken Howell C Dean Waters RG Derek Gwinn RT David Lutz TE Glenn Etheridge QB Mike Kelley FB Ronny Cone TB Robert Lavette FL Jeff Keisler K Ron Rice Defense OLB Lance Skelton DT Marvin Dyett NG Wally Cawthon DT Mark Bradley OLB Robert Jaracz ILB Duane Wood ILB Rob Horton CB Paul Menegazzi CB Ted Thurston SS Mark Sheffield FS Sammy Brown P Jeff Pierce	1984 Offense SE Darrell Norton LT John Ivmeyer LG John Thomas C John Davis RG Tony Kepano RT Pete Blazek TE Ken Whisenhunt QB John Dewberry FB Keith Glanton TB Robert Lavette FL Mike Harrington K David Bell Defense OLB Pat Swilling DT Glenn Spencer NG Donnie Chisholm DT Ken Parker OLB Dante Jones ILB Ted Roof ILB Jim Anderson CB Mike Travis CB Reginald Rutland SS Cleve Pounds FS Anthony Harrison P Mike Snow	1987 Offense SE Steve Davenport LT Darryl Jenkins LG Dean Weaver C Eric Bearden RG Joe Siffr RT Jessie Marion TE Robert Massey QB Rick Strom FB Malcolm King RB Richard Hills FL Greg Lester K Thomas Palmer Defense OLB Paul Jurgensen DT Willie Burks NG Ivery Lee DT Sean Smith OLB Willis Crockett ILB Doug Sendobry ILB Eric Thomas CB Cedric Stallworth CB Sammy Lilly SS Jay Martin FS Riccardo Ingram P Sean McDevitt	1990 Offense SE Emmett Merchant LT Darryl Jenkins LG Jim Lavin C Billy Chubbs Veryl Miller RG Joe Siffr RT Mike Mooney TE Tom Covington QB Shawn Jones FB Stefen Scottton RB William Bell FL Bobby Rodriguez K Scott Sisson Defense OLB Marco Coleman DT Coleman Rudolph NG Kevin Battle DT Jeremiah McClary OLB Marlon Williams ILB Jerrelle Williams ILB Calvin Tuggle CB Keith Holmes CB Willie Clay SS Thomas Balkcom FS Ken Swilling P Scott Aldredge



1991

Offense

SE Emmett Merchant
LT Mike Mooney
LG Kyle Frederick
C Billy Chubbs
RG Scott Gold
RT Russell Freeman
TE Tom Covington
QB Shawn Jones
FB Rodney Wilkerson
TB Jimmy Lincoln
FL Greg Lester
K Scott Sisson

Defense

OLB Marco Coleman
DT Coleman Rudolph
NG Kevin Battle
DT Richard Kimsey
OLB Marlon Williams
ILB Jerrelle Williams
ILB Erick Fry
CB Curley Day
CB Willie Clay
SS Ken Swilling
FS Kevin Peoples
P Jason Bender

1992

Offense

SE Jason McGill
LT Jim Kushon
LG Gary Brown
C Michael Cheever
RG Woodie Milam
RT Jason Dukes
TE Jeff Papushak
QB Shawn Jones
FB Michael Smith
TB Jimmy Lincoln
FL Bobby Rodriguez
K Scott Sisson

Defense

OLB Tom Johnson
DT Coleman Rudolph
NG Kevin Battle
DT Richard Kimsey
OLB Marlon Williams
ILB Jamal Cox
ILB Rodney Wilkerson
CB Curley Day
CB Lethon Flowers
SS Kevin Peoples
FS Mike Williams
P Jason Bender

1993

Offense

SE Omar Cassidy
LT Gary Brown
LG Brian Bravy
C Michael Cheever
RG Chuck Vernau
RT Yoel Molina
TE Jeff Papushak
QB Donnie Davis
FB Jeff Wright
TB Dorsey Levens
William Bell
FL Keenan Walker
K Tyler Jarrett

Defense

OLB Tom Johnson
DT Bill Neuss
NG Bryan Baxter
DT Richard Kimsey
OLB Marlon Williams
ILB Jamal Cox
ILB Rodney Wilkerson
CB Marcus Coleman
CB Mike Williams
SS David Hendrix
FS Mike Dee
P Jason Bender

1994

Offense

SE Charlie Simmons
LT Curtis McGee
LG Brian Bravy
C Michael Cheever
RG Chuck Vernau
RT Jason Dukes
TE Jeff Papushak
QB Tommy Luginbill
H-B Derrick Steagall
TB C.J. Williams
FL Jason Bender
K Chris Leone

Defense

OLB Ralph Hughes
DT Bill Neuss
NG Zach Piller
DT Several Players
OLB Don Hickson
ILB Jamal Cox
ILB Rodney Wilkerson
CB Nathan Perryman
CB Lethon Flowers
SS David Hendrix
FS Mike Dee
P Jason Bender

1995

Offense

SE Cedric Zachery
LT Curtis McGee
LG Michael Minter
C Michael Cheever
RG Ken Celaj
RT Jason Dukes
TE Grant Baynham
QB Donnie Davis
FB Charles Wiley
TB C.J. Williams
FL Derrick Steagall
Harvey Middleton
K Dave Frakes

Defense

DE Ralph Hughes
DT Derrick Shepard
NG Al Jackson
DE Jermaine Miles
OLB Jimmy Clements
ILB Ron Rogers
ILB Keith Brooking
CB Nathan Perryman
CB Nick Ferguson
SS Ryan Stewart
FS Mike Dee
P Rodney Williams
Keith Weaver

1996

Offense

SE Harvey Middleton
LT Curtis McGee
LG Michael Minter
C Craig Page
RG Ken Celaj
RT Steve Jackson
TE Grant Baynham
QB Joe Hamilton
FB Charles Wiley (inj.)
TB C.J. Williams
FL Mike Sheridan
K Brad Chambers
Dave Frakes

Defense

DE Ralph Hughes
DT Derrick Shepard
NG Patrick Bradford
DE Jermaine Miles
OLB Jimmy Clements
ILB Ron Rogers
ILB Keith Brooking
CB Nathan Perryman
CB Jason Bostic
SS Mike Dee
FS Brian Wilkins
P Rodney Williams

1997

Offense

SE Harvey Middleton
LT Ken Celaj
LG Jason Burks
C Craig Page
RG Brent Key
RT Chris Brown
TE Mike Lillie
QB Joe Hamilton
FB Ed Wilder
TB Charles Wiley
FL Derrick Steagall
K Dave Frakes

Defense

DE Ralph Hughes
DT Derrick Shepard
NG Tony Robinson
Dan Witherspoon
DE Jesse Tarplin
OLB Delaunta Cameron
ILB Ron Rogers
ILB Keith Brooking
CB Jerry Caldwell
CB Jason Bostic
SS Travares Tillman
FS Brian Wilkins
P Rodney Williams

1998

Offense

SE Dez White
LT Chris Brown
LG Noah King
C Craig Page
RG Brent Key
RT Jon Carman
TE Russell Matvay
QB Joe Hamilton
FB Ed Wilder
TB Charles Wiley (inj.)
Joe Burns
FL Charlie Rogers
K Brad Chambers

Defense

DE Nate Stimson
DT Merrix Watson
DT Tony Robinson
Guenter Kryszon
DE Jesse Tarplin
OLB Delaunta Cameron
LB Matt Miller
LB Chris Edwards
CB Jamara Clark
CB Jason Bostic
SS Jerry Caldwell
FS Travares Tillman
P Rodney Williams

1999

Offense

SE Dez White
LT Chris Brown
LG Jason Burks
C Noah King
RG Brent Key
RT Jon Carman
TE Conrad Andrzejewski
QB Joe Hamilton
FB Ed Wilder
TB Sean Gregory
(Phillip Rogers inj.)
FL Kelly Campbell
K Luke Manget

Defense

DE Felipe Claybrooks
DT Merrix Watson
DT Guenter Kryszon
DE Greg Gathers
LB Ricardo Wimbush
LB Ross Mitchell
(Matt Uremovich, inj.)
LB Chris Edwards
CB Jamara Clark
CB Marvious Hester
CB Travares Tillman
SS Chris Young
FS Jeremy Myles
P Dan Dyke

2000

Offense

WR Jon Myles
LT Chris Brown
LG Raymond Roberts-Blake
C David Schmidgall
RG Brent Key
RT John Bennett
TE Russell Matvay
QB George Godsey
FB Ed Wilder
TB Joe Burns
WR Kelly Campbell
K Luke Manget

Defense

DE Nick Rogers
DT Merrix Watson
DT Tony Robinson
DE Greg Gathers
LB Ricardo Wimbush
LB Daryl Smith
LB Ather Brown
CB Jamara Clark
CB Chris Young
Jonathan Cox
SS Cory Collins
Chris Young
FS Jeremy Myles
P Dan Dyke

2001

Offense

WR Jonathan Smith
LT Nat Dorsey
LG Leon Robinson
C David Schmidgall
RG Hugh Reilly
RT Jason Kemble
TE Russell Matvay
QB George Godsey
WR Will Glover
TB Joe Burns
WR Kelly Campbell
K Luke Manget

Defense

DE Nick Rogers
DT Alfred Malone
DT Gary Johnson
DE Greg Gathers
LB Ricardo Wimbush
LB Daryl Smith
LB Keyaron Fox
CB Marvious Hester
CB Chris Young
SS Cory Collins
FS Jeremy Myles
P Dan Dyke

2002

Offense

WR Jonathan Smith
LT Nat Dorsey
LG Leon Robinson
C Hugh Reilly
RG Raymond Roberts-Blake
RT Kyle Wallace
TE Will Heller
QB A.J. Suggs
TB Tony Hollings (inj.)
Gordon Clinkscale
WR Will Glover
WR Kerry Watkins
K Luke Manget

Defense

DE Tony Hargrove
DT Alfred Malone
DT Travis Parker
DE Eric Henderson
(Greg Gathers inj.)
LB Ricardo Wimbush
LB Daryl Smith
LB Keyaron Fox
CB Marvious Hester
CB Jonathan Cox
SS Cory Collins
FS Jeremy Myles
P Dan Dyke
Chris Morehouse



Tech's 63-35 win vs. Wake Forest clinched the 1998 ACC title.

2003

Offense

WR Jonathan Smith
LT Nat Dorsey
LG Matt Tidwell-Neal
C Hugh Reilly
RG Brad Honeycutt
RT Kyle Wallace
TE John Paul Foschi
QB Reggie Ball
TB P.J. Daniels
FB Jimmy Dixon
WR Nate Curry
K Dan Burnett

Defense

DE Gerris Wilkinson
DT Mansfield Wrotto
DT Travis Parker
DE Eric Henderson
LB Ather Brown
LB Philip Smith
LB Keyaron Fox
CB Reuben Houston
CB Jonathan Cox
SS Dawan Landry
FS James Butler
P Hal Higgins
Andy Thomson

2004

Offense

WR Calvin Johnson
LT Leon Robinson
LG Brad Brezina (inj.)
Matt Rhodes
C Andy Tidwell-Neal
RG Brad Honeycutt
RT Kyle Wallace
TE Darius Williams
QB Reggie Ball
TB P.J. Daniels
FB Jimmy Dixon
WR Nate Curry
K Travis Bell

Defense

DE Travis Parker
DT Mansfield Wrotto
DT Joe Anoi
DE Eric Henderson
LB Chris Reis
LB Gerris Wilkinson
LB KaMichael Hall
CB Reuben Houston
CB Kenny Scott
SS Dawan Landry
FS James Butler
P Ben Arndt

2005

Offense

WR Calvin Johnson
LT Andrew Gardner
LG Matt Rhodes
C Kevin Tuminello
RG Nate McManus
RT Brad Honeycutt
TE Mike Matthews
George Cooper
QB Reggie Ball
TB P.J. Daniels
FB Mike Cox
WR Damarius Bilbo
K Travis Bell

Defense

DE Adamm Oliver
DT Mansfield Wrotto
DT Joe Anoi
DE Eric Henderson
LB Philip Wheeler
LB Gerris Wilkinson
LB KaMichael Hall
CB Dennis Davis
CB Kenny Scott
SS Chris Reis
FS Dawan Landry
P Ben Arndt

2006

Offense

WR Calvin Johnson
LT Andrew Gardner
LG Matt Rhodes
C Kevin Tuminello
RG Nate McManus
RT Mansfield Wrotto
TE Mike Matthews
George Cooper
QB Reggie Ball
TB Tashard Choice
FB Mike Cox
WR James Johnson
K Travis Bell

Defense

DE Adamm Oliver
DT Darryl Richard
DT Joe Anoi
DE Darrell Robertson
LB Gary Guyton
LB Philip Wheeler
LB KaMichael Hall
CB Avery Roberson
CB Kenny Scott
SS Jamal Lewis
FS Dajay Jones
P Durant Brooks

2007

Offense

WR Greg Smith
LT Andrew Gardner
LG Dan Voss
C Kevin Tuminello
RG Matt Rhodes
RT A.J. Smith
Cord Howard
TE Colin Peek
QB Taylor Bennett
TB Tashard Choice
FB Mike Cox
WR James Johnson
K Travis Bell

Defense

DE Adamm Oliver
DT Darryl Richard
DT Vance Walker
DE Darrell Robertson
LB Gary Guyton
LB Philip Wheeler
LB Shane Bowen
CB Avery Roberson
CB Jahlil Word-Daniels
SS Jamal Lewis
FS Dajay Jones
P Durant Brooks

2008

Offense

WR Demaryius Thomas
LT Andrew Gardner
LT Nick Claytor
LG Cord Howard
C Dan Voss
RG Joseph Gilbert
RT David Brown
Austin Barrick
QB Josh Nesbitt
BB Jonathan Dwyer
AB Lucas Cox
AB Roddy Jones
WR Tyler Melton
K Scott Blair

Defense

DE Michael Johnson
DT Darryl Richard
DT Vance Walker
DE Derrick Morgan
LB Anthony Barnes
Tony Clark
LB Kyle Jackson
LB Sedric Griffin
CB Mario Butler
CB Jahlil Word-Daniels
SS Dominique Reese
FS Morgan Burnett
P Scott Blair



Head Coaches



William Alexander



Bud Carson



Bill Curry



Bobby Dodd



Bill Fulcher




Chan Gailey



John Heisman



Paul Johnson



Bill Lewis



George O'Leary



Pepper Rodgers



Bobby Ross

Paul Johnson is the 12th full-time football coach in Georgia Tech history. Prior to 1904, when John Heisman became the school's first permanent head coach, the team was "coached" by professors, interested townspeople or one of the players.

Professor Ernest E. West, a Naval College graduate, directed Tech's first football team in 1892. In 1893 and '94, the squad was coached by volunteers Frank O. Spain, a Mathematics professor, and Lt. Leonard Wood (who later became famous as the colonel in command of Roosevelt's Rough Riders and as Governor General of Cuba), then stationed at Ft. McPherson in Atlanta. The rules were rather lax in those days, so Spain and Wood also played on the team.

The next volunteer coach of record was R.B. "Cow" Nalley in 1898, "Mr. Collier" in 1899, Dr. Cyrus W. Strickler in 1901, and John McKee in 1902.



William Alexander (far right) with his coaching staff.

ALL-TIME GEORGIA TECH COACHES	Tenure	Years	Record	Pct.
John Heisman	1904-1919	16	102-29-7	.779
William Alexander	1920-1944	25	134-95-15	.580
Bobby Dodd	1945-1966	22	165-64-8	.713
Bud Carson	1967-1971	5	27-27-0	.500
Bill Fulcher	1972-1973	2	12-10-1	.543
Franklin "Pepper" Rodgers	1974-1979	6	34-31-2	.522
Bill Curry	1980-1986	7	31-43-4	.423
Bobby Ross	1987-1991	5	31-26-1	.543
Bill Lewis	1992-1994	3	11-19	.367
George O'Leary*	1994-2001	7	52-33	.612
Mac McWhorter (Interim)	2001	-	1-0	1.000
Chan Gailey	2002-2007	6	44-32	.579
Jon Tenuta (interim)	2007	-	0-1	.000
Paul Johnson	2008-	1	9-4	.692

* includes 3 games as interim in 1994

JOHN HEISMAN, 1904-1919

- College Football Hall of Fame
- Tech's first full-time head coach
- The first paid coach in the country with a salary of \$2,250 plus 30 percent of the gate
- Led Georgia Tech to its first national title in 1917 with a 9-0 record
- Coached the most-lopsided game in history in Georgia Tech's 222-0 thrashing of Cumberland on Oct. 7, 1916
- Coached at Oberlin College, Buchtel (later Akron), Auburn and Clemson before coming to Tech; moved to Penn, Washington & Jefferson and then Rice after leaving Atlanta
- Served as Director of Athletics for the Downtown Athletic Club in New York from 1926 until his death in 1936

WILLIAM ALEXANDER, 1920-1944

- Member of College Football Hall of Fame
- Led Tech to 1928 national title, which was capped by a victory in the 1929 Rose Bowl
- Guided Tech to eight conference titles and coached eight all-America players
- 1942 National Coach of the Year (AFCA)
- Spent his entire career at Georgia Tech, also serving as an assistant coach (1912-19) and athletics director (1920-50)

BOBBY DODD, 1945-1966

- Member of College Football Hall of Fame as a player and as a coach
- Guided Tech to a 31-game winning streak from 1951-53, including a perfect 12-0 season and national title in 1952
- Posted a 9-4 record in bowl games, including eight straight wins
- Enjoyed a 57-year career at Tech as assistant coach (1931-44), head coach, athletic director (1950-76) and alumni association consultant until his death at age 79 on June 21, 1988



Bobby Dodd enjoying a postgame locker room celebration.



All-Time Assistant Coaches

John Anselmo
1995-97 Defensive Backs
Warner Alford
1968 JV team
1969-70 Defense
Brian Baker
1987-94 Outside Linebackers
1995 Defensive Coordinator/
Outside LBs
George Barclay
1967 Defense
Marvin Bass
1960 Defensive Coordinator
Maxie Baughan
1972 Defensive Coordinator
1973 Assistant Head Coach/
LBs
John Bell
1954-56 Freshman Coach
1959 Head Freshman Coach
1960-65 Offense
Richard Bell
1964-67 Defense
Buddy Bennett
1973 Defensive Backs
Jess Berry
1960-67 B-Team Coach
Dick Bestwick
1967 Offensive Coordinator/
OL
1968 Defensive Coordinator/
LBs
1969-71 Assistant Head
Coach/Freshman Coach
1972-73 Freshman/JV Coach
1974-75 Offensive Line
Ken Blair
1974-75 Defensive Coordinator
1976 Offensive Ends
1977-79 Outside Linebackers
1980-81 Defensive Coordinator
Brian Bohannon
2008-09 Quarterbacks/
B-backs
John Bond
2007 Offensive Coordinator
Bob Bossons
1951 Head Freshman Coach
1952-56 Head B-Team Coach
Dave Braine
1974-75 Assistant Defensive
Coach
Chuck Bresnahan
1989-91 Inside Linebackers
Franklin Brooks
1972 Assistant Defensive
Coach
1973-74 Assistant Offensive
Coach
1975 Assistant Defensive
Coach
1976 Assistant Offensive
Coach
Frank Broyles
1951-56 Backfield
Coach/Head Offensive Coach
Samuel Burke
1970 Freshman Coach
Rusty Burns
1992-93 Quarterbacks
1994 Wide Receivers
Jim Carlen
1958-60 Freshman Coach
1961-65 Defense
Chris Carpenter
1969-71 Offense
Bud Carson
1966 Defensive Coordinator
Bud Casey
1972-73 Receivers
1974 Defensive Coordinator
1975 Offensive Coordinator
1976-77 Running Backs

Craig Cason
1994 TEs/Special Teams
Mike Cassidy
1992-93 Defensive Coordinator/
DBs
Bob Casullo
1995-97 RBs/Special Teams
1998 Special Teams/DEs
Russell Charles
1975-76 Assistant Offensive
Coach
Andy Christoff
1986 Defensive Backs
Ron Cobb
1976-77 Defensive Line
Arthur "Tonto" Coleman
1952-60 DEs/Outside LBs
Geoff Collins
2001 Tight Ends
Keith Colson
1983 Wide Receivers
1984-85 Defensive Backs
1986 Rovers & Bandits
Romeo Crennel
1980 Defensive Line
Danny Crossman
1999-00 DEs/Special Teams
2001 DBs/Special Teams
Gary Crowton
1994 Co-Offensive Coordinator/
QB
Bill Crutchfield
1968-69 Offensive Coordinator
Bob Cummings
1957-58 B-Team Coach
Bill Curry
1976 Offensive Line
Joe D'Alessandris
2002-07 Offensive Line
Arthur Davis
1961-62 Head Freshman
Coach
Mike Dean
1980-82 Defensive Backs
Rex Dockery
1972 Offensive Line
Bobby Dodd
1931-1944 Assistant Coach
Dan Dorazio
1982-83 Offensive Line
Randy Edsall
1998 Defensive Coordinator/
DBs
Ray Ellis
1945 Line Coach
1946-49 Assistant Head
Coach
Ed Emory
1978-79 Defensive Line
Jon Fabris
1980 Assistant Defensive
Coach
Dave Fagg
1974 Offensive Coordinator
1975 Asst. Defensive Coach
1976-78 Quarterbacks
Paul Ferraro
1999-00 Defensive Backs
Dub Fesperman
1966 Defense
1967 Defensive Coordinator
Jack Fligg
1964-65 Head Freshman
Coach
1984-86 Offensive Line/Tack-
les/Tight Ends
Bobby Franklin
1967 Freshman Coach
Robbie Franklin
1973-75 Offensive Line
Ralph Friedgen
1987-91, 1997-00 Offensive
Coordinator/QBs
Bill Fulcher
1963 Freshman Coach
1966 Defense

1967 Freshman Coach
1969 Offense
Marty Galbraith
1992-93 Tackles/Tight Ends
Wayne "Buddy" Geis
2003 Passing Game Coordina-
tor/Receivers
2004-07 Assistant Head
Coach/Receivers
Jerry Glanville
1968 Freshman Coach
1969-74 Defense
Cary Godette
1992-93 Defensive Line
Billy Goodloe
1959-66 Assistant Coach
Ray Graves
1947-56 Head Line Coach
1957-59 Assistant Head
Coach
Jack Griffin
1954-56 Offensive Ends
1957-66 Offensive Coordinator
1967-71 Offensive Assistant,
Assistant Head Coach
Johnny Griffith
1964-66 B-Team
Al Guy
1976 Defensive Backs
John Guy
1981-82 Defensive Line
1983-84 Outside LBs
1985-86 Defensive Ends
H.B. "Bo" Hagan
1951 Assistant Freshman
Coach
1952-53 Head Freshman
Coach
Brick Haley
2002-03 Linebackers
Les Hanly
1978-79 Offensive Line
Tim Harkness
1983 Tight Ends/Receivers
Mark Hendrickson
1985-86 Receivers/JV Coach
1987-91 Tight Ends, Special
Teams
Jim Higdon
1974 Assistant
Stan Hixon
1995-99 Wide Receivers
Jeff Hollis
1982 Offensive Line
Jeep Hunter
2006-07 Tight Ends
Mark Hunter
1980-81 Offensive Line
Willie Hunter
1977 Offensive Line
Dave Huxtable
1992-95 Inside Linebackers
1996-97 Defensive Coordina-
tor/Inside LBs
Richard Inman
1957-58, B-Team Coach
1959-65 Defense
Brian Jean-Mary
2004-09 Linebackers
Richard Jones
1948 Head Freshman Coach
1950-51 Assistant Line Coach
Bill Jordan
1950 End Coach
Dwight Keith
1942 Freshman Coach
1945-50 Backfield
1951 B-Team Coach
David Kelly
2000-01 Wide Receivers
Charles Kelly
2006 Wide Receivers
2007 Special Teams
2008-09 Cornerbacks
James "Spec" Landrum
1956-67 Recruiting



Frank Broyles



Randy Edsall



Jerry Glanville



Steve Spurrier

Rick Lantz
1982-83 Defensive Coordina-
tor
Al Lavan
1977 Receivers
1978 Running Backs
Lamar Leachman
1968 Offense
1969-70 Defense
1971 Defensive Coordinator
Bill Lewis
1971-72 Defensive Backs
Don Lindsey
1984-86 Defensive Coordina-
tor, Assistant Head Coach
Jim Luck
1955-73 Assistant B-Team
Coach
Sam Lyle
1951-53 Assistant Coach
George Manning
1947 Assistant B-Team Coach
1948 Line
Doug Marrone
1995 Football Operations
1996 Tight Ends
1997-99 Offensive Line
Roy McArthur
1934-41 B-Team Coach
1947-50 B-Team Coach
Peter McCarthy
2001 Defensive Tackles
Jeff McLean
1980-81 Running Backs
John McKenna
1966 Freshman Coach
Mac McWhorter
1980 Wide Receivers
1981-84 Offensive Line
1985-86 Assistant Head
Coach/Operations
2000 Offensive Line
2001 OL/Assistant Head
Coach
2001 Interim Head Coach
Bob Miller
1941 Assistant B-Team Coach
1942-45 Line
1946-55 Assistant B-Team
Coach
John Misciagna
1989 Tight Ends
Curtis Modkins
2002 Defensive Backs
2003-07 Running Backs
Jeff Monken
2008-09 Slot Backs/Special
Teams
Tom Moore
1970-71 Offense
Larry New
1983-86 Defensive Line
1995-97 DL/Assistant Head
Coach
Patrick Nix
2002 RBs/Recruiting Coordi-
nator
2003 Running Game Coordina-
tor/QBs
2004-06 Offensive Coordina-
tor/QBs
Greg Nord
1992-94 Running Backs
Bill O'Brien
1998 Running Backs
1999-00 RBs/Recruiting Coor-

dinator
2001-02 Offensive Coordinator
George O'Leary
1987-91, 1994, Defensive Co-
ordinator/DL
Steve Ortmayer
1974 Offense
Bill Pace
1973 Offensive Coordinator
Dwain Painter
1982-86 Offensive Coordinator
Joe Pittard
1943-70 Assistant B-Team,
Freshman Coach
Al "Buzz" Preston
2008-09 Wide Receivers
Chuck Priefer
1987-91 Defensive Backs
Tommy Raye
2002 Special Teams
Floyd Reese
1974 Defense
Charlie Rizzo
1987-88 Inside Linebackers
Jimmy Robinson
1987-89 Wide Receivers
Tommie Robinson
2002 Wide Receivers
2003-05 Tight Ends
Ted Roof
1998 Linebackers
1999-01 Defensive Coordina-
tor/LBs
Brad Roper
1980-81 Tight Ends
Bob Sanders
1978 Defensive Line
Rip Scherer
1980 Quarterbacks
1981 Offensive Coordinator
1982-83 Running Backs
1984 Assistant Head Coach-
Operations
1986 Assistant Head Coach-
Offense
Mike Sewak
2008-09 Co-Offensive Line
Steve Shankweiler
1992-94, Offensive Coordina-
tor/OL
Steve Sloan
1972 Offensive Coordinator
Danny Smith
1987-91 Running Backs
1992-93 Assistant Head
Coach/WRs
1994 Assistant Head
Coach/DBs
Giff Smith
2004-05 Defensive Line
2006-09 DL/Recruiting Coordi-
nator
Rick Smith
1977 JV Coach/Assistant De-
fensive Coach
1982-85 Defensive Backs
Glenn Spencer
2001 Running Backs
2002-03 Defensive Line
Todd Spencer
2008-09 Co-Offensive Line
Steve Spurrier
1979 Quarterbacks
Dave Sollazzo
1999-00 Defensive Line

Terry Strock
1990-91 Wide Receivers
Eric Taggart
1976 JV Coach
Charlie Tate
1957-58 Freshman Coach
1959-60 Offense
1961-63 Defensive Coordina-
tor
Jon Tenuta
2002 Defensive Coordinator
2003-05 Defensive Coordina-
tor/DBs
2006-07 Associate Head
Coach/Defensive Coordina-
tor/DBs
Bob Thalman
1967-68 Defense
Lance Thompson
1995 TEs/Recruiting Coordina-
tor
1996-97 DEs/Recruiting Coordi-
nator
1998 DL/Recruiting Coordina-
tor
2001 DEs/Recruiting Coordi-
nator
Larry Travis
1977 Offensive Line
1978-80 Offensive Coordinator,
Offensive Line
Terry Tuley
1978-79 Receivers
1980 Running Backs
1981 Receivers
A.G. "Whitey" Urban
1951-59 Offensive Line
Norm Van Brocklin
1979 Running Backs
Pat Watson
1987-91 Offensive Line
1995-96 Offensive Coordina-
tor/OL
Jack Westbrook
1977 Defensive Backs
1978-79 Defensive Coordina-
tor, Defensive Backs
Eric Wilcox
1970 Freshman Coach
Bob Williams
1972-73 Defensive Line
Jack Williams
1972-73 Running Backs
Billy Williamson
1968-71 Defense
Barry Wilson
1977-82 Inside Linebackers
David Wilson
2002 Football Operations;
2003-05 Special Teams/
Recruiting Coordinator
Eddie Wilson
1995-96 Quarterbacks
1997-00 Tight Ends
Chip Wisdom
1985-86 Running Backs
Carl Wise
1957-58 Offensive Backfield
Dave Wommack
2008-09 Defensive Coordina-
tor
Lewis Woodruff
1947-50 Freshman Coach
1951-60 Defensive Backfield
1961-67 Offensive Backfield



Georgia Tech's Bowl History

37 APPEARANCES / 22-15 (.595)

All American Bowl (1-0)

1985 Georgia Tech 17, Michigan St. 14

Aloha Bowl (1-0)

1991 Georgia Tech 18, Stanford 17

Bluebonnet Bowl (0-1)

1962 Missouri 14, Georgia Tech 10

Carquest Bowl (1-0)

1997 Georgia Tech 35, West Virginia 30

Champs Sports Bowl (1-0)

2004 Georgia Tech 51, Syracuse 14

Cotton Bowl (1-1)

1943 Texas 14, Georgia Tech 7
1955 Georgia Tech 14, Arkansas 6

Florida Citrus Bowl (1-0)

1991 Georgia Tech 45, Nebraska 21

Emerald Bowl (0-1)

2005 Utah 38, Georgia Tech 10

Gator Bowl (3-4)

1956 Georgia Tech 21, Pittsburgh 14
1960 Arkansas 14, Georgia Tech 7
1961 Penn State 30, Georgia Tech 15
1965 Georgia Tech 31, Texas Tech 21
1999 Georgia Tech 35, Notre Dame 28
2000 Miami 28, Georgia Tech 13
2007 West Virginia 38, Georgia Tech 35

Humanitarian Bowl (1-1)

2004 Georgia Tech 52, Tulsa 10
2007 Fresno State 40, Georgia Tech 28

Liberty Bowl (1-0)

1972 Georgia Tech 31, Iowa State 30

Oil Bowl (1-0)

1947 Georgia Tech 41, St. Mary's 19

Orange Bowl (3-2)

1940 Georgia Tech 21, Missouri 7
1945 Tulsa 26, Georgia Tech 12
1948 Georgia Tech 20, Kansas 14
1952 Georgia Tech 17, Baylor 14
1967 Florida 27, Georgia Tech 12

Chick-fil-A/Peach Bowl (0-4)

1971 Mississippi 41, Georgia Tech 18
1978 Purdue 41, Georgia Tech 21
2000 LSU 28, Georgia Tech 14
2008 LSU 38, Georgia Tech 3

Rose Bowl (1-0)

1929 Georgia Tech 8, California 7

Seattle Bowl (1-0)

2001 Georgia Tech 24, Stanford 14

Silicon Valley Classic (0-1)

2002 Fresno State 30, Georgia Tech 21

Sugar Bowl (4-0)

1944 Georgia Tech 20, Tulsa 18
1953 Georgia Tech 24, Mississippi 7
1954 Georgia Tech 42, West Virginia 19
1956 Georgia Tech 7, Pittsburgh 0

Sun Bowl (1-0)

1970 Georgia Tech 17, Texas Tech 9



2006 GATOR



1972 LIBERTY



1955 COTTON



1953 SUGAR



1948 ORANGE

BEST BOWL WINNING PERCENTAGE

Minimum of 20 bowl appearances

Rk.	School	W-L-T	Pct
1.	Penn State	26-13-2	.666
2.	Southern California	31-16-0	.659
3.	Mississippi	20-12-0	.625
4.	► Georgia Tech	22-1-0	.595
5.	Oklahoma	24-17-1	.583
6.	Georgia	25-16-3	.602
7.	Alabama	31-22-3	.580
8.	Auburn	19-13-2	.588
9.	Florida State	21-14-2	.581
10.	Miami (Fla.)	18-14-0	.563

MOST BOWL VICTORIES

Rk.	School	Wins
1.	Alabama	31
2.	Southern California	31
3.	Penn State	26
4.	Georgia	25
	Tennessee	25
	Texas	25
7.	Oklahoma	24
8.	Nebraska	23
9.	► Georgia Tech	22
10.	Florida State	21
	LSU	21
12.	Mississippi	20
13.	Auburn	19
	Michigan	19
15.	Miami	18
	Ohio State	18

MOST BOWL APPEARANCES

Rk.	School	Appearances
1.	Alabama	56
2.	Texas	48
3.	Tennessee	47
	Southern California	47
5.	Nebraska	45
6.	Georgia	44
7.	Oklahoma	42
8.	Penn State	41
9.	LSU	40
	Ohio State	40
11.	Michigan	39
12.	► Georgia Tech	37
	Florida State	37
14.	Arkansas	36
	Florida	36

LONGEST CURRENT BOWL STREAKS

No.	School	Years
27	Florida State	1982-present
18	Florida	1991-present
16	Virginia Tech	1993-present
12	► Georgia Tech	1997-present
12	Georgia	1997-present

ALL-TIME LONGEST BOWL STREAKS

No.	School	Years
35	Nebraska	1969-03
34	Michigan	1975-2007
27	Florida State	1982-present
25	Alabama	1959-83
17	Brigham Young	1978-94
18	Florida	1991-present
16	Tennessee	1989-2004
16	Virginia Tech	1993-present
15	Mississippi	1957-71
15	Ohio State	1972-86
13	Penn State	1971-83
12	► Georgia Tech	1997-present
12	Georgia	1997-present
12	Miami	1983-94

Georgia Tech In Bowl Games

BY BOWL	W-L
All-American Bowl	1-0
Aloha Bowl	1-0
Bluebonnet Bowl	0-1
Carquest /Champs Sports Bowl	2-0
Chick-fil-A/Peach Bowl	0-4
Cotton Bowl	1-1
Florida Citrus Bowl	1-0
Emerald Bowl	0-1
Gator Bowl	3-4
Humanitarian Bowl	1-1
Liberty Bowl	1-0
Oil Bowl	1-0
Orange Bowl	3-2
Rose Bowl	1-0
Seattle Bowl	1-0
Silicon Valley Classic	0-1
Sugar Bowl	4-0
Sun Bowl	1-0
Total	22-15

By Opponent	W-L	By Opponent	W-L
Arkansas	1-1	Notre Dame	1-0
Baylor	1-0	Penn State	0-1
California	1-0	Pittsburgh	2-0
Florida	0-1	Purdue	0-1
Fresno State	0-2	Saint Mary's	1-0
Iowa State	1-0	Stanford	2-0
Kansas	1-0	Syracuse	1-0
LSU	0-2	Texas	0-1
Miami	0-1	Texas Tech	2-0
Michigan State	1-0	Tulsa	2-1
Mississippi	1-1	Utah	0-1
Missouri	1-1	West Virginia	2-1
Nebraska	1-0		

By Conference	W-L	By Conference	W-L
ACC	0-1	Independent	2-0
Big East	5-1	Mountain West	0-2
Big Ten	1-2	PAC 10	3-0
Big 12	7-2	SEC	2-5
Conference USA	2-1	WAC	0-1

By Date	W-L	By Date	W-L
December 18	1-0	December 29	2-2
December 19	1-0	December 30	0-2
December 21	1-0	December 31	1-3
December 22	0-1	January 1	11-4
December 25	1-1	January 2	2-2
December 27	1-0	January 4	1-0

By City/State	W-L
Atlanta, Georgia	0-4
Birmingham, Alabama	1-0
Boise, Idaho	1-1
Dallas, Texas	1-1
El Paso, Texas	1-0
Honolulu, Hawaii	1-0
Houston, Texas	1-1
Jacksonville, Florida	3-4
Memphis, Tennessee	1-0
Miami, Florida	4-2
New Orleans, Louisiana	4-0
Orlando, Florida	2-0
Pasadena, California	1-0
San Francisco, California	0-1
San Jose, California	0-1
Seattle, Washington	1-0



Georgia Tech Bowl Results

Date	Bowl	City	Result
Dec. 31, 2008	Chick-fil-A Bowl	Atlanta, Ga.	LSU 38
Dec. 31, 2007	Humanitarian Bowl	Boise, Idaho	Fresno State 40
Jan. 1, 2007	Gator Bowl	Jacksonville, Fla.	West Virginia 38
Dec. 29, 2005	Emerald Bowl	San Francisco, Calif.	Utah 38
Dec. 21, 2004	Champs Sports Bowl	Orlando, Fla.	Georgia Tech 51
Jan. 4, 2004	Humanitarian Bowl	Boise, Idaho	Georgia Tech 52
Dec. 31, 2002	Silicon Valley Classic	San Jose, Calif.	Fresno State 30
Dec. 27, 2001	Seattle Bowl	Seattle, Wash.	Georgia Tech 24
Dec. 29, 2000	Chick-fil-A Bowl	Atlanta, Ga.	LSU 28
Jan. 1, 2000	Gator Bowl	Jacksonville, Fla.	Miami 28
Jan. 1, 1999	Gator Bowl	Jacksonville, Fla.	Georgia Tech 35
Dec. 29, 1997	Carquest Bowl	Miami, Fla.	Georgia Tech 35
Dec. 25, 1991	Aloha Bowl	Honolulu, Hawaii	Georgia Tech 18
Jan. 1, 1991	Florida Citrus Bowl	Orlando, Florida	Georgia Tech 45
Dec. 31, 1985	All-American Bowl	Birmingham, Ala.	Georgia Tech 17
Dec. 25, 1978	Peach Bowl	Atlanta, Ga.	Purdue 41
Dec. 18, 1972	Liberty Bowl	Memphis, Tenn.	Georgia Tech 31
Dec. 30, 1971	Peach Bowl	Atlanta, Ga.	Mississippi 41
Dec. 19, 1970	Sun Bowl	El Paso, Texas	Georgia Tech 17
Jan. 2, 1967	Orange Bowl	Miami, Fla.	Florida 27
Jan. 1, 1966	Gator Bowl	Jacksonville, Fla.	Georgia Tech 31
Dec. 22, 1962	Bluebonnet Bowl	Houston, Texas	Missouri 14
Dec. 30, 1961	Gator Bowl	Jacksonville, Fla.	Penn State 30
Jan. 2, 1960	Gator Bowl	Jacksonville, Fla.	Arkansas 14
Dec. 29, 1956	Gator Bowl	Jacksonville, Fla.	Georgia Tech 21
Jan. 2, 1956	Sugar Bowl	New Orleans, La.	Georgia Tech 7
Jan. 2, 1956	Cotton Bowl	Dallas, Texas	Georgia Tech 14
Jan. 1, 1954	Sugar Bowl	New Orleans, La.	Georgia Tech 42
Jan. 1, 1953	Sugar Bowl	New Orleans, La.	Georgia Tech 24
Jan. 1, 1952	Orange Bowl	Miami, Fla.	Georgia Tech 17
Jan. 1, 1948	Orange Bowl	Miami, Fla.	Georgia Tech 20
Jan. 1, 1947	Oil Bowl	Houston, Texas	Georgia Tech 41
Jan. 1, 1945	Orange Bowl	Miami, Fla.	Tulsa 26
Jan. 1, 1944	Sugar Bowl	New Orleans, La.	Georgia Tech 20
Jan. 1, 1943	Cotton Bowl	Dallas, Texas	Texas 14
Jan. 1, 1940	Orange Bowl	Miami, Fla.	Georgia Tech 21
Jan. 1, 1929	Rose Bowl	Pasadena, Calif.	Georgia Tech 8

Note

Charles Scott runs for three TDs, Tech loses in backyard State scores 27 unanswered points after Tech's early 7-0 lead Tashard Choice's 169 yards not enough, Pat White leads WV Utah rolls up 550 yards of offense, blanks Tech in second half Tech has 514 yards of total offense, Reggie Ball throws for 2 TDs P.J. Daniels rushes for 307 yards, four TDs, Tech defense shines Tech makes strong rally, but Bulldogs score game's final 10 points Godsey, Campbell, interim coach lead Tech in first Seattle Bowl Tech can't overcome six turnovers, lose to Nick Saban's Tigers Five-game bowl win streak ends, two 'Canes rush for 100 yards Joe Hamilton threw three TD passes and caught another MVP Joe Hamilton has 356 yards total offense, three touchdowns Jimmy Lincoln's 2-point conversion with 14 seconds left seals win Tech clinches UPI national title behind MVP QB Shawn Jones Malcolm King runs for 122 yards and scores winning TD late With Eddie Lee Ivery out with injury, Tech has 12 yards rushing Back-up QB Jim Stevens throws for 3 TDs, ISU fails on 2-pointer Despite 317 yards total offense, Tech blown out in Atlanta bowl Jacket defense pitches first-half shut out, builds 10-0 lead Steve Spurrier quarterbacks Gators past Bobby Dodd, Jackets QB Jerry Priestley's 1-yard TD early in fourth quarter keys Jackets MU's Bill Tobin runs for 114 yards, Tech throws four interceptions Tech bolts to 9-0 lead, but State's Galen Hall passes for 3 TDs Former Tech star Frank Broyles coaches Razorbacks to win Tech wins sixth straight bowl, beats Pitt for second straight year Wade Mitchell scores only TD, Tech wins fifth straight major bowl Jackets complete "grand slam" with wins in all four major bowls Tech unleashes aerial attack, completing 20-of-35 for 268 yards National championship clinched after scoring 24 straight points Pepper Rodgers' field goal secures win, 11-0-1 season for Tech Tech forces fumble inside 1-yard line to foil Kansas' frenzied rally Yellow Jackets pick off eight St. Mary's passes in the rain and mud Frank Broyles' 304-yard passing effort can't overcome 20-0 deficit Tech overcomes 18-7 second-half deficit, blanks Tulsa in 2nd half Gallant Tech comeback falls short when drive stalls on 3-yard line 21 straight points makes first of five Orange Bowl trips a success Wrong Way Riegels helps Golden Tornado to perfect 10-0 season

Georgia Tech's Bowl Superlatives

TEAM RECORDS

Points: Most, 52 vs. Tulsa (2004 Humanitarian). Fewest Allowed, 0 vs. Pittsburgh (1956 Sugar)
Total Offense: Most, 514 vs. Syracuse (2004 Champs). Fewest Allowed, 66 vs. California (1929 Rose)
Rushing: Most, 371 vs. Tulsa (2004 Humanitarian). Fewest Allowed, -52 vs. Tulsa (2004 Humanitarian)
Rushing Attempts: Most, 79 vs. Texas Tech (1965 Gator). Fewest Allowed, 22 vs. Texas Tech (1965 Gator), West Virginia (1997 Carquest)
Passing Yards: Most, 326 vs. West Virginia (2007 Gator). Fewest Allowed, 0 vs. Missouri (1962 Bluebonnet)
Pass Completions: Most, 23 vs. Stanford (2001 Seattle). Fewest Allowed, 0 vs. Missouri (1962 Bluebonnet)
Pass Attempts: Most, 40 vs. Miami (2000 Gator). Fewest Allowed, 0 vs. Missouri (1962 Bluebonnet)

INDIVIDUAL RECORDS

Yards Rushing: 307, P.J. Daniels vs. Tulsa, (2004 Humanitarian)
 *NCAA Bowl Record
Rushing Attempts: 33, Lenny Snow vs. Texas Tech (1965 Gator Bowl)
Pass Attempts: 40, Joe Hamilton vs. Miami, (2000 Gator)
Completions: 23, George Godsey vs. Stanford (2001 Seattle)
Yards Passing: 326, Taylor Bennett vs. West Virginia (2007 Gator)

Completion Pct.: .696 (16-23), Shawn Jones vs. Nebraska (1991 Citrus)
Total Offense: 356, Joe Hamilton vs. West Virginia (1997 Carquest) (274 pass, 82 rush)
Receptions: 10, Kelly Campbell vs. Stanford, (2001 Seattle)
Yards Receiving: 186, Calvin Johnson vs. West Virginia (2007 Gator)
Touchdowns: 4, P.J. Daniels vs. Tulsa (2004 Humanitarian)
TDs Rushing: 4, P.J. Daniels vs. Tulsa (2004 Humanitarian)
TD Passes: 3, Jim Still vs. Kansas (1948 Orange); Pepper Rodgers vs. WVU (1954 Sugar); Jim Stevens vs. Iowa St. (1972 Liberty); Joe Hamilton vs. Notre Dame (1999 Gator); Taylor Bennett vs. WVU (2007 Gator)
TD Receptions: 2, George Brodnax vs. St. Mary's (1947 Oil); Jim Patton vs. Kansas (1948 Orange); Dez White vs. Notre Dame (1999 Gator); Calvin Johnson vs. WVU (2007 Gator)
Points: 24, P.J. Daniels vs. Tulsa (2004 Humanitarian)
Points by Kicking: 9, Scott Sisson vs. Nebraska (1991 Citrus)
Field Goals: 2, Luke Manget vs. Miami (2000 Gator)
PATs: 7, Travis Bell vs. Syracuse (2004 Champs)
Interceptions: 2, Tom Bleick vs. Texas Tech (1965 Gator); Rick Lewis vs. Texas Tech (1970 Sun)
Tackles: 16, Ron Rogers vs. West Vir-

ginia (1997 Carquest)
Longest Run: 68 yards (TD), Joseph Auer vs. Penn State (1961 Gator)
Longest Pass: 80 yards (TD), Reggie Ball to Nate Curry (2004 Champs)
Longest Field Goal: 40 yards, David Bell vs. Michigan State (1985 All American)
Longest Interception Return: 73 yards, W.P. McHugh vs. St. Mary's (1947 Oil Bowl)
Longest Kickoff Return: 43 yards, Drew Hill vs. Purdue (1978 Peach)
Longest Punt Return: 63 yards, Willie Clay vs. Stanford (1991 Aloha)
Longest Punt: 67 yards, Jason Bender vs. Stanford (1991 Aloha)
Best Punting Avg: 47.4 yards (7 punts), Jason Bender vs. Stanford (1991 Aloha)

INDIVIDUAL CAREER LEADERS

Rushing: P.J. Daniels (3), 535 yds, 68 att
Passing: Joe Hamilton (3), 756 yds
Pass Attempts: Joe Hamilton (3), 96 att
Pass Completions: Joe Hamilton (3), 52 cmp
TD Passes: Pepper Rodgers (2), 5 TD
Total Offense: Joe Hamilton (3), 906 yds
Receptions: Kelly Campbell (4), 18 rec, 176 yds
Receiving Yards: Calvin Johnson (3), 266 yds, 13 rec
Touchdowns: P.J. Daniels (3), 6 TD



P.J. Daniels rushed for 307 yards vs. Tulsa in the '04 Humanitarian Bowl.

DID YOU KNOW?

Georgia Tech was the first school to win each of the four traditional major bowls, the Rose, Orange, Sugar and Cotton. The Jackets completed the feat in 1955.



Georgia Tech In The National Polls

TECH IN FINAL POLLS

Year	Record	AP	UPI	TSN	USA
1939	8-2	16	—	—	—
1942	9-2	5	—	—	—
1943	8-3	13	—	—	—
1944	8-3	13	—	—	—
1946	9-2	11	—	—	—
1947	10-1	10	—	—	—
1951	11-0-1	5	5	—	—
1952*	12-0	2	2	—	—
1953	9-2-1	8	9	—	—
1954	8-3	—	13	—	—
1955	9-1-1	7	7	—	—
1956	10-1	4	4	—	—
1961	7-4	13	13	—	—
1962	7-3-1	—	11	—	—
1966	9-2	8	8	—	—
1970	9-3	13	17	—	—
1972	7-4-1	20	NR	—	—
1985	9-2-1	19	18	17	18
1990	11-0-1	2	1	1	2
1997	7-5	25	—	—	NR
1998	10-2	9	—	—	11
1999	8-4	21	—	—	20
2000	9-3	17	—	—	19
2001	8-5	24	—	—	—
2008	9-4	22	—	—	22

*No. 1 by International News Service

Note: The coaches' poll was released by UPI through 1990, then by USA Today beginning in 1991.

TECH IN THE ASSOCIATED PRESS TOP 25

Last time ranked in top 25	Final 2008 poll
Last time ranked in top 10	Sept. 24, 2001
All-time weeks ranked in AP poll	269
All-time weeks ranked in top 10	139
All-time weeks ranked in top 5	58
Highest AP ranking all-time	2nd (13 times)
vs. top 25 all-time	82-151-6
vs. ACC	21-35-0
at home	43-70-4
on road	24-72-2
neutral sites	15-9

TECH VS. AP TOP-25 OPPONENTS

	All	H	A	N	Bowls
All Top 25	82-151-6	43-70-4	24-72-2	15-9	15-7
vs. ACC	21-35	12-17	9-17	0-1	0-0
vs. No. 1	2-9-1	1-1-1	1-8	0-0	0-0
vs. No. 2	0-9-1	0-5-1	0-4	0-0	0-0
vs. No. 3	1-9	0-5	1-4	0-0	0-0
vs. No. 4	2-9	1-5	1-4	0-0	0-0
vs. No. 5	3-11	1-7	2-4	0-0	0-0
vs. No. 6	4-5	2-4	1-1	1-0	1-0
vs. No. 7	3-10	2-3	0-5	1-2	1-1
vs. No. 8	4-8	3-4	1-4	0-0	0-0
vs. No. 9	4-10	3-3	0-6	1-1	1-1
vs. No. 10	4-8	0-3	1-5	3-0	3-0
vs. No. 11	4-6	1-2	1-3	2-1	2-1
vs. No. 12	5-6	2-2	2-4	1-0	1-0
vs. No. 13	5-5	2-1	2-3	1-1	1-1
vs. No. 14	2-9	1-5	1-4	0-0	0-0
vs. No. 15	4-6-2	3-5-1	0-1-1	1-0	1-0
vs. No. 16	5-3-2	4-0-1	1-2-1	0-1	0-0
vs. No. 17	8-5	5-2	1-1	2-2	2-2
vs. No. 18	5-6	3-3	2-3	0-0	0-0
vs. No. 19	7-3	2-1	3-2	2-0	2-0
vs. No. 20	4-6	3-4	1-2	0-0	0-0
vs. No. 21	1-1	1-1	0-0	0-0	0-0
vs. No. 22	1-3	1-2	0-1	0-0	0-0
vs. No. 23	3-1	1-0	2-0	0-1	0-1
vs. No. 24	0-0	0-0	0-0	0-0	0-0
vs. No. 25	1-3	1-2	0-1	0-0	0-0

WINS OVER TOP-10 TEAMS

Date	Game	Opp	Tech
9-30-06	at Virginia Tech, 38-27	11/10	24/NR
11-19-05	at Miami, 14-10	3/3	NR
11-2-02	at NC State, 24-17	10/8	NR
10-28-00	at Clemson, 31-28	5/4	NR
10-17-98	Virginia, 41-38	7/6	25/25
11-3-90	at Virginia, 41-38	1/1	16/14
10-15-88	South Carolina, 34-0	8	NR
9-12-81	at Alabama, 24-21	4	NR
11-8-80	Notre Dame, Tie 3-3	1	NR
10-8-66	Tennessee, 6-3	8	9
1-1-66	Texas Tech, 31-21	10	NR
11-17-62	Alabama, 7-6	1	NR
9-22-61	at Southern Cal, 27-7	9	NR
11-5-60	Tennessee, 14-7	8	NR
9-26-59	SMU, 16-12	6	16
10-3-59	Clemson, 16-6	6	7
10-10-59	at Tennessee, 14-7	8	3
10-18-58	Auburn, Tie 7-7	2	NR
11-2-57	Duke, 13-0	7	NR
9-29-56	at SMU, 9-7	5	2
1-1-55	Arkansas, 14-6	10	NR
1-1-54	West Virginia, 42-19	10	8
1-1-53	Mississippi, 24-7	7	2

11-1-52	at Duke, 28-7	6	4
1-1-52	Baylor, 17-14	9	5
11-1-47	Duke, 7-0	9	6
9-26-42	Auburn, 15-0	4	6
1-14-42	Alabama, 7-0	5	2
10-21-44	Navy, 17-15	9	8
1-1-40	Missouri, 21-7	6	16

GEORGIA TECH VS. NO. 1

Date	Opponent	Result
11-11-99	at Florida State	L 35-41
10-21-95	at Florida State	L 10-42
10-2-93	at Florida State	L 0-51
11-3-90	at Virginia	W 41-38
11-27-82	at Georgia	L 38-18
11-29-80	at Georgia	L 38-20
11-8-80	Notre Dame	T 3-3
9-22-73	Southern Cal	L 23-6
11-14-70	Notre Dame	L 10-7
11-17-62	Alabama	W 7-6
10-24-53	at Notre Dame	L 27-14
10-2-43	at Notre Dame*	L 55-13

*The first poll of the season was released the following Monday; Notre Dame was No. 1 for the entire season.

Georgia Tech Week-By-Week In The Associated Press Top 25

1939	Nov 10 . . .6	Oct 19 . . .4	Sept 30 . .14	1965	1990	Nov 8 . . .22	Oct 22 . . .1
Nov 20 . .19	Nov 17 . .10	Oct 26 . . .8	Oct 7 . . .17	Nov 17	Oct 2 . . .23	Nov 15 . .21	Oct 29 . .23
Dec 4 . .13	Nov 24 . . .9	Nov 2 . . .6	Nov 4 . . .18		Oct 9 . . .18	Nov 22 . .17	Nov 5 . . .20
Dec 11 . .16	Dec 1 . . .9	Nov 9 . . .5		1966	Oct 16 . .11	Nov 29 . .12	Nov 19 . .21
	Dec 8 . .10	Nov 16 . .12	1958	Sept 26 . . .9	Oct 23 . .16	Dec 6 . .12	Jan 4 . .24
		Nov 23 . .10	Oct 20 . .17	Oct 3 . . .9	Oct 30 . .16	Jan 4 . . .9	
		Nov 30 . . .8	Nov 10 . .20	Oct 10 . . .7	Nov 6 . . .7		2005
				Oct 17 . . .6	Nov 13 . . .4	1999	Sept 4 . .17
1942	Oct 12 . . .6	1948		Oct 24 . . .5	Nov 20 . . .3	Preseason 11	Sept 11 . .16
Oct 19 . . .6	Oct 4 . . .6			Oct 31 . . .5	Nov 27 . . .2	Aug 28 . .10	Sept 18 . .15
Oct 26 . . .5	Oct 11 . . .7	1954	1959	Nov 7 . . .5	Dec 4 . . .2	Sept 6 . .10	Sept 25 . .25
Nov 2 . . .3	Oct 18 . . .6	Preseason 7	Sept 21 . .16	Nov 14 . . .5	Jan 2 . . .2	Sept 13 . .12	Nov 6 . .24
Nov 9 . . .2	Oct 25 . . .6	Sept 20 . . .5	Sept 28 . .7	Nov 21 . . .8		Sept 20 . .10	Nov 20 . .20
Nov 16 . . .2	Nov 1 . . .6	Oct 11 . .19	Oct 5 . . .3	Nov 28 . . .8	1991	Sept 27 . .9	Nov 27 . .24
Nov 23 . . .2	Nov 8 . . .11	Oct 18 . .15	Oct 12 . . .4	Dec 5 . . .8	Preseason 8	Oct 3 . . .7	Dec 4 . .24
Nov 30 . . .5	Nov 15 . .20		Oct 19 . . .9		Sept 3 . .17	Oct 10 . . .8	
		1955	Oct 26 . . .9	1970	Sept 10 . .17	Oct 17 . . .8	2006
		Preseason 10	Nov 2 . .19	Sept 21 . .19	Sept 17 . .17	Oct 24 . . .7	Sept 26 . .24
1943	1951	Sept 19 . .2	Nov 9 . .15	Sept 28 . .15	Sept 24 . .19	Nov 1 . . .7	Oct 2 . .18
Nov 8 . .19	Oct 1 . .11	Sept 26 . .3		Oct 5 . . .13	Oct 1 . . .21	Nov 8 . . .13	Oct 9 . .13
Nov 15 . .15	Oct 8 . . .8	Oct 3 . . .4	1960	Oct 12 . .16		Nov 15 . .14	Oct 16 . .13
Nov 22 . .14	Oct 15 . . .5	Sept 19 . .13		Nov 16 . .17	1992	Nov 22 . .20	Oct 23 . .21
Nov 29 . .13	Oct 22 . . .3	Oct 10 . . .5	Sept 19 . .13	Nov 23 . .16	Preseason 23	Nov 29 . .17	Oct 30 . .20
	Oct 29 . . .5	Oct 17 . .13	Sept 26 . .10	Nov 30 . .13	Aug 31 . .24	Dec 6 . .17	Nov 6 . .19
	Nov 5 . . .8	Oct 24 . .12	Oct 10 . .19	Dec . . .13	Sept 7 . .24	Jan 5 . .17	Nov 13 . .18
1944	Nov 12 . . .7	Oct 31 . . .8		Jan 5 . .13	Sept 14 . .22		Nov 20 . .16
Oct 9 . .10	Nov 19 . . .7	Nov 7 . .11	1961		Sept 28 . .23	2000	Nov 27 . .23
Oct 16 . . .8	Nov 26 . . .6	Nov 14 . .10	Oct 2 . . .3	1971	Oct 5 . . .17	Oct 29 . .25	
Oct 23 . . .5	Dec 3 . . .5	Nov 21 . . .9	Oct 16 . . .8	Preseason 17	Oct 12 . .16	Nov 5 . .24	2007
Nov 6 . .13		Nov 28 . . .7	Oct 23 . . .9		Oct 19 . .19	Nov 12 . .20	Sept 2 . .21
Nov 13 . . .9	1952	Preseason 3	Oct 30 . . .7	1972		Nov 19 . .18	Sept 9 . .15
Nov 20 . .10	Preseason 3	1956	Nov 6 . . .9	Jan 3 . .20	1996	Nov 26 . .17	
Dec 4 . .13	Sept 29 . .6	Preseason 4	Dec 4 . .13		Oct 7 . . .23	Dec 6 . .15	2008
	Oct 6 . . .5	Sept 24 . .2			Oct 14 . .22	Jan 4 . .17	Oct 19 . .21
1946	Oct 13 . . .4	Oct 1 . . .3	1962	1978			Nov 2 . .22
Oct 28 . .16	Oct 20 . . .5	Oct 8 . . .3	Sept 24 . .8	Nov 13 . .20			Nov 7 . .14
Nov 4 . . .8	Oct 27 . . .4	Oct 15 . . .3	Oct 1 . . .5		1997	2001	Nov 23 . .18
Nov 11 . . .7	Nov 3 . . .3	Oct 22 . . .3			Oct 6 . . .25	Preseason 10	Nov 30 . .15
Nov 18 . . .6	Nov 10 . . .2	Oct 29 . . .2	1963	1984	Oct 13 . .21	Aug 27 . .11	Dec 7 . .14
Nov 25 . . .7	Nov 17 . . .2	Nov 5 . . .2	Sept 23 . .9	Sept 26 . .18	Jan 15 . .25	Sept 3 . .10	Final . . .22
Dec 2 . .11	Nov 24 . . .3	Nov 12 . . .4	Sept 30 . .7	Oct 2 . .12		Sept 10 . .10	
	Dec 1 . . .2	Nov 19 . . .5	Oct 14 . . .8	Oct 10 . .20		No poll 9/17	
		Nov 26 . . .4			1998	Oct 11 . .25	Sept 24 . .9
1947	Oct 6 . . .4	1953	Dec 3 . . .4	1964	Oct 18 . .20	Oct 1 . .17	
Oct 13 . . .5	Preseason 3		Oct 26 . . .8	1985	Oct 25 . .23	Oct 8 . .15	
Oct 20 . . .7	Sept 28 . .9	1957	Nov 2 . . .7	Jan 3 . .19	Nov 1 . .23	Oct 15 . .23	
Oct 27 . . .6	Oct 5 . .10	Preseason 11	Nov 9 . .10				
Nov 3 . . .6	Oct 12 . . .6	Sept. 23 . .3					



Year-By-Year Record

Year	W-L	Conference	Bowl Result	Championships
1892	0-3			
1893	2-1-1			
1894	0-3			
1895	No Team			
1896	1-1-1			
1897	0-1			
1898	0-3			
1899	0-5			
1900	0-4			
1901	4-0-1			
1902	0-6-2			
1903	2-5			
JOHN HEISMAN (102-29-7, 16 years)				
1904	8-1-1			
1905	6-0-1			
1906	5-3-1			
1907	4-4			
1908	6-3			
1909	7-2			
1910	5-3			
1911	6-2-1			
1912	5-3-1			
1913	7-2			
1914	6-2			
1915	7-0-1			
1916	8-0-1			SIAA Champions
1917	9-0			NATIONAL CHAMPIONS/SIAA Champions
1918	6-1			SIAA Co-Champions
1919	7-3			
WILLIAM ALEXANDER (134-95-15, 25 years)				
1920	8-1			SIAA Co-Champions
1921	8-1			SIAA Co-Champions
SOUTHERN CONFERENCE				
1922	7-2	4-0		Southern Conference Co-Champions
1923	3-2-4	1-0-4		
1924	5-3-1	3-2-1		
1925	6-2-1	4-1-1		
1926	4-5	4-3		
1927	8-1-1	7-0-1		Southern Conference Co-Champions
1928	10-0	7-0		Rose Bowl (W) Southern Conference Champions CO-NATIONAL CHAMPIONS
1929	3-6	3-5		
1930	2-6-1	2-4-1		
1931	2-7-1	2-4-1		
1932	4-5-1	4-4-1		
SOUTHEASTERN CONFERENCE				
1933*	5-5	2-5	11th	
1934	1-9	0-6	11th	
1935	5-5	3-4	8th	
1936	5-5-1	3-3-1	T-6th	
1937	6-3-1	3-2-1	6th	
1938	3-4-3	2-1-3	5th	
1939	8-2	6-0	T-1st	Orange Bowl (W) SEC Co-Champions
1940	3-7	1-5	12th	
1941	3-6	2-4	9th	
1942	9-2	4-1	T-2nd	Cotton Bowl (L)
1943	8-3	3-0	1st	Sugar Bowl (W) SEC Champions
1944	8-3	4-0	1st	Orange Bowl (L) SEC Champions
BOBBY DODD (165-64-8, 22 years)				
1945	4-6	2-2	T-5th	
1946	9-2	4-2	4th	Oil Bowl (W)
1947	10-1	4-1	2nd	Orange Bowl (W)
1948	7-3	4-3	5th	
1949	7-3	5-2	4th	
1950	5-6	4-2	5th	
1951	11-0-1	7-0	1st	Orange Bowl (W) SEC Champions
1952	12-0	6-0	1st	Sugar Bowl (W) SEC Champions
CO-NATIONAL CHAMPIONS				
1953	9-2-1	4-1-1	2nd	Sugar Bowl (W)
1954	8-3	6-2	2nd	Cotton Bowl (W)
1955	9-1-1	4-1-1	3rd	Sugar Bowl (W)


Year	W-L	Conference	Bowl Result	Championships
1956	10-1	7-1	2nd	Gator Bowl (W)
1957	4-4-2	3-4-1	8th	
1958	5-4-1	2-3-1	T-8th	
1959	6-5	3-3	7th	Gator Bowl (L)
1960	5-5	4-4	7th	
1961	7-4	4-3	T-4th	Gator Bowl (L)
1962	7-3-1	5-2	4th	Bluebonnet Bowl (L)
1963	7-3	4-3	6th	
INDEPENDENT				
1964	7-3			
1965	7-3-1			Gator Bowl (W)
1966	9-2			Orange Bowl (L)
BUD CARSON (27-27, 5 years)				
1967	4-6			
1968	4-6			
1969	4-6			
1970	9-3			Sun Bowl (W)
1971	6-6			Peach Bowl (L)
BILL FULCHER (12-10-1, 2 years)				
1972	7-4-1			Liberty Bowl (W)
1973	5-6			
PEPPER RODGERS (34-31-2, 6 years)				
1974	6-5			
1975	7-4			
1976	4-6-1			
1977	6-5			
1978	7-5			Peach Bowl (L)
ATLANTIC COAST CONFERENCE				
1979#	4-6-1			
BILL CURRY (31-43-4, 7 years)				
1980	1-9-1			
1981	1-10			
1982	6-5			
1983#	3-8	3-2	3rd	
1984	6-4-1	2-2-1	5th	
1985	9-2-1	5-1	2nd	All-American Bowl (W)
1986	5-5-1	3-3	4th	
BOBBY ROSS (31-26-1, 5 years)				
1987	2-9	0-6	8th	
1988	3-8	0-7	8th	
1989	7-4	4-3	T-4th	
1990	11-0-1	6-0-1	1st	Florida Citrus Bowl (W) ACC Champions NATIONAL CHAMPIONS
1991	8-5	5-2	T-2nd	Aloha Bowl (W)
BILL LEWIS (11-19, 3 years)				
1992	5-6	4-4	T-4th	
1993	5-6	3-5	6th	
1994 ⁽¹⁾	1-10	0-8	9th	
GEORGE O'LEARY (52-33, 7 years)				
1995	6-5	5-3	4th	
1996	5-6	4-4	5th	
1997	7-5	5-3	T-3rd	Carquest Bowl (W)
1998	10-2	7-1	T-1st	Gator Bowl (W) ACC Co-Champions
1999	8-4	5-3	T-2nd	Gator Bowl (L)
2000	9-3	6-2	T-2nd	Peach Bowl (L)
2001 ⁽²⁾	8-5	4-4	T-4th	Seattle Bowl (W)
CHAN GAILEY (37-27, 5 years)				
2002	7-6	4-4	5th	Silicon Valley Classic (L)
2003	7-6	4-4	4th	Humanitarian Bowl (W)
2004	7-5	4-4	T-6th	Champs Sports Bowl (W)
2005	7-5	5-3	3rd Coastal	Emerald Bowl (L)
2006	9-5	7-1	1st Coastal	Gator Bowl (L)
2007 ⁽³⁾	7-5	4-4	3rd Coastal	Humanitarian Bowl (L)
PAUL JOHNSON (9-4, 1 year)				
2008	9-4	5-3	T-1st Coastal	Chick-fil-A Bowl (L)

1- George O'Leary served as interim head coach for final three games
 2- Mac McWhorter served as interim head coach for the Seattle Bowl
 3- Jon Tenuta served as interim head coach for the Rody's Humanitarian Bowl
 * 1933 - Georgia Tech is charter member of Southeastern Conference
 # Georgia Tech joined the ACC in 1979 and became eligible for ACC championship in 1983
 1964 - Georgia Tech leaves Southeastern Conference



Year-By-Year Scores

ALL-TIME RECORD: 662-446-43 (116 SEASONS)



Georgia Tech's first football team in 1892.

1892 • 0-3

Coach & Captain: E.E. West

H 0-2, A 0-1

Date	Result	Opponent	Record
N. 5	aL 6-12	Mercer (Central Park)	0-1
N. 19	hL 10-20	Vanderbilt (Piedmont Park)	0-2
N. 25	hL 0-26	Auburn (Brisbane Park)	0-3

1893 • 2-1-1

Coaches: Frank O. Spain & Lt. Leonard Wood

Captain: W.W. Hunter

H 1-1-1, A 1-0

Date	Result	Opponent	Record
N. 4	aW 28-6	Georgia	1-0
N. 11	hW 10-6	Mercer	2-0
N. 30	hL 0-6	St. Albans (Piedmont, Thanksgiving)	2-1
D. 7	hT 0-0	Auburn	2-1-1

1894 • 0-3

Coaches: Frank O. Spain & Lt. Leonard Wood

Captain: Thomas Raulo

H 0-3

Date	Result	Opponent	Record
O. 27	hL 0-8	Savannah A.A.	0-1
N. 17	hL 0-94	Auburn (Athletic Park)	0-2
N. 29	hL 0-34	Ft. McPherson (Athletic Park)	0-3

1896 • 1-1-1

No Captain

H 0-0-1, A 1-1

Date	Result	Opponent	Record
O. 31	aW 6-4	Mercer (Central Park)	1-0
N. 7	aL 0-45	Auburn	1-1
N. 21	hT 12-12	Mercer (Brisbane Park)	1-1-1

1897 • 0-1

No Captain

A 0-1

Date	Result	Opponent	Record
O. 23	aL 0-28	Georgia	0-1

1898 • 0-3

Coach: R.B. "Cow" Nalley • **No Captain**

A 0-2, N 0-1

Date	Result	Opponent	Record
N. 5	aL 6-29	Auburn	0-1
N. 24	nL 0-23	Clemson (@Augusta)	0-2
D. 22	aL 0-15	Georgia	0-3

1899 • 0-5

Coach: Mr. Collier • **Captain:** Pete Wooley

■ **Home Games at Piedmont Park**

H 0-2, A 0-3

Date	Result	Opponent	Record
O. 14	aL 0-63	Auburn	0-1

O. 23	hL 0-30	Sewanee	0-2
O. 28	aL 0-20	Georgia	0-3
N. 11	hL 0-15	Nashville	0-4
N. 30	aL 5-41	Clemson (@Greenville, Thanksgiving)	0-5

1900 • 0-4

Captain: W.J. Holman

■ **Home Games at Piedmont Park**

H 0-4

Date	Result	Opponent	Record
O. 13	hL 0-12	Georgia	0-1
O. 20	hL 0-23	Nashville	0-2
O. 29	hL 0-34	Sewanee	0-3
D. 7	hL 6-38	Davidson	0-4

1901 • 4-0-1

Coach: Dr. Cyrus W. Strickler • **Captain:** A.B. Hoilson

■ **Home Games at Piedmont Park** **H 3-0, A 0-0-1, N 1-0**

Date	Result	Opponent	Record
O. 12	hW 29-0	Gordon	1-0
O. 15	hW 17-0	Furman	2-0
O. 18	nW 33-0	Wofford (@Augusta)	3-0
O. 26	aT 5-5	Furman	3-0-1
N. 9	hW 13-0	South Carolina	4-0-1

1902 • 0-6-2

Coach: John McKee • **Captain:** Bully Young

■ **Home Games at Brisbane Park**

H 0-5-1, A 0-1-1

Date	Result	Opponent	Record
O. 11	hL 6-18	Auburn	0-1
O. 18	hL 5-44	Clemson	0-2
O. 25	hT 0-0	Georgia	0-2-1
N. 1	aT 0-0	Furman	0-2-2
N. 8	hL 0-17	St. Albans (Va.)	0-3-2
N. 13	hL 6-7	Davidson	0-4-2
N. 22	hL 6-10	Tennessee	0-5-2
N. 27	*aL 0-26	Alabama (Thanksgiving)	0-6-2

*at Birmingham, Ala.

1903 • 2-5

Captain: Jesse Thrash

■ **Home Games at Piedmont Park**

H 1-4, A 1-1

Date	Result	Opponent	Record
O. 17	hL 0-73	Clemson	0-1
O. 24	hL 0-38	Georgia	0-2
O. 31	aW 37-0	Howard College (Ala.)	1-2
N. 7	hW 17-0	Florida State College	2-2
N. 14	hL 5-10	Auburn	2-3
N. 21	aL 0-11	Tennessee	2-4
N. 26	hL 0-16	South Carolina (Thanksgiving)	2-5

1904 • 8-1-1

Captain: Barien Moore

■ **Home games at Piedmont Park**

H 8-0-1, A 0-1

Date	Result	Opponent	Record
O. 1	hW 11-5	Ft. McPherson	1-0
O. 8	hW 35-0	Florida State College	2-0
O. 15	hW 51-0	Mooney School (Tenn.)	3-0
O. 17	hW 77-0	Florida	4-0
O. 22	hW 2-0	Tennessee	5-0
O. 29	aL 0-12	Auburn	5-1
N. 5	hT 11-11	Clemson	5-1-1
N. 12	hW 23-6	Georgia	6-1-1
N. 16	hW 59-0	Tennessee Meds	7-1-1
N. 24	hW 18-0	Cumberland (Thanksgiving)	8-1-1



John Heisman

Pennsylvania (1892)

Record: 102-29-7 (.779)

1904-1919 ■ 16 years

1905 • 6-0-1

Captain: Louie Clark

H 6-0-1

■ **Home games on campus at The Flats, future site of Grant Field**

Date	Result	Opponent	Record
O. 7	hW 54-0	Dahlonaga	1-0
O. 21	hW 12-5	Alabama	2-0
O. 28	hW 18-0	Cumberland	3-0
N. 4	hW 45-0	Tennessee	4-0
N. 11	hT 18-18	Sewanee	4-0-1
N. 18	hW 46-0	Georgia	5-0-1
N. 30	hW 17-12	Clemson (Thanksgiving)	6-0-1

1906 • 5-3-1

Captain: E.C. Davies

H 4-3-1, A 1-0

■ **Home games at The Flats**

Date	Result	Opponent	Record
S. 29	hT 6-6	Maryville	0-0-1
O. 6	hW 11-0	Dahlonaga	1-0-1
O. 13	hW 18-0	Grant University (Tenn.)	2-0-1
O. 20	hL 0-16	Sewanee	2-1-1
O. 27	hW 4-0	Davidson	3-1-1
N. 3	hW 11-0	Auburn	4-1-1
N. 10	hW 17-0	Georgia	5-1-1
N. 17	hL 6-37	Vanderbilt	5-2-1
N. 29	hL 0-10	Clemson (Thanksgiving)	5-3-1

1907 • 4-4

Captain: C.A. Sweet

H 4-3, A 0-1

Date	Result	Opponent	Record
O. 5	hW 51-0	Gordon (The Flats)	1-0
O. 12	hW 70-0	Dahlonaga (The Flats)	2-0
O. 19	hW 6-4	Tennessee (Ponce de Leon Park)	3-0
O. 26	hL 6-12	Auburn (Ponce de Leon Park)	3-1
N. 2	hW 10-6	Georgia (Ponce de Leon Park)	4-1
N. 9	hL 0-18	Sewanee (Ponce de Leon Park)	4-2
N. 16	aL 0-54	Vanderbilt	4-3
N. 28	hL 5-6	Clemson (Thanksgiving, Ponce de Leon)	4-4

[Home games from 1908-11 at Ponce de Leon Park]

1908 • 6-3

Captain: L.W. Robert

H 5-3, A 1-0

Date	Result	Opponent	Record
O. 3	hW 32-0	Gordon	1-0
O. 10	hW 30-0	Mooney School (Tenn.)	2-0
O. 17	hW 23-0	Mississippi A&M	3-0
O. 24	hW 11-6	Alabama	4-0
O. 31	hL 5-6	Tennessee	4-1



N. 7	hL	O-44	Auburn	4-2
N. 14	hL	O-6	Sewanee	4-3
N. 19	aW	16-6	Mercer	5-3
N. 26	hW	30-6	Clemson (Thanksgiving)	6-3

1909 • 7-2

Captain: John Davis

Date	Result	Opponent	Record
O. 2	hW	18-6 Gordon	1-0
O. 9	hW	35-6 Mooney School (Tenn.)	2-0
O. 16	hW	59-0 South Carolina	3-0
O. 23	hL	0-15 Sewanee	3-1
O. 30	aW	29-0 Tennessee	4-1
N. 6	hL	0-8 Auburn	4-2
N. 13	aW	35-0 Mercer	5-2
N. 20	hW	12-6 Georgia	6-2
N. 25	hW	29-3 Clemson (Thanksgiving)	7-2

1910 • 5-3

Captain: Dean Hill

Date	Result	Opponent	Record
O. 1	hW	57-0 Gordon	1-0
O. 8	hW	18-0 Chattanooga	2-0
O. 15	hW	46-0 Mercer	3-0
O. 22	aW	36-0 Alabama	4-0
N. 5	hL	0-16 Auburn	4-1
N. 12	hL	0-23 Vanderbilt	4-2
N. 19	hL	6-11 Georgia	4-3
N. 24	hW	34-0 Clemson (Thanksgiving)	5-3

1911 • 6-2-1

Captain: H.W. Patterson

Date	Result	Opponent	Record	
S. 30	hW	22-5	11th Cavalry	1-0
O. 7	aW	28-0	Howard College (Ala.)	2-0
O. 14	hW	24-0	Tennessee	3-0
O. 21	hW	17-0	Mercer	4-0
O. 29	hT	0-0	Alabama	4-0-1
N. 4	hL	6-11	Auburn	4-1-1
N. 11	hW	23-0	Sewanee	5-1-1
N. 18	hL	0-5	Georgia	5-2-1
N. 30	hW	31-0	Clemson (Thanksgiving)	6-2-1

1912 • 5-3-1

Captain: Hugh Leuhrman

■ Home Games at The Flats

Date	Result	Opponent	Record
S. 28	hT 0-0	11th Cavalry	0-0-1
O. 5	aW 20-16	The Citadel	1-0-1
O. 12	hW 20-3	Alabama	2-0-1
O. 19	aW 14-7	Florida (@Jacksonville)	3-0-1
O. 26	aW 16-6	Mercer	4-0-1
N. 2	hL 7-27	Auburn	4-1-1
N. 9	hL 0-7	Sewanee	4-2-1
N. 16	hL 0-20	Georgia	4-3-1
N. 28	hW 23-0	Clemson (Thanksgiving)	5-3-1

[NOTE: Grant Field, with its first permanent seating, was built prior to the 1913 season. From this point, all home games were played at Grant Field unless noted.]

1913 • 7-2

Captain: Homer Cook

Date	Result	Opponent	Record
S. 27	hW	19-0 Ft. McPherson	1-0
O. 4	aW	47-0 The Citadel	2-0
O. 11	aW	71-6 Chattanooga	3-0
O. 18	hW	33-0 Mercer	4-0
O. 25	aW	13-3 Florida (@Jacksonville)	5-0
N. 1	hW	33-0 Sewanee	6-0
N. 8	hL	0-20 Auburn	6-1
N. 15	hL	0-14 Georgia	6-2
N. 27	hW	34-0 Clemson (Thanksgiving)	7-2

1914 • 6-2

Captain: K.J. Fielder

Date	Result	Opponent	Record
O. 3	hW 20-0	South Carolina	1-0
O. 10	hW 105-0	Mercer	2-0

O. 17	aL	O-13	Alabama (@Birmingham)	2-1
O. 24	hW	28-7	VMI	3-1
O. 31	hW	20-0	Sewanee	4-1
N. 7	hL	0-14	Auburn	4-2
N. 14	hW	7-0	Georgia	5-2
N. 26	hW	26-6	Clemson (Thanksgiving)	6-2

1915 • 7-0-1

Captain: D.E. Morrison

Date	Result	Opponent	Record
O. 2	hW	52-0 Mercer	1-0
O. 9	hW	27-7 Davidson	2-0
O. 16	hW	67-0 Transylvania	3-0
O. 23	aW	36-7 LSU (@New Orleans)	4-0
O. 30	hW	23-3 North Carolina	5-0
N. 6	hW	21-7 Alabama	6-0
N. 13	hT	0-0 Georgia	6-0-1
N. 25	hW	7-0 Auburn (Thanksgiving)	7-0-1

1916 • 8-0-1

► SIAA CHAMPIONS

Captain: J.T. Johnson

Date	Result	Opponent	Record
S. 30	hW 61-0	Mercer	1-0
O. 7	hW 222-0	Cumberland	2-0
O. 14	hW 9-0	Davidson	3-0
O. 21	hW 10-6	North Carolina	4-0
O. 28	hT 7-7	Washington & Lee	4-0-1
N. 4	hW 45-0	Tulane	5-0-1
N. 11	hW 13-0	Alabama	6-0-1
N. 18	aW 21-0	Georgia	7-0-1
N. 30	hW 33-7	Auburn (Thanksgiving)	8-0-1

1917 • 9-0

► co-NATIONAL CHAMPIONS

► SIAA CHAMPIONS

Captain: W.G. Carpenter

Captain: W.G. Carpenter			H 8-U, A 1-U
Date	Result	Opponent	Record
S. 29	hW	25-0 Furman (DH)	1-0
S. 29	hW	33-0 Wake Forest (DH)	2-0
O. 6	hW	41-0 Pennsylvania	3-0
O. 13	hW	32-10 Davidson	4-0
O. 20	hW	63-0 Washington & Lee	5-0
N. 3	hW	83-0 Vanderbilt	6-0
N. 10	aW	48-0 Tulane	7-0
N. 17	hW	98-0 Carlisle	8-0
N. 29	hW	68-7 Auburn (Thanksgiving)	9-0

1918 • 6-1

► SIAA CHAMPIONS

Captain: W.R. Fincher

Date	Result	Opponent	Record
O. 5	hW	28-0 Clemson	1-0
O. 12	hW	118-0 Furman	2-0
O. 19	hW	123-0 11th Cavalry	3-0
O. 26	hW	28-0 Camp Gordon	4-0
N. 10	hW	128-0 NC State	5-0
N. 23	aL	0-32 Pittsburgh	5-1
N. 28	hW	41-0 Auburn (Thanksgiving)	6-1

1919 • 7-3

Captain: G.M. Phillips

Date	Result	Opponent	Record	
S. 20	hW	48-0	5th Division	1-0
S. 27	hW	74-0	Furman	2-0
O. 4	hW	14-0	Wake Forest	3-0
O. 11	hW	28-0	Clemson	4-0
O. 18	hW	20-0	Vanderbilt	5-0
O. 25	aL	6-16	Pittsburgh	5-1
N. 1	hW	33-0	Davidson	6-1
N. 8	hL	0-3	Washington & Lee	6-2
N. 15	hW	27-0	Georgetown	7-2
N. 27	hL	7-14	Auburn (Thanksgiving)	7-3

**William Alexander**

Georgia Tech (1912)
Record: 134-95-15 (.580)
1920-1944 • 25 years

1920 • 8-1

► SIAA co-CHAMPIONS

Captain: A.R. Flowers

Captain: R.H. Flowers			1954-55	
Date	Result	Opponent	Record	
S. 25	hW	44-0 Wake Forest	1-0	
O. 2	hW	55-0 Oglethorpe	2-0	
O. 9	hW	66-0 Davidson	3-0	
O. 16	aW	44-0 Vanderbilt	4-0	
O. 23	aL	3-10 Pittsburgh	4-1	
O. 30	hW	24-0 Centre	5-1	
N. 6	hW	7-0 Clemson	6-1	
N. 13	hW	35-6 Georgetown	7-1	
N. 25	hW	34-0 Auburn (Thanksgiving)	8-1	

1921 • 8-1

► SIAA co-CHAMPIONS

Captain: J.W. Harlan

Captain: S. W. Hallahan		1880, 1881, 1882	
Date	Result	Opponent	Record
S. 24	hW	42-0 Wake Forest	1-0
O. 1	hW	41-0 Oglethorpe	2-0
O. 8	hW	70-0 Davidson	3-0
O. 15	hW	69-0 Furman	4-0
O. 22	hW	48-14 Rutgers	5-0
O. 29	nL	7-28 Penn State (Polo Grounds, N.Y.)	5-1
N. 5	hW	48-7 Clemson	6-1
N. 12	hW	21-7 Georgetown	7-1
N. 24	hW	14-0 Auburn (Thanksgiving)	8-1

1922 • 7-2, 4-0 SC

Captain: Red Barron

H 7-1, A 0-1

► SOUTHERN CONFERENCE co-CHAMPIONS

Date	Result	Opponent	Record
S. 30	hW	31-6 Oglethorpe	1-0
O. 7	hW	19-0 Davidson	2-0
O. 14	hW	33-7 Alabama	3-0
O. 21	aL	0-13 Navy	3-1
O. 28	hL	3-13 Notre Dame	3-2
N. 4	hW	21-7 Clemson	4-2
N. 11	hW	19-7 Georgetown	5-2
N. 18	hW	17-0 NC State	6-2
N. 30	hW	14-6 Auburn (Thanksgiving)	7-2

1923 • 3-2-4, 1-0-4 SC

Captain: J.F. McIntyre

H 3-0-4, A 0-2

S. 23	hW	28-13	Oglethorpe	1-0
O. 6	hW	10-7	VMI	2-0
O. 13	hT	7-7	Florida	2-0-1
O. 20	hW	20-10	Georgetown	3-0-1
O. 27	aL	7-35	Notre Dame	3-1-1
N. 3	hT	0-0	Alabama	3-1-2
N. 10	aL	0-7	Penn State	3-2-2
N. 17	hT	3-3	Kentucky	3-2-3
N. 29	hT	0-0	Auburn (Thanksgiving)	3-2-4

1924 • 5-3-1, 3-2-1 SC

Captain: George Gardner

H 5-2-1, A 0-1

S. 27	hW	19-0	Oglethorpe	1-0
O. 4	hW	3-0	VMI	2-0
O. 11	hT	7-7	Florida	2-0-1
O. 18	hW	15-13	Penn State	3-0-1
O. 25	hL	0-14	Alabama	3-1-1
N. 1	aL	3-34	Notre Dame	3-2-1

YEAR-BY-YEAR SCORES



2009 GEORGIA TECH FOOTBALL ■ 193

FULL STEAM AHEAD



Georgia Tech and Auburn met in Atlanta on Thanksgiving Day every year from 1915 to 1929.

N. 8	hW	28-7	LSU	4-2-1
N. 15	hL	0-3	Vanderbilt	4-3-1
N. 27	hW	7-0	Auburn (Thanksgiving)	5-3-1

1925 • 6-2-1, 4-1-1 SC

Captain: S.D. Wycoff H 4-2-1, A 1-0, N 1-0

Date	Result	Opponent	Record
S. 28	hW	13-7 Oglethorpe	1-0
O. 3	hW	33-0 VMI	2-0
O. 10	nW	16-7 Penn State (Yankee Stadium)	3-0
O. 17	hW	23-7 Florida	4-0
O. 24	hL	0-7 Alabama	4-1
O. 31	hL	0-13 Notre Dame	4-2
N. 7	aW	7-0 Vanderbilt	5-2
N. 14	hW	3-0 Georgia	6-2
N. 26	hT	7-7 Auburn (Thanksgiving)	6-2-1

1926 • 4-5, 4-3 SC

Captain: Owen Pool H 4-4, A 0-1

Date	Result	Opponent	Record
S. 25	hL	6-7 Oglethorpe	0-1
O. 2	hW	13-0 VMI	1-1
O. 9	hW	9-6 Tulane	2-1
O. 16	hL	0-21 Alabama	2-2
O. 23	hW	19-7 Washington & Lee	3-2
O. 30	aL	0-12 Notre Dame	3-3
N. 6	hL	7-13 Vanderbilt	3-4
N. 13	hL	13-14 Georgia	3-5
N. 25	hW	20-7 Auburn (Thanksgiving)	4-5

1927 • 8-1-1, 7-0-1 SC

►SOUTHERN CONFERENCE CHAMPIONS

Captain: E.J. Crowley H 8-0, A 0-1-1

Date	Result	Opponent	Record
O. 1	hW	7-0 VMI	1-0
O. 8	hW	13-6 Tulane	2-0
O. 15	hW	13-0 Alabama	3-0
O. 22	hW	13-0 North Carolina	4-0
O. 29	aL	7-26 Notre Dame	4-1
N. 5	aT	0-0 Vanderbilt	4-1-1
N. 12	hW	23-0 LSU	5-1-1
N. 19	hW	19-7 Oglethorpe	6-1-1
N. 24	hW	18-0 Auburn (Thanksgiving)	7-1-1
D. 3	hW	12-0 Georgia	8-1-1

1928 • 10-0, 7-0 SC

►co-NATIONAL CHAMPIONS (INS)

►SOUTHERN CONFERENCE CHAMPIONS

Captain: H.R. Pund H 7-0, A 2-0, N 1-0

Date	Result	Opponent	Record
O. 6	hW	13-0 VMI	1-0
O. 13	aW	12-0 Tulane	2-0
O. 20	hW	13-0 Notre Dame	3-0
O. 27	aW	20-7 North Carolina	4-0
N. 3	hW	32-7 Oglethorpe	5-0

N. 10	hW	19-7 Vanderbilt	6-0
N. 17	hW	33-13 Alabama	7-0
N. 29	hW	51-0 Auburn (Thanksgiving)	8-0
D. 8	hW	20-6 Georgia	9-0
J. 1	nW	8-7 California (Rose Bowl)	10-0

1929 • 3-6, 3-5 SC

Captain: Harold Rusk

H 3-3, A 0-3

Date	Result	Opponent	Record
O. 5	hW	27-13 Mississippi A&M	1-0
O. 12	hL	7-18 North Carolina	1-1
O. 19	hW	19-6 Florida	2-1
O. 26	aL	14-20 Tulane	2-2
N. 2	hL	6-26 Notre Dame	2-3
N. 9	aL	7-23 Vanderbilt	2-4
N. 16	hL	0-14 Alabama	2-5
N. 28	hW	19-6 Auburn (Thanksgiving)	3-5
D. 7	aL	6-12 Georgia	3-6

1930 • 2-6-1, 2-4-1 SC

Captain: Earl Dunlap

H 2-4, A 0-2-1

Date	Result	Opponent	Record
O. 4	hW	45-0 South Carolina	1-0
O. 11	aL	0-31 Carnegie Tech	1-1
O. 18	hW	14-12 Auburn	2-1
O. 25	hL	0-28 Tulane	2-2
N. 1	aT	6-6 North Carolina	2-2-1
N. 8	hL	0-6 Vanderbilt	2-3-1
N. 15	aL	7-34 Pennsylvania	2-4-1
N. 27	hL	7-55 Florida (Thanksgiving)	2-5-1
D. 6	hL	0-13 Georgia	2-6-1

1931 • 2-7-1, 2-4-1 SC

Captain: H.C. Neblett

H 2-4, A 0-3-1

Date	Result	Opponent	Record
O. 3	hW	25-13 South Carolina	1-0
O. 10	hL	0-13 Carnegie Tech	1-1
O. 17	hL	0-13 Auburn	1-2
O. 24	aL	0-33 Tulane	1-3
O. 31	hL	7-49 Vanderbilt	1-4
N. 7	aT	19-19 North Carolina	1-4-1
N. 14	aL	12-13 Pennsylvania	1-5-1
N. 21	hW	23-0 Florida	2-5-1
N. 28	aL	6-35 Georgia	2-6-1
D. 26	hL	6-21 California	2-7-1

1932 • 4-5-1, 4-4-1 SC

Captain: H.C. Neblett

H 2-3-1, A 2-2

Date	Result	Opponent	Record
O. 1	hW	32-14 Clemson	1-0
O. 8	hL	6-12 Kentucky	1-1
O. 15	hL	0-6 Auburn	1-2
O. 22	aW	43-14 North Carolina	2-2
O. 29	aL	0-12 Vanderbilt	2-3
N. 5	hL	14-20 Tulane	2-4
N. 12	hW	6-0 Alabama	3-4
N. 19	aW	6-0 Florida	4-4
N. 26	hT	0-0 Georgia	4-4-1
D. 17	aL	7-27 California	4-5-1

1933 • 5-5, 2-5 SEC

Captains: E.E. Laws, R.H. Tharpe

H 4-4, A 1-1

Date	Result	Opponent	Record
S. 30	hW	39-2 Clemson	1-0
O. 7	aL	6-7 Kentucky	1-1
O. 14	hW	16-6 Auburn	2-1
O. 21	hL	0-7 Tulane	2-2
O. 28	aW	10-6 North Carolina	3-2
N. 4	hL	6-9 Vanderbilt	3-3
N. 11	hW	19-7 Florida	4-3
N. 18	hL	9-12 Alabama	4-4
N. 25	hL	6-7 Georgia	4-5
D. 2	hW	6-0 Duke	5-5

1934 • 1-9, 0-6 SEC

Captain: Jack Phillips

H 1-4, A 0-5

Date	Result	Opponent	Record
S. 29	hW	12-7 Clemson	1-0
O. 6	hL	12-27 Vanderbilt	1-1

O. 13	aL	0-20 Duke	1-2
O. 20	aL	2-9 Michigan	1-3
O. 27	aL	12-20 Tulane	1-4
N. 3	hL	0-26 North Carolina	1-5
N. 10	hL	6-18 Auburn	1-6
N. 17	hL	0-40 Alabama	1-7
N. 24	aL	12-13 Florida	1-8
D. 1	aL	0-7 Georgia	1-9

1935 • 5-5, 3-4 SEC

Captain: R.W. Eubanks

H 5-2, A 0-3

Date	Result	Opponent	Record
S. 28	hW	33-0 Presbyterian	1-0
O. 5	hW	32-0 Sewanee	2-0
O. 12	aL	6-25 Kentucky	2-1
O. 19	hW	6-0 Duke	3-1
O. 26	aL	0-19 North Carolina	3-2
N. 2	hL	13-14 Vanderbilt	3-3
N. 9	hL	7-33 Auburn	3-4
N. 16	aL	7-38 Alabama (@Birmingham)	3-5
N. 23	hW	39-6 Florida	4-5
N. 30	hW	19-7 Georgia	5-5

[NOTE: The Associated Press began its college football poll in 1936. The numbers indicate Georgia Tech's rank on the left and the opponent's rank on the right at the time of the game.]

1936 • 5-5-1, 3-3-1 SEC

Captain: J.W. FitzSimmons

H 5-3, A 0-2-1

Date	Result	Opponent	GT	Opp	Record
S. 26	hW	55-0 #Presbyterian			1-0
O. 3	hW	58-0 Sewanee			2-0
O. 10	hW	34-0 Kentucky			3-0
O. 17	aL	6-19 Duke			3-1
O. 24	aT	0-0 Vanderbilt			3-1-1
O. 31	hL	13-14 Clemson			3-2-1
N. 7	hL	12-13 Auburn	20		3-3-1
N. 14	hL	16-20 Alabama	4		3-4-1
N. 21	hW	38-14 Florida			4-4-1
N. 28	aL	6-16 Georgia			4-5-1
D. 26	hW	13-7 California			5-5-1

#First night game in Georgia Tech history

1937 • 6-3-1, 3-2-1 SEC

Captain: Fletcher Sims

H 4-2-1, A 2-1

Date	Result	Opponent	GT	Opp	Record
S. 24	hW	59-0 Presbyterian			1-0
O. 2	hW	28-0 Mercer			2-0
O. 9	aW	32-0 Kentucky			3-0
O. 16	hL	19-20 Duke		*10	3-1
O. 23	hL	0-21 Auburn	20		3-2
O. 30	hW	14-0 Vanderbilt			4-2
N. 6	hW	7-0 Clemson			5-2
N. 13	aL	0-7 Alabama (@Birmingham)	3		5-3
N. 20	aW	12-0 Florida			6-3
N. 27	hT	6-6 Georgia			6-3-1

*Ranking in first poll released Oct. 18

1938 • 3-4-3, 2-1-3 SEC

Captain: Jack Chivington

H 3-1-2, A 0-3-1

Date	Result	Opponent	GT	Opp	Record
O. 1	hW	19-0 Mercer			1-0
O. 8	hL	6-14 Notre Dame		*5	1-1
O. 15	aL	0-6 Duke		*9	1-2
O. 22	hW	7-6 Auburn			2-2
O. 29	aL	7-13 Vanderbilt			2-3
N. 5	hW	19-18 Kentucky			3-3
N. 12	hT	14-14 Alabama	16		3-3-1
N. 19	hT	0-0 Florida			3-3-2
N. 26	aT	0-0 Georgia			3-3-3
D. 26	aL	0-13 California			3-4-3

*Ranking in first poll released Oct. 17

HISTORY



**1939 • 8-2, 6-0 SEC****►SEC co-CHAMPIONS***Captain: R.W. Murphy*

Date	Result	Opponent
O. 7	aL 14-17	Notre Dame
O. 14	hW 35-0	Howard (Ala.)
O. 21	hW 14-6	Vanderbilt
O. 28	hW 7-6	Auburn
N. 4	hL 6-7	Duke
N. 11	hW 13-6	Kentucky
N. 18	aW 6-0	Alabama (@Birmingham)
N. 25	aW 21-7	Florida
D. 2	hW 13-0	Georgia
J. 1	nW 21-7	#Missouri

#Orange Bowl at Miami, Fla.

*Ranking in first poll released Oct. 16

Final Ranking: 16 (AP)

1940 • 3-7, 1-5 SEC*Captain: N.W. Cavette*

Date	Result	Opponent
O. 5	hW 27-0	Howard (Ala.)
O. 12	aL 20-26	Notre Dame
O. 19	hW 19-0	Vanderbilt
O. 26	hL 7-16	Auburn
N. 2	aL 7-41	Duke
N. 9	aL 7-26	Kentucky (@Louisville)
N. 16	hL 13-14	Alabama
N. 23	hL 7-16	Florida
N. 30	aL 19-21	Georgia
D. 28	hW 13-0	California

*Ranking in first poll released Oct. 14

1941 • 3-6, 2-4 SEC*Captain: C.R. Sanders*

Date	Result	Opponent
O. 4	hW 20-0	Chattanooga
O. 11	hL 0-20	Notre Dame
O. 18	aL 7-14	Vanderbilt
O. 25	hW 28-14	Auburn
N. 1	hL 0-14	Duke
N. 8	hW 20-13	Kentucky
N. 15	aL 0-20	Alabama (@Birmingham)
N. 22	aL 7-14	Florida
N. 29	hL 0-21	Georgia

*Ranking in first poll released Oct. 13

1942 • 9-2, 4-1 SEC*Captain: Jack Marshall*

Date	Result	Opponent
S. 26	hW 15-0	Auburn
O. 3	aW 13-6	Notre Dame
O. 10	hW 30-6	Chattanooga
O. 17	hW 33-0	Davidson
O. 24	aW 21-0	Navy
O. 31	aW 26-7	Duke
N. 7	hW 47-7	Kentucky
N. 14	hW 7-0	Alabama
N. 21	hW 20-7	Florida
N. 28	aL 0-34	Georgia
J. 1	nL 7-14	Texas (Cotton Bowl)

*Ranking in first poll released Oct. 12

Final Ranking: 5 (AP)

1943 • 8-3, 3-0 SEC**►SEC CHAMPIONS***Captains: George Manning, John Steber*

Date	Result	Opponent
S. 25	hW 20-7	North Carolina
O. 2	aL 13-55	Notre Dame
O. 9	hW 35-7	Ga. Navy Pre-Flight
O. 16	hW 27-0	Ft. Benning
O. 23	aL 14-28	Navy (@Baltimore, Md.)
O. 30	hL 7-14	Duke
N. 6	hW 42-7	LSU
N. 13	aW 33-0	Tulane
N. 20	hW 41-6	Clemson
N. 27	hW 48-0	Georgia
J. 1	nW 20-18	Tulsa (Sugar Bowl)

GT	Opp	Record
	*2	0-1
		1-1
		2-1
		3-1
	12	3-2
	18	4-2
	5-2	
19		6-2
		7-2
16	6	8-2

GT	Opp	Record
		1-0
	*6	1-1
		2-1
		2-2
	18	2-3
		2-4
	14	2-5
		2-6
		2-7
		3-7

GT	Opp	Record
		1-0
	*8	1-1
	18	1-2
		2-2
	4	2-3
		3-3
	9	3-4
		3-5
	20	3-6

GT	Opp	Record
		1-0
	4	2-0
		3-0
	6	4-0
	6	5-0
	5	6-0
	3	7-0
	2	8-0
	2	9-0
	2	9-1
	5	9-2

GT	Opp	Record
		1-0
	*1	1-1
		2-1
		3-1
	3	3-2
	8	3-3
	20	4-3
19		5-3
15		6-3
14		7-3
13	15	8-3

*Ranking in first poll released Oct. 4

Final Ranking: 13 (AP)

1944 • 8-3, 4-0 SEC**►SEC CHAMPIONS***Captain: Phillip Tinsley*

Date	Result	Opponent
S. 30	hW 51-0	Clemson
O. 7	hW 28-0	North Carolina
O. 14	hW 27-0	Auburn
O. 21	hW 17-15	Navy
O. 27	hW 13-7	Georgia Navy Pre-Flight
N. 4	aL 13-19	Duke
N. 11	hW 34-7	Tulane
N. 18	aW 14-6	LSU
N. 25	hL 0-21	Notre Dame
D. 2	hW 44-0	Georgia
J. 1	nL 12-26	Tulsa (Orange Bowl)

*Ranking in first poll released Oct. 9

Final Ranking: 13 (AP)

GT	Opp	Record
		1-0
*10		2-0
10		3-0
8	9	4-0
5		5-0
5		5-1
13		6-1
9		7-1
10	18	7-2
		8-2
13		8-3

Bobby Dodd

Tennessee (1931)

Record: 165-64-8 (.713)

1945-1966 ■ 22 years

1945 • 4-6, 2-2 SEC*Captain: Paul Duke*

Date	Result	Opponent
S. 29	aW 20-14	North Carolina
O. 6	hL 7-40	Notre Dame
O. 13	hW 43-0	Howard (Ala.)
O. 20	aL 6-20	Navy (@Baltimore, Md.)
O. 27	hW 20-7	Auburn
N. 3	hL 6-14	Duke
N. 10	aW 41-7	Tulane
N. 17	hL 7-9	LSU
N. 24	hL 7-21	Clemson
D. 1	hL 0-33	Georgia

*Ranking in first poll released Oct. 8

GT	Opp	Record
		1-0
	*3	1-1
		2-1
	2	2-2
		3-2
	18	3-3
		4-3
		4-4
		4-5
		4-6

1946 • 9-2, 4-2 SEC*Captain: R.T. Davis*

Date	Result	Opponent
S. 28	aL 9-13	Tennessee
O. 5	hW 32-6	VMI
O. 12	hW 24-7	Mississippi
O. 19	aW 26-7	LSU
O. 26	hW 27-6	Auburn
N. 2	aW 14-0	Duke
N. 9	hW 28-20	Navy
N. 16	hW 35-7	Tulane
N. 23	hW 41-7	Furman
N. 30	aL 7-35	Georgia
J. 1	nW 41-19	St. Mary's (Oil Bowl)

*Ranking in first poll released Oct. 7

Final Ranking: 11 (AP)

GT	Opp	Record
	*8	0-1
		1-1
		2-1
	12	3-1
15		4-1
16	19	5-1
8		6-1
7		7-1
6		8-1
7	3	8-2
11		9-2

1947 • 10-1, 4-1 SEC*Captains: Bill Healy, Rollo Phillips*

Date	Result	Opponent
S. 27	hW 27-0	Tennessee
O. 4	aW 20-6	Tulane
O. 11	hW 20-0	VMI
O. 18	hW 27-7	Auburn
O. 25	hW 38-0	The Citadel
N. 1	hW 7-0	Duke
N. 8	aW 16-14	Navy (@Baltimore, Md.)
N. 15	aL 7-14	Alabama (@Birmingham)
N. 22	hW 51-0	Furman

GT	Opp	Record
*4		1-0
*4		2-0
4		3-0
5		4-0
7		5-0
6	9	6-0
6		7-0
6	14	7-1
10		8-1

YEAR-BY-YEAR SCORES

N. 29	hW	7-0	Georgia	9		9-1
J. 1	nW	20-14	Kansas (Orange Bowl)	10	12	10-1

*Ranking in first poll released Oct. 6
Final Ranking: 10 (AP)

1948 • 7-3, 4-3 SEC

Captains: George Brodnax, Jim Castleberry

Date	Result	Opponent	GT	Opp	Record
S. 25	aW	13-0 Vanderbilt	*6		1-0
O. 2	hW	13-7 (t) Tulane	*6		2-0
O. 9	hW	27-0 Washington & Lee	*6		3-0
O. 16	hW	27-0 Auburn	7		4-0
O. 23	hW	42-7 Florida	6		5-0
O. 30	aW	19-7 Duke	6		6-0
N. 6	hL	6-13 (t) Tennessee	6		6-1
N. 13	hL	12-14 (t) Alabama	11		6-2
N. 20	hW	54-0 The Citadel	20		7-2
N. 27	aL	13-21 Georgia		12	7-3

*Ranking in first poll released Oct. 4
t-Televised in Atlanta only on WSB-TV

1949 • 7-3, 5-2 SEC

Captain: Tom Coleman

Date	Result	Opponent	GT	Opp	Rec	Att
S. 24	hW	12-7 (t) Vanderbilt			1-0	39,000
O. 1	aL	0-18 Tulane		*4	1-1	55,000
O. 8	hW	36-0 (t) Washington & Lee			2-1	25,000
O. 15	hW	35-21 (t) Auburn			3-1	33,000
O. 22	aW	43-14 Florida			4-1	27,000
O. 29	hL	14-27 (t) Duke (H)			4-2	38,000
N. 5	hW	30-13 Tennessee		14	5-2	NA
N. 12	aL	7-20 Alabama (@Birmingham)			5-3	43,000
N. 19	hW	13-3 (t) South Carolina			6-3	20,000
N. 26	hW	7-6 (t) Georgia			7-3	40,000

*Ranking in first poll released Oct. 3
t-Televised in Atlanta only on WSB-TV

1950 • 5-6, 4-2 SEC

Captain: Bob Bossons

Date	Result	Opponent	GT	Opp	Rec	Att
S. 23	aL	13-33 SMU		10*	0-1	NA
S. 30	hL	0-7 South Carolina			0-2	25,000
O. 7	hW	16-13 Florida			1-2	25,000
O. 14	aW	13-0 LSU			2-2	42,000
O. 21	hW	20-0 Auburn			3-2	30,000
O. 28	hL	14-28 Kentucky (H)		4	3-3	35,000
N. 4	aL	21-30 Duke			3-4	30,000
N. 11	hL	13-14 VMI			3-5	22,000
N. 18	hL	19-54 Alabama			3-6	38,000
N. 25	hW	46-14 Davidson			4-6	20,000
D. 2	aW	7-0 Georgia			5-6	50,000

*Preseason poll

1951 • 11-0-1, 7-0 SEC

►SEC CHAMPIONS


Captain: Lamar Wheat

Date	Result	Opponent	GT	Opp	Rec	Att
S. 22	hW	21-7 SMU			1-0	33,000
S. 29	aW	27-0 Florida			2-0	39,000
O. 6	aW	13-7 Kentucky	11	17	3-0	35,000
O. 13	hW	25-7 LSU	8		4-0	30,000
O. 20	hW	27-7 Auburn	5		5-0	31,000
O. 27	aW	8-7 Vanderbilt	3		6-0	26,000
N. 3	hT	14-14 Duke (H)	5		6-0-1	36,000
N. 10	hW	34-7 VMI	8		7-0-1	21,000
N. 17	aW	27-7 Alabama (@Birmingham)	7		8-0-1	35,000
N. 24	hW	34-7 Davidson	7		9-0-1	18,000
D. 1	hW	48-6 Georgia	6		10-0-1	40,000
J. 1	nW	17-14 Baylor (Orange Bowl)	5	9	11-0-1	65,837

Final Ranking: 5 (AP)

TV Guide

T1 ABC	T6 NBC
T2 ESPN	T7 Fox Sports Net
T3 ESPN2	T8 TBS
T4 Raycom	T9 ESPNU
T5 CBS	T10 Other



Georgia Tech safety Jake Rudolph (kneeling) upends Alabama's Bobby Marlow to preserve a 7-3 win in 1952. Tech went on to be crowned national champion.

1952 • 12-0, 6-0 SEC

►co-NATIONAL CHAMPIONS

►SEC CHAMPIONS

Captains: George Morris, Hal Miller

Date	Result	Opponent	GT	Opp	Rec	Att
S. 20	hW	54-6 The Citadel	*3		1-0	22,000
S. 27	hW	17-14 Florida	*3		2-0	30,939
O. 4	aW	20-7 SMU	6		3-0	41,000
O. 11	hW	14-0 Tulane	5		4-0	27,913
O. 18	hW	33-0 Auburn	4		5-0	34,689
O. 25	hW	30-0 Vanderbilt (H)	5		6-0	35,373
N. 1	aW	28-7 Duke	4	6	7-0	40,000
N. 8	hW	45-6 Army	3		8-0	40,000
N. 15	hW	7-3 (t) Alabama	2	12	9-0	38,063
N. 22	hW	30-0 Florida State	2		10-0	25,000
N. 29	aW	23-9 Georgia	3		11-0	50,000
J. 1	nW	24-7 (t1) Mississippi (Sugar Bowl)	2	7	12-0	80,187

*Preseason poll

Final Rankings: 1 (INS), 2 (AP), 2 (UPI)

1953 • 9-2-1, 4-1-1 SEC

Captains: Sam Hensley, Ed Gossage, Orville Vereen

Date	Result	Opponent	GT	Opp	Rec	Att
S. 19	hW	53-0 Davidson	*3		1-0	22,000
S. 26	aT	0-0 Florida	*3	15	1-0-1	41,000
O. 3	hW	6-4 SMU	9		2-0-1	37,000
O. 10	aW	27-13 Tulane	10		3-0-1	30,000
O. 17	hW	36-6 Auburn	6		4-0-1	39,500
O. 24	aL	14-27 Notre Dame	4	1	4-1-1	58,254
O. 31	aW	43-0 Vanderbilt	8		5-1-1	24,000
N. 7	hW	20-7 Clemson (H)	6		6-1-1	35,000
N. 14	aL	6-13 Alabama (@Birmingham)	5		6-2-1	42,500
N. 21	hW	13-10 Duke	12	15	7-2-1	40,000
N. 28	hW	28-12 Georgia	10		8-2-1	41,000
J. 1	nW	42-19 (t1) West Virginia (Sugar Bowl)	8	10	9-2-1	70,500

*Preseason poll

Final Rankings: 8 (AP), 9 (UPI)

**1954 • 8-3, 6-2 SEC**

Captain: Larry Morris

Date	Result	Opponent	GT	Opp	Rec	Att
S. 18	hW	28-0 Tulane	*7		1-0	28,000
S. 25	hL	12-13 Florida	5		1-1	30,000
O. 2	aW	10-7 SMU			2-1	34,000
O. 9	hW	30-20 LSU			3-1	28,000
O. 16	hW	14-7 Auburn	19		4-1	40,000
O. 23	hL	6-13 Kentucky (H)	15		4-2	34,000
O. 30	aL	20-21 Duke		16	4-3	33,000
N. 6	hW	28-7 Tennessee			5-3	40,000
N. 13	hW	20-0 (t) Alabama			6-3	40,000
N. 27	aW	7-3 Georgia			7-3	50,000
J. 1	nW	14-6 (t6) Arkansas (Cotton Bowl)		10	8-3	75,500

* Preseason poll

Final Rankings: 13 (UPI), NR (AP)

1955 • 9-1-1, 4-1-1 SEC

Captain: Jimmy Morris

Date	Result	Opponent	GT	Opp	Rec	Att
S. 17	hW	14-6 (t6) Miami (Fla.)	*10		1-0	39,500
S. 24	aW	14-7 Florida	2	19	2-0	40,000
O. 1	hW	20-7 SMU	3		3-0	34,000
O. 8	aW	7-0 LSU	4		4-0	60,000
O. 15	hL	12-14 Auburn	5	17	4-1	40,000
O. 22	hW	34-0 Florida State	13		5-1	30,000
O. 29	hW	27-0 Duke (H)	12	17	6-1	40,000
N. 5	aT	7-7 Tennessee	8		6-1-1	50,000
N. 12	aW	26-2 Alabama (@Birmingham)	11		7-1-1	38,000
N. 26	hW	21-3 Georgia	9		8-1-1	40,000
J. 2	nW	7-0 (t1) Pittsburgh (Sugar Bowl)	7	11	9-1-1	80,174

* Preseason poll

Final Rankings: 7 (AP), 7 (UPI)

1956 • 10-1, 7-1 SEC

Captains: Wade Mitchell, George Volkert

Date	Result	Opponent	GT	Opp	Rec	Att
S. 22	aW	14-6 (t6) Kentucky	*4		1-0	30,000
S. 29	aW	9-7 SMU	2	5	2-0	46,000
O. 13	hW	39-7 LSU	3		3-0	39,500
O. 20	hW	28-7 Auburn	3		4-0	40,000
O. 27	hW	40-0 Tulane (H)	3	15	5-0	40,000
N. 3	aW	7-0 Duke	2		6-0	38,000
N. 10	hL	0-6 Tennessee	2	3	6-1	40,000
N. 17	hW	27-0 Alabama	4		7-1	38,500
N. 24	aW	28-0 Florida	5	13	8-1	37,000
D. 1	aW	35-0 Georgia	4		9-1	50,000
D. 29	nW	21-14 (t5) Pittsburgh (Gator Bowl)	4	13	10-1	37,683

* Preseason poll

Final Rankings: 4 (AP), 4 (UPI)

1957 • 4-4-2, 3-4-1 SEC

Captain: Don Stephenson

Date	Result	Opponent	GT	Opp	Rec	Att
S. 21	hW	13-0 Kentucky	*11	20	1-0	40,000
S. 28	hT	0-0 SMU	3	15	1-0-1	39,000
O. 12	aL	13-20 LSU	17		1-1-1	62,500
O. 19	hL	0-3 Auburn		9	1-2-1	40,000
O. 26	aW	20-13 Tulane			2-2-1	25,000
N. 2	hW	13-0 Duke (H)		7	3-2-1	40,000
N. 9	aL	6-21 Tennessee	18	9	3-3-1	45,500
N. 16	aW	10-7 Alabama (@Birmingham)			4-3-1	30,000
N. 23	hT	0-0 Florida			4-3-2	40,000
N. 30	hL	0-7 Georgia			4-4-2	40,000

* Preseason poll

1958 • 5-4-1, 2-3-1 SEC

Captain: Foster Watkins

Date	Result	Opponent	GT	Opp	Rec	Att
S. 20	aL	0-13 Kentucky			0-1	30,000
S. 26	hW	17-3 Florida State			1-1	40,391
O. 4	hW	14-0 Tulane			2-1	38,000
O. 11	hW	21-7 Tennessee			3-1	44,726
O. 18	hT	7-7 Auburn		2	3-1-1	44,726
O. 25	aL	0-20 SMU	17		3-2-1	27,000
N. 1	aW	10-8 Duke			4-2-1	30,000
N. 8	hW	13-0 Clemson		17	5-2-1	44,726
N. 15	hL	8-17 Alabama (H)	20		5-3-1	44,726
N. 29	aL	3-16 Georgia			5-4-1	50,000

1959 • 6-5, 3-3 SEC

Captain: Maxie Baughan

Date	Result	Opponent	GT	Opp	Rec	Att
S. 19	aW	14-12 Kentucky			1-0	35,000
S. 26	hW	16-12 SMU	16	6	2-0	43,000
O. 3	hW	16-6 Clemson	7	6	3-0	44,174
O. 10	aW	14-7 Tennessee	3	8	4-0	45,021
O. 17	hL	6-7 Auburn	4	11	4-1	44,174
O. 24	aW	21-13 Tulane	9		5-1	30,000
O. 31	hL	7-10 Duke (H)	9		5-2	44,174
N. 7	aW	14-10 Notre Dame	19		6-2	58,575
N. 14	aL	7-9 Alabama (@Birmingham)	15		6-3	43,500
N. 28	hL	14-21 Georgia		6	6-4	44,174
J. 2	nL	7-14 (t5) Arkansas (Gator Bowl)		9	6-5	45,104

1960 • 5-5, 4-4 SEC

Captain: Gerald Burch

Date	Result	Opponent	GT	Opp	Rec	Att
S. 17	hW	23-13 Kentucky			1-0	40,594
S. 24	aW	16-13 Rice	13		2-0	35,000
O. 1	aL	17-18 Florida	10		2-1	39,000
O. 8	hW	6-2 LSU			3-1	44,176
O. 15	aL	7-9 Auburn (@Birmingham)	19		3-2	44,000
O. 22	hW	14-6 Tulane (H)			4-2	43,608
O. 29	aL	0-6 Duke		15	4-3	40,000
N. 5	hW	14-7 Tennessee		8	5-3	45,072
N. 12	hL	15-16 Alabama			5-4	44,006
N. 26	aL	6-7 Georgia			5-5	55,000

[NOTE: From 1961-1967, the AP poll ranked only 10 teams]

1961 • 7-4, 4-3 SEC

Captains: Chick Graning, Willie McGaughey, Billy Williamson

Date	Result	Opponent	GT	Opp	Rec	Att
S. 22	aW	27-7 Southern Cal		9	1-0	39,590
S. 30	hW	24-0 Rice			2-0	43,501
O. 7	aL	0-10 LSU	3		2-1	66,000
O. 14	hW	21-0 Duke			3-1	44,015
O. 21	hW	7-6 Auburn	8		4-1	45,376
O. 28	aW	35-0 Tulane	9		5-1	18,000
N. 4	hW	20-0 Florida (H)	7		6-1	44,940
N. 11	aL	6-10 Tennessee	9		6-2	46,000
N. 18	aL	0-10 Alabama (@Birmingham)		2	6-3	53,000
D. 2	hW	22-7 Georgia			7-3	47,098
D. 30	nL	15-30 (t5) Penn State (Gator Bowl)	13	17	7-4	50,202

Final Rankings: 13 (AP), 13 (UPI)

1962 • 7-3-1, 5-2 SEC

Captain: Tom Winingder

Date	Result	Opponent	GT	Opp	Rec	Att
S. 22	hW	26-9 Clemson			1-0	51,140
S. 29	aW	17-0 Florida	8		2-0	44,500
O. 6	hL	7-10 (t6) LSU	5		2-1	49,744
O. 13	hW	17-0 Tennessee	11		3-1	52,223
O. 20	aL	14-17 Auburn (@Birmingham)			3-2	56,319
O. 27	hW	42-12 Tulane (H)			4-2	46,370
N. 3	aW	20-9 Duke			5-2	44,000
N. 10	hT	14-14 Florida State			5-2-1	43,802
N. 17	hW	7-6 Alabama		1	6-2-1	52,971
D. 1	aW	37-6 Georgia			7-2-1	55,000
D. 22	nL	10-14 (t5) Missouri (Bluebonnet Bowl)			7-3-1	55,000

Final Rankings: 11 (UPI), NR (AP)

1963 • 7-3, 4-3 SEC

Captain: Billy Lothridge

Date	Result	Opponent	GT	Opp	Rec	Att
S. 14	hW	9-0 (t1) Florida			1-0	43,000
S. 28	hW	27-0 Clemson	9		2-0	33,916
O. 5	aL	6-7 LSU	7		2-1	68,000
O. 12	aW	23-7 Tennessee			3-1	51,527
O. 19	hL	21-29 Auburn	8		3-2	53,091
O. 26	aW	17-3 Tulane			4-2	15,000
N. 2	hW	30-6 Duke (H)			5-2	52,266
N. 9	hW	15-7 Florida State			6-2	49,804
N. 16	aL	11-27 Alabama (@Birmingham)		7	6-3	54,000
N. 30	hW	14-3 Georgia			7-3	53,052

YEAR-BY-YEAR SCORES



2009 GEORGIA TECH FOOTBALL ■ 197

FULL STEAM AHEAD



1964 • 7-3

Captains: Bill Curry, Johnny Gresham

Date	Result	Opponent	GT	Opp	Rec	Att
S. 19	hW	14-2			1-0	44,288
S. 26	hW	20-0			2-0	44,115
O. 3	hW	14-7			3-0	46,571
O. 9	nW	17-0			4-0	40,000
O. 17	aW	7-3			5-0	57,000
O. 24	hW	7-6			6-0	45,129
O. 31	aW	21-8			7-0	45,000
N. 7	hL	14-22			7-1	50,763
N. 14	hL	7-24			7-2	53,505
N. 28	aL	0-7			7-3	52,000

1965 • 7-3-1

Captains: John Battle, Tommy Bleick

Date	Result	Opponent	GT	Opp	Rec	Att
S. 18	aT	10-10			0-0-1	22,275
S. 25	hL	10-14			0-1-1	45,843
O. 2	hW	38-6			1-1-1	46,736
O. 9	aW	13-10			2-1-1	35,000
O. 16	hW	23-14			3-1-1	50,164
O. 23	hW	37-16			4-1-1	49,793
O. 30	hW	35-23			5-1-1	46,981
N. 6	aL	7-21			5-2-1	52,174
N. 13	hW	42-19			6-2-1	40,094
N. 27	hL	7-17			6-3-1	52,013
J. 1	nW	31-21			7-3-1	60,127

1966 • 9-2

Captains: Jim Breland, Bill Mooror, Billy Schroer, Sammy Burke

Date	Result	Opponent	GT	Opp	Rec	Att
S. 17	hW	38-3			1-0	36,215
S. 24	hW	42-0			2-0	42,260
O. 1	hW	13-12			3-0	44,735
O. 8	hW	6-3			4-0	52,180
O. 15	aW	17-3			5-0	54,000
O. 22	hW	35-17			6-0	44,355
O. 29	aW	48-7			7-0	42,000
N. 5	hW	14-13			8-0	42,126
N. 12	hW	21-0			9-0	50,172
N. 26	aL	14-23			9-1	48,782
J. 2	nL	12-27			9-2	72,426

Final Rankings: 8 (AP), 8 (UPI)



Bud Carson

North Carolina (1952)
Record: 27-27-0 (.500)
1967-1971 ■ 5 years

1967 • 4-6

Captains: Kim King, David Barber, Randall Edmunds

Date	Result	Opponent	GT	Opp	Rec	Att
S. 23	aW	17-10			1-0	24,000
S. 30	hW	24-7			2-0	55,299
O. 7	hW	10-0			3-0	59,588
O. 14	aL	13-24			3-1	55,119
O. 21	hL	10-28			3-2	59,603
O. 28	aL	12-23			3-3	29,643
N. 4	hW	19-7			4-3	50,103
N. 10	aL	7-49			4-4	48,267
N. 18	hL	3-36			4-5	60,024
N. 25	hL	14-21			4-6	53,699

1968 • 4-6

Captains: Bill Kinard, Joel Stevenson

Date	Result	Opponent	GT	Opp	Rec	Att
S. 21	hW	17-7			1-0	43,273
S. 28	hL	7-10			1-1	44,774
O. 5	hW	24-21			2-1	56,116



Jack Williams' short TD run gave Tech an improbable 6-0 win over heavily-favored Georgia in 1969.

O. 12	hL	7-24	Tennessee	10	2-2	60,011
O. 19	aW	21-20	Auburn (@Birmingham)		3-2	50,000
O. 26	hW	23-19	Tulane (H)		4-2	47,481
N. 2	aL	30-46	Duke		4-3	25,000
N. 9	hL	15-35	Navy		4-4	31,624
N. 16	aL	6-34	Notre Dame	9	4-5	50,075
N. 30	aL	8-47	Georgia	4	4-6	59,537

1969 • 4-6

Captains: Gene Spiotta, Rensho Perdoni

Date	Result	Opponent	GT	Opp	Rec	Att
S. 20	hW	24-21			1-0	46,624
S. 27	hW	17-10			2-0	37,776
O. 4	hL	10-21			2-1	50,224
O. 11	aL	8-26			2-2	63,171
O. 18	hL	14-17			2-3	59,464
O. 25	aL	18-29			2-4	53,341
N. 1	hW	20-7			3-4	41,113
N. 8	aL	7-14			3-5	19,450
N. 15	hL	20-38			3-6	41,104
N. 29	hW	6-0			4-6	60,106

1970 • 9-3

Captains: Jack Williams, Rensho Perdoni

Date	Result	Opponent	GT	Opp	Rec	Att
S. 12	hW	23-20			1-0	51,206
S. 19	hW	23-13			2-0	50,324
S. 26	hW	31-21			3-0	44,246
O. 3	hW	28-7			4-0	50,113
O. 10	hL	6-17			4-1	59,624
O. 17	aL	7-31			4-2	62,391
O. 24	hW	20-6			5-2	32,129
O. 31	aW	24-16			6-2	32,650
N. 7	hW	30-8			7-2	50,105
N. 14	aL	7-10			7-3	59,075
N. 28	aW	17-7			8-3	59,803
D. 19	nW	17-9			9-3	30,512

Final Ranking: 13 (AP), 17 (UPI)

1971 • 6-6

Captains: Brent Cunningham, Jeff Ford

Date	Result	Opponent	GT	Opp	Rec	Att
S. 11	aL	7-24			0-1	54,842
S. 18	hW	10-0			1-1	50,646
S. 25	hL	13-16			1-2	40,123
O. 2	hW	24-14			2-2	50,239
O. 9	aL	6-10			2-3	63,671
O. 16	hL	14-31			2-4	60,204
O. 23	aW	24-16			3-4	50,248
O. 30	hW	21-0			4-4	49,886
N. 6	hW	34-21			5-4	44,821
N. 13	hW	12-6			6-4	44,261
N. 25	hL	24-28			6-5	60,124
D. 30	nL	18-41			6-6	36,771





Bill Fulcher

Georgia Tech (1957)
Record: 12-10-1 (.543)
1972-1973 ■ 2 years

1972 • 7-4-1

Captains: Brad Bourne, Rick Lantz

Date	Result	Opponent	GT	Opp	Rec	Att
S. 9	hL	3-34 (t1) Tennessee		15	0-1	52,112
S. 16	hW	34-6 South Carolina			1-1	48,224
S. 23	aW	21-16 Michigan State		18	2-1	44,141
S. 30	hT	36-36 Rice			2-1-1	41,179
O. 7	hW	31-9 Clemson			3-1-1	50,239
O. 21	aL	14-24 Auburn		14	3-2-1	60,261
O. 28	hW	21-7 Tulane (H)			4-2-1	48,096
N. 4	aL	14-20 Duke			4-3-1	37,300
N. 11	hW	42-10 Boston College			5-3-1	36,114
N. 18	hW	30-7 Navy			6-3-1	39,233
D. 2	aL	7-27 Georgia			6-4-1	60,241
D. 18	nW	31-30 (t1) Iowa State (Liberty Bowl)			7-4-1	50,021

Final Rankings: 20 (AP), NR (UPI)

1973 • 5-6

Captains: Jim Owings, Steve Putnal

Date	Result	Opponent	GT	Opp	Rec	Att
S. 15	aL	28-41 South Carolina			0-1	51,584
S. 22	aL	6-23 Southern Cal		1	0-2	58,228
S. 29	hW	29-21 Clemson			1-2	48,062
O. 6	hW	14-10 Army			2-2	50,111
O. 13	aL	14-20 Tennessee		8	2-3	70,616
O. 20	hL	10-24 Auburn			2-4	59,123
O. 27	aL	14-23 Tulane			2-5	66,826
N. 3	hW	12-10 Duke (H)			3-5	47,129
N. 10	hW	36-7 VMI			4-5	38,112
N. 17	nW	26-22 Navy (@Jacksonville)			5-5	26,235
D. 1	hL	3-10 Georgia			5-6	60,316



Pepper Rodgers

Georgia Tech (1955)
Record: 34-31-2 (.522)
1974-1979 ■ 6 years

1974 • 6-5

Captains: Billy Shields, Joe Harris, Randy Rhino

Date	Result	Opponent	GT	Opp	Rec	Att
S. 9	hL	7-31 (t1) Notre Dame (Monday)		2	0-1	44,228
S. 14	hW	35-20 South Carolina			1-1	47,171
S. 21	hL	17-27 Pittsburgh		15	1-2	37,361
S. 28	aL	17-21 Clemson			1-3	42,000
O. 5	hW	28-24 Virginia			2-3	26,371
O. 12	hW	29-28 North Carolina (H)			3-3	38,413
O. 19	aL	22-31 Auburn		5	3-4	62,907
O. 26	hW	27-7 (t1) Tulane		18	4-4	48,623
N. 2	aL	0-9 Duke			4-5	34,500
N. 16	hW	22-0 Navy			5-5	41,132
N. 30	aW	34-14 Georgia			6-5	47,500

1975 • 7-4

Captains: Mark Hunter, Rick Gibney, Steve Crawford

Date	Result	Opponent	GT	Opp	Rec	Att
S. 13	aL	17-23 South Carolina			0-1	51,428
S. 20	hW	38-23 Miami (Fla.)			1-1	32,334
S. 27	hW	33-28 Clemson			2-1	46,212
O. 4	hW	30-0 Florida State			3-1	35,261
O. 11	hW	38-10 VMI			4-1	40,194
O. 18	hL	27-31 Auburn			4-2	58,316
O. 25	aW	23-0 Tulane			5-2	63,333
N. 1	hW	21-6 Duke (H)			6-2	44,116
N. 8	aL	3-24 Notre Dame		12	6-3	59,075
N. 15	hW	14-13 Navy			7-3	36,231
N. 27	hL	26-42 (t1) Georgia (Thanksgiving)		15	7-4	55,135

1976 • 4-6-1

Captains: Lucius Sanford, Leo Tierney, Tony Daykin

Date	Result	Opponent	GT	Opp	Rec	Att
S. 11	hL	17-27 (t1) South Carolina			0-1	38,923
S. 18	hL	14-42 Pittsburgh		3	0-2	43,424
S. 25	hT	24-24 Clemson			0-2-1	43,937
O. 2	hW	35-14 Virginia			1-2-1	38,119
O. 9	hL	7-42 Tennessee			1-3-1	55,631
O. 16	aW	28-10 Auburn			2-3-1	63,876
O. 23	hW	28-16 Tulane			3-3-1	31,214
O. 30	aL	7-31 Duke			3-4-1	30,300
N. 6	hW	23-14 Notre Dame (H)		11	4-4-1	50,079
N. 13	aL	28-34 Navy			4-5-1	20,010
N. 27	aL	10-13 Georgia		4	4-6-1	60,500

1977 • 6-5

Captains: Lucius Sanford, Randy Pass, Freeman Colbert, Lawton Hydrick

Date	Result	Opponent	GT	Opp	Rec	Att
S. 10	aL	0-17 South Carolina			0-1	55,934
S. 17	hW	10-6 Miami (Fla.)			1-1	31,916
S. 24	hL	14-31 Clemson			1-2	50,116
O. 1	hW	30-3 Air Force			2-2	30,067
O. 8	aW	24-8 Tennessee			3-2	82,631
O. 15	hW	38-21 Auburn			4-2	54,961
O. 22	aW	38-14 Tulane			5-2	28,345
O. 29	hL	24-25 Duke (H)			5-3	47,131
N. 5	aL	14-69 Notre Dame		5	5-4	59,075
N. 12	aL	16-20 Navy			5-5	18,590
N. 26	hW	16-7 Georgia			6-5	60,104

1978 • 7-5

Captains: Eddie Lee Ivey, Donald Patterson, Jeff Shank, Mike Taylor

Date	Result	Opponent
S. 9	aL 10-28	Duke
S. 16	hL 22-34	California
S. 23	hW 27-17	Tulane
S. 30	hW 28-0	The Citadel
O. 7	hW 6-3	South Carolina
O. 14	hW 24-19	Miami (Fla.)
O. 21	aW 24-10	(t1) Auburn
O. 28	hW 17-13	(t1) Florida (H)
N. 11	aW 42-21	Air Force
N. 18	hL 21-38	Notre Dame
D. 2	aL 28-29	(t1) Georgia
D. 25	nL 21-41	(t5) Purdue (Peach Bowl)

1979 • 4-6-1

Captain: Tom Daniel

Date	Result	Opponent	GT	Opp	Rec	Att
S. 8	hL	6-30 (t1) Alabama		2	0-1	57,621
S. 22	aT	7-7 Florida			0-1-1	60,313
S. 29	hW	33-7 William & Mary			1-1-1	28,511
O. 6	aL	13-21 Notre Dame		10	1-2-1	59,075
O. 13	aL	0-31 Tennessee			1-3-1	85,524
O. 20	hL	14-38 Auburn		14	1-4-1	54,236
O. 27	aL	7-12 Tulane			1-5-1	51,963
N. 3	hW	24-14 Duke			2-5-1	23,445
N. 10	hW	21-0 Air Force (H)			3-5-1	30,113
N. 17	hW	24-14 Navy			4-5-1	24,318
N. 24	aL	3-16 (t1) Georgia			4-6-1	48,781

YEAR-BY-YEAR SCORES



2009 **GEORGIA TECH FOOTBALL** ■ 199

FULL STEAM AHEAD



Bill Curry

Georgia Tech (1965)
Record: 31-43-4 (.423)
1980-1986 ■ 7 years

1980 • 1-9-1

Captains: Ben Utt, Duane Wood, Ken Taylor, Darrell Thomas

Date	Result	Opponent	GT	Opp	Rec	Att
S. 6	aL	3-26 Alabama (@Birmingham)		2	0-1	78,410
S. 20	hL	12-45 Florida			0-2	35,165
S. 27	hW	17-8 Memphis State			1-2	28,062
O. 4	aL	0-33 North Carolina		10	1-3	49,750
O. 11	hL	10-23 Tennessee			1-4	50,127
O. 18	aL	14-17 Auburn			1-5	57,950
O. 25	hL	14-31 Tulane (H)			1-6	35,119
N. 1	aL	12-17 Duke			1-7	18,200
N. 8	hT	3-3 Notre Dame		1	1-7-1	41,226
N. 15	hL	8-19 Navy			1-8-1	17,631
N. 29	aL	20-38 Georgia		1	1-9-1	62,800

H 1-4-1, A 0-5

1984 • 6-4-1, 2-2-1 ACC (5th)

Captains: David Bell, Donnie Chisholm, Robert Lavette

Date	Result	Opponent	GT	Opp	Rec	Att
S. 15	hW	16-6 (t8) Alabama		19	1-0	56,107
S. 22	hW	48-3 The Citadel			2-0	31,684
S. 29	hW	28-21 (t2) Clemson	18	13	3-0	57,704
O. 6	hL	22-27 (t4) NC State	12		3-1	32,627
O. 13	aT	20-20 Virginia	20		3-1-1	40,067
O. 20	aL	34-48 Auburn		13	3-2-1	75,216
O. 27	hL	21-24 Tennessee			3-3-1	45,167
N. 3	hW	31-3 Duke (H)			4-3-1	36,393
N. 10	aL	17-24 North Carolina			4-4-1	47,000
N. 17	aW	24-7 Wake Forest			5-4-1	22,700
D. 1	aW	35-18 (t4) Georgia		18	6-4-1	82,122

H 4-2, A 2-2-1

1981 • 1-10

Captains: David Lutz, Lance Skelton, Mark Bradley, Ken Carney

Date	Result	Opponent	GT	Opp	Rec	Att
S. 12	aW	24-21 (t2) Alabama (@Birmingham)		4	1-0	78,865
S. 19	aL	6-27 Florida			1-1	63,876
S. 26	hL	15-28 Memphis State			1-2	32,463
O. 3	hL	7-28 North Carolina		6	1-3	39,263
O. 10	aL	7-10 Tennessee			1-4	94,478
O. 17	hL	7-31 Auburn			1-5	50,263
O. 24	aL	10-27 Tulane			1-6	37,431
O. 31	hL	24-38 Duke (H)			1-7	30,232
N. 7	aL	3-35 Notre Dame			1-8	59,075
N. 14	hL	14-20 Navy			1-9	20,129
N. 28	hL	7-44 (t1) Georgia		3	1-10	58,623

H 0-6, A 1-4

1985 • 9-2-1, 5-1 ACC (2nd)

Captains: John Nemeyer, Ted Roof, Mike Snow

Date	Result	Opponent	GT	Opp	Rec	Att
S. 14	aW	28-18 (t4) NC State			1-0	32,100
S. 21	hL	13-24 Virginia			1-1	38,291
S. 28	aW	14-3 Clemson			2-1	78,000
O. 5	hW	31-0 (t4) North Carolina			3-1	35,625
O. 12	hW	24-17 Western Carolina (H)			4-1	36,111
O. 19	hL	14-17 (t5) Auburn		8	4-2	57,501
O. 26	aT	6-6 (t2) Tennessee		16	4-2-1	94,575
N. 2	aW	9-0 Duke			5-2-1	14,400
N. 9	hW	35-7 UT-Chattanooga			6-2-1	25,763
N. 16	hW	41-10 (t4) Wake Forest			7-2-1	28,575
N. 30	hW	20-16 (t8) Georgia		20	8-2-1	59,602
D. 31	nW	17-14 (t8) Michigan State (All-American Bowl)			9-2-1	45,000

H 5-2, A 3-0-1, N 1-0

Final Rankings: 19 (AP), 18 (UPI), 18 (USA), 17 (TSN)

1986 • 5-5-1, 3-3 ACC (4th)

Captains: Cory Collier, Kyle Ambrose, Bart Jones

Date	Result	Opponent	GT	Opp	Rec	Att
S. 13	hT	17-17 Furman			0-0-1	33,352
S. 20	aW	28-14 Virginia			1-0-1	34,800
S. 27	hL	3-27 (t4) Clemson			1-1-1	46,062
O. 4	aL	20-21 North Carolina			1-2-1	50,000
O. 11	hW	59-21 (t4) NC State		17	2-2-1	24,110
O. 18	aL	10-31 Auburn		7	2-3-1	72,500
O. 25	hW	14-13 (t8) Tennessee			3-3-1	28,432
N. 1	hW	34-6 Duke (H)			4-3-1	37,102
N. 8	hW	52-6 VMI			5-3-1	23,542
N. 22	aL	21-24 (t4) Wake Forest			5-4-1	17,300
N. 29	aL	24-31 (t8) Georgia		18	5-5-1	82,122

H 4-1-1, A 1-4

1982 • 6-5

Captains: David Lutz, Sammy Brown, Kevin Brownlee

Date	Result	Opponent	GT	Opp	Rec	Att
S. 11	hL	7-45 Alabama		4	0-1	57,126
S. 18	hW	36-7 The Citadel			1-1	24,463
S. 25	aW	24-20 Memphis State			2-1	15,061
O. 2	aL	0-41 North Carolina		12	2-2	49,500
O. 9	aW	19-13 Tulane			3-2	34,321
O. 16	aL	0-24 Auburn			3-3	57,000
O. 23	hW	31-21 (t1) Tennessee			4-3	43,182
O. 30	hL	21-38 Duke (H)			4-4	36,562
N. 6	hW	38-32 Virginia			5-4	22,103
N. 13	aW	45-7 Wake Forest			6-4	19,257
N. 27	aL	18-38 Georgia		1	6-5	82,122

H 3-2, A 3-3

1983 • 3-8, 3-2 ACC (3rd)

Captains: Rob Horton, Dean Waters, Ron Rice

Date	Result	Opponent	GT	Opp	Rec	Att
S. 10	aL	7-20 Alabama (@Birmingham)		14	0-1	77,143
S. 17	hL	14-17 Furman			0-2	24,311
S. 24	aL	14-41 (t2) Clemson			0-3	73,000
O. 1	hL	21-38 North Carolina		5	0-4	34,000
O. 8	aW	20-10 NC State			1-4	40,800
O. 15	hL	13-31 Auburn		5	1-5	55,112
O. 22	aL	3-37 Tennessee			1-6	94,768
O. 29	aL	26-32 Duke			1-7	17,650
N. 3	hW	31-27 (t8) Virginia (Thursday)			2-7	22,032
N. 12	hW	49-33 Wake Forest (H)			3-7	26,330
N. 26	hL	24-27 Georgia		7	3-8	59,113

H 2-4, A 1-4

1987 • 2-9, 0-6 ACC (8th)

Captains: Ivery Lee, Malcolm King

Date	Result	Opponent	GT	Opp	Rec	Att
S. 12	hW	51-12 The Citadel			1-0	31,211
S. 19	hL	23-30 North Carolina			1-1	33,151
S. 26	aL	12-33 (t4) Clemson		9	1-2	80,000
O. 3	aL	0-17 (t4) NC State			1-3	36,300
O. 10	hW	38-0 Indiana State			2-3	30,039
O. 17	hL	10-20 Auburn		5	2-4	45,559
O. 24	aL	15-29 Tennessee		13	2-5	93,011
O. 31	aL	14-48 Duke			2-6	30,800
N. 7	hL	14-23 (t4) Virginia (H)			2-7	38,111
N. 21	hL	6-33 Wake Forest			2-8	21,114
N. 28	hL	16-30 (t2) Georgia		14	2-9	45,103

H 2-5, A 0-4



Bobby Ross

VMI (1959)
Record: 31-26-1 (.543)
1987-1991 ■ 5 years

HISTORY





Georgia Tech's 45-21 win over Nebraska in the Florida Citrus Bowl gave the Yellow Jackets an 11-0-1 record and share of the national championship.

1988 • 3-8, 0-7 ACC (8th)

Captains: Eric Bearden, Cedric Stallworth

Date	Result	Opponent	GT	Opp	Rec	Att
S. 10	hW	24-10			1-0	22,720
S. 17	aL	16-17			1-1	24,800
S. 24	hL	13-30			1-2	45,106
O. 1	hL	6-14			1-3	36,892
O. 8	aL	8-13			1-4	36,969
O. 15	hW	34-0		8	2-4	45,103
O. 22	aL	17-20			2-5	42,000
O. 29	hL	21-31			2-6	40,393
N. 5	hW	34-7			3-6	26,923
N. 12	aL	24-28			3-7	21,500
N. 26	aL	3-24		20	3-8	82,011

1989 • 7-4, 4-3 ACC (T-4th)

Captains: Jerry Mays, Eric Thomas

Date	Result	Opponent	GT	Opp	Rec	Att
S. 9	aL	28-38		25	0-1	40,800
S. 16	hL	10-17			0-2	38,062
S. 23	aL	10-21			0-3	70,018
O. 7	hW	28-24			1-3	32,062
O. 14	aW	30-14		14	2-3	82,500
O. 21	hW	17-14			3-3	41,114
O. 28	aL	19-30			3-4	38,621
N. 4	hW	34-7			4-4	28,821
N. 18	hW	43-14			5-4	26,114
N. 25	hW	13-12			6-4	28,221
D. 2	hW	33-22			7-4	46,064

NOTE: Beginning with 1990, rankings listed are AP / coaches. The coaches' poll was released by UPI in 1990, then USA Today from 1991-2004.

1990 • 11-0-1, 6-0-1 ACC (1st)

►NATIONAL CHAMPIONS (UPI)

►ACC CHAMPIONS

Captains: Darryl Jenkins, Jeremiah McClary

Date	Result	Opponent	GT	Opp	Rec	Att
S. 8	hW	21-13			1-0	40,021
S. 22	hW	44-9			2-0	32,911
S. 29	hW	27-6		25/NR	3-0	46,011
O. 6	aW	31-3	23/18		4-0	31,941
O. 13	hW	21-19	18/15	15/14	5-0	46,066
O. 20	aT	13-13	11/11		5-0-1	48,000
O. 27	hW	48-31	16/12		6-0-1	44,061
N. 3	aW	41-38	16/14	1/1	7-0-1	49,700
N. 10	hW	6-3	7/7		8-0-1	43,011
N. 17	aW	42-7	4/5		9-0-1	13,493
D. 1	aW	40-23	2/3		10-0-1	82,122
J. 1	#nW	45-21	2/2	19/13	11-0-1	73,328

#Florida Citrus Bowl

Final Rankings: 1 (UPI Coaches' Poll), 1 (TSN), 2 (AP), 2 (USA)

1991 • 8-5, 5-2 ACC (T-2nd)

Captains: Mike Mooney, Willie Clay, Steve Pharr

Date	Result	Opponent	GT	Opp	Rec	Att
A. 28	nL	22-34			0-1	77,409
S. 14	aW	30-14			1-1	26,108
S. 19	hW	24-21			2-1	42,192
S. 28	aL	7-9			2-2	83,500
O. 5	aL	21-28			2-3	44,105
O. 12	hW	34-10			3-3	42,011
O. 19	aL	14-23			3-4	67,220
O. 26	hW	35-14			4-4	45,542
N. 2	aW	17-6			5-4	38,732
N. 9	hW	19-17			6-4	40,039
N. 16	hW	27-3			7-4	38,124
N. 30	hL	15-18		25/NR	7-5	46,053
D. 25	nW	18-17		17/17	8-5	34,433

1-Kickoff Classic, East Rutherford, N.J.

*Preseason poll

**Bill Lewis**

East Stroudsburg State (1963)

Record: 11-19 (.367)

1992-1994 ■ 3 years

1992 • 5-6, 4-4 ACC (T-4th)

Captains: Shawn Jones, Coleman Rudolph, Kevin Battle, Steve Pharr

Date	Result	Opponent	GT	Opp	Rec	Att
S. 12	hW	37-19			1-0	41,911
S. 19	aL	24-55			1-1	42,100
S. 26	hW	20-16			2-1	46,033
O. 3	hW	16-13			3-1	40,761
O. 10	aW	28-26			4-1	26,250
O. 17	hL	24-29			4-2	46,226
O. 24	aL	14-26			4-3	52,800
O. 31	hW	20-17			5-3	44,129
N. 7	aL	27-31			5-4	38,213
N. 14	hL	10-23			5-5	40,066
N. 28	aL	17-31		9/10	5-6	85,434

1993 • 5-6, 3-5 ACC (6th)

Captains: Tom Johnson, Dorsey Levens

Date	Result	Opponent	GT	Opp	Rec	Att
S. 11	hW	37-3			1-0	43,200
S. 16	hL	14-35			1-1	41,300
S. 25	aL	13-16			1-2	75,000
O. 2	aL	0-51			1-3	74,611
O. 9	hW	38-0			2-3	36,218
O. 16	hL	3-41			2-4	39,216
O. 23	aL	23-28			2-5	40,123
O. 30	aW	47-14			3-5	30,470
N. 6	hW	37-27			4-5	42,175
N. 13	aW	38-28			5-5	21,113
N. 25	hL	10-43			5-6	46,018

1994 • 1-10, 0-8 ACC (9th)

Captains: Jason Bender, Jamal Cox

Date	Result	Opponent	GT	Opp	Rec	Att
S. 1	hL	14-19			0-1	45,112
S. 10	hW	45-26			1-1	40,012
S. 24	hL	12-27			1-2	40,107
O. 1	aL	13-21			1-3	43,216
O. 8	aL	24-31			1-4	52,200
O. 15	hL	7-24			1-5	38,365
O. 22	aL	27-42			1-6	30,429
N. 5	hL	10-41			1-7	45,206
N. 12	aL	10-20			1-8	71,000
N. 19	hL	13-20			1-9	35,706
N. 25	aL	10-48			1-10	84,113

*Arizona was preseason No. 1 by Sports Illustrated

YEAR-BY-YEAR SCORES



2009 GEORGIA TECH FOOTBALL ■ 201

FULL STEAM AHEAD



NOTE: George O'Leary was named interim head coach on Nov. 7, 1994, with three games remaining in the season, which are included in his record. He was named permanently on Nov. 28, 1994.



George O'Leary

New Hampshire (1968)
Record: 52-33 (.612)
1995-2001 ■ 7 years

1995 • 6-5, 5-3 ACC (4th)

Captains: Michael Cheever, Donnie Davis, Ryan Stewart

Date	Result	Opponent	GT	Opp	Rec	Att
S. 2	hW	(t4) Furman			1-0	38,511
S. 7	aL	(t10) Arizona (Thursday)		17/15	1-1	46,786
S. 16	aL	Virginia		16/17	1-2	36,500
S. 28	hW	(t2) Maryland (Thursday)		16/17	2-2	44,137
O. 7	aW	Duke			3-2	20,110
O. 14	hW	(t4) North Carolina			4-2	40,201
O. 21	aL	(t1) Florida State		1/1	4-3	76,400
O. 28	hL	(t4) Clemson (H)			4-4	45,245
N. 4	aW	Wake Forest			5-4	23,114
N. 11	hW	NC State			6-4	33,121
N. 23	hL	(t1) Georgia (Thanksgiving)			6-5	46,205

1996 • 5-6, 4-4 ACC (5th)

Captains: Curtis McGee, Nathan Perryman

Date	Result	Opponent	GT	Opp	Rec	Att
S. 7	aW	(t1) NC State			1-0	41,500
S. 14	hW	Wake Forest			2-0	45,750
S. 21	aL	(t1) North Carolina		11/13	2-1	50,000
S. 26	hW	(t2) Duke (Thursday)			3-1	44,145
O. 5	hW	(t1) Virginia		12/11	4-1	44,900
O. 19	aL	(t1) Clemson		22/24	4-2	70,000
O. 26	hW	(t10) Central Florida (H)			5-2	43,610
N. 2	hL	(t2) Florida State		3/2	5-3	46,311
N. 14	aL	(t2) Maryland (Thursday)			5-4	22,510
N. 23	hL	Navy			5-5	44,415
N. 30	aL	(t5) Georgia			5-6	78,062

1997 • 7-5, 5-3 ACC (T-3rd)

Captains: Keith Brooking, Ken Celaj, Ron Rogers, Harvey Middleton

Date	Result	Opponent	GT	Opp	Rec	Att
S. 6	aL	(t6) Notre Dame		11/13	0-1	80,225
S. 20	aW	Wake Forest			1-1	22,832
S. 27	hW	(t2) Clemson		17/21	2-1	45,275
O. 4	aW	(t5) Boston College			3-1	38,462
O. 11	hW	(t1) NC State (H)		25/NR	4-1	44,915
O. 18	aL	(t1) Florida State		21/25	4-2	78,157
O. 30	hL	(t2) North Carolina (Thursday)		5/5	4-3	45,126
N. 8	aL	(t1) Virginia			4-4	41,000
N. 15	aW	Duke			5-4	22,638
N. 22	hW	(t1) Maryland			6-4	35,267
N. 29	hL	(t1) Georgia		14/14	6-5	46,015
D. 29	nW	(t8) West Virginia (Carquest Bowl)			7-5	28,262

Final Rankings: 25 (AP), NR (USA)



Luke Manget's 38-yard field goal in overtime lifted Georgia Tech to a 51-48 win over Georgia in 1999.

1998 • 10-2, 7-1 ACC (T-1st)

►ACC co-CHAMPIONS

Captains: Jerry Caldwell, Charlie Rogers, Kofi Smith

Date	Result	Opponent	GT	Opp	Rec	Att
S. 5	hL	(t1) Boston College			0-1	38,229
S. 12	hW	New Mexico State			1-1	36,382
S. 26	aW	(t2) North Carolina			2-1	59,500
O. 3	hW	(t4) Duke			3-1	35,724
O. 10	aW	(t1) NC State		23/23	4-1	48,600
O. 17	hW	(t1) Virginia (H)		7/6	5-1	46,018
O. 24	hL	(t2) Florida State		6/6	5-2	46,362
O. 31	#aW	(t4) Maryland		23/24	6-2	25,183
N. 12	aW	(t2) Clemson (Thursday)		22/23	7-2	62,000
N. 21	hW	Wake Forest		21/21	8-2	40,110
N. 28	aW	(t5) Georgia		17/18	9-2	86,117
J. 1	%nW	(t6) Notre Dame		12/12	10-2	70,791

#Ravens Stadium (Baltimore, Md.)

%Toyota Gator Bowl (Jacksonville, Fla.)

Final Rankings: 9 (AP), 11 (USA)

1999 • 8-4, 5-3 ACC (T-2nd)

Captains: Joe Hamilton, Travares Tillman

Captains: Joe Hamilton, Travels Hamilton				H 6-0, A 2-0, N 0-1		
Date	Result	Opponent	GT	Opp	Rec	Att
S. 4	aW	49-14 (t7) Navy	10/11		1-0	30,311
S. 11	aL	35-41 (t1) Florida State	10/10	1/1	1-1	80,187
S. 18	hW	41-10 Central Florida	12/13		2-1	45,355
S. 30	hW	49-31 (t2) Maryland (Thursday)	10/12		3-1	44,612
O. 9	hW	31-24 (t1) North Carolina (OT) (H)	7/8		4-1	46,110
O. 16	aW	38-31 (t4) Duke	8/9		5-1	16,648
O. 30	hW	48-21 (t1) NC State	7/7		6-1	46,012
N. 6	aL	38-45 (t1) Virginia	7/7		6-2	44,500
N. 13	hW	45-42 (t4) Clemson	13/14		7-2	46,085
N. 20	aL	23-26 Wake Forest	14/12		7-3	25,230
N. 27	hW	51-48 (t1) Georgia (OT)	20/16	16/21	8-3	46,450
J. 1	%nL	13-28 (t6) Miami	17/15	23/23	8-4	43,416

%Toyota Gator Bowl (Jacksonville, Fla.)

Final Rankings: 21 (AP), 20 (USA)

2000 • 9-3, 6-2 ACC (T-2nd)

Captains: Chris Brown, Felipe Claybrooks, Brent Key, Jon Muires

Date	Result	Opponent	GT	Opp	Rec	Att
A. 27	#cancelled	Virginia Tech		11/10	cancelled	
S. 2	hW	Central Florida			1-0	40,993
S. 9	hL	(t1) Florida State		2/2	1-1	46,381
S. 16	hW	(t10) Navy			2-1	46,032
S. 21	aL	(t2) NC State (Thursday) (OT)			2-2	49,857
S. 30	aW	(t1) North Carolina			3-2	52,000
O. 14	hW	(t4) Wake Forest (H)			4-2	43,829
O. 21	hW	(t4) Duke			5-2	36,908
O. 28	aW	(t1) Clemson		25/nr	6-2	84,000
N. 9	hW	(t2) Virginia (Thursday)		24/nr	7-2	41,885
N. 18	aW	(t4) Maryland		20/22	8-2	24,701
N. 25	aW	(t5) Georgia		18/19	9-2	85,912
D. 29	%nL	(t2) LSU		15/17	9-3	73,614

#BCA Bowl in Blacksburg (Va.) - game cancelled because of weather

% Chick-fil-A Peach Bowl (Atlanta, Ga.)

Final Rankings: 17 (AP), 19 (USA)

2001 • 8-5, 4-4 ACC (T-4th)

Captains: George Godsey, Sean Gregory, Ross Mitchell, Nick Rogers, Chris Young

H 3-3, A 3-2, N 2-0

Date	Result	Opponent	GT	Opp	Rec	Att
A. 26	%nW	(t1) Syracuse		10/13	1-0	41,517
S. 1	hW	The Citadel		11/14	2-0	41,804
S. 8	aW	(t7) Navy		10/13	3-0	30,602
S. 29	hL	(t1) Clemson (OT)		9/11	3-1	41,924
O. 6	aW	(t4) Duke		17/17	4-1	10,431
O. 11	hL	(t2) Maryland (Thursday) (OT)		15/15	4-2	40,574
O. 20	hW	(t1) NC State (H)		23/25	5-2	41,942
N. 1	hW	(t2) North Carolina (Thursday)		23/21	6-2	41,893
N. 10	aL	Virginia		20/17	6-3	52,494
N. 17	aW	(t4) Wake Forest		nr/23	7-3	24,263
N. 24	hL	(t2) Georgia		21/19	7-4	41,974
D. 1	#aL	(t2) Florida State			7-5	82,269
D. 27	%nW	(t2) Stanford (Seattle Bowl)		11/11	8-5	30,144

Final Rankings: 24 (AP), NR (USA)

^Kickoff Classic, Giants Stadium, East Rutherford, N.J.;

#Game originally scheduled for Sept. 15 but postponed to Dec. 1;

%Mac McWhorter served as interim head coach after George O'Leary resigned





Chan Gailey

Florida (1974)

Record: 44-33 (.571)

2002-2007 ■ 6 years

2002 • 7-6, 4-4 ACC (T-5th)

Captains: Jeremy Muires, Raymond Roberts-Blake, Kerry Watkins, Recardo Wimbush
H 4-2, A 3-3, N 0-1

Date	Result	Opponent	GT	Opp	Rec	Att
A. 31	hW	(t10) Vanderbilt			1-0	43,719
S. 7	aW	(t10) Connecticut			2-0	16,751
S. 14	aL	(t2) Clemson			2-1	78,000
S. 21	hW	(t1) Brigham Young			3-1	43,719
S. 28	aW	(t1) North Carolina			4-1	57,000
O. 5	hL	(t1) Wake Forest			4-2	43,719
O. 17	aL	(t2) Maryland (Thursday)			4-3	41,766
O. 26	hW	(t1) Virginia (H)			5-3	42,727
N. 2	aW	(t1) NC State		10/8	6-3	51,500
N. 9	hL	(t1) Florida State		17/18	6-4	43,719
N. 16	hW	Duke			7-4	41,335
N. 30	aL	(t5) Georgia		5/5	7-5	86,520
D. 31	nL	(t3) Fresno State (Silicon Valley Classic)			7-6	10,132

2003 • 7-6, 4-4 ACC (T-4th)

Captains: John Paul Foschi, Hugh Reilly, Daryl Smith

Date	Result	Opponent	GT	Opp	Rec	Att
A. 28	aL	(t3) Brigham Young (Thursday)			0-1	61,930
S. 6	hW	(t1) Auburn		17/19	1-1	55,000
S. 13	aL	(t1) Florida State		10/11	1-2	82,133
S. 20	hL	Clemson			1-3	53,189
S. 27	aW	(t10) Vanderbilt (OT)			2-3	25,007
O. 4	hW	(t4) NC State (H)			3-3	50,113
O. 11	aW	Wake Forest			4-3	27,382
O. 23	hW	(t2) Maryland (Thursday)			5-3	51,524
N. 8	aL	Duke			5-4	12,976
N. 15	hW	(t4) North Carolina			6-4	52,346
N. 22	aL	(t4) Virginia			6-5	58,526
N. 29	hL	(t1) Georgia		5/5	6-6	55,000
J. 4	nW	(t3) Tulsa (Humanitarian Bowl)			7-6	23,118

2004 • 7-5, 4-4 ACC (T-6th)

Captains: James Butler, Nate Curry, Andy Tidwell-Neal

Date	Result	Opponent	GT	Opp	Rec	Att
S. 4	hW	Samford			1-0	43,100
S. 11	aW	(t1) Clemson		20/18	2-0	82,000
S. 18	aL	North Carolina			2-1	46,250
O. 2	hL	(t1) Miami		4/4	2-2	55,000
O. 9	aW	(t1) Maryland		23/23	3-2	52,733
O. 16	hW	(t4) Duke (H)			4-2	46,856
O. 28	hL	(t2) Virginia Tech (Thursday)		22/22	4-3	48,398
N. 6	aW	(t4) NC State			5-3	56,800
N. 13	hW	Connecticut			6-3	43,577
N. 20	hL	(t1) Virginia		18/18	6-4	43,971
N. 27	aL	(t5) Georgia		8/7	6-5	92,746
D. 21	nW	(t2) Syracuse (Champs Sports Bowl)			7-5	28,237

2005 • 7-5, 5-3 ACC (3rd/Coastal)

Captains: P.J. Daniels, Eric Henderson, Chris Reis, Gerris Wilkinson

Date	Result	Opponent	GT	Opp	Rec	Att
S. 3	aW	(t2) Auburn		16/15	1-0	87,451
S. 10	hW	(t1) North Carolina		17/21	2-0	46,459
S. 17	hW	(t9) Connecticut		16/18	3-0	48,770
S. 24	aL	(t1) Virginia Tech		15/15	3-1	65,115
O. 6	hL	(t2) NC State (Thursday)		24/23	3-2	51,432
O. 15	aW	(t9) Duke			4-2	17,451
O. 29	hW	(t2) Clemson (H)			5-2	55,000
N. 5	hW	Wake Forest			6-2	51,571
N. 12	aL	(t1) Virginia		24/24	6-3	60,061
N. 19	aW	(t2) Miami		3/3	7-3	53,764
N. 26	hL	(t1) Georgia		20/24	7-4	56,412
D. 29	nL	(t2) Utah (Emerald Bowl)		24/24	7-5	25,742

2006 • 9-5, 7-1 ACC (1st/Coastal)

Captains: Joe Anoai, Reggie Ball, Calvin Johnson

Date	Result	Opponent	GT	Opp	Rec	Att
S. 2	hL	(t1) Notre Dame		2/T3	0-1	56,680
S. 9	hW	Samford			1-1	47,149
S. 16	hW	Troy			2-1	45,637
S. 21	hW	(t2) Virginia (Thursday)			3-1	51,081
S. 30	aW	(t1) Virginia Tech	24/nr	11/10	4-1	66,233
O. 7	hW	(t9) Maryland	18/20		5-1	51,686
O. 21	aL	(t2) Clemson	13/13	12/12	5-2	83,000
O. 28	hW	(t1) Miami (H)	21/21		6-2	55,320
N. 4	aW	(t9) NC State	20/20		7-2	56,837
N. 11	aW	(t4) North Carolina	24/24		8-2	41,000
N. 18	hW	Duke	18/18		9-2	46,768
N. 25	aL	(t5) Georgia	16/16		9-3	92,746
D. 2	^nL	(t1) Wake Forest	23/22	16/16	9-4	62,850
J. 1	^nL	(t5) West Virginia	nr/25	13/12	9-5	67,714

[^]ACC Championship Game (Jacksonville, Fla.)

[#]Toyota Gator Bowl (Jacksonville, Fla.)

2007 • 7-6, 4-4 ACC (3rd/Coastal)

Captains: Tashard Choice, Kevin Tuminello, Philip Wheeler

Date	Result	Opponent	GT	Opp	Rec	Att
S. 1	aW	(t6) Notre Dame			1-0	80,795
S. 8	hW	(t9) Samford	21/21		2-0	43,288
S. 15	hL	(t3) Boston College	15/15	21/19	2-1	51,112
S. 22	aL	(t9) Virginia			2-2	57,681
S. 29	hW	(t1) Clemson		13/13	3-2	54,635
O. 6	aL	(t4) Maryland			3-3	47,527
O. 13	aW	(t2) Miami			4-3	52,416
O. 20	hW	(t4) Army (H)			5-3	50,242
N. 1	hL	(t2) Virginia Tech (Thursday)		11/13	5-4	52,202
N. 10	aW	Duke			6-4	18,788
N. 17	hW	(t4) North Carolina			7-4	45,490
N. 24	hL	(t1) Georgia		6/7	7-5	54,990
D. 31	^nL	(t3) Fresno State			7-6	27,062

[#]Roady's Humanitarian Bowl (Boise, Idaho)

NOTE: Jon Tenuta served as interim coach at Roady's Humanitarian bowl



Paul Johnson

Western Carolina (1979)

Record: 9-4 (.692)

2008-present ■ 1 year

2008 • 9-4, 5-3 ACC (T-1st/Coastal)

Captains: Andrew Gardner, Michael Johnson, Darryl Richard

Date	Result	Opponent	GT	Opp	Rec	Att
A. 28	hW	Jacksonville State			1-0	45,706
S. 6	aW	(t4) Boston College			2-0	40,106
S. 13	aL	(t1) Virginia Tech			2-1	66,233
S. 20	hW	(t4) Mississippi State			3-1	48,402
O. 4	hW	(t9) Duke			4-1	46,104
O. 11	hW	Gardner-Webb			5-1	41,929
O. 18	aW	(t2) Clemson			6-1	81,500
O. 25	hL	(t9) Virginia (H)	21/21		6-2	47,416
N. 1	hW	(t1) Florida State		16/16	7-2	53,528
N. 8	aL	(t4) North Carolina	22/20	19/19	7-3	59,000
N. 20	hW	(t2) Miami		23/rv	8-3	49,335
N. 29	aW	(t5) Georgia	18/23	13/13	9-3	92,746
D. 31	^nL	(t2) LSU	14/15		9-4	71,423

[#]Chick-fil-A Bowl (Atlanta, Ga.)



All-Time Series Results

All-Time Series Records vs. Current NCAA Teams Only

Opponent	Overall	Home	Away	Neutral	Streak	Last Meeting	Date
Air Force	3-0	2-0	1-0	0-0	W3	hW, 21-0	11-10-79
Alabama	21-28-3	15-15-3	6-13	0-0	W1	hW, 16-6	9-15-84
Arkansas	1-1	0-0	0-0	1-1	L1	nL, 7-14	1-2-60
Arizona	0-2	0-1	0-1	0-0	L2	aL, 19-20	9-7-95
Army	3-1	3-1	0-0	0-0	W2	hW, 34-10	10-20-07
Auburn	41-47-4	35-35-4	6-12	0-0	W2	aW, 23-14	9-3-05
Baylor	3-1	2-0	0-1	1-0	W1	hW, 37-27	11-6-93
Boston College	5-2	2-2	3-0	0-0	W1	aW, 19-16	9-6-08
Brigham Young	1-1	1-0	0-1	0-0	L1	aL, 13-24	8-28-03
California	3-4	2-2	0-2	1-0	L1	hL, 22-34	9-16-78
Central Florida	3-0	3-0	0-0	0-0	W3	hW, 21-17	9-2-00
Citadel	10-0	8-0	2-0	0-0	W10	hW, 35-7	9-1-01
Clemson	47-24-2	41-13-2	6-9	0-2	W2	aW, 21-17	10-18-08
Connecticut	3-0	2-0	1-0	0-0	W3	hW, 28-13	9-17-05
Davidson	12-2	11-2	0-0	0-0	W12	hW, 53-0	9-19-53
Duke	45-30-1	26-12-1	19-18	0-0	W5	hW, 27-0	10-4-08
Florida	24-9-6	15-4-4	9-4-2	0-1	L2	aL, 6-27	9-19-81
Florida State	8-12-1	8-6-1	0-6	0-0	W1	hW, 31-28	11-1-08
Fresno State	0-2	0-0	0-0	0-2	L2	nL, 28-14	12-31-07
Furman	10-1-3	10-1-1	0-0-2	0-0	W3	hW, 51-7	9-2-95
Gardner-Webb	1-0	1-0	0-0	0-0	W1	hW, 10-7	10-11-08
Georgia	39-59-5	25-31-4	14-28-1	0-0	W1	aW, 45-42	11-29-08
Indiana State	1-0	1-0	0-0	0-0	W1	hW, 38-0	10-10-87
Iowa State	1-0	0-0	0-0	1-0	W1	nW, 31-30	12-18-72
Jacksonville State	1-0	1-0	0-0	0-0	W1	hW, 41-14	8-28-08
Kansas	1-0	0-0	0-0	1-0	W1	nW, 20-14	1-1-48
Kentucky	11-7-1	7-3-1	4-4	0-0	W2	hW, 23-13	9-17-60
LSU	12-7	7-2	5-3	0-2	L5	nL, 3-38	12-31-08
Maryland	13-6	8-1	5-5	0-0	L1	aL, 26-28	10-6-07
Memphis	2-1	1-1	1-0	0-0	W1	aW, 24-20	9-25-82
Miami (Fla.)	10-4	8-2	2-1	0-1	W4	hW, 41-23	11-20-08
Michigan	0-1	0-0	0-1	0-0	L1	aL, 2-9	10-20-34
Michigan State	3-0	1-0	1-0	1-0	W3	nW, 17-14	12-31-85
Mississippi	2-1	1-0	0-0	1-1	L1	nL, 18-41	12-30-71
Mississippi State	3-0	3-0	0-0	0-0	W3	hW, 38-7	9-20-08
Missouri	1-1	0-0	0-0	1-1	L1	nL, 10-14	12-22-62
Navy	16-9	10-4	3-3	3-2	W3	aW, 70-7	9-8-01
Nebraska	1-0	0-0	0-0	1-0	W1	nW, 45-21	1-1-91
New Mexico State	1-0	1-0	0-0	0-0	W1	hW, 42-7	9-12-98
North Carolina	23-18-3	15-7	8-11-3	0-0	L1	aL, 7-28	11-8-08
NC State	17-9	10-3	7-6	0-0	W1	aW, 31-23	11-4-06
Notre Dame	6-27-1	2-11-1	3-16	1-0	W1	aW, 33-3	9-1-07
Penn State	3-4	2-0	0-1	1-3	L1	nL, 22-34	8-28-91
Pennsylvania	1-2	1-0	0-2	0-0	L2	aL, 12-13	11-14-31
Pittsburgh	2-5	0-2	0-3	2-0	L2	hL, 14-42	9-18-76
Presbyterian	3-0	3-0	0-0	0-0	W3	hW, 59-0	9-24-37
Purdue	0-1	0-0	0-0	0-1	L1	nL, 21-41	12-25-78
Rice	2-0-1	1-0-1	1-0	0-0	T1	hT, 36-36	9-30-72
Rutgers	1-0	1-0	0-0	0-0	W1	hW, 48-14	10-22-21
Samford	8-0	6-0	2-0	0-0	W8	hW, 69-14	9-8-07
Southern Cal	1-2	0-1	1-1	0-0	L2	hL, 6-23	9-22-73
South Carolina	12-9	12-3	0-6	0-0	L1	aL, 14-23	10-19-91
SMU	8-2-1	5-0-1	3-2	0-0	W2	hW, 24-21	9-20-69
Stanford	2-0	0-0	0-0	2-0	W2	nW, 24-14	12-27-01
Syracuse	2-0	0-0	0-0	2-0	W2	nW, 51-14	12-21-04
Tennessee	17-24-2	13-11-1	4-13-1	0-0	L1	aL, 15-29	10-24-87
UT-Chattanooga	8-0	8-0	0-0	0-0	W8	hW, 44-9	9-22-90
Texas	0-1	0-0	0-0	0-1	L1	nL, 7-14	1-1-43
Texas A&M	1-1	1-1	0-0	0-0	W1	hW, 38-3	9-17-66
TCU	2-0	2-0	0-0	0-0	W2	hW, 17-7	9-21-68
Texas Tech	2-0	0-0	0-0	2-0	W2	nW, 17-9	12-19-70
Troy	1-0	1-0	0-0	0-0	W1	hW, 35-20	9-16-06
Tulane	35-13	20-4	15-9	0-0	W1	aW, 19-13	10-9-82
Tulsa	2-1	0-0	0-0	2-1	W1	nW, 52-10	1-4-04
Utah	0-1	0-0	0-0	0-1	L1	nL, 10-38	12-29-05
Vanderbilt	18-15-3	12-10	6-5-3	0-0	W4	aW(ot), 24-17	9-27-03
Virginia	14-16-1	12-7	2-9-1	0-0	L2	hL, 17-24	10-25-08
VMI	14-1	14-1	0-0	0-0	W5	hW, 34-7	11-5-88
Virginia Tech	2-4	1-2	1-2	0-0	L2	aL, 17-20	9-13-08
Wake Forest	20-8	12-4	8-3	0-0	L1	nL, 6-9	12-2-06
Western Carolina	4-0	4-0	0-0	0-0	W4	hW, 45-26	9-10-94
West Virginia	2-1	0-0	0-0	2-1	L1	nL, 35-38	1-1-07
William & Mary	1-0	1-0	0-0	1-0	W1	hW, 33-7	9-29-79
Wofford	1-0	0-0	0-0	1-0	W1	nW, 33-0	10-18-01

Key

TH = Thanksgiving
th = Thursday
fr = Friday

Rankings

Associated Press/Coaches Poll

AIR FORCE • 3-0



GT leads 3-0
H: 2-0, A: 1-0

Date	GT	Opp	Result
10-1-1977	-	hW	30-3
11-11-1978	-	aW	42-21
11-10-1979	-	hW	21-0

ALABAMA • 21-28-3



Bama leads 28-21-3
H: 15-15-3, A: 6-13

Date	GT	Opp	Result
11-27-1902 (TH)	-	a1L	0-26
10-21-1905	-	hW	12-5
10-24-1908	-	hW	11-6
10-22-1910	-	aW	36-0
10-29-1911	-	hT	0-0
10-12-1912	-	hW	20-3
10-17-1914	-	a1L	0-13
11-6-1915	-	hW	21-7
11-11-1916	-	hW	13-0
10-14-1922	-	hW	33-7
11-3-1923	-	hT	0-0
11-25-1924	-	hL	0-14
10-24-1925	-	hL	0-7
10-16-1926	-	hL	0-21
10-15-1927	-	hW	13-0
11-17-1928	-	hW	33-13
11-16-1929	-	hL	0-14
11-12-1932	-	hW	6-0
11-18-1933	-	hL	9-12
11-17-1934	-	hL	0-40
11-16-1935	-	a1L	7-38
11-14-1936	-	4	hL 16-20
11-13-1937	-	3	a1L 0-7
11-12-1938	-	16	hT 14-14
11-18-1939	-	a1W	6-0
11-16-1940	-	14	hL 13-14
11-15-1941	-	9	a1L 0-20
11-14-1942	2	5	hW 7-0
11-15-1947	6	14	a1L 7-14
11-13-1948	11	-	hL 12-14
11-12-1949	-	a1L	7-20
11-18-1950	-	hL	19-54
11-17-1951	7	a1W	27-7
11-15-1952	2	12	hW 7-3
11-14-1953	5	a1L	6-13
11-13-1954	-	hW	20-0
11-12-1955	11	a1W	26-2
11-17-1956	4	hW	27-0
11-16-1957	-	a1W	10-7
11-15-1958	20	-	hL 8-17
11-14-1959	15	a1L	7-9
11-12-1960	-	hL	15-16
11-18-1961	-	2	a1L 0-10
11-17-1962	-	1	hW 7-6
11-16-1963	-	7	a1L 11-27
11-14-1964	10	2	hL 7-24
9-8-1979	-	2	hL 6-30
9-6-1980	-	2	a1L 3-26
9-12-1981	-	4	a1W 24-21
9-11-1982	-	4	hL 7-45
9-10-1983	-	14	a1L 7-20
9-15-1984	-	19	hW 16-6

a1Birmingham, Ala. (Legion Field since 1927)

ARKANSAS • 1-1



Series tied 1-1

H: 0-0, A: 0-0, N: 1-1

Date	GT	Opp	Result
1-1-1955	-	10	n1W 14-6
1-2-1960	-	9	n2L 7-14

n1-Cotton Bowl
n2-Gator Bowl

ARIZONA • 0-2



Arizona leads 2-0
H: 0-1, A: 0-1

Date	GT	Opp	Result
9-1-1994 (th)	-	7/8	hL 14-19
9-7-1995 (th)	-	17/15	aL 19-20

ARMY • 3-1



GT leads 3-1
H: 3-1, A: 0-0

Date	GT	Opp	Result
11-8-1952	-	-	hW 45-6
9-25-1971	-	-	hL 13-16
10-26-1973	-	-	hW 14-10
10-20-2007	-	-	hW 34-10

AUBURN • 41-47-4



AU leads 47-41-4
H: 35-35-4, A: 6-12

Date	GT	Opp	Result
11-25-1892	-	-	hL 0-26
12-7-1893	-	-	hT 0-0
11-17-1894	-	-	hL 0-94
11-7-1896	-	-	aL 0-45
11-5-1898	-	-	aL 6-29
10-14-1899	-	-	aL 0-63
10-11-1902	-	-	hL 6-18
11-14-1903	-	-	hL 5-10
10-29-1904	-	-	aL 0-12
11-3-1906	-	-	hW 11-0
10-26-1907	-	-	hL 6-12
11-7-1908	-	-	hL 0-44
11-6-1909	-	-	hL 0-9
11-5-1910	-	-	hL 0-16
11-4-1911	-	-	hL 6-11
11-2-1912	-	-	hL 7-27
11-8-1913	-	-	hL 0-20
11-7-1914	-	-	hL 0-14
11-25-1915 (TH)	-	-	hW 7-0
11-30-1916 (TH)	-	-	hW 33-7
11-29-1917 (TH)	-	-	hW 68-7
11-28-1918 (TH)	-	-	hW 41-0
11-27-1919 (TH)	-	-	hL 7-14
11-25-1920 (TH)	-	-	hW 34-0
11-24-1921 (TH)	-	-	hW 14-0
11-30-1922 (TH)	-	-	hW 14-6
11-29-1923 (TH)	-	-	hT 0-0
11-27-1924 (TH)	-	-	hW 7-0
11-26-1925 (TH)	-	-	hT 7-7
11-25-1926 (TH)	-	-	hW 20-7
11-24-1927 (TH)	-	-	hW 18-0
11-29-1928 (TH)	-	-	hW 51-0
11-28-1929 (TH)	-	-	hW 19-6
10-18-1930	-	-	hW 14-12
10-17-1931	-	-	hL 0-13
10-15-1932	-	-	hL 0-6
10-14-1933	-	-	hW 16-6
11-10-1934	-	-	hL 6-18
11-9-1935	-	-	hL 7-33
11-7-1936	-	20	hL 12-13
10-23-1937	-	20	hL 0-21
10-22-1938	-	-	hW 7-6
10-28-1939	-	-	hW 7-6
10-26-1940	-	-	hL 7-16
10-25-1941	-	-	hW 28-14
9-26-1942	*6	4	hW 15-0
10-14-1944	10	-	hW 27-0

10-27-1945	-	-	hW	20-7
10-26-1946	15	-	hW	27-6
10-18-1947	5	-	hW	27-7
10-16-1948	7	-	hW	27-0
10-15-1949	-	-	hW	35-21
10-21-1950	-	-	hW	20-0
10-20-1951	5	-	hW	27-7
10-18-1952	4	-	hW	33-0
10-17-1953	6	19	hW	36-6
10-16-1954	19	-	hW	14-7
10-15-1955	5	17	hL	12-14
10-20-1956	3	-	hW	28-7
10-19-1957	-	9	hL	0-3
10-18-1958	-	2	hT	7-7
10-17-1959	4	11	hL	6-7
10-15-1960	19	-	a1L	7-9
10-21-1961	8	-	hW	7-6
10-20-1962	-	-	a1L	14-17
10-19-1963	8	-	hL	21-29
10-17-1964	-	-	a1W	7-3
10-16-1965	-	-	hW	23-14
10-15-1966	7	-	a1W	17-3
10-21-1967	-	-	hL	10-28
10-19-1968	-	-	a1W	21-20
10-18-1969	-	15	hL	14-17
10-17-1970	16	8	aL	7-31
10-16-1971	-	5	hL	14-31
10-21-1972	-	14	hL	14-24
10-20-1973	-	-	hL	10-24
10-19-1974	-	5	aL	22-31
10-18-1975	-	-	hL	27-31
10-16-1976	-	-	aW	28-10
10-15-1977	-	-	hW	38-21
10-21-1978	-	-	aW	24-10
10-20-1979	-	14	hL	14-38
10-18-1980	-	-	aL	14-17
10-17-1981	-	-	hL	7-31
10-16-1982	-	-	aL	0-24
10-15-1983	-	5	hL	13-31
10-20-1984	-	13	aL	34-48
10-19-1985	-	8	hL	14-17
10-18-1986	-	7	aL	10-31
10-17-1987	-	5	hL	10-20
9-6-2003	-	17/19	hW	17-3
9-3-2005	-	16/15	aW	23-14

a1-Birmingham, Ala. (Legion Field)

BAYLOR • 3-1GT leads 3-1
H: 2-0, A: 0-1, N: 1-0

Date	GT	Opp	Result
1-1-1952	5	9 n1W	17-14
9-27-1969	-	hW	17-10
11-7-1992	-	aL	27-31
11-6-1993	-	hW	37-27

n1-Orange Bowl

BOSTON COLLEGE • 5-2GT leads 5-2
H: 2-2, A: 3-0

Date	GT	Opp	Result
11-11-1972	-	-	hW 42-10
11-25-1989	-	-	hW 13-12
9-14-1991	17/18	-	aW 30-14
10-4-1997	-	-	aW 42-14
9-5-1998	-	-	hL 31-41
9-15-2007	15/15	21/19	hL 10-24
9-6-2007	-	-	aW 19-16

BRIGHAM YOUNG • 1-1Series tied 1-1
H: 1-0, A: 0-1

Date	GT	Opp	Result
9-21-2002	-	-	hW 28-19
8-28-2003 (th)	-	-	aL 13-24

CALIFORNIA • 3-4Cal leads 4-3
H: 2-2, A: 0-2, N: 1-0

Date	GT	Opp	Result
1-1-1929	-	-	n1W 8-7
12-26-1931	-	-	hL 6-21
12-17-1932	-	-	aL 7-27
12-26-1936	-	-	hW 13-7
12-26-1938	-	-	aL 0-13
12-28-1940	-	-	hW 13-0
9-16-1978	-	-	hL 22-34

n1-Rose Bowl

CAMP GORDON

GT leads 1-0

Date	GT	Opp	Result
10-26-1918	-	-	hW 28-0

CARLISLE

GT leads 1-0

Date	GT	Opp	Result
11-17-1917	-	-	hW 98-0

CARNEGIE TECH

CT leads 2-0

Date	GT	Opp	Result
10-11-1930	-	-	aL 0-31
10-10-1931	-	-	hL 0-13

CENTRAL FLORIDA • 3-0GT leads 3-0
H: 3-0, A: 0-0

Date	GT	Opp	Result
10-26-1996	-	-	hW 27-20
9-18-1999	12/13	-	hW 41-10
9-2-2000	-	-	hW 21-17

CENTRE

GT leads 1-0

Date	GT	Opp	Result
10-30-1920	-	-	hW 24-0

THE CITADEL • 10-0GT leads 10-0
H: 8-0, A: 2-0

Date	GT	Opp	Result
10-5-1912	-	-	aW 20-16
10-4-1913	-	-	aW 47-0
10-25-1947	7	-	hW 38-0
11-20-1948	20	-	hW 54-0
9-20-1952	*3	-	hW 54-6
9-30-1978	-	-	hW 28-0
9-18-1982	-	-	hW 36-7
9-22-1984	-	-	hW 48-3
9-12-1987	-	-	hW 51-12
9-1-2001	11/14	-	hW 35-7

CLEMSON • 47-24-2GT leads 47-24-2
H: 41-13-2, A: 6-9, N: 0-2

Date	GT	Opp	Result
11-24-1898	-	-	n1L 0-23
11-30-1899 (TH)	-	-	n2L 5-41
10-18-1902	-	-	hL 5-44
10-17-1903	-	-	hL 0-73
11-5-1904	-	-	hT 11-11
11-30-1905 (TH)	-	-	hW 17-12
11-29-1906 (TH)	-	-	hL 0-10
11-28-1907 (TH)	-	-	hL 5-6
11-26-1908 (TH)	-	-	hW 30-6
11-25-1909 (TH)	-	-	hW 29-3
11-24-1910 (TH)	-	-	hW 34-0
11-30-1911 (TH)	-	-	hW 31-0
11-28-1912 (TH)	-	-	hW 23-0
11-27-1913 (TH)	-	-	hW 34-0
11-26-1914 (TH)	-	-	hW 26-6
10-5-1918	-	-	hW 28-0
10-11-1919	-	-	hW 28-0
11-6-1920	-	-	hW 7-0
11-5-1921	-	-	hW 48-7
11-4-1922	-	-	hW 21-7
10-1-1932	-	-	hW 32-14
9-30-1933	-	-	hW 39-2

9-29-1934	-	-	hW	12-7
10-31-1936	-	-	hL	13-14
11-6-1937	-	-	hW	7-0
11-20-1943	15	-	hW	41-6
9-30-1944	*10	-	hW	51-0
11-24-1945	-	-	hL	7-21
11-7-1953	6	-	hW	20-7
11-8-1958	-	17	hW	13-0
10-3-1959	7	6	hW	16-6
9-22-1962	-	-	hW	26-9
9-28-1963	-	-	hW	27-0
10-3-1964	-	-	hW	14-7
10-2-1965	-	-	hW	38-6
10-1-1966	9	-	hW	13-12
10-7-1967	-	-	hW	10-0
10-5-1968	-	-	hW	24-21
10-4-1969	-	-	hL	10-21
10-3-1970	15	-	hW	28-7
10-2-1971	-	-	hW	24-14
10-7-1972	-	-	hW	31-9
9-29-1973	-	-	hW	29-21
9-28-1974	-	-	aL	17-21
9-27-1975	-	-	hW	33-28
9-25-1976	-	-	hT	24-24
9-17-1977	-	-	hL	14-31
9-24-1983	-	-	aL	14-41
9-29-1984	18	13	hW	28-21
9-28-1985	-	-	aW	14-3
9-27-1986	-	-	hL	3-27
9-26-1987	-	9	aL	12-33
9-24-1988	-	12	hL	13-30
10-14-1989	-	14	aW	30-14
10-13-1990	18/15	15/14	hW	21-19
9-28-1991	19/18	7/5	aL	7-9
9-26-1992	-	16/14	hW	20-16
9-25-1993	-	-	aL	13-16
11-12-1994	-	-	aL	10-20
10-28-1995	-	-	hL	3-24
10-19-1996	22/24	-	aL	25-28
9-27-1997	-	17/21	hW	23-20
11-12-1998 (th)	22/23	-	aW	24-21
11-13-1999	13/14	-	hW	45-42
10-28-2000	-	5/4	aW	31-28
9-29-2001	9/11	nr/25 (ot)	hL	44-47
11-4-2002	-	-	aL	19-24
9-20-2003	-	-	hL	3-39
9-11-2004	-	20/18	aW	28-24
10-29-2005	-	-	hW	10-9
10-21-2006	13/13	12/12	aL	7-31
9-29-2007	-	13/13	hW	13-3
10-18-2008	-	-	aW	21-17

n1-Augusta, Ga.

n2-Greenville, S.C.

CONNECTICUT • 3-0GT leads 3-0
H: 2-0, A: 1-0

Date	GT	Opp	Result
9-7-2002	-	-	aW 31-14
11-13-2004	-	-	hW 30-10
9-17-2005	16/18	-	hW 28-13

CUMBERLAND

GT leads 3-0

Date	GT	Opp	Result
11-24-1904 (TH)	-	-	hW 18-0
10-28-1905	-	-	hW 18-0
10-7-1916	-	-	hW 222-0

DAHLONEGA

GT leads 3-0

Date	GT	Opp	Result
10-7-1905	-	-	hW 54-0
10-6-1906	-	-	hW 11-0
10-12-1907	-	-	hW 72-0

DAVIDSON • 12-2GT leads 12-2
H: 12-2, A: 0-0

Date	GT	Opp	Result
12-7-1900	-	-	hL 6-38
11-13-1902	-	-	hL 6-7
10-27-1906	-	-	hW 4-0
10-9-1915	-	-	hW 27-7

10-14-1916	-	-	hW	9-0
10-13-1917	-	-	hW	32-10
11-11-1919	-	-	hW	33-0
10-9-1920	-	-	hW	66-0
10-8-1921	-	-	hW	70-0
10-7-1922	-	-	hW	19-0
10-17-1942	6	-	hW	33-0
11-25-1950	-	-	hW	46-14
11-24-1951	7	-	hW	34-7
9-19-1953	*3	-	hW	53-0

11TH CAVALRY

GT leads 2-0-1

Date	GT	Opp	Result
9-30-1911	-	-	hW 22-5
9-28-1912	-	-	hT 0-0
10-19-1918	-	-	hW 119-0

5TH DIVISION

GT leads 1-0

Date	GT	Opp	Result
9-20-1919	-	-	hW 48-0

DUKE • 45-30-1GT leads 45-30-1
H: 26-12-1, A: 19-18

Date	GT	Opp	Result
12-2-1933	-	-	hW 6-0
10-13-1934	-	-	aL 0-20
10-19-1935	-	-	hW 6-0
10-17-1936	-	-	aL 6-19
10-16-1937	-	*10	hL 19-20
10-15-1938	-	*9	aL 0-6
11-4-1939	-	12	hL 6-7
11-2-1940	-	18	aL 7-41
11-1-1941	-	4	hL 0-14
10-31-1942	5	-	aW 26-7
10-30-1943	-	18	hL 7-14
11-4-1944	5	-	aL 13-19
11-3-1945	-	18	hL 6-14
11-2-1946	16	19	aW 14-0
11-1-1947	6	9	hW 7-0
10-30-1948	6	-	aW 19-7
10-29-1949	-	-	hL 14-27
11-4-1950	-	-	aL 21-30
11-3-1951	5	-	hT 14-14
11-1-1952	4	6	aW 28-7
11-21-1953	12	15	hW 13-10
10-30-1954	-	16	aL 20-21
10-29-1955	12	17	hW 27-0
11-3-1956	2	-	aW 7-0
11-2-1957	-	7	hW 13-0
11-1-1958	-	-	aW 10-8
10-31-1959	9	-	hL 7-10
10-29-1960	-	15	aL 0-6
10-14-1961	-	-	hW 21-0
11-3-1962	-	-	aW 20-9
11-2-1963	-	-	hW 30-6
10-31-1964	8	-	aW 21-8
10-30-1965	6	-	hW 35-23
10-29-1966	-	-	aW 48-7
11-4-1967	-	-	hW 19-7
11-2-1968	-	-	aL 30-46
11-1-1969	-	-	hW 20-7
10-31-1970	-	-	aW 24-16
10-30-1971	-	-	hW 21-0
11-4-1972	-	-	aL 14-20
11-3-1973	-	-	hW 12-10
11-2-1974	-	-	aL 0-9
11-1-1975	-	-	hW 21-6
10-30-1976	-	-	aL 7-31
10-29-1977	-	-	hL 24-25
9-9-1978	-	-	aL 10-28
11-3-1979	-	-	hW 24-14
11-1-1980	-	-	aL 12-17
10-31-1981	-	-	hL 24-38
10-30-1982	-	-	hL 21-38
10-29-1983	-	-	aL 26-32
11-3-1984	-	-	hW 31-3
11-2-1985	-	-	aW 9-0
11-1-1986	-	-	hW 34-6
10-31-1987	-	-	aL 14-48
10-29-1988	-	-	hL 21-31
10-28-1989	-	-	aL 19-30
10-27-1990	16/12	-	hW 48-31
11-2-1991	-	-	aW 17-1

SERIES HISTORY

10-31-1992	-	-	hW	20-17
10-30-1993	-	-	aW	47-14
9-24-1994	-	-	hL	12-27
10-7-1995	-	-	aW	37-21
9-26-1996 (th)	-	-	hW	48-22
11-15-1997	-	-	aW	41-38
10-3-1998	-	-	hW	41-13
10-16-1999	8/9	-	aW	38-31
10-21-2000	-	-	hW	45-10
10-6-2001	17/17	-	aW	37-10
11-16-2002	-	-	hW	17-2
11-8-2003	-	-	aL	17-41
10-16-2004	-	-	hW	24-7
10-15-2005	-	-	aW	35-10
11-18-2006	18/18	-	hW	49-21
11-10-2007	-	-	aW	41-24
10-4-2008	-	-	hW	27-0

FLORIDA • 24-9-6



GT leads 24-9-6

H: 15-4-4, A: 9-4-2, N: 0-1

Date	GT	Opp	Result
10-17-1904	-	-	hW 77-0
10-19-1912	-	-	a1W 14-7
10-25-1913	-	-	a1W 13-3
10-13-1923	-	-	hT 7-7
10-11-1924	-	-	hT 7-7
10-17-1925	-	-	hW 23-7
10-19-1929	-	-	hW 19-7
11-27-1930	-	-	hL 7-55
11-21-1931	-	-	hW 23-0
11-19-1932	-	-	hW 6-0
11-11-1933	-	-	hW 19-7
11-24-1934	-	-	aL 12-13
11-23-1935	-	-	hW 39-6
11-21-1936	-	-	hW 38-14
11-20-1937	-	-	aW 12-0
11-19-1938	-	-	hT 0-0
11-25-1939	19	-	aW 21-7
11-23-1940	-	-	hL 7-16
11-22-1941	-	-	aL 7-14
11-21-1942	2	-	hW 20-7
10-23-1948	6	-	hW 42-7
10-22-1949	-	-	aW 43-14
10-7-1950	-	-	hW 16-13
9-29-1951	-	-	aW 27-0
9-27-1952	*3	-	hW 17-14
9-26-1953	*3	15	aT 0-0
9-25-1954	5	-	hL 12-13
9-24-1955	2	19	aW 14-7
11-24-1956	5	13	aW 28-0
11-23-1957	-	-	hT 0-0
10-1-1960	10	-	aL 17-18
11-4-1961	7	-	hW 20-0
9-29-1962	8	-	aW 17-0
9-14-1963	-	-	hW 9-0
1-2-1967	8	-	n1L 12-13
10-28-1978	-	-	hW 17-17
9-22-1979	-	-	aT 7-7
9-20-1980	-	-	hL 12-45
9-19-1981	-	-	aL 6-27

a1-Jacksonville, Fla.
n1-Orange Bowl

FLORIDA STATE • 8-12-1



FSU leads 12-8-1

H: 8-6-1, A: 0-6

Date	GT	Opp	Result
11-22-1952	2	-	hW 30-0
10-22-1955	13	-	hW 34-0
9-26-1958	-	-	hW 17-3
11-10-1962	-	-	hT 14-14
11-9-1963	-	-	hW 15-7
9-19-1970	-	-	hW 23-13
11-13-1971	-	-	hW 12-6
10-4-1975	-	-	hW 30-0
10-17-1992	16/17	6/6	hL 24-29
10-2-1993	-	1/1	aL 0-51
11-5-1994	-	8/6	hL 10-41
10-21-1995	-	1/1	aL 10-42
11-2-1996	-	3/2	hL 3-49
10-18-1997	21/25	3/3	aL 0-38
10-24-1998	20/19	6/6	hL 7-34

9-11-1999	10/10	1/1	aL 35-41
9-9-2000	-	2/2	hL 21-26
12-1-2001	-	-	aL 17-28
11-9-2002	-	17/18	hL 13-21
9-13-2003	-	10/11	aL 13-14
11-1-2008	-	16/16	hW 31-28

FLORIDA ST. COLLEGE GT leads 2-0

Date	GT	Opp	Result
11-7-1903	-	-	hW 17-0
10-8-1904	-	-	hW 35-0

FT. BENNING GT leads 1-0

Date	GT	Opp	Result
10-16-1943	-	-	hW 27-0

FT. MCPHERSON GT leads 2-1

Date	GT	Opp	Result
11-29-1894	-	-	hL 0-34
10-1-1904	-	-	hW 11-5
9-27-1913	-	-	hW 19-0

FRESNO STATE • 0-2



FSU leads 2-0

H: 0-0, A: 0-0, N: 0-2

Date	GT	Opp	Result
12-31-2002	-	-	n1L 21-30
12-31-2007	-	-	n2L 28-40

n1-Silicon Valley Classic, San Jose, Calif.
n2-Humanitarian Bowl, Boise, Idaho

FURMAN • 10-1-3



GT leads 10-1-3

H: 10-1-1, A: 0-0-2

Date	GT	Opp	Result
10-15-1901	-	-	hW 17-0
10-26-1901	-	-	aT 5-5
11-1-1902	-	-	aT 0-0
9-29-1917	-	-	hW 25-0
10-12-1918	-	-	hW 118-0
9-27-1919	-	-	hW 74-0
10-15-1921	-	-	hW 69-0
11-23-1946	6	-	hW 41-7
11-22-1947	10	-	hW 51-0
9-17-1983	-	-	hL 14-17
9-13-1986	-	-	hT 17-17
11-9-1991	-	-	hW 19-17
9-11-1993	-	-	hW 37-3
9-2-1995	-	-	hW 51-7

GARDNER-WEBB • 1-0



GT leads 1-0

H: 1-0, A: 0-0

Date	GT	Opp	Result
10-11-08	-	-	hW 10-7

GEORGETOWN GT leads 5-0

Date	GT	Opp	Result
11-15-1919	-	-	hW 27-0
11-13-1920	-	-	hW 35-6
11-12-1921	-	-	hW 21-7
11-11-1922	-	-	hW 19-7
10-20-1923	-	-	hW 20-10

GEORGIA • 39-59-5



UGA leads 59-39-5

H: 26-31-4,

A: 13-28-1

Date	GT	Opp	Result
11-4-1893	-	-	aW 28-6
10-23-1897	-	-	aL 0-28
10-22-1898	-	-	aL 0-15
10-28-1899	-	-	aL 0-20
10-13-1900	-	-	hL 0-12
10-25-1902	-	-	hT 0-0
10-24-1903	-	-	hL 0-38
11-12-1904	-	-	hW 23-6
11-18-1905	-	-	hW 46-0
11-10-1906 ^A	-	-	hW 17-0
11-2-1907	-	-	hW 10-6

11-20-1909	-	-	hW 12-6
11-19-1910	-	-	hL 6-11
11-18-1911	-	-	hL 0-5
11-16-1912	-	-	hL 0-20
11-15-1913	-	-	hL 0-14
11-14-1914	-	-	hW 7-0
11-13-1915	-	-	hT 0-0
11-18-1916	-	-	hW 21-0
11-14-1925	-	-	hW 3-0
11-13-1926	-	-	hL 13-14
12-3-1927	-	-	hW 12-0
12-8-1928	-	-	hW 20-6
12-7-1929	-	-	aL 6-12
12-6-1930	-	-	hL 0-13
11-28-1931	-	-	hL 6-35
11-26-1932	-	-	hT 0-0
11-25-1933	-	-	hL 6-7
12-1-1934	-	-	aL 0-7
11-30-1935	-	-	hW 19-7
11-28-1936	-	-	aL 6-16
11-27-1937	-	-	hT 6-6
11-26-1938	-	-	aT 0-0
12-2-1939	-	-	hW 13-0
11-30-1940	-	-	aL 19-21
11-29-1941	-	20	hL 0-21
11-28-1942	2	5	aL 0-34
11-27-1943	14	-	hW 48-0
12-2-1944	-	-	hW 44-0
12-1-1945	-	-	hL 0-33
11-30-1946	7	3	aL 7-35
11-29-1947	9	-	hW 7-0
11-27-1948	-	12	aL 13-21
11-26-1949	-	-	hW 7-6
12-2-1950	-	-	aW 7-0
12-1-1951	6	-	hW 48-6
11-29-1952	3	-	aW 23-9
11-28-1953	10	-	hW 28-12
11-27-1954	-	-	aW 7-3
11-26-1955	9	-	hW 21-3
12-1-1956	4	-	aW 35-0
11-30-1957	-	-	hL 0-7
11-29-1958	-	-	aL 3-16
11-28-1959	-	6	hL 14-21
11-26-1960	-	-	aL 6-7
12-2-1961	-	-	hW 22-7
12-1-1962	-	-	aW 37-6
11-30-1963	-	-	hW 14-3
11-28-1964	-	-	aL 0-7
11-27-1965	-	-	hL 7-17
11-26-1966	5	7	aL 14-23
11-25-1967	-	-	hL 14-21
11-30-1968	-	4	aL 8-47
11-29-1969	-	-	hW 6-0
11-28-1970	16	-	aW 17-7
11-25-1971 (TH)	-	7	hL 24-28
12-2-1972	-	-	aL 7-27
12-1-1973	-	-	hL 3-10
11-27-1974	-	-	aW 34-14
11-27-1975 (TH)	-	15	hL 26-42
11-27-1976	-	4	aL 10-13
11-26-1977	-	-	hW 16-7
12-2-1978	-	11	aL 28-29
11-24-1979	-	-	hL 3-16
11-29-1980	-	1	aL 20-38
11-28-1981	-	3	hL 7-44
11-27-1982	-	1	aL 18-38
11-26-1983	-	7	hL 24-27
12-1-1984	-	18	aW 35-18
11-30-1985	-	20	hW 20-16
11-29-1986	-	18	aL 24-31
11-28-1987	-	14	hL 16-30
11-26-1988	-	20	aL 3-24
12-2-1989	-	-	hW 33-22
12-1-1990	2/3	-	aW 40-23
11-30-1991	-	25/nr	hL 15-18
11-28-1992	-	9/10	aL 17-31
11-25-1993 (TH)	-	-	hL 10-43
11-25-1994 (fr)	-	-	aL 10-48
11-23-1995 (TH)	-	-	hL 17-18
11-30-1996	-	-	aL 10-19
11-29-1997	-	14/14	hL 24-27
11-28-1998	17/18	12/12	aW 21-19
11-27-1999	20/16	16/21 (ot)	hW 51-48
11-25-2000	18/19	19/18	aW 27-15
11-24-2001	21/19	19/23	hL 17-31

11-30-2002	-	5/5	aL 7-51
11-29-2003	-	5/5	hL 17-34
11-27-2004	-	8/7	aL 13-19
11-26-2005	20/24	13/13	hL 7-14
11-25-2006	16/15	-	aL 12-15
11-24-2007	-	6/7	hL 17-31
11-29-2008	23/18	13/13	aW 45-42

^ASite of 1906 game recently changed from Athens to Atlanta based on research

GEORGIA NAVY PRE-FLIGHT

Date	GT	Opp	Result
10-9-1943	-	-	hW 35-7
10-27-1944	5	-	hW 13-7

GORDON GT leads 5-0

Date	GT	Opp	Result
10-12-1901	-	-	hW 29-0
10-5-1907	-	-	hW 51-0
10-3-1908	-	-	hW 32-0
10-2-1909	-	-	hW 18-6
10-1-1910	-	-	hW 57-0

INDIANA STATE • 1-0



GT leads 1-0

H: 1-0, A: 0-0

Date	GT	Opp	Result
10-10-1987	-	-	hW 38-0

IOWA STATE • 1-0



GT leads 1-0

H: 0-0, A: 0-0, N: 1-0

Date	GT	Opp	Result
12-18-1972	-	-	n1W 31-30

n1-Liberty Bowl, Memphis, Tenn.

JACKSONVILLE STATE • 1-0

LSU • 12-7



GT leads 12-7
H: 7-2, A: 5-3,
N: 0-2

Date	GT	Opp	Result
10-23-1915	-	a1W	36-7
11-8-1924	-	hW	28-7
11-12-1927	-	hW	23-0
11-6-1943	-	20 hW	42-7
11-18-1944	9	aW	14-6
11-17-1945	-	hL	7-9
10-19-1946	-	12 aW	26-7
10-14-1950	-	aW	13-0
10-13-1951	8	hW	25-7
10-9-1954	-	hW	30-20
10-8-1955	4	aW	7-0
10-13-1956	3	hW	39-7
10-12-1957	17	aL	13-20
10-8-1960	-	hW	6-2
10-7-1961	3	aL	0-10
10-6-1962	5	hL	7-10
10-5-1963	7	aL	6-7
12-29-2000	15/17	n2L	14-28
12-31-2008	14/15	n2L	3-38

a1-New Orleans, La.
n2-Chick-fil-A/Peach Bowl

MARYLAND • 13-6



GT leads 13-6
H: 8-1, A: 5-5

Date	GT	Opp	Result
10-8-1988	-	aL	8-13
10-7-1989	-	hW	28-24
10-6-1990	23/18	aW	31-3
10-12-1991	-	hW	34-10
10-10-1992	17/17	aW	28-26
10-9-1993	-	hW	38-0
10-22-1994	-	aL	27-42
9-28-1995 (th)	-	16/17 hW	31-3
11-14-1996 (th)	-	aL	10-13
11-22-1997	-	hW	37-18
10-31-1998	23/24	a1W	31-14
9-30-99 (th)	10/12	hW	49-31
11-18-2000	20/22	aW	35-22
10-11-2001 (th)	15/15	22/20 (ot) hL	17-20
10-17-2002 (th)	-	aL	10-34
10-23-2003 (th)	-	hW	7-3
10-9-2004	-	23/23 aW	20-7
10-7-2006	18/20	hW	27-23
10-6-2007	-	aL	26-28

a1-Ravens Stadium, Baltimore, Md.

MARYVILLE

Series tied 0-0-1

Date	GT	Opp	Result
11-29-1906	-	hT	6-6

MEMPHIS • 2-1



GT leads 2-1
H: 1-1, A: 1-0

Date	GT	Opp	Result
9-27-1980	-	hW	17-8
9-26-1981	-	hL	15-28
9-25-1982	-	aW	24-20

MERCER • 13-1-1



GT leads 13-1-1
H: 10-0-1, A: 3-1

Date	GT	Opp	Result
11-5-1892	-	aL	6-12
11-11-1893	-	hW	10-6
10-31-1896	-	aW	6-4
11-21-1896	-	hT	12-12
11-19-1908	-	aW	16-6
11-13-1909	-	hW	35-0
10-15-1910	-	hW	46-0
10-21-1911	-	hW	17-0
10-26-1912	-	aW	16-6
10-18-1913	-	hW	33-0
10-10-1914	-	hW	105-0
10-2-1915	-	hW	52-0
9-30-1916	-	hW	61-0

10-2-1937	-	hW	28-0
10-1-1938	-	hW	19-0

MIAMI • 10-4



GT leads 10-4
H: 8-2, A: 2-1,
N: 0-1

Date	GT	Opp	Result
9-17-1955	*10	hW	14-6
9-26-1964	-	hW	20-0
11-10-1967	-	aL	7-49
9-27-1968	-	15 hL	7-10
9-26-1970	19	hW	31-21
9-20-1975	-	hW	38-23
9-17-1977	-	hW	10-6
10-14-1978	-	hW	24-19
1-1-2000	17/15	23/23 n1L	13-28
10-2-2004	-	4/4 hL	3-27
11-19-2005	-	3/3 aW	14-10
10-28-2006	21/21	hW	30-23
10-13-2007	-	aW	17-14
11-20-2008	-	23/rv hW	41-23

n1-Toyota Gator Bowl

MICHIGAN • 0-1



Michigan leads 1-0
H: 0-0, A: 0-1

Date	GT	Opp	Result
10-20-1934	-	aL	2-9

MICHIGAN STATE • 3-0



GT leads 3-0
H: 1-0, A: 1-0,
N: 1-0

Date	GT	Opp	Result
9-18-1971	-	18 hW	10-0
9-23-1972	-	18 aW	21-16
12-31-1985	-	n1W	17-14

n1-All-American Bowl, Birmingham, Ala.

MISSISSIPPI • 2-1



GT leads 2-1
H: 1-0, A: 0-0,
N: 1-1

Date	GT	Opp	Result
10-12-1946	-	hW	24-7
1-1-1953	2	n1W	24-7
12-30-1971	-	n2L	18-41

n1-Sugar Bowl
n2-Peach Bowl

MISSISSIPPI STATE • 3-0



GT leads 3-0
H: 3-0, A: 0-0

Date	GT	Opp	Result
10-17-1908	-	hW	23-0
10-5-1929	-	hW	27-13
9-20-2008	-	hW	38-7

MISSOURI • 1-1



Series tied 1-1
H: 0-0, A: 0-0, N: 1-1

Date	GT	Opp	Result
1-1-1940	16	n1W	21-7
12-22-62	-	n2L	10-14

n1-Orange Bowl
n2-Bluebonnet Bowl

MOONEY

GT leads 3-0

Date	GT	Opp	Result
10-15-1904	-	hW	51-0
10-10-1908	-	hW	30-0
10-9-1909	-	hW	35-6

NASHVILLE

Nashville leads 2-0

Date	GT	Opp	Result
11-11-1899	-	hL	0-15
10-20-1900	-	hL	0-23

NAVY • 16-9



GT leads 16-9
H: 10-4, A: 3-3,
N: 3-2

Date	GT	Opp	Result
10-21-1922	-	aL	0-13
10-24-1942	6	aW	21-0
10-23-1943	-	3 n1L	14-28
10-21-1944	8	9 hW	17-15
10-20-1945	-	2 n1L	6-20
11-9-1946	8	hW	28-20
11-8-1947	6	n1W	16-14
10-9-1964	-	n2W	17-0
10-23-1965	-	hW	37-16
11-9-1968	-	hL	15-35
11-7-1970	-	hW	30-8
11-6-1971	-	hW	34-21
11-18-1972	-	hW	30-7
11-17-1973	-	n2W	26-22
11-16-1974	-	hW	22-0
11-15-1975	-	hW	14-13
11-13-1976	-	aL	28-34
11-12-1977	-	aL	16-20
11-17-1979	-	hW	24-14
11-15-1980	-	hL	8-19
11-14-1981	-	hL	14-20
11-23-1996	-	hL	26-36
9-4-1999	10/11	aW	49-14
9-16-2000	-	hW	40-13
9-8-2001	10/13	aW	70-7

n1-Baltimore, Md.
n2-Jacksonville, Fla.

NEBRASKA • 1-0



GT leads 1-0
H: 0-0, A: 0-0,
N: 1-0

Date	GT	Opp	Result
1-1-1991	2/2	19/13 n1W	45-21

n1-Florida Citrus Bowl, Orlando, Fla.

NEW MEXICO STATE • 1-0



GT leads 1-0
H: 1-0, A: 0-0

Date	GT	Opp	Result
9-12-1998	-	hW	42-7

NORTH CAROLINA • 23-18-3



GT leads 23-18-3
H: 15-7, A: 8-11-3

Date	GT	Opp	Result
10-30-1915	-	hW	23-3
10-21-1916	-	hW	10-6
10-22-1927	-	hW	13-0
10-27-1928	-	aW	20-7
10-12-1929	-	hL	7-18
11-1-1930	-	aT	6-6
11-7-1931	-	aT	19-19
10-22-1932	-	aW	43-14
10-28-1933	-	aW	10-6
11-3-1934	-	hL	0-26
10-26-1935	-	aL	0-19
9-25-1943	-	hW	20-7
10-7-1944	*10	hW	28-0
9-29-1945	-	aW	20-14
10-12-1974	-	hW	29-28
10-4-1980	-	10 aL	0-33
10-3-1981	-	6 hL	7-28
10-2-1982	-	12 aL	0-41
10-1-1983	-	5 hL	21-38
11-10-1984	-	aL	17-24
10-5-1985	-	hW	31-0
10-4-1986	-	aL	20-21
9-19-1987	-	hL	23-30
10-22-1988	-	aL	17-20
10-21-1989	-	hW	17-14
10-20-1990	11/11	aT	13-13
10-26-1991	-	hW	35-14
10-24-1992	19/19	aL	14-26
10-16-1993	-	14/13 hL	3-41
10-8-1994	-	14/14 aL	24-31
10-14-1995	-	hW	27-25

10-21-1996	-	11/13 aL	0-16
10-30-1997 (th)	-	5/5 hL	13-16
9-26-1998	-	aW	43-21
10-9-1999	7/8	-(ot) hW	31-24
9-30-2000	-	aW	42-28
11-1-2001 (th)	23/21	22/nr hW	28-21
9-28-2002	-	aW	21-13
11-15-2003	-	hW	41-24
9-18-2004	-	aL	13-34
9-10-2005	17/21	hW	27-21
11-11-2006	19/18	aW	7-0
11-17-2007	-	hW	27-25
11-8-2008	22/20	19/19 aL	7-28

NC STATE • 17-9



GT leads 17-9
H: 10-3, A: 7-6

Date	GT	Opp	Result
11-10-1918	-	hW	128-0
11-18-1922	-	hW	17-0
10-8-1983	-	aW	20-10
10-6-1984	12	hL	22-27
9-14-1985	-	aW	28-18
10-11-1986	-	hW	59-21
10-3-1987	-	aL	0-17
10-1-1988	-	nr/25 hL	6-14
9-9-1989	-	aL	28-38
9-8-1990	-	hW	21-13
10-5-1991	21/23	19/18 aL	21-28
10-3-1992	23/23	21/18 hW	16-13
10-23-1993	-	aL	23-28
10-1-1994	-	22/20 aL	13-21
11-11-1995	-	hW	27-19
9-7-1996	-	aW	28-16
10-11-1997	25/nr	hW	27-17
10-10-1998	-	23/23 aW	47-24
10-30-1999	7/7	hW	48-21
9-21-2000 (th)	-	-(ot) aL	23-30
10-20-2001	23/25	hW	27-17
11-2-2002	-	8/10 aW	24-17
10-4-2003	-	hW	29-21
11-6-2004	-	aW	24-14
10-6-2005 (th)	24/23	hL	14-17
11-4-2006	20/20	aW	31-23

NOTRE DAME • 6-27-1



ND leads 27-6-1
H: 2-11-1, A: 3-16,
N: 1-0

Date	GT	Opp	Result
10-28-1922	-	-	hL 3-13
11-27-1923	-	-	aL 7-35
11-1-1924	-	-	aL 3-34
10-31-1925	-	-	hL 0-13
10-30-1926	-	-	aL 0-12
10-29-1927	-	-	aL 7-26
10-20-1928	-	-	hW 13-0
11-2-1929	-	-	hL 6-26
10-8-1938	-	*5	aL 6-14
10-7-1939	-	*2	aL 14-17
10-12-1940	-	*6	aL 20-26
10-11-1941	-	*8	hL 0-20
10-3-1942	*6	-	aW 13-6
10-2-1943	-	*1	aL 13-55
11-25-1944	10	18	hL 0-21
10-6-1945	-	*3	hL 7-40
10-24-1953	4	1	aL 14-27
11-7-1959	19	-	aW 14-10
11-18-1967	-	9	hL 3-36
11-16-1968	-	9	aL 6-34
11-15-1969	-	9	hL 20-38
11-14-1970	-	1	aL 7-10
9-9-1974	-	2	hL 7-31
11-8-1975	-	12	aL 3-24
11-6-1976	-	11	hW 23-14
11-5-1977	-	5	aL 14-69
11-18-1978	20	10	hL 21-38
10-6-1979	-	10	aL 13-21
11-8-1980	-	1	hT 3-3
11-7-1981	-	-	aL 3-35
9-6-1997	-	11/13	aL 13-17
1-1-1999	12/12	17/18	n1W 35-28
9-2-2006	-	2/13	hL 10-14
1-1-2007	-	-	aW 33-3

SERIES HISTORY

FULL STEAM AHEAD



n1-Gator Bowl

OGLETHORPE

Date	GT	Opp	Result
10-2-1920	-	-	hW 55-0
10-1-1921	-	-	hW 41-0
9-30-1922	-	-	hW 31-6
9-23-1923	-	-	hW 28-13
9-27-1924	-	-	hW 19-0
9-28-1925	-	-	hW 13-7
9-25-1926	-	-	hL 6-7
11-19-1927	-	-	hW 19-7
11-3-1928	-	-	hW 32-7

PENN STATE • 3-4



Penn State leads 4-3
H: 2-0, A: 0-1,
N: 1-3

Date	GT	Opp	Result
10-29-1921	-	n1L	7-28
11-10-1923	-	aL	0-7
10-18-1924	-	-	hW 15-13
10-10-1925	-	n2W	16-7
12-30-1961	13	17	n3L 15-30
11-12-1966	5	-	hW 21-0
8-28-1991	8/6	7/8	n4L 22-34

n1-Polo Grounds (N.Y.)
n2-Yankee Stadium
n3-Gator Bowl
n4-Kickoff Classic, East Rutherford, N.J.

PENNSYLVANIA • 1-2



Penn leads 2-1
H: 1-0, A: 0-2

Date	GT	Opp	Result
10-6-1917	-	-	hW 41-0
11-15-1930	-	-	aL 7-34
11-14-1931	-	-	aL 12-13

PITTSBURGH • 2-5



Pitt leads 5-2
H: 0-2, A: 0-3,
N: 2-0

Date	GT	Opp	Result
11-23-1918	-	aL	0-32
10-25-1919	-	-	aL 6-16
10-23-1920	-	aL	3-10
1-2-1956	7	11	n1W 7-0
12-29-1956	4	13	n2W 21-14
9-21-1974	-	15	hL 17-27
9-18-1976	-	3	hL 14-42

n1-Sugar Bowl
n2-Gator Bowl

PRESBYTERIAN

Date	GT	Opp	Result
9-28-1935	-	-	hW 33-0
9-26-1936	-	-	hW 55-0
9-24-1937	-	-	hW 59-0

PURDUE • 0-1



Purdue leads 1-0
H: 0-0, A: 0-0,
N: 0-1

Date	GT	Opp	Result
12-25-1978	-	7	n1L 21-41

RICE • 2-0-1



GT leads 2-0-1
H: 1-0-1, A: 1-0

Date	GT	Opp	Result
9-24-1960	13	-	aW 16-13
9-30-1961	-	-	hW 24-0
9-30-1972	-	-	hT 36-36

RUTGERS • 1-0



GT leads 1-0
H: 1-0, A: 0-0

Date	GT	Opp	Result
10-22-1921	-	-	hW 48-14

ST. ALBANS

Date	GT	Opp	Result
11-30-1893	-	-	hL 0-6
11-8-1902	-	-	hL 0-17

ST. MARY'S

Date	GT	Opp	Result
1-1-1947	11	-	n1W 41-19

n1-Oil Bowl, Houston, Texas

SAMFORD • 8-0



GT leads 8-0
H: 6-0, A: 2-0

Date	GT	Opp	Result
10-31-1903*	-	-	aW 37-0
10-11-1911*	-	-	aW 28-0
10-14-1939*	-	-	hW 35-0
10-5-1940*	-	-	hW 27-0
10-13-1945*	-	-	hW 43-0
9-4-2004	-	-	hW 28-7
9-9-2006	-	-	hW 38-6
9-8-2007	-	-	hW 69-14

*Known as Howard

SAVANNAH A.A.

Date	GT	Opp	Result
10-27-1894	-	-	hL 0-8

SEWANEE

Date	GT	Opp	Result
10-23-1899	-	-	hL 0-30
10-29-1900	-	-	hL 0-34
11-11-1905	-	-	hT 18-18
10-20-1906	-	-	hL 0-16
11-9-1907	-	-	hL 0-18
11-14-1908	-	-	hL 0-6
10-23-1909	-	-	hL 0-15
11-11-1911	-	-	hW 23-0
11-9-1912	-	-	hL 0-7
11-1-1913	-	-	hW 33-0
10-31-1914	-	-	hW 20-0
10-5-1935	-	-	hW 32-0
10-3-1936	-	-	hW 58-0

SOUTHERN CAL • 1-2



USC leads 2-1
H: 0-1, A: 1-1

Date	GT	Opp	Result
9-22-1961	-	9	aW 27-7
10-25-1969	-	7	aL 18-29
9-22-1973	-	1	hL 6-23

SOUTH CAROLINA • 12-9



GT leads 12-9
H: 12-3, A: 0-6

Date	GT	Opp	Result
9-9-1901	-	-	hW 13-0
11-26-1903	-	-	hL 0-16
10-16-1909	-	-	hW 59-0
10-3-1914	-	-	hW 20-0
10-4-1930	-	-	hW 45-0
10-3-1931	-	-	hW 25-13
11-19-1949	-	-	hW 13-3
9-30-1950	-	-	hL 0-7
9-12-1970	-	17	hW 23-20
9-11-1971	17	-	aL 7-24
9-16-1972	-	-	hW 34-6
9-15-1973	-	-	aL 28-41
9-14-1974	-	-	hW 35-20
9-13-1975	-	-	aL 17-23
9-11-1976	-	-	hL 17-27
9-10-1977	-	-	aL 0-17
10-7-1978	-	-	hW 6-3

10-15-1988	-	8	hW 34-0
9-23-1989	-	-	aL 10-21
9-29-1990	-	25/nr	hW 27-6
10-19-1991	-	-	aL 14-23

SMU • 8-2-1



GT leads 8-2-1
H: 5-0-1, A: 3-2

Date	GT	Opp	Result
9-23-1950	-	*10	aL 13-33
9-22-1951	-	-	hW 21-7
10-4-1952	6	-	aW 20-7
10-3-1953	9	-	hW 6-4
10-2-1954	-	-	aW 10-7
10-1-1955	3	-	hW 20-7
9-29-1956	2	5	aW 9-7
9-28-1957	3	15	hT 0-0
10-25-1958	17	-	aL 0-20
9-26-1959	16	6	hW 16-12
9-20-1969	-	-	hW 24-21

STANFORD • 2-0



GT leads 2-0
H: 0-0, A: 0-0,
N: 2-0

Date	GT	Opp	Result
12-25-1991	-	17/17	n1W 18-17
12-27-2001	-	11/11	n2W 24-14

n1-Aloha Bowl
n2-Seattle Bowl

SYRACUSE • 2-0



GT leads 2-0
H: 0-0, A: 0-0,
N: 2-0

Date	GT	Opp	Result
8-26-2001	10/13	-	n1W 13-7
12-21-2004	-	-	n2W 51-14

n1-Kickoff Classic (E. Rutherford, N.J.)
n2-Champs Sports Bowl (Orlando, Fla.)

TENNESSEE • 17-24-2



UT leads 24-17-2
H: 13-11-1,
A: 4-13-1

Date	GT	Opp	Result
11-22-1902	-	-	hL 6-10
11-21-1903	-	-	aL 0-11
10-22-1904	-	-	hW 2-0
11-4-1905	-	-	hW 45-0
10-19-1907	-	-	hW 6-4
10-31-1908	-	-	hL 5-6
10-30-1909	-	-	aW 29-0
10-14-1911	-	-	hW 24-0
9-28-1946	-	*8	aL 9-13
9-27-1947	*4	-	hW 27-0
11-6-1948	6	-	hL 6-13
11-5-1949	-	14	hW 30-13
11-6-1954	-	-	hW 28-7
11-5-1955	8	-	hT 7-7
11-10-1956	2	3	hL 0-6
11-9-1957	18	9	aL 6-21
10-11-1958	-	-	hW 21-7
10-10-1959	3	8	aW 14-7
11-5-1960	-	8	hW 14-7
11-11-1961	9	-	aL 6-10
10-13-1962	11	-	hW 17-0
10-12-1963	-	-	aW 23-7
11-7-1964	7	-	hL 14-22
11-6-1965	-	-	aL 7-21
10-8-1966	9	8	hW 6-3
10-14-1967	-	-	aL 13-24
10-12-1968	-	10	hL 7-24
10-11-1969	-	10	aL 8-26
10-10-1970	13	20	hL 6-17
10-9-1971	-	13	aL 6-10
9-9-1972	-	15	hL 3-34
10-13-1973	-	8	aL 14-20
10-9-1976	-	-	hL 7-42
10-8-1977	-	-	aW 24-8
10-13-1979	-	-	aL 0-31
10-11-1980	-	-	hL 10-23
10-10-1981	-	-	aL 7-10

10-23-1982	-	-	hW 31-21
10-22-1983	-	-	aL 3-37
10-27-1984	-	-	hL 21-24
10-26-1985	-	16	aT 6-6
10-25-1986	-	-	hW 14-13
10-24-1987	-	13	aL 15-29

UT-CHATTANOOGA • 8-0



GT leads 8-0
H: 8-0, A: 0-0

Date	GT	Opp	Result
10-13-1906	-	-	hW 18-0
10-8-1910	-	-	hW 18-0
10-11-1913	-	-	hW 71-6
10-4-1941	-	-	hW 20-0
10-10-1942	*6	-	hW 30-6
11-9-1985	-	-	hW 35-7
9-10-1988	-	-	hW 24-10
9-22-1990	-	-	hW 44-9

TEXAS • 0-1



Texas leads 1-0
H: 0-0, A: 0-0,
N: 0-1

Date	GT	Opp	Result
1-1-1943	5	11	n1L 7-14

n1-Cotton Bowl

TEXAS A&M • 1-1



Series tied 1-1
H: 1-1, A: 0-0

Date	GT	Opp	Result
9-25-1965	-	-	hL 10-14
9-17-1966	-	-	hW 38-3

TEXAS CHRISTIAN • 2-0



GT leads 2-0
H: 2-0, A: 0-0

Date	GT	Opp	Result
9-30-1967	-	-	hW 24-7
9-21-1968	-	-	hW 17-7

TEXAS TECH • 2-0



GT leads 2-0
H: 0-0, A: 0-0,
N: 2-0

Date	GT	Opp	Result
1-1-1966	-	10	n1W 31-21
12-19-1970	13	19	n2W 17-9

n1-Gator Bowl
n2-Sun Bowl

TRANSYLVANIA

Date	GT	Opp	Result
10-16-1915	-	-	hW 67-0

TROY • 1-0



GT leads 1-0
H: 1-0, A: 0-0

Date	GT	Opp	Result
9-16-2006	-	-	hW 35-20

TULANE • 35-13



GT leads 35-13
H: 20-4, A: 15-9

11-11-1944	13	-	hW	34-7	10-19-1940	-	-	hW	19-0
11-10-1945	-	-	aW	41-7	10-18-1941	-	18	aL	7-14
11-16-1946	7	-	hW	35-7	9-25-1948	*6	-	aW	13-0
10-4-1947	*4	-	aW	20-6	9-24-1949	-	-	hW	12-7
10-2-1948	*6	-	hW	13-7	10-27-1951	3	-	aW	8-7
10-1-1949	-	*4	aL	0-18	10-25-1952	5	-	hW	30-0
10-11-1952	5	-	hW	14-0	10-31-1953	8	-	aW	43-0
10-10-1953	10	-	aW	27-13	9-19-1964	-	-	hW	14-2
9-18-1954	*7	-	hW	28-0	9-18-1965	-	-	aT	10-10
10-27-1956	3	15	hW	40-0	9-24-1966	-	-	hW	42-0
10-26-1957	-	-	aW	20-13	9-23-1967	-	-	aW	17-10
10-4-1958	-	-	hW	14-0	8-31-2002	-	-	hW	45-3
10-24-1959	9	-	aW	21-13	9-27-2003	-	-	(ot) aW	24-17
10-22-1960	-	-	hW	14-6					
10-28-1961	9	-	aW	35-0					
10-27-1962	-	-	hW	42-12					
10-28-1963	-	-	aW	17-3					
10-24-1964	-	-	hW	7-6					
10-9-1965	-	-	aW	13-10					
10-22-1966	6	-	hW	35-17					
10-28-1967	-	-	aL	12-23					
10-26-1968	-	-	hW	23-19					
11-8-1969	-	-	aL	7-14					
10-24-1970	-	-	hW	20-6					
10-23-1971	-	-	aW	24-16					
10-28-1972	-	-	hW	21-7					
10-27-1973	-	-	aL	14-23					
10-26-1974	-	18	hW	27-7					
10-25-1975	-	-	aW	23-0					
10-23-1976	-	-	hW	28-16					
10-22-1977	-	-	aW	38-14					
9-23-1978	-	-	hW	27-17					
10-27-1979	-	-	aL	7-12					
10-25-1980	-	-	hL	14-31					
10-24-1981	-	-	aL	10-27					
10-9-1982	-	-	aW	19-13					

VIRGINIA • 14-16-1



UVA leads 16-14-1
H: 12-7, A: 2-9-1

Date	GT	Opp	Result
11-13-1965	-	-	hW 42-19
11-5-1966	5	-	hW 14-13
10-5-1974	-	-	hW 28-24
10-2-1976	-	-	hW 35-14
11-6-1982	-	-	hW 38-32
11-3-1983 (th)	-	-	hW 31-27
10-13-1984	20	-	aT 20-20
9-21-1985	-	-	hL 13-24
9-20-1986	-	-	aW 28-14
11-7-1987	-	-	hL 14-23
9-17-1988	-	-	aL 16-17
9-16-1989	-	-	hL 10-17
11-3-1990	16/14	1/1	aW 41-38
9-19-91 (th)	17/19	-	hW 24-21
9-19-1992	22/20	20/19	aL 24-55
9-16-1993 (th)	-	25/23	hL 14-35
10-15-1994	-	-	hL 7-24
9-16-1995	-	16/17	aL 14-41
10-5-1996	-	12/11	hW 13-7
11-8-1997	-	-	aL 31-35
10-17-1998	25/25	7/6	hW 41-38
11-6-1999	7/7	-	aL 38-45
11-9-00 (th)	24/nr	-	hW 35-0
11-10-2001	20/17	-	aL 38-39
10-26-2002	-	-	hW 23-15
11-22-2003	-	-	aL 17-29
11-20-2004	-	18/18	hL 10-30
11-12-2005	24/24	-	aL 17-27
9-21-2006 (th)	-	-	hW 24-7
9-22-2007	-	-	aL 23-28
10-25-2008	21/21	-	hL 17-24

VMI • 14-1



GT leads 14-1
H: 14-1, A: 0-0

Date	GT	Opp	Result
10-24-1914	-	-	hW 28-7
10-6-1923	-	-	hW 10-7
10-4-1924	-	-	hW 3-0
10-3-1925	-	-	hW 33-0
10-2-1926	-	-	hW 13-0
10-1-1927	-	-	hW 7-0
10-6-1928	-	-	hW 13-0
10-5-1946	-	-	hW 32-6
10-11-1947	4	-	hW 20-0
11-11-1950	-	-	hL 13-14
11-10-1951	8	-	hW 34-7
11-10-1973	-	-	hW 36-7
10-11-1975	-	-	hW 38-10
11-8-1986	-	-	hW 52-6
11-5-1988	-	-	hW 34-7

VIRGINIA TECH • 2-4



GT leads 4-2
H: 1-2, A: 1-2

Date	GT	Opp	Result
11-10-1990	7/7	-	hW 6-3
8-27-2000	-	*Cancelled (weather)	
10-28-2004 (th)	-	22/22	hL 20-34
9-24-2005	-	4/4	aL 7-51
9-30-2006	24/nr	11/10	aW 38-27
11-1-2007 (th)	-	11/13	hL 3-27
9-13-2008	-	-	aL 17-20

*2000 BCA Bowl at Blacksburg, Va.

Georgia Tech vs. The Conferences

ACC	W-L	BIG 12	W-L	Wyoming	0-0
Boston College	5-2	Baylor	3-1	TOTAL	6-2
Clemson	47-24-2	Colorado	0-0		
Duke	45-30-1	Iowa State	1-0		
Florida State	8-12-1	Kansas	1-0		
Maryland	13-6	Kansas State	0-0		
Miami (Fla.)	10-4	Missouri	1-1		
North Carolina	23-18-3	Nebraska	1-0		
NC State	17-9	Oklahoma	0-0		
Virginia	14-16-1	Oklahoma State	0-0		
Virginia Tech	2-4	Texas	0-1		
Wake Forest	20-8	Texas A&M	1-1		
TOTAL	204-133-8	Texas Tech	2-0		
		TOTAL	10-4		

BIG EAST	W-L	CONFERENCE USA	W-L	PAC 10	W-L
Cincinnati	0-0	Central Florida	3-0	Arizona	0-2
Connecticut	3-0	East Carolina	0-0	Arizona State	0-0
Louisville	0-0	Houston	0-0	California	3-4
Pittsburgh	2-5	Marshall	0-0	Oregon	0-0
Rutgers	1-0	Memphis	2-1	Oregon State	0-0
South Florida	0-0	Rice	2-0-1	Southern Cal	1-2
Syracuse	2-0	SMU	8-2-1	Stanford	2-0
West Virginia	2-1	Southern Miss	0-0	UCLA	0-0
TOTAL	10-6	Tulane	35-13	Washington	0-0
		Tulsa	2-1	Washington State	0-0
		UAB	0-0	TOTAL	6-8
		UTEP	0-0		
		TOTAL	52-17-2		

MOUNTAIN WEST	W-L	INDEPENDENTS	W-L
Air Force	3-0	Army	3-1
Brigham Young	1-1	Navy	16-9
Colorado State	0-0	Notre Dame	6-27-1
New Mexico	0-0	Western Kentucky	0-0
San Diego State	0-0		
TCU	2-0		
UNLV	0-0		
Utah	0-1		

WASHINGTON & LEE GT leads 4-1-1

Date	GT	Opp	Result
10-28-1916	-	-	hT 7-7
10-20-1917	-	-	hW 63-0
11-8-1919	-	-	hL 0-3
10-23-1926	-	-	hW 19-7
10-9-1948	*6	-	hW 27-0
10-8-1949	-	-	hW 36-0

WAKE FOREST • 20-8



GT leads 20-8
H: 12-4, A: 8-3,
N: 0-1

Date	GT	Opp	Result
9-29-1917	-	-	hW 33-0
10-4-1919	-	-	hW 14-0
9-25-1920	-	-	hW 44-0
9-24-1921	-	-	hW 42-0
11-13-1982	-	-	aW 45-7
11-12-1983	-	-	hW 49-33
11-17-1984	-	-	aW 24-7
11-16-1985	-	-	hW 41-10
11-22-1986	-	-	aL 21-24
11-21-1987	-	-	hL 6-33
11-12-1988	-	-	aL 24-28
11-18-1989	-	-	hW 43-14
11-17-1990	4/5	-	aW 42-7
11-16-1991	-	-	hW 27-3
11-14-1992	-	-	hL 10-23
11-13-1993	-	-	aW 38-28
11-19-1994	-	-	hL 13-20
11-4-1995	-	-	aW 24-23
9-14-1996	-	-	hW 30-10
9-20-1997	-	-	aW 28-26
11-21-1998	21/21	-	hW 63-35
11-20-1999	14/12	-	aL 23-26
10-14-2000	-	-	hW 52-20
11-17-2001	nr/23	-	aW 38-33
10-5-2002	-	-	hL 21-24
10-11-2003	-	-	aW 24-7

11-5-2004 - - hW 30-17
12-2-2006 23/22 16/16 nL 6-9
n1-ACC Championship Game, Jacksonville, Fla.

WESTERN CAROLINA • 4-0



GT leads 4-0
H: 4-0, A: 0-0

Date	GT	Opp	Result
10-12-1985	-	-	hW 24-17
11-4-1989	-	-	hW 34-7
9-12-1992	24/24	-	hW 37-19
9-10-1994	-	-	hW 45-26

WEST VIRGINIA • 2-1



GT leads 2-1
H: 0-0, A: 0-0,
N: 2-1

Date	GT	Opp	Result
1-1-1954	8	10	n1W 42-19
12-29-1997	-	-	n2W 35-30
1-1-2007	nr/25	13/12	n3L 35-38

n1-Sugar Bowl
n2-Carquest Bowl
n3-Gator Bowl

WILLIAM & MARY • 1-0



GT leads 1-0
H: 1-0, A: 0-0

Date	GT	Opp	Result
9-29-1979	-	-	hW 33-7

WOFFORD • 1-0



GT leads 1-0
H: 0-0, A: 0-0,
N: 1-0

Date	GT	Opp	Result
10-18-1901	-	-	n1W 33-0

n1-Augusta, Ga.

TULSA • 2-1



GT leads 2-1
H: 0-0, A: 0-0,
N: 2-1

Date	GT	Opp	Result
1-1-1944	13	15	n1W 20-18
1-1-1945	13	-	n2L 12-26
14-2004	-	-	n3W 52-10

n1-Sugar Bowl
n2-Orange Bowl
n3-Humanitarian Bowl

UTAH • 0-1



Utah leads 1-0
H: 0-0, A: 0-0,
N: 0-1

Date	GT	Opp	Result
12-29-2005	24/24	-	n1L 10-38

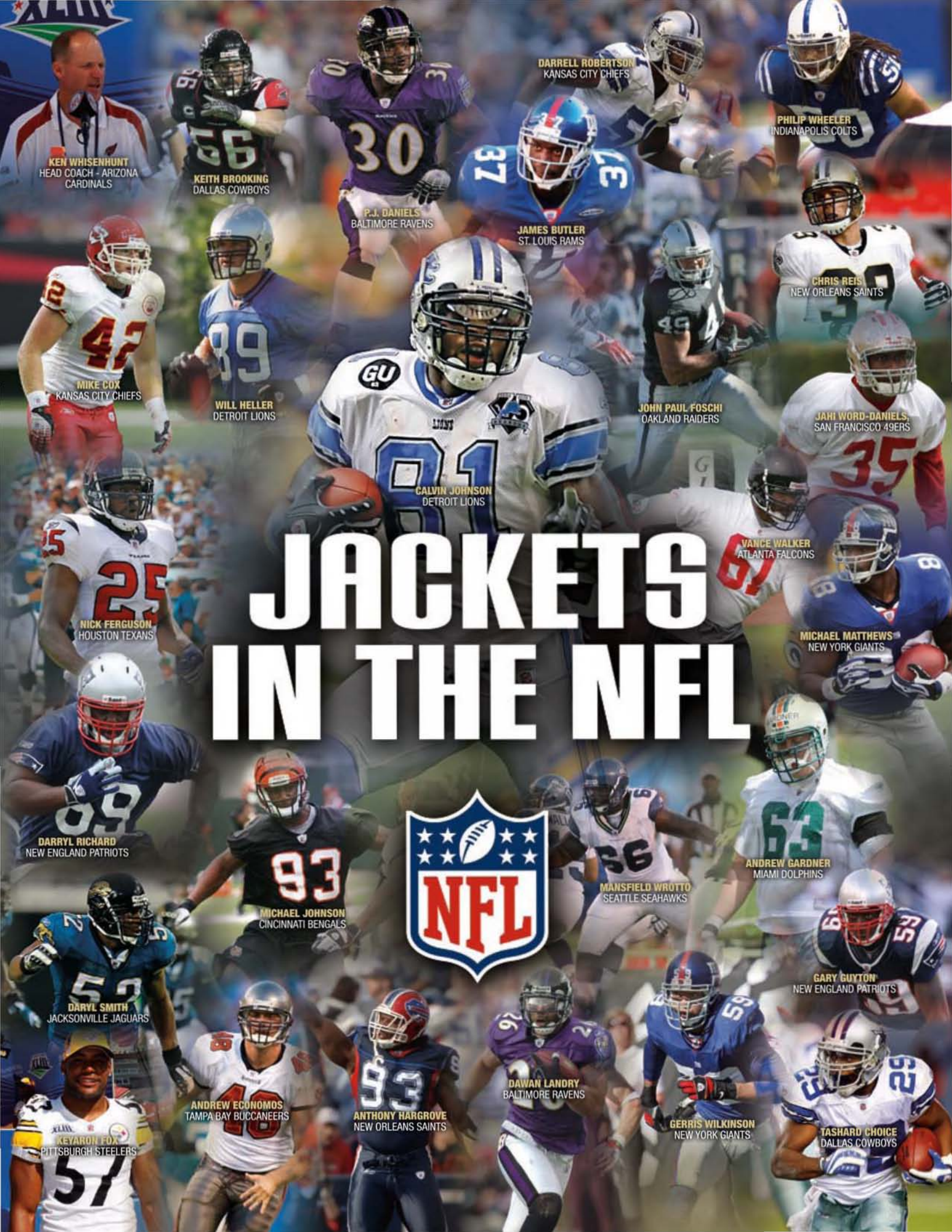
n1-Emerald Bowl

VANDERBILT • 18-15-3



GT leads 18-15-3
H: 12-10, A: 6-5-3

Date	GT	Opp	Result
11-19-1892	-	-	hL 10-20
11-17-1906	-	-	hL 6-37
11-16-1907	-	-	aL 0-54
11-12-1910	-	-	hL 0-23
11-3-1917	-	-	hW 83-0
10-18-1919	-	-	hW 20-0
10-16-1920	-	-	aW 44-0
11-15-1924	-	-	hL 0-3
11-7-1925	-	-	hW 7-0
11-6-1926	-	-	hL 7-13
11-5-1927	-	-	aT 0-0
11-10-1928	-	-	hW 19-7
11-9-1929	-	-	hL 7-23
11-8-1930	-	-	hL 0-6
10-31-1931	-	-	hL 7-49
10-29-1932	-	-	aL 0-12
11-4-1933	-	-	aL 6-9
10-6-1934	-	-	hL 12-27
11-2-1935	-	-	hL 13-14
10-24-1936	-	-	aT 0-0
10-30-1937	-	-	hW 14-0
10-29-1938	-	-	aL 7-13
10-21-1939	-	-	hW 14-6



KEN WHISENHUNT
HEAD COACH - ARIZONA
CARDINALS

KEITH BROOKING
DALLAS COWBOYS

P.J. DANIELS
BALTIMORE RAVENS

DARRELL ROBERTSON
KANSAS CITY CHIEFS

PHILIP WHEELER
INDIANAPOLIS COLTS

JAMES BUTLER
ST. LOUIS RAMS

CHRIS REIS
NEW ORLEANS SAINTS

MIKE COX
KANSAS CITY CHIEFS

WILL HELLER
DETROIT LIONS

JOHN PAUL FOSCHI
OAKLAND RAIDERS

JAHI WORD-DANIELS
SAN FRANCISCO 49ERS

CALVIN JOHNSON
DETROIT LIONS

VANCE WALKER
ATLANTA FALCONS

NICK FERGUSON
HOUSTON TEXANS

MICHAEL MATTHEWS
NEW YORK GIANTS

JACKETS IN THE NFL



DARRYL RICHARD
NEW ENGLAND PATRIOTS

MICHAEL JOHNSON
CINCINNATI BENGALS

MANSFIELD WROTTO
SEATTLE SEAHAWKS

ANDREW GARDNER
MIAMI DOLPHINS

DARYL SMITH
JACKSONVILLE JAGUARS

GARY GUYTON
NEW ENGLAND PATRIOTS

ANDREW ECONOMOS
TAMPA BAY BUCCANEERS

ANTHONY HARGROVE
NEW ORLEANS SAINTS













DAWAN LANDRY
BALTIMORE RAVENS

GERRIS WILKINSON
NEW YORK GIANTS

TASHARD CHOICE
DALLAS COWBOYS

KEYARON FOX
PITTSBURGH STEELERS

2009 GT FOOTBALL SCHEDULE

DATE	OPPONENT	LOCATION	TIME
09/05/09	 vs. Jacksonville State	Bobby Dodd Stadium	1:00 p.m.
09/10/09	 vs. Clemson	Bobby Dodd Stadium	7:30 p.m.
09/17/09	 at Miami	Miami Gardens, Fla.	7:30 p.m.
09/26/09	 vs. North Carolina	Bobby Dodd Stadium	TBA
10/03/09	 at Mississippi State	Starkville, Miss.	TBA
10/10/09	 at Florida State	Tallahassee, Fla.	TBA
10/17/09	 vs. Virginia Tech	Bobby Dodd Stadium	TBA
10/24/09	 at Virginia	Charlottesville, Va.	TBA
10/31/09	 at Vanderbilt	Nashville, Tenn.	TBA
11/07/09	 vs. Wake Forest	Bobby Dodd Stadium	TBA
11/14/09	 at Duke	Durham, N.C.	TBA
11/28/09	 vs. Georgia	Bobby Dodd Stadium	TBA

JOSH NESBITT
JR., QUARTERBACK

MARIO BUTLER
JR., CB

RODDY JONES
SO., A-BACK

ANTHONY BARNES
JR., LB

DEMARIUS THOMAS
JR., WIDE RECEIVER

DAN VOSS
SR., CENTER

SCOTT BLAIR
JR., K/P

BRIAN JEFFERSON
JR., LB

KYLE JACKSON
JR., LB

LUCAS COX
JR., A-BACK

COOPER TAYLOR
SO., DB

SEDRIC GRIFFIN
SR., LB

RASHAAD REID
SO., DB

1-888-TECH-TIX • RAMBLINWRECK.COM