

# CONTENTS

## GEORGIA TECH UNIVERSITY?

**Just five institutions that play NCAA Division I-A football do not use the word "University" in their official titles. They are: Air Force, Army, Navy, Boston College and Georgia Tech.**

**The Georgia Institute of Technology is the official title, but Georgia Tech will work fine, or just Tech (unless you're in Virginia or Texas). We would appreciate it if you would use our name in those ways. Thanks.**

## FACTS ABOUT GEORGIA TECH

Location .....	Atlanta, Ga. 30332
Founded .....	1885
Enrollment .....	16,000
Nicknames .....	Yellow Jackets, Rambling Wreck
Colors .....	Old Gold and White
Conference .....	Atlantic Coast Conference (ACC)
President .....	Dr. G. Wayne Clough
Director of Athletics .....	Dave Braine
Stadium .....	Bobby Dodd Stadium/Grant Field
Capacity .....	55,000
Surface .....	Natural Grass
Head Football Coach .....	Chan Gailey
Alma Mater .....	Florida '74
Record at Tech .....	14-12 (3rd Year)
Overall Record .....	38-23 (6th Year)
2003 Record .....	7-6, 4-4 ACC
2003 Bowl Game .....	Humanitarian Bowl (d. Tulsa, 52-10)

## CREDITS

**Editor:** Allison George

**Contributors:** Christopher Whitehead, Cheryl Watts, Chris Capo., Georgia Tech Institute Communications and Public Affairs

**Color Photography:** Pete Casabonne/Color Genesis, Scott Cunningham, Stanley Leary, David Johnson/Lens Effects, Darrell Britt McAllister, Rob Skinner, Randy Wilson, Vern Verna.

**Inside Photography:** Action Sports International, Bradley Photographers, Pete Casabonne/Color Genesis, Jimmy Cribb, Scott Cunningham, John Gilman, David Johnson/Lens Effects, Mike Jula, Stanley Leary, Van Martin, Darrell Britt McAllister, Gary Meek, Stephen Miller, Jack Reimer, Rob Skinner, Corky Trewin, Phillip Williams, Randy Wilson, Vern Verna and many unidentified photographers of the past. PROFESSIONAL FOOTBALL PHOTOS courtesy of Atlanta Falcons, Buffalo Bills, Rich Clarkson/Denver Broncos, Green Bay Packers, Houston Texans, Jacksonville Jaguars, Miami Dolphins, Ed Mahan, Pittsburgh Steelers, Minnesota Vikings, New York Jets, Orlando Predators, St. Louis Rams, Tampa Bay Buccaneers, Darrell Walker, Washington Redskins.

**Lithography:** Printed by Harris Lithography

*Georgia Tech fans can obtain copies of the 2004 Georgia Tech Football Media Guide by sending a check for \$20 (includes postage), payable to GTAA, to Georgia Tech Sports Information, 150 Bobby Dodd Way, N.W., Atlanta, Ga. 30332-0455.*

## General Information (16)

Atlantic Coast Conference .....	170
Bowl Schedule .....	171
Directions .....	28
Directory .....	21
Media Information .....	24-25
Opponents' Schedules .....	23
Pronunciation Guide .....	39
Radio & Television .....	24-25
Travel Plans .....	23

## Year Ahead (29)

Depth Chart .....	37
Georgia Tech 2004 Schedule .....	22
Opponent Information .....	172-177
Season Preview .....	30-36
Squad Analysis .....	39

## The Players (49)

Alphabetical Roster .....	40-41
Freshmen Profiles .....	91-94
Numerical Roster .....	42-43
Pronunciation Guide .....	39
Varsity Profiles .....	50-90
Where They're From .....	38

## Football Staff (95)

Assistant Coaches .....	100-108
Head Coach .....	96-99
Support Staff .....	109-112

## The Institute (113)

Georgia Tech .....	12-13, 114-116
Olympic Legacy .....	117
Tech Traditions .....	118-119
Total Person Program .....	132-134

## Facilities (120)

Attendance Figures .....	125, 225
Bobby Dodd Stadium .....	6-9, 120-123
Edge Center .....	130
Hearn Academic Center .....	11, 127
Homer Rice Center .....	128-129, 131
Sports Medicine .....	129
Stadium Chronology .....	122-123
Stadium Records .....	225
Strength & Conditioning .....	10, 126
Student Success Center .....	125
Wardlaw Building .....	124

## Administration (133)

Administration .....	138-139
Alexander-Tharpe Fund .....	146
Athletic Board .....	135
Director of Athletics .....	136-137
President .....	134
Sports Information Staff .....	24
Tech Faces .....	140-143

## 2003 Review (147)

2003 Statistics & Results .....	160-164
2003 ACC Statistics .....	166-168
Game Summaries .....	148-158
Honors .....	165
Starting Lineups .....	165

## Records (187)

ACC Game Superlatives .....	226
All-Purpose .....	193
Annual Team Statistics .....	220-221
Game Highs & Lows .....	222-223
Half Superlatives .....	224
Interceptions .....	217
Kicking .....	206-207
Kickoff Returns .....	208-209
Last Time .....	219
Longest Plays .....	218
Opponent Superlatives .....	228-229
Passing .....	196-200
Punting .....	212-213
Punt Returns .....	210-211
Receiving .....	200-203
Rushing .....	188-192
Series Results .....	178-186
Scoring .....	204-205, 225
Statistical Leaders .....	230
Tackles .....	214-216
Total Offense .....	194-195

## Honors (231)

Academic All-America .....	239
All-ACC .....	242-243
All-America .....	232-235
All-Conference .....	244-246
All-Star Games .....	235
All-Time Teams .....	247
Career Statistics .....	248-260
Draft Picks .....	261-262
Hall of Fame .....	240-241
Pro Players .....	263-266

## History (267)

Assistant Coach Roster .....	306-307
Bowl Games .....	268-284
Coaching History .....	306
Governor's Cup .....	327
Great Games .....	285-290
Homecoming Games .....	327
Lettermen .....	291-299
National Championships .....	341-345
Rankings .....	330-332
Starting Lineups .....	300-305
Televised Games .....	328-329
Winning Streaks .....	309
Year-by-Year Scores .....	310-326
Year-by-Year Records .....	308-309

## Tradition (333)

Alexander, William .....	336-337
Castleberry, Clint .....	346-347
Ciraldi, Al .....	340
Cumberland Game .....	350-351
Dodd, Bobby .....	338-339
Heisman, John .....	334-335
Ivey, Eddie Lee .....	348
National Champions .....	341-345
1929 Rose Bowl .....	349
Uniform Chronology .....	42-43

# DIRECTORY

## FOOTBALL COACHING STAFF

Coach	Alma Mater	Position	Phone
Chan Gailey	Florida	Head Coach	404.894.5419
Joe D'Alessandris	Western Carolina	Offensive Line	404.894.5430
Buddy Geis	Lock Haven	Assistant Head Coach/Wide Receivers	404.894.4351
Brian Jean-Mary	Appalachian State	Linebackers	404.894.5476
Curtis Modkins	Texas Christian	Running Backs	404.894.5465
Patrick Nix	Auburn	Offensive Coordinator/Quarterbacks	404.894.5469
Tommie Robinson	Troy State	Tight Ends	404.894.4425
Giff Smith	Georgia Southern	Defensive Line	404.894.5472
Jon Tenuta	Virginia	Defensive Coordinator/Defensive Backs	404.894.5470
David Wilson	Troy State	Special Teams/ Recruiting Coordinator	404.894.5464

## FOOTBALL SUPPORT STAFF

FOOTBALL OFFICE .....	404.894.5420
Administrative Assistants: Teri Anton, Shanny Burge, Donna Reed	
Butch Brooks, Director of Football Operations .....	404.894.5468
Jay Shoop, Director of Sports Medicine .....	404.894.5461
Eric Ciano, Director of Player Development .....	404.894.8648
Bob Griffith, Director of Clinics, Camps & Events .....	404.385.0404
Tom Conner, Equipment Manager .....	404.894.5462
Todd McCarthy, Director of Video Operations .....	404.894.8653
Craig Page, Graduate Assistant .....	404.894.0693
Liam Klein, Graduate Assistant .....	404.894.0693

## OTHER IMPORTANT NUMBERS

### TICKET INFORMATION: 1.888.TECH.TIX

Georgia Tech Information .....	404.894.2000
Edge Athletic Center .....	404.894.5400
Equipment Room .....	404.894.5462
Facilities .....	404.894.5474
Ticket Office .....	404.894.5447
Alexander-Tharpe Fund .....	404-894.5414
Sports Information .....	404.894.5445
Sports Medicine .....	404.894.5460
Accounting Office .....	404.894.5439
Athletic Dining Hall .....	404.894.5456
Athletic Facilities Office .....	404.894.5474

## ADMINISTRATION

Dr. G. Wayne Clough .....	404.894.5051
<i>President, Georgia Institute of Technology</i>	
Dave Braine .....	404.894.5411
<i>Director of Athletics</i>	
George Nemhauser .....	404.894.2306
<i>Faculty Representative for Athletics</i>	
Paul Griffin .....	404.894.3780
<i>Senior Associate Director of Athletics</i>	
Mary McElroy .....	404.385.0956
<i>Senior Associate Director of Athletics/Senior Woman Administrator</i>	
Larry New .....	404.894.5845
<i>Senior Associate Director of Athletics</i>	
Bobby Robinson .....	404.894.9004
<i>Senior Associate Director of Athletics</i>	
Jack Thompson .....	404.894.5427
<i>Senior Associate Director of Athletics</i>	
Mollie Simmons Mayfield .....	404.894.5441
<i>Assistant Director of Athletics for Business</i>	
Scott McLaren .....	404.894.5447
<i>Director of Ticket Operations</i>	
Jennifer Condaras .....	404.894.8792
<i>Director of Compliance</i>	
Wes Durham .....	404.385.0594
<i>Director of Broadcasting</i>	
Lucius Sanford .....	404.894.8865
<i>Director of Student Development</i>	
Rob Skinner .....	404.894.1069
<i>Director of Total Person Program</i>	
Jim Stevens .....	404.894.4433
<i>Director of Academic Services</i>	

## SPORTS INFORMATION

Sports Information Phone: 404.894.5445 · FAX: 404.894.1248 · Internet Address: [www.ramblinwreck.com](http://www.ramblinwreck.com)  
Mailing Address: Georgia Tech Athletic Association, 150 Bobby Dodd Way, N.W., Atlanta, Ga. 30332-0455

Allison George, Director of Communications .....	Office Direct: 404.894.6283	e-mail: <a href="mailto:ageorge@atgtaa.gatech.edu">ageorge@atgtaa.gatech.edu</a>
	Cell: 678.595.7728	
Mike Stamus, Associate Director .....	Home: 770.951.1939	e-mail: <a href="mailto:mstamus@atgtaa.gatech.edu">mstamus@atgtaa.gatech.edu</a>
Chris Capo, Assistant Director .....	Home: 404.314.1635	e-mail: <a href="mailto:ccapo@atgtaa.gatech.edu">ccapo@atgtaa.gatech.edu</a>
Melissa Jenkins, Assistant Director .....	Home: 404.603.9953	e-mail: <a href="mailto:mjenkins@atgtaa.gatech.edu">mjenkins@atgtaa.gatech.edu</a>
Scott MacDonald, Assistant Director .....	Home: 404.846.2258	e-mail: <a href="mailto:smacdonald@atgtaa.gatech.edu">smacdonald@atgtaa.gatech.edu</a>
Cheryl Watts, Assistant Director .....	Home: 404.502.4377	e-mail: <a href="mailto:cwatts@atgtaa.gatech.edu">cwatts@atgtaa.gatech.edu</a>

## 2004 GEORGIA TECH SCHEDULE

*Subject to Change · All Times TBA Unless Noted*

Date	Opponent .....	Location
Sept. 4	SAMFORD, 1 p.m. ....	BOBBY DODD STADIUM/GRANT FIELD
Sept. 11	at Clemson (ABC), 8 p.m. ....	Clemson Memorial Stadium, Clemson, S.C.
Sept. 18	at North Carolina, 6 p.m. ....	Kenan Memorial Stadium, Chapel Hill, N.C.
Oct. 2	MIAMI .....	BOBBY DODD STADIUM/GRANT FIELD
Oct. 9	at Maryland .....	Byrd Stadium, College Park, Md.
Oct. 16	DUKE (Homecoming) .....	BOBBY DODD STADIUM/GRANT FIELD
Oct. 28	VIRGINIA TECH (Thursday, ESPN), 7:30 p.m. ....	BOBBY DODD STADIUM/GRANT FIELD
Nov. 6	at NC State .....	Carter-Finley Stadium, Raleigh, N.C.
Nov. 13	CONNECTICUT .....	BOBBY DODD STADIUM/GRANT FIELD
Nov. 20	VIRGINIA .....	BOBBY DODD STADIUM/GRANT FIELD
Nov. 27	at Georgia .....	Sanford Stadium, Athens, Ga.



## 2003 GEORGIA TECH RESULTS

**Record: 7-6 Overall, 4-4 ACC (T-4th)**

Date	Opponent .....	Result	Score	Att.	Location
Aug. 28	at Brigham Young (Thurs., ESPN2) .....	aL	13-24	61,930	Lavell Edwards Stadium, Provo, Utah
Sept. 6	AUBURN (ABC) .....	hW	17-3	55,000	BOBBY DODD STADIUM/GRANT FIELD
Sept. 13	at Florida State (ABC) .....	aL	13-14	82,133	Doak Campbell Stadium, Tallahassee, Fla.
Sept. 20	CLEMSON .....	hL	3-39	53,189	BOBBY DODD STADIUM/GRANT FIELD
Sept. 27	at Vanderbilt (PPV) .....	(OT) aW	24-17	25,007	Vanderbilt Stadium, Nashville, Tenn.
Oct. 4	NC STATE (JP) .....	hW	29-21	50,113	BOBBY DODD STADIUM/GRANT FIELD
Oct. 11	at Wake Forest .....	aW	24-7	27,382	Groves Stadium, Winston-Salem, N.C.
Oct. 23	MARYLAND (Thursday, ESPN) .....	hW	7-3	51,524	BOBBY DODD STADIUM/GRANT FIELD
Nov. 8	at Duke .....	aL	17-41	12,976	Wallace Wade Stadium, Durham, N.C.
Nov. 15	NORTH CAROLINA (JP) .....	hW	41-24	52,346	BOBBY DODD STADIUM/GRANT FIELD
Nov. 22	at Virginia (JP) .....	aL	17-29	58,526	Scott Stadium, Charlottesville, Va.
Nov. 29	GEORGIA (ABC) .....	hL	17-34	55,000	BOBBY DODD STADIUM/GRANT FIELD
Jan. 4	Tulsa, Humanitarian Bowl (ESPN) .....	nW	52-10	23,118	Bronco Stadium, Boise, Idaho

	SAMFORD	CLEMSON	UNC	MIAMI	MARYLAND	DUKE	VA TECH	NC STATE	UCONN	VIRGINIA	GEORGIA	FSU	WAKE
Aug. 28	Southern Cal Washington, D.C. (8/28)												
Sept. 4	Georgia Tech away	Wake Forest home	Wm & Mary home	Florida State home (9/6)	No. Illinois home	Navy away	Open	Richmond home	Murray State home	Temple away	Ga. Southern home	Miami away (9/6)	Clemson away
11	Furman home	Georgia Tech home	Virginia away	Open	Temple home	UConn away	W. Michigan home	Open	Duke home	North Carolina home	South Carolina away	Open	East Carolina away
18	Open	Texas A&M away	Georgia Tech home	La. Tech home	W. Virginia away	Va. Tech away	Duke home	Ohio State home	Boston College away (12-17)	Akron home	Marshall home	UAB home	NC A&T home
25	SE Missouri St. away	Florida State away	Louisville home	Houston away (9/23)	Duke away	Maryland home	NC State home	Va. Tech away	Army home	Syracuse home	Open	Clemson home	Boston Coll. home
Oct. 2	E. Kentucky home	Open	Florida State away	Georgia Tech away	Open	The Citadel home	West Va. home	Wake Forest home	Pittsburgh home (9-30)	Open	LSU home	N. Carolina home	NC State away
9	Murray State away	Virginia away (10/7)	NC State home	Open	Georgia Tech home	Open	Wake Forest away	North Carolina away	Open	Clemson home (10/7)	Tennessee home	Syracuse away	Va. Tech home
16	UT Martin home	Utah St. home	Utah away	Louisville home (10/14)	NC State home	Georgia Tech away	Florida A&M home	Maryland away	West Va. home (10-13)	Florida State away	Vanderbilt home	Virginia home	Open
23	Tenn. State away	Maryland home	Open	NC State away	Clemson away	Virginia home	Open	Miami home	Temple home	Duke away	Arkansas away	Wake Forest away	Florida State home
30	Tenn. Tech home	NC State home	Miami home	North Carolina away	Florida State home	Wake Forest away	Georgia Tech away (10-28)	Clemson away	Syracuse away	Open	Florida Jacksonville	Maryland away	Duke home
Nov. 6	Jacksonville St. away	Miami away	Virginia Tech home	Clemson home	Virginia away	Florida State away	North Carolina away	Georgia Tech home	Open	Maryland home	Kentucky away	Duke home	Open
13	Open	Duke away	Wake Forest away	Virginia away	Open	Clemson home	Open	Florida State home (11/11)	Georgia Tech away	Miami home	Auburn away	NC State away (11/11)	N. Carolina home
20	E. Illinois home	South Carolina home	Duke away	Wake Forest home	Va. Tech away (11/18)	North Carolina home	Maryland home (11/18)	Open	Buffalo home	Georgia Tech away	Open	Florida home	Miami away
27				Open	Wake Forest home			Virginia home	East Carolina (Charlotte)	Rutgers away (11-25)	Virginia Tech away	Georgia Tech home	Maryland away
Dec. 4				Virginia Tech home				Miami away					

# ROAD HEADQUARTERS

<b>CLEMSON</b> <hr/> <i>Sept. 11 · Clemson, S.C.</i> <b>Headquarters:</b> Chateau Elan <b>Address:</b> 100 Rue Charlemagne, Braselton, Ga., 30517 <b>Phone:</b> 678.425.6034	<b>MARYLAND</b> <hr/> <i>Oct. 9 · College Park, Md.</i> <b>Headquarters:</b> Bethesda Marriott <b>Address:</b> 5151 Pooks Hill Road, Bethesda, Md., 20814 <b>Phone:</b> 301.828.2006	<b>GEORGIA</b> <hr/> <i>Nov. 27 · Athens, Ga.</i> <b>Headquarters:</b> Chateau Elan <b>Address:</b> 100 Rue Charlemagne, Braselton, Ga., 30517 <b>Phone:</b> 678.425.6034
<b>NORTH CAROLINA</b> <hr/> <i>Sept. 18 · Chapel Hill, N.C.</i> <b>Headquarters:</b> Durham Marriott <b>Address:</b> 201 Foster Street, Durham, N.C., 27701 <b>Phone:</b> 919.768.6000	<b>NC STATE</b> <hr/> <i>Nov. 6 · Raleigh, N.C.</i> <b>Headquarters:</b> Durham Marriott <b>Address:</b> 201 Foster Street, Durham, N.C., 27701 <b>Phone:</b> 919.768.6000	

*Sept 11 · Clemson, S.C.*  
**Headquarters:** Chateau Elan  
**Address:** 100 Rue Charlemagne,  
 Braselton, Ga., 30517  
**Phone:** 678.425.6034

*Sept. 18 · Chapel Hill, N.C.*  
**Headquarters:** Durham Marriott  
**Address:** 201 Foster Street,  
 Durham, N.C., 27701  
**Phone:** 919.768.6000

*Oct. 9 · College Park, Md.*  
**Headquarters:** Bethesda Marriott  
**Address:** 5151 Pooks Hill Road,  
 Bethesda, Md., 20814  
**Phone:** 301.828.2006

*Nov. 6 · Raleigh, N.C.*  
**Headquarters:** Durham Marriott  
**Address:** 201 Foster Street,  
 Durham, N.C., 27701  
**Phone:** 919.768.6000

*Nov. 27 · Athens, Ga.*  
**Headquarters:** Chateau Elan  
**Address:** 100 Rue Charlemagne,  
 Braselton, Ga., 30517  
**Phone:** 678.425.6034



## Satellite Feed

Georgia Tech interviews and highlights are available via the Atlantic Coast Conference's weekly satellite feed. The package will feature an interview with head coach Chan Gailey, as well as practice footage and highlights of the previous week's game. The interviews will be oriented to the upcoming game.

The ACC satellite feed will be available from 2:30-3:30 p.m. each Wednesday afternoon during the season, beginning Sept. 1. Each ACC school is featured with a six-minute segment.

Please contact Scott McBurney in the ACC Media Relations Office (336.851.6062) to obtain satellite coordinates and further information.

The Georgia Tech Sports Information office will provide supplemental feeds during the preseason and as necessary during the season, including post-game highlight feeds for any non-televvised home games. Media outlets will be notified via e-mail prior to each additional feed.

## ACC Coaches' Teleconference

The 11 ACC head coaches are featured on a weekly teleconference each Wednesday, from Sept. 1 through Nov. 24. Appearing in reverse alphabetical order by school, each coach will be available for 10 minutes from 11 a.m. - 12:50 p.m. There will be an instant replay of each tele-conference on the Conference's website TheACC.com on Wednesday afternoon.

**Media phone number: TBA**

### The order of ACC coaches:

11:00 a.m. Jim Grobe, Wake Forest  
 11:10 a.m. Frank Beamer, Virginia Tech  
 11:20 a.m. Al Groh, Virginia  
 11:30 a.m. Chuck Amato, NC State  
 11:40 a.m. John Bunting, North Carolina  
 11:50 a.m. Ralph Friedgen, Maryland  
 12:00 p.m. Larry Coker, Miami  
 12:10 p.m. **Chan Gailey, Georgia Tech**  
 12:20 p.m. Bobby Bowden, Florida State  
 12:30 p.m. Ted Roof, Duke  
 12:40 a.m. Tommy Bowden, Clemson

## Sports Information Phone

**404.894.5445**

## Sports Information Fax

**404.894.1248**

## Mailing Address

**150 Bobby Dodd Way, N.W.  
 Atlanta, Ga. 30332-0455**

## Press Box Phone

**404.894.1204, 1205**

## Internet Site

**www.ramblinwreck.com**

## Gailey Teleconferences

In addition to the ACC's weekly coaches' teleconference, Tech head coach Chan Gailey's weekly press conference is available via telephone hookup on Tuesdays at 12 noon.

Gailey is also available via teleconference on Sunday evenings following most Tech games.

Media should contact the Tech Sports Information office for details.

## The Press Box

The Georgia Tech Press Box is for working media only and admission is by credential only. The Press Box is located underneath the upper deck in the West Stands. It is accessible by entering the West concourse and taking the elevator to the press level. Also located on the press level are the photo deck, radio and TV booths, and stadium operations/security.

## Press Credentials

Press credentials will be issued to members of the working media only. Working space in the

Bobby Dodd Stadium/Grant Field Press Box is limited, and children and other non-workers are not allowed in the Press Box.

Requests for credentials should be made in writing on letterhead stationery to Director of Communications Allison George well in advance of each game. Requests via e-mail are also acceptable. Requests are accepted from Sports Editors and Directors only.

If time permits, passes may be mailed. If not, they will be held at Media Will Call.

**Media Will Call is located at the Georgia Tech Ticket Office at the North End of Bobby Dodd Stadium, near the corner of Techwood Drive and Bobby Dodd Way.**

## Photo Credentials

Sideline passes will be issued only to photographers on assignment and working members of the television media. **For admission to the sidelines at Bobby Dodd Stadium/Grant Field, a press credential and an arm band must be displayed.** Photographers must present their credential in the Press Box to receive an armband. All sideline photographers must stay behind the dotted restraining line that surrounds the playing field and are not permitted in the team bench areas.

High speed Internet access is available in the press box for photo transmission.

## Telephones

The Bobby Dodd Stadium Press Box is equipped with 10 telephones, which require credit card or collect calls. Writers or photographers desiring their own phones should make the request to Bell South (800-356-3093) using Mike Stamus as the local contact for phone placement. **Please inform the Sports Information Office at least two days prior to the game if you have ordered your own phone.**

## Parking

Media parking at Bobby Dodd Stadium is extremely limited. Requests for parking passes should be made well in advance. Media parking

## GEORGIA TECH SPORTS INFORMATION STAFF



**ALLISON GEORGE**  
 Director of  
 Communications /  
 Football Contact



**MIKE STAMUS**  
 Associate Director of  
 Communications



**CHRIS CAPO**  
 Assistant Director of  
 Communications



**MELISSA JENKINS**  
 Assistant Director of  
 Communications



**SCOTT MacDONALD**  
 Assistant Director of  
 Communications



**CHERYL WATTS**  
 Assistant Director of  
 Communications

# FOR THE MEDIA

is located in Peters Parking Deck across Bobby Dodd Way at the north end of Bobby Dodd Stadium, or at Alexander Memorial Coliseum in the AMC and O'Keefe Lots.

## Parking on Campus

Media visiting the Georgia Tech campus for practice, press conferences or interviews must display some type of media identification on their vehicles, such as a business card in the dash or marked television vehicle. At all times, media vehicles must be parked in legal parking spaces, not on sidewalks, driveways, tow zones, metered spaces or yellow curbs.

Media attending games must have an appropriate parking pass.

## Post-Game Interviews

Coach Chan Gailey and Tech players will meet the media after each home game in the new Football Players Lounge in the north end of Bobby Dodd Stadium/Grant Field. The Tech post-game interview area is accessible from the service drive at the northwest corner of the field.

Tech's football locker room is closed immediately after each game but will be open to the media 30 minutes after Coach Gailey has left the locker room for his press conference, in accordance with Atlantic Coast Conference policy.

The visitor's locker room is located on the field level of the Wardlaw Building in the south end zone. It is accessible from field level at the southwest corner of the stadium, or via the Wardlaw Center elevator.

Admittance to all post-game press conferences is by credential only.

## Interview Policy

All interviews must be arranged through the Sports Information Office. To insure availability, please allow 24-hour notice. Player interviews are permitted through Wednesday during the week of a game.

## Practice

Georgia Tech practices are open to the media during the preseason only.

Once the season begins, practices are closed to the media, with the exception of brief

## RAMBLINWRECK.COM

Georgia Tech's official athletics website, [www.ramblinwreck.com](http://www.ramblinwreck.com), is continuously updated with all of Tech's releases, statistics, game notes and other information. Bios and photos of players and coaches are also available, along with live statistics for football, basketball, baseball and selected other events.



## IMPORTANT DATES TO REMEMBER

Aug. 4..... Georgia Tech Players Report (Freshmen & Varsity)  
Aug. 5..... MEDIA DAY (Media Only), 12 noon  
Aug. 5..... Practice Begins  
Aug. 15..... Fan Photo Day, 1-3 p.m.

photo opportunities at the beginning of practice on Tuesdays and Wednesdays.

Practices are normally held at Rose Bowl Field, located on Fowler Street adjacent to Chandler Baseball Stadium. Media should enter Rose Bowl Field at the corner of Fowler and Fifth Streets. **There is no parking available inside the gates of Rose Bowl Field.**

## Post-Practice Interviews

Head coach Chan Gailey and Tech players are available for interviews following practice. For closed practices, interviews are conducted in front of the football complex at the north end of Bobby Dodd Stadium.

## Filming at Practice

Television crews are permitted to film at Tech's open practices provided they adhere to certain guidelines. Video access is available at selected times during fundamental and individual drills at the beginning of practice. Also, no audio taping of the snap count is allowed. Tripods are not permitted on the practice field, and media must stand at least five yards off the sidelines and not in the end zones. At all times, filming at practice is at the discretion of Sports Information personnel and the coaching staff.

## Weekly Press Luncheon

A press luncheon with head coach Chan Gailey and Tech players will be held each week during the football season. Although Coach Gailey

and Tech players are available at selected times during the week, this is the best time for interviews.

The press conferences are normally held on Tuesdays at 11:30 a.m. in the new Football Players Lounge, followed by lunch in the Edge Center dining hall.

For Tech's Thursday games, the weekly press conference will be held on Monday.

## Releases via E-Mail

All Georgia Tech releases and media advisories are available via e-mail. Any media member or media outlet wishing to receive releases and other information via e-mail should send a request, via e-mail, to Sports Information Director Allison George at the following address: [ageorge@atgtaa.gatech.edu](mailto:ageorge@atgtaa.gatech.edu).

## ACC MEDIA RELATIONS

**Director: Brian Morrison**  
**e-mail:**

**[bmorrison@theacc.org](mailto:bmorrison@theacc.org)**

**Phone: 336.851.6062**

**336.851.6063**

**Fax: 336.854.8797**

**336.547.6261**

**Website: [www.TheACC.com](http://www.TheACC.com)**

## THE GEORGIA TECH ISP SPORTS NETWORK

**T**he multimedia rights for the Georgia Tech Athletic Association are handled by International Sports Properties of Winston-Salem, NC. ISP Sports and the GTAA are in a multi-year agreement that coordinates the radio broadcasts of Tech football and men's basketball as well as the coaches' radio and television shows. The package also includes the marketing of Georgia Tech athletics through corporate sponsorship, venue signage, publications and other avenues. Ben C. Sutton, Jr. is the president of ISP Sports, while Jeff Salisbury is the general manager of the property in Atlanta.

The radio broadcast team for Yellow Jacket football is headlined by play-by-play voice Wes Durham and long-time analyst Kim King.

The 2004 season will mark King's 31st year on the broadcast and his fourth different decade in the booth. His insightful commentary has been a part of over 300 Tech broadcasts since he joined the network in 1974, alongside the legendary "Voice of the Ramblin' Wreck," Al Ciraldo. It was Ciraldo who dubbed King "The Young Left-hander" when he starred at quarterback for Bobby Dodd in the 1960s and led Tech to appearances in the Gator and Orange Bowls. His accomplishments led to King being named one of Tech's "50 Greatest Athletes of the 20th Century" in 2000.

Inducted into the State of Georgia Sports Hall of Fame in 1996, King was tabbed by the Athletic Association to receive its highest post-graduate honor in 1998 with the "Total Person Alumni Award." King is a highly successful real estate developer in Atlanta. Last summer he was named by *Georgia Trend* magazine as their "Most Respected CEO" for 2004.

North Carolina native Wes Durham enters his 10th season as the "Voice of the Yellow Jackets." Last winter, Durham was named "Sportscaster of the Year" in the state of Georgia for a second time by the National Sportscasters and Sportswriters Association.

A 1988 graduate of Elon, Durham's career began at Radford University and featured stops at Marshall and Vanderbilt, prior to his arrival at Tech in 1995. Durham's father, Woody, is in his 34th season as the football and basketball announcer at North Carolina.

The football broadcast team also includes network host Cory Provus, who keeps fans updated on action from around the country, along with engineer Miller Pope and spotters Al Ciraldo, Jr. and Tommy Barber.

Each broadcast begins two hours prior to kickoff with "Yellow Jacket Countdown with Dave Braine" and concludes with head coach Chan

Gailey joining Durham and King to break down the ballgame.

WQXI-AM, "SportsTalk 790 The Zone," is the home for Tech football and basketball. Recognized as "Atlanta's sports leader," the station has been managed by Big League Broadcasting since 1997. Andrew Saltzman and Stephen "Steak" Shapiro head up the management team of Big League Broadcasting. Neal Maziar is the station manager and Matt Edgar is their program director.

New for 2004, selected Tech games will be available on XM Satellite Radio through an agreement between XM Radio and the ACC. More details, including specific games and channel information, will be available during the season on Tech's athletics website, [www.ramblinwreck.com](http://www.ramblinwreck.com) and on the conference website, [www.TheACC.com](http://www.TheACC.com).



**VOICES OF THE JACKETS:** Play-by-play announcer Wes Durham (right) enters his 10th season at the microphone, while analyst Kim King has called Tech games for 30 years.

### GEORGIA TECH RADIO AFFILIATES

Albany.....	WALG-AM (1590)	Lincolnton, N.C. ....	* WLON-AM (1050)
Atlanta.....	WQXI-AM (790)	Louisville.....	* WPEH-AM (1420)
Augusta.....	WRDW-AM (1480)	Macon.....	WMQJ-FM (100.1)
Brunswick.....	* WFSN-AM (790)	Milledgeville.....	WMVG-AM (1450)
Calhoun.....	* WEBS-AM (1030)	Moultrie.....	* WMTM-AM (1300)
Cartersville.....	WXYC-AM (1270)	Newnan.....	* WCOH-AM (1400)
Cherryville, N.C. ....	* WCSL-AM (1590)	Rome.....	WTSH-FM (107.1)
Claxton.....	WCLA-AM (1470)	Savannah.....	WSGA-FM (104.7)
Commerce.....	WJJC-AM (1270)	Shelby, N.C. ....	* WOHS-AM (730)
Cuthbert.....	* WCUG-AM (850)	Tenille-Sandersville.....	WJFL-FM (101.9)
Dalton.....	WBLJ-AM (1230)	Thomaston.....	WTGA-AM (1590)
Gainesville.....	WGGA-AM (1240)	Thomson.....	WTWA-AM (1240)
Gastonia, N.C. ....	* WGNC-AM (1450)	Toccoa.....	WNEG-AM (630)
Greensboro.....	* WDDK-FM (103.9)	Vidalia.....	WTCQ-FM (97.7)
Griffin.....	WKEU-AM (1450)	Vienna.....	WTCQ-FM (97.7)
Hogansville/LaGrange/ Newnan/Columbus.....	WMGP-FM (98.1)	Warner Robins.....	* WNNG-AM (1350)
Jesup.....	* WLOP-AM (1370)	Waycross/Blackshear.....	* WXR-AM (1350)
LaGrange.....	* WGSE-AM (720)	Winder.....	WIMO-AM (1300)
Lexington, N.C. ....	* WLXN-AM (1440)		

\* Selected games

Radio affiliate information is current as of July 1, 2004 and is subject to change.

For up-to-date information on the Georgia Tech ISP Sports Network, please visit the Radio/TV page on [www.ramblinwreck.com](http://www.ramblinwreck.com) or contact ISP Sports at 336-768-3400.



## GEORGIA TECH SPORTS TODAY With Head Coach Chan Gailey



Former Georgia Tech football standout Ryan Stewart is now the co-host of the popular and highly rated "Two Live Stews" radio program, which airs weekdays in the Atlanta market on WQXI-AM 790 The Zone.

Stewart, who also serves as the color analyst on Tech's replay telecasts, lettered at Tech from 1992-95 and then went on to play in the NFL for the Detroit Lions. He earned his Management degree from Georgia Tech in 1998.

**G**eorgia Tech Sports Today with Chan Gailey" is the weekly half-hour television show that features the Georgia Tech head coach. Each week Coach Gailey and co-host Wes Durham give fans a unique insight into the big plays from the week before and a full scouting report on the upcoming opponent.

"Georgia Tech Sports Today with Chan Gailey" airs in the Atlanta area on WAGA-TV (Fox 5) each Saturday at 11 a.m.

The show also airs regionally on Fox Sports Net South (Fridays, 12:30 p.m.), Sunshine Network (Fridays, 4:30 p.m.) and Comcast Sports Southeast (CSS, day and time TBA), along with stations and cable systems in Georgia and around the Southeast. For times and stations in your area, please consult local listings or visit the Radio/TV link on Tech's official athletics website, [www.ramblinwreck.com](http://www.ramblinwreck.com).

The 2004 edition of "Georgia Tech Sports Today with Chan Gailey" debuts on Saturday, Aug. 28.

"Georgia Tech Sports Today with Chan Gailey" is produced by ISP Sports with Mark Covington and Terrance Beavers serving as the producers.

### GEORGIA TECH REPLAYS ON CSS

**I**SP Sports in conjunction with Comcast Sports Southeast (CSS) will show Georgia Tech's regular season games on a tape delay basis this fall. CSS is available in nine states and to approximately 4 million subscribers. A full replay of the previous week's game will be available in prime time to fans throughout their coverage area. The Tech replay telecasts feature former Yellow Jacket standout Ryan Stewart.

Check your local listings or Tech's official athletics website, [www.ramblinwreck.com](http://www.ramblinwreck.com), for air dates and times.

**YELLOW JACKET COUNTDOWN:** Director of Athletics Dave Braine (left) and Wes Durham (center) interview a wide range of guests before each game.

### CHAN GAILEY CALL-IN SHOW

Yellow Jacket fans can speak with head coach Chan Gailey on his weekly radio call-in show on Thursdays at 12 noon this fall. The show, co-hosted by Wes Durham, will be carried live by "790 The Zone" and selected affiliates and then will be replayed later on other affiliates. Check local listings for the affiliate and air time in your area.

Fans can call in with their questions and comments at 1.888.ISP.RADIO (888.477.7234).

### YELLOW JACKET COUNTDOWN

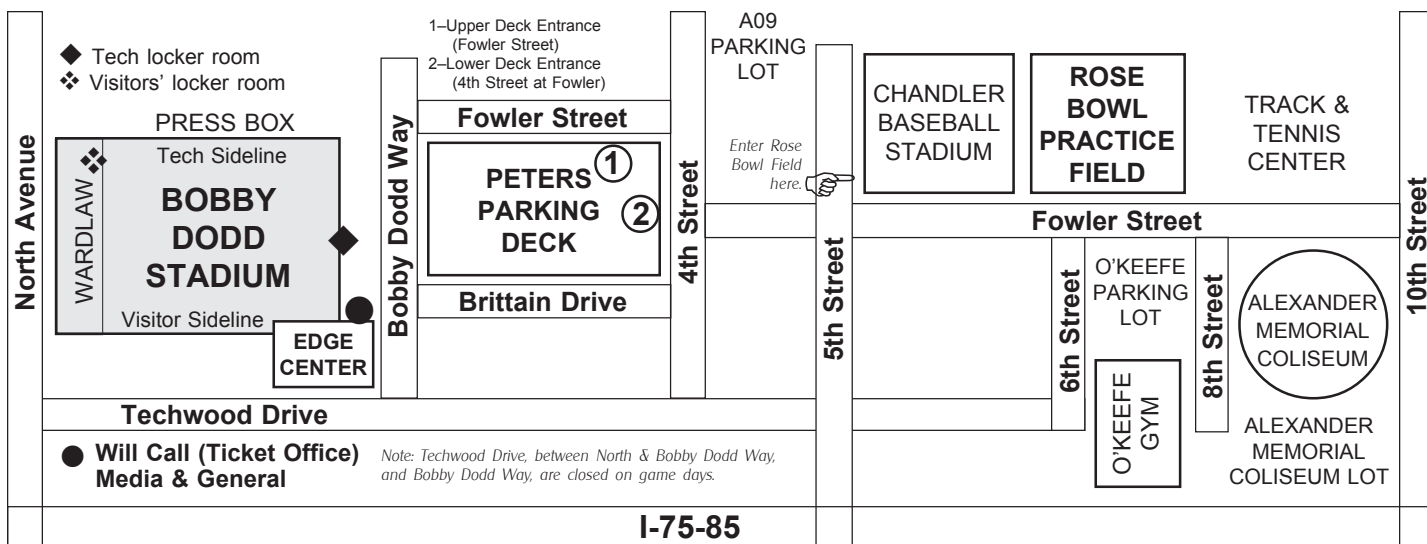
"Yellow Jacket Countdown with Dave Braine" kicks off the game day coverage of Georgia Tech football, beginning two hours prior to every contest. The Georgia Tech athletics director and Wes Durham interview a wide variety of guests, while special features and insight into college football help make for an informative program each week.

### ON THE INTERNET

Georgia Tech offers live statistics and play-by-play on its official athletics website, [www.ramblinwreck.com](http://www.ramblinwreck.com). Tech's radio broadcasts, featuring the call of Wes Durham and Kim King, are also available live on the website. Links to the live game stats and audio broadcasts will appear on the front page.



# DIRECTIONS



## Directions to Bobby Dodd Stadium & Edge Athletics Center

### From North

Travelling south on I-75/85, exit at 17th/14th/10th Street. Continue to 10th Street; turn right onto 10th. At the first light, turn left onto Fowler Street. Alexander Memorial Coliseum will now be on your left. To reach the AMC lot, turn left onto 8th Street. To reach the O'Keefe lot, turn left onto 6th Street. To reach Peters Parking Deck, continue on Fowler Street, which will dead end into the deck. Bobby Dodd Stadium and the Edge Center are just south of Peters Parking Deck.

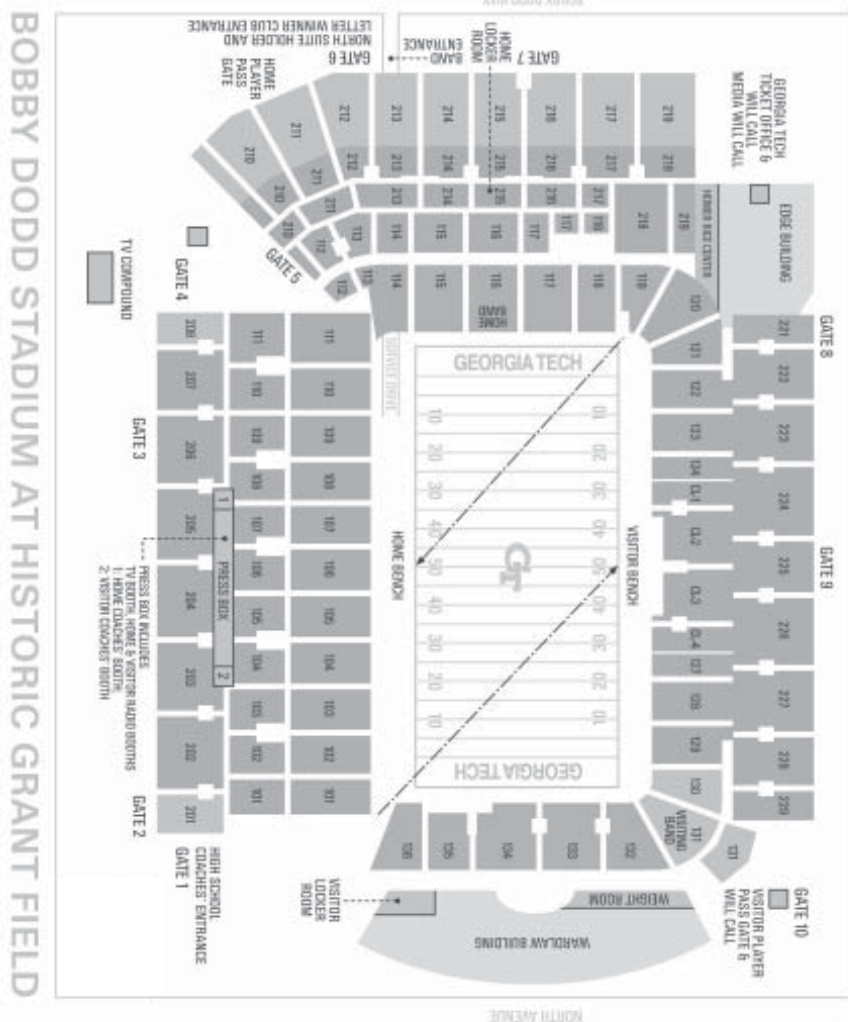
### From South (Airport)

Travelling north on I-75/85, exit at 10th Street. Turn left onto 10th Street. At the second light, turn left onto Fowler Street. Alexander Memorial Coliseum will now be on your left. To reach the AMC lot, turn left onto 8th Street. To reach the O'Keefe lot, turn left onto 6th Street. To reach Peters Parking Deck, continue on Fowler Street, which will dead end into the deck. Bobby Dodd Stadium and the Edge Center are just south of Peters Parking Deck.

### MARTA

Bobby Dodd Stadium/Grant Field is easily accessible via MARTA, Atlanta's rapid transit system.

From the North-South line, exit at the North Avenue station. Walk west on North Avenue three blocks to the intersection of Techwood Drive, and you have reached the south end of Bobby Dodd Stadium. To reach will call, the Edge Athletic Center or any of the north gates, turn right on Techwood Drive and then left on Bobby Dodd Way.



# OUTLOOK



**JAMES BUTLER, FS**  
*Preseason All-America*

**ERIC HENDERSON, DE**  
*Preseason All-America*



## Yellow Jackets Seek to Extend Streak of Seven Straight Bowl Games

**L**ucky seven? Georgia Tech head coach Chan Gailey certainly hopes that seven proves to be an auspicious number.

The Yellow Jackets return seven starters on offense and seven on defense from last year's squad that earned Tech's school-record seventh straight bowl game. The Jackets, who crushed Tulsa, 52-10, in the Humanitarian Bowl, also posted a seventh consecutive winning season and a seventh straight year of at least seven victories.

Offensively, the Jackets welcome back the Atlantic Coast Conference's leading rusher in junior P.J. Daniels and the 2003 ACC Rookie of the Year in sophomore signal-caller Reggie Ball, but Tech must replace two starters on the offensive line as well as play-making wideout Jonathan Smith.


The Tech defense performed well last fall, leading the ACC and ranking 12th in the nation against the run. The Jackets return two of the ACC's top defenders in senior free safety James Butler and junior defensive end Eric Henderson, both of whom should be strong candidates for all-America honors this season. The biggest question mark on defense, and perhaps for the entire team, is replacing ultra-productive linebackers Keyaron Fox and Daryl Smith.

"I'm excited about where we can be," said Gailey as he enters his third season on the Flats. "We are not there yet. We have a lot of work to do, but we have some great things to build on from last year. There is some potential, but we have a lot of work to get done.

"Our biggest concern is depth at a lot of positions. We have to find starters at the linebacker spots, and we have to develop depth at most other positions."

If Tech is to add to its seven-year run of success, it must do so against a schedule that features seven opponents that played in bowl games last fall, including new ACC members Miami and Virginia Tech, as well as Clemson, Maryland, NC State and Virginia, plus in-state rival Georgia.

**Georgia Tech is one of just 11 schools in the nation to play in a bowl game each of the last seven years. After a 52-10 victory in last year's Humanitarian Bowl, Tech owns the nation's best bowl game winning percentage in bowl games with a 21-11 record.**



**R**eggie Ball is the fifth Yellow Jacket to be named ACC Rookie of the Year.

### QUARTERBACKS


#### 1 Starter, 1 Letterman Returning

**G**orgia Tech welcomes back sophomore quarterback Reggie Ball, the reigning ACC Rookie of the Year. The 5-11, 195-pounder from Stone Mountain, Ga., started every game as a true freshman last fall, earning the job just weeks after arriving on campus. He impressed with his poise and play-making ability while setting Tech freshman records for passing yards (1,996) and total offense (2,380) and completing 52 percent of his passes. He had 10 touchdowns passing and three rushing but also threw 11 interceptions.

"There are some fundamental things that we need to work on with Reggie," said Gailey. "Overall decision-making and teaching him to anticipate better will be the emphasis.

"We've seen improvement. He made a big jump from the last game of the season to the end of spring practice. But he has still got some work to do."

Developing a capable backup is a major priority that will continue in the preseason. Ball is the only Tech quarterback who has taken a collegiate snap. Behind him is talented redshirt freshman Patrick Carter (6-3, 190), the younger brother of NFL receiver Tim Carter who has shown promise but was limited by injuries last fall and at times during the spring. True freshman



**P**.J. Daniels led the ACC in rushing with 1,447 yards, the second-best season in school history and the fourth best mark in ACC annals.

He earned first-team all-ACC honors, as well as Academic All-ACC accolades.

Taylor Bennett (6-3, 213), who enrolled last January, also showed positive signs in the spring. Senior walk-on Robby Brown (6-1, 180) adds depth.

"Nobody is ever comfortable with everybody that is in a backup role, but we have got some potential there," said Gailey. "Patrick Carter was only able to practice a few days at the end of spring practice and did some good things. Taylor Bennett showed some good things for a true freshman in spring practice. So we will have to wait and see how that all shakes out."

## **RUNNING BACKS**

### **1 Starter, 3 Lettermen Returning**

**A**ll-ACC junior P.J. Daniels (5-10, 210) recorded one of the top rushing seasons in Georgia Tech and ACC history with 1,447 yards last fall. The former walk-on from Houston, Texas, averaged 111.3 yards per game, becoming just the third Yellow Jacket to lead the ACC in rushing. His season total is the second-best mark in Tech history and the fourth best in conference annals.

Over his last four games, Daniels posted two of the top three single-game rushing performances in school history, including an NCAA bowl-game record 307 yards versus Tulsa in the Humanitarian Bowl. Also an Academic All-ACC honoree, Daniels scored 11 touchdowns.

Behind Daniels are a pair of players who could push for playing time in junior Chris Woods (5-10, 190) and redshirt freshman Rashaun Grant (5-10, 192).

Woods was Tech's third-leading rusher last fall after transferring from the defunct program at Morris Brown. He actually started one game when Daniels was injured and finished the year with 122 yards on 31 carries and one touchdown. Grant is a promising young player with very good speed and elusiveness.

"P.J. really picked up in spring practice where he left off in the fall, which was good," said Gailey. "We have some work yet to do with Chris Woods and Rashaun Grant. They both have talent, especially when they have their hands on the ball. But there are other facets to playing running back, blocking assignments and all those types of things that they need to continue to work on."

## **FULLBACKS**

### **1 Starter, 3 Lettermen Returning**

**S**enior returning starter Jimmy Dixon (6-1, 225) turned in a steady season at fullback last fall. Seldom called upon to carry the ball, he caught four passes for 18 yards and is a dependable blocker.

Junior Ajenavi Eziemefe (6-1, 225), a former tailback, began to see some action at fullback midway through last season and now works exclusively there. He has 335 career rushing yards, including 53 last season.

Senior Johnathan Jackson (6-2, 225), who has been a valuable special teams player, missed spring practice due to injury for the second straight year.



# SEASON PREVIEW

## WIDE RECEIVERS

### 1 Starter, 6 Lettermen Returning

**D**ependable senior Nate Curry (5-10, 195) returns at wide receiver, but the Yellow Jackets will miss the play-making ability of Jonathan Smith, who set Tech season records with 78 catches for 1,138 yards last fall. In addition to accounting for half of Tech's receiving yards, he led the ACC in punt returns.

The speedy Curry, an Academic All-ACC selection in 2003, was second to Smith with 37 catches for 426 yards and three touchdowns, returning to form after missing almost two years due to injury.

"We are really pleased with where Nate Curry is," said Gailey. "He is doing a great job of leadership.

He is in great shape. We are excited about what he is going to bring to our football team this year."

The other receiver slot is wide open, with senior Levon Thomas (6-0, 195) having the most experience after catching 10

passes for 101 yards and one touchdown last season.

Senior Mark Logan (5-11, 200), 4 receptions, 55 yards, 1 TD, junior Damarius Bilbo (6-3, 225), 2-55, and sophomores Xavier McGuire (6-3, 210), 4-25, and Chris Dunlap (5-11, 200) will also vie for the starting position. This is a position where true freshmen should have an impact.

"Nobody proved themselves out of the other guys," said Gailey. "Everybody had an opportunity in spring practice and nobody really stepped to the forefront to say 'this is my job, I'm going to take it'. So we are in a dilemma right now about who will start at the other spots.

"The one guy who made a big jump in spring practice was Damarius Bilbo. He hopefully will add something to our football team. We recruited some very good receivers, but first we need to find out who on campus can play for us."

## TIGHT ENDS

### 0 Starters, 2 Lettermen Returning

**T**ight end is a position at which the Yellow Jackets lack a proven player following the graduation of last year's starter and honorable mention all-ACC selection, John Paul Foschi. The most experienced returnee and the likely starter is senior Darius Williams, who showed great improvement last season, when he played primarily in two-tight end alignments. At 6-6 and 270 pounds, he has excellent size, and he caught three passes for 37 yards in 2003.

Williams is backed up by sophomore Michael Matthews (6-4, 265), who moves here after playing fullback last fall and defensive end in 2002.

Another tight end with good size is sophomore George Cooper, who stands 6-5 and 259 pounds. Also in the mix are junior Gavin Tarquinio (6-3, 250), a former offensive lineman who has been hampered by injuries for much of his career.

## OFFENSIVE LINE

### 3 Starters, 6 Lettermen Returning


**G**eorgia Tech lost two all-conference players on the offensive line in senior center Hugh Reilly and junior tackle Nat Dorsey, who elected to enter the NFL draft. Still, three veteran starters return from the unit that paved the way for the ACC's top rusher, led by senior tackle Kyle Wallace.

A 6-6, 295-pounder from Lawrenceville, Ga., Wallace is Tech's most experienced offensive player with 25 career starts and should be a candidate for all-conference honors this fall. He moves to the important left tackle position after starting on the right side the last two years.

Lining up opposite Wallace at right tackle is likely to be junior Salih Besirevic (6-7, 290), who earned the nod with a solid performance in the spring, when he was one of Tech's most improved players.


The top backup at tackle should be Kenton Johnson, a 6-6, 320-pound senior who joined the program in 2003 after transferring from the now-defunct program at Morris Brown. He played as a backup behind Dorsey last season.

Tech has a pair of experienced players at guard in returning starters Andy Tidwell-Neal, a 6-4, 315-pound senior, on the left




**S**enior Nate Curry is Tech's top returnee at side receiver.

# SEASON PREVIEW



**T**he offensive line features three returning starters in guards Brad Honeycutt (left) and Andy Tidwell-Neal and tackle Kyle Wallace (right).



side and Brad Honeycutt, a 6-4, 308-pound junior, on the right side. Another veteran player is Leon Robinson, a 6-4, 318-pound senior who did not start last season but has 19 career starts.

"Kyle Wallace has played the most and played the most consistently," said Gailey. "I think Andy played well last year, had his best season by far. Brad had his best year by far, so there are three guys who are very solid for us."

At center, Tech must replace Reilly, who not only started for three years but played every single snap last season, so the Jackets turn to promising redshirt freshman Kevin Tuminello (6-4, 275). Tidwell-Neal can also play center.

"It's always a tenuous situation anytime you start a young offensive lineman," said Gailey. "Things have worked out fairly well in the past playing young linemen. Hopefully, Kevin will be able to come in and handle it. Salih Besirevic will be at the other tackle spot starting in the fall. He is an untested guy, even though he is more of a veteran guy. He is untested. We will have to see how those two guys handle their positions."

Developing dependable backups at all positions on the offensive line will be a major priority. Candidates include redshirt freshmen Matt Rhodes (6-3, 270) and Eddy Parker (6-4, 275) and sophomores Travis Kelly (6-0, 264) and Brad Brezina (6-2, 275), who moves to guard after lettering at defensive tackle last fall.

"Depth on the offensive line is a big issue right now," said Gailey. "Critical to our success this year will be how well Kevin Tuminello and Salih Besirevic develop and how well the backups develop behind them."

## DEFENSIVE ENDS

### 2 Starters, 3 Lettermen Returning

**D**efensive end looks to be one of Georgia Tech's strongest positions, led by all-America candidate Eric Henderson, a 6-3, 265-pound junior from New Orleans, La.

A first-team all-ACC selection and an Academic All-ACC honoree, Henderson led the league with 11 sacks and was second with 24 tackles for loss, a Tech single-season record. After just two seasons, he has already amassed 16 career sacks and 39 tackles for loss, which ranks fifth in Rambling Wreck history.

Playing opposite Henderson will be junior Travis Parker, an honorable mention all-ACC choice while playing defensive tackle last fall, when he collected 15 tackles for loss. At 6-5 and 260 pounds, the Tech coaches feel he will be better suited to play defensive end, a position that opened up with the move of last year's starter, Gerris Wilkinson, to linebacker.

"We'll move Travis Parker out to end, which is a better position for him," said Gailey. "He's not as big and strong as you need to be inside, but he has done a great job for us inside even with his lack of size. A more natural position for him is defensive end."

"With Travis on one end and Eric on the other, people can't pay attention too much to one side."

Senior Chirod Williams (6-4, 235) and redshirt freshman Adamm Oliver (6-4, 250) are slated as the primary backups.



# SEASON PREVIEW

## DEFENSIVE TACKLES

### 1 Starter, 3 Lettermen Returning

**M**assive sophomore Mansfield Wrotto returns after starting 11 games at defensive tackle last fall, making four tackles for loss and one sack. The 6-3, 305-pounder was a third-team Freshman All-America selection.

"I think Mansfield surprised a lot of people, probably even us as coaches, with the way he played and the way he developed through the course of the year," said Gailey. "I think he will take another jump this season. He is getting a lot stronger in the weight room. I am looking for bigger and better things from him next year."

With last year's other starter, Travis Parker, moving to defensive end, sophomore Joe Anaoi will get a shot at defensive tackle. He played as a true freshman, working primarily on passing downs, and had three tackles for loss and two fumble recoveries.

"Joe Anaoi played well last year when he came in," said Gailey. "He is pushing that 260 mark, so we will let him use his quickness and speed in there like we used Travis Parker last year."

"One of the biggest disappointments is not having LeShawn Newberry in there this spring. There is another 300-plus pounder that you would like to see get some reps."

Newberry (6-0, 300) suffered a season-ending knee injury in preseason camp and has not been cleared for spring drills but should be ready for fall practice.

Also adding depth at defensive tackle is junior Omar Billy (6-2, 278).

"Our front four is very strong," said Gailey of the defensive line. "They all can run. They all have some ability. We have some size. This starting group is very good. We just need to develop some depth behind them and get them continually playing at a high level."

## LINEBACKERS

### 1 Starter, 6 Lettermen Returning

**L**inebacker is clearly Georgia Tech's biggest question mark on defense, simply because the Jackets must replace a pair of all-ACC honorees in three-year starter Keyaron Fox and four-year starter Daryl Smith. That duo combined for 284 tackles, 35 tackles for loss, seven sacks, six forced fumbles and five pass breakups last year alone; over the last four years, they totalled 759 tackles and 88 tackles for loss. Throw in a third graduated starter in Ather Brown, and that type of experience and productivity will be difficult to replace.

Although all three starters graduated, Tech does have one returning starter to plug in as junior Gerris Wilkinson (6-3, 230) moves from defensive end back to his former linebacker spot. After making a last-minute switch to defensive end last summer, Wilkinson was very effective despite his lack of size, collecting 47 tackles and 12 tackles for loss, but he should be even better-suited to play linebacker.

He began the spring at outside linebacker before settling at middle linebacker.

At outside linebacker, the strong side also features a veteran making a position change. Junior Chris Reis was a part-time

starter at safety last fall but moved to linebacker in the spring. He is somewhat undersized at 6-0 and 215 pounds, but he brings good speed as well as experience, knowledge and aggressiveness.

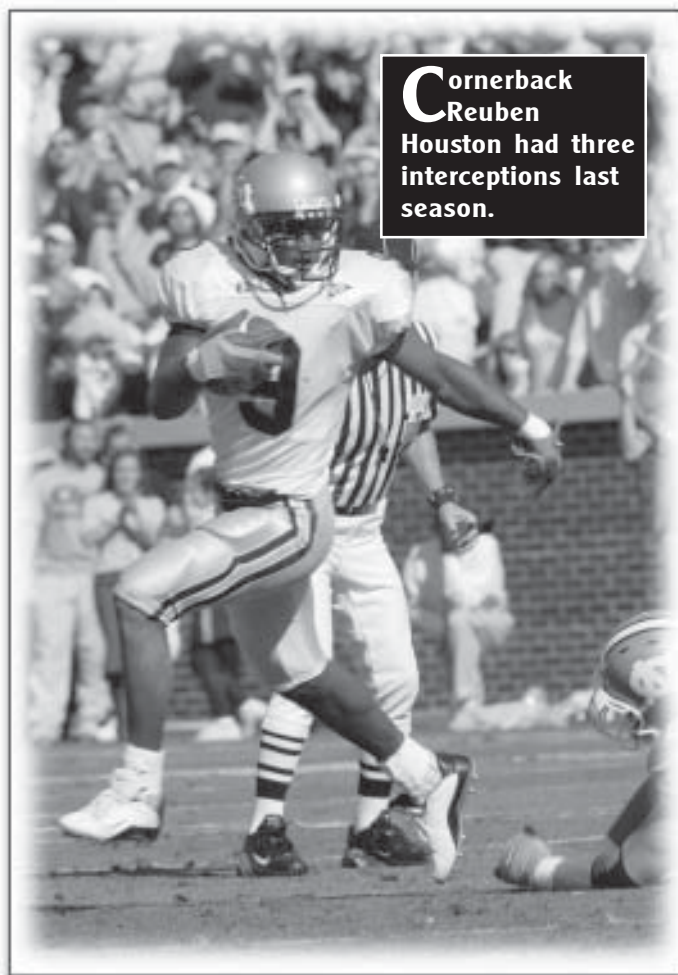
"We moved guys around and feel like we got good football players on the field," said Gailey. "They are not yet completely comfortable playing those spots, but they are certainly great competitors and really good athletes. I think they will bring a lot to the table when we line up in the fall."

KaMichael Hall a 6-0, 225-pound sophomore, is the leading candidate for the third linebacker position. He saw limited action on defense along with special teams duty last fall, collecting 12 tackles with two tackles for loss.

Senior Tabugbo Anyansi (6-1, 225) and sophomore Nick Moore (6-1, 228) are expected to be the primary backups, as well as important special teams contributors. An incoming freshman could certainly make an impact at linebacker as well.

Beyond the statistics that they amassed, Fox and Smith's versatility and knowledge of the game made them very effective in the multi-faceted defensive schemes fashioned by coordinator Jon Tenuta.

"We will have to adjust," admitted Gailey, "but the young guys will have to learn. You can't hold everybody back because you have some guys that don't have quite the experience. They have to learn to play within the system. And they have been in the system a year, so it's not like it's something completely new. They just have to get up to speed on everything."



**C**ornerback  
Reuben  
Houston had three  
interceptions last  
season.

## SAFETIES

### 2 Starters, 4 Lettermen Returning

The safety position features Tech's top returning player, senior all-America candidate James Butler at free safety.

Butler should be one of the nation's top defensive players after earning first-team all-ACC honors last fall. He finished second in the ACC with five interceptions while setting a Tech single-season record for tackles by a defensive back with 119. The 6-3, 210-pounder from Climax, Ga., was a semifinalist for the Jim Thorpe Award as the nation's top defensive back. He was also an Academic All-ACC selection in 2003.

"James Butler has the chance to be one of the best, if not the best in the country this year," said Gailey. "He has proven himself as a sophomore and a junior and he is going into his senior year and I expect great things from him."

Returning at strong safety is Dawan Landry, a junior from Ama, La. The 6-2, 215-pounder is a very good athlete who excels in run support. The former quarterback was Tech's fourth-leading tackler last fall with 85 hits, along with two interceptions.

Veteran backup Nathan Burton (6-2, 205) gives the Jackets good depth at the position. The senior displayed his versatility in the spring by playing both safety positions and even working at cornerback at times. He is also a key special teams player, as is sophomore backup Joe Gaston (5-10, 195). Redshirt freshman Avery Roberson (6-2, 190) is also in the mix.

## CORNERBACKS

### 1 Starter, 3 Lettermen Returning

**R**euben Houston, a 6-0, 190-pound junior, returns at one cornerback slot, but Tech must replace senior Jonathan Cox.

Houston was fifth on the team in tackles last spring with 70, including four tackles for loss. He also contributed three interceptions and a team-leading eight pass breakups.

Talented sophomore Kenny Scott (6-1, 185), also Tech's kickoff return specialist, enters the spring as the starter at the other corner. Senior Dennis Davis (6-0, 185), who saw extensive playing time as a fifth defensive back and had two interceptions, could also challenge for a starting berth. Both players should see plenty of action regardless of who starts.

Several young players will compete for backup roles, including sophomores I-Perfection Harris (5-10, 175), Brian Fleuridor (5-11, 185) and Sam Williams (5-11, 190) and redshirt freshman Finesse Usher (5-11, 195).

"We want our guys to be able to play one-on-one on the outside," said Gailey. "If they can play one-on-one outside, then that opens up some other things for you. That means they have to work really hard at proper technique and little things that go into being a great corner."

"Reuben Houston, Dennis Davis, and Kenny Scott give us three corners that we feel can walk on the field and play for us, and in this league, you need three corners that can play."

## SPECIALISTS

### 1 Starter, 3 Lettermen Returning

**T**ech has had the luxury of very reliable placekickers the last several years, with Dan Burnett last fall and Luke Manget before him, but the Jackets enter the fall with no proven commodities at either placekicker or punter.


Senior Andy Thomson (5-11, 180) ended last season as the starting punter, averaging 39.8 yards on 24 punts, but Gailey would like to see much more consistent play at that position. Senior David Smith (6-4, 210), a former track athlete, has shown a strong leg but not enough consistency.

Redshirt freshman Travis Bell (6-1, 205) left spring as the top kicker but the competition will continue. Sophomore David Jordan (6-4, 210), who handled some kickoffs last season, is a candidate to continue in that role, but he has yet to attempt a field goal or PAT.

Tech does have the luxury of senior Andrew Economos (6-1, 232) returning for this third season as the Jackets' long-snapper on punts and placements.

"We have to get the kicking game straightened out in the preseason," said Gailey. "I still don't know who will do what. Andrew Economos as the snapper is the most solid thing about our kicking game right now. Travis Bell kicked very well in spring, so we'll have to see if he can pick up where he left off. Our punting was totally erratic in spring practice, and a freshman, Kyle Belcher, will definitely get a look there."

Sophomore Kenny Scott returns after returning kickoffs for the Jackets last fall, averaging 22.3 yards per return, but Tech must find a punt returner to replace Jonathan Smith, who led the ACC with an 11.7-yard average, including two touchdowns.



**K**enny Scott, who tied the Tech record for kickoff returns as a freshman, takes on a more prominent role in the secondary.



# DEPTH CHART

Pos	No	OFFENSE	Ht	Wt	Cl.	Pos	No	DEFENSE	Ht	Wt	Cl.
WR	5	NATE CURRY	5-10	195	Sr.-R	DE	56	ERIC HENDERSON	6-3	265	Jr.-R
	8	Damarius Bilbo	6-3	225	Jr.-R		91	Chirod Williams	6-4	235	Sr.-R
	81	Xavier McGuire	6-3	210	So.-R	DT	96	JOE ANOAI	6-3	255	So.
	31	Robbie Rollins	6-2	192	Jr.-R		99	Omar Billy	6-2	278	Jr.-R
LT	77	KYLE WALLACE	6-6	295	Sr.	DT	97	MANSFIELD WROTTO	6-3	305	So.
	79	Eddy Parker	6-4	275	Fr.-R		98	LeShawn Newberry	6-0	300	Fr.-R
LG	65	ANDY TIDWELL-NEAL	6-4	315	Sr.		63	Marcus Harris	6-1	255	Fr.-R
	74	Leon Robinson	6-4	318	Sr.-R		69	Josh Tittle	6-2	245	Fr.-R
	61	Matt Rhodes	6-3	268	Fr.-R	DE	94	TRAVIS PARKER	6-5	265	Jr.-R
C	60	KEVIN TUMINELLO	6-4	275	Fr.-R		42	Adamm Oliver	6-4	250	Fr.-R
	67	Travis Kelly	6-0	264	So.-R		92	Travis Rogers	6-2	230	Fr.-R
RG	72	BRAD HONEYCUTT	6-4	308	Jr.-R	LB	35	KaMICHAEL HALL	6-0	225	So.
	50	Brad Brezina	6-2	275	So.-R		44	Nick Moore	6-1	228	So.
RT	76	SALIH BESIREVIC	6-7	290	Jr.-R		41	Philip Wheeler	6-2	215	So.
	71	Kenton Johnson	6-6	320	Sr.-R		59	David Sanborn	6-1	215	Fr.-R
TE	83	DARIUS WILLIAMS	6-6	270	Sr.-R	LB	49	GERRIS WILKINSON	6-3	230	Jr.-R
	48	Michael Matthews	6-4	265	So.-R		57	Tabugbo Anyansi	6-1	225	Sr.
	80	George Cooper	6-5	259	So.-R		66	Alex Johnson	5-11	235	Fr.-R
	84	Gavin Tarquinio	6-3	250	Jr.-R	LB	18	CHRIS REIS	6-0	210	Jr.
QB	1	REGGIE BALL	5-11	195	So.		39	Kyle Pupello	6-0	220	Fr.-R
	4	Patrick Carter	6-3	190	Fr.-R		93	Arthur Rozier	6-3	215	Fr.-R
	12	Mark Logan	5-11	200	Sr.-R	CB	9	REUBEN HOUSTON	6-0	190	Jr.-R
	13	Taylor Bennett	6-3	213	Fr.		26	Brian Fleuridor	5-11	185	So.
	9	Robby Brown	6-1	180	Sr.-R		34	Finesse Usher	5-11	195	Fr.-R
FB	47	JIMMY DIXON	6-1	225	Sr.-R	CB	2	KENNY SCOTT	6-1	185	So.
	28	Ajenavi Eziemefe	6-1	225	Jr.		25	Dennis Davis	6-0	185	Sr.
	32	Johnathan Jackson	6-2	225	Sr.-R		11	I-Perfection Harris	5-10	175	So.-R
	86	Jay Reid	6-1	260	Jr.-R		29	Sam Williams	5-11	190	So.
TB	45	P.J. DANIELS	5-10	210	Jr.-R	SS	20	DAWAN LANDRY	6-2	215	Jr.-R
	24	Chris Woods	5-10	190	Jr.		37	Joe Gaston	5-10	195	So.
	3	Rashaun Grant	5-10	192	Fr.-R	FS	22	JAMES BUTLER	6-3	210	Sr.
WR	7	LEVON THOMAS	6-0	195	Sr.		15	Nathan Burton	6-2	205	Sr.-R
	88	Chris Dunlap	5-11	200	So.		30	Avery Roberson	6-2	190	Fr.-R
	12	Mark Logan	5-11	200	Sr.-R						
	36	Eddie Ivery	5-10	165	So.-R						
Pos	No	SPECIALISTS	Ht	Wt	Cl.	Pos	No	SPECIALISTS	Ht	Wt	Cl.
P	14	Andy Thomson	5-11	180	Sr.-R	PK	87	Travis Bell	6-1	205	Fr.-R
	16	David Smith	6-4	210	Sr.-R		33	David Jordan	6-4	210	So.-R
	93	Eric Griswold	6-1	200	So.-R	SN	68	Andrew Economos	6-1	225	Sr.-R
							84	Gavin Tarquinio	6-3	250	Jr.-R

\* Does not include incoming freshmen

# SQUAD ANALYSIS

## Alabama (2)

David Brown ..... Madison  
Nate McManus ..... Birmingham

## California (2)

Travis Parker ..... Hacienda Heights  
Gerris Wilkinson ..... Oakland

## Colorado (1)

Salih Besirevic ..... Denver

## Florida (20)

Joe Anoai ..... Pensacola  
Omar Billy ..... Orlando  
Patrick Carter ..... St. Petersburg  
Pat Clark ..... Jacksonville  
Nate Curry ..... Miami  
Chris Dunlap ..... Miramar  
Brian Fleuridor ..... Delray Beach  
Rashaun Grant ..... Tampa  
Eddie Ivery ..... Tampa  
Johnathan Jackson ..... Jacksonville  
James Johnson ..... Oakland  
Kenton Johnson ..... Hollywood  
LeShawn Newberry ..... Port Orange  
Adamm Oliver ..... New Port Richey  
Kyle Pupello ..... Tampa  
Travis Rogers ..... Wellington  
Kenny Scott ..... Daytona Beach  
A.J. Smith ..... Tampa  
Andy Thomson ..... Coral Springs  
Chirod Williams ..... Jacksonville

## Georgia (42)

Tabugbo Anyansi ..... Austell  
Ben Arndt ..... Young Harris  
Reggie Ball ..... Stone Mountain  
Kyle Belcher ..... Albany  
Travis Bell ..... Roswell  
Brad Brezina ..... Greensboro  
Robby Brown ..... Blairsville  
Nathan Burton ..... Lilburn  
James Butler ..... Climax  
Travis Chambers ..... Decatur  
Andrew Economos ..... Atlanta  
Andrew Gardner ..... Tyrone  
Joe Gaston ..... Marietta  
Eric Griswold ..... Marietta  
Gary Guyton ..... Hinesville  
Marcus Harris ..... Decatur  
Reuben Houston ..... Peachtree City  
Calvin Johnson ..... Tyrone  
Djay Jones ..... St. Mary's  
David Jordan ..... Columbus  
Travis Kelly ..... Warner Robins  
Jamal Lewis ..... Jonesboro  
Kyle Manley ..... Buford  
Jon Morrison ..... Marietta  
Jay Reid ..... Carnesville  
Chris Reis ..... Roswell  
Avery Roberson ..... Atlanta  
Darrell Robertson ..... Jonesboro  
Leon Robinson ..... Garden City  
Robbie Rollins ..... Lyons  
Arthur Rozier ..... Lithonia  
Gavin Tarquinio ..... Marietta  
Levon Thomas ..... College Park  
Josh Tittle ..... Stone Mountain  
Finesse Usher ..... Conyers

Kyle Wallace ..... Lawrenceville  
Philip Wheeler ..... Columbus  
Eric Williams ..... Metter  
Darius Williams ..... Clarkston  
Sam Williams ..... Atlanta  
Chris Woods ..... College Park  
Mansfield Wrotto ..... Snellville

## Kentucky (1)

Alex Johnson ..... Owensboro

## Louisiana (4)

Ajenavi Eziemefe ..... New Orleans  
Eric Henderson ..... New Orleans  
Dawan Landry ..... Ama  
Darryl Richard ..... Destrehan

## Minnesota (1)

Andy Tidwell-Neal ..... Plymouth

## Mississippi (1)

Damarius Bilbo ..... Moss Point

## Missouri (1)

Taylor Bennett ..... St. Louis

## Nebraska (1)

Jacob Lonowski ..... Elkhorn

## New Jersey (1)

Dennis Davis ..... Atco

## New York (1)

I-Perfection Harris ..... Staten Island

## Ohio (3)

George Cooper ..... Westerville  
Michael Matthews ..... Cincinnati  
Kevin Tuminello ..... Youngstown

## Pennsylvania (2)

Mike Cox ..... Lewisberry  
Justin Guadagni ..... Glassport

## Rhode Island (1)

Kieran Delany ..... Bristol

## South Carolina (3)

Mark Logan ..... Greenwood  
David Sanborn ..... North Augusta  
David Smith ..... Mt. Pleasant

## Texas (10)

Elris Anyaibe ..... DeSoto  
P.J. Daniels ..... Houston  
Jimmy Dixon ..... Arlington  
Drew Gause ..... Spring  
KaMichael Hall ..... Houston  
Brad Honeycutt ..... Mesquite  
Xavier McGuire ..... Dallas  
Nick Moore ..... Arlington  
Eddy Parker ..... Burnet  
Matt Rhodes ..... Angleton

# SQUAD ANALYSIS

## LETTERMEN RETURNING (43)

### Offense (21)

**Wide Receivers:** NATE CURRY, Levon Thomas, Xavier McGuire, Mark Logan, Damarius Bilbo, Chris Dunlap

**Tight Ends:** Darius Williams, Gavin Tarquinio

**Tackles:** KYLE WALLACE, Kenton Johnson

**Guards:** BRAD HONEYCUTT, Leon Robinson, Brad Brezina<sup>1</sup>

**Centers:** ANDY TIDWELL-NEAL<sup>2</sup>

**Quarterbacks:** REGGIE BALL

**Fullbacks:** JIMMY DIXON, Ajenavi Eziemefe, Johnathan Jackson

**Tailbacks:** P.J. DANIELS, Chris Woods

### Defense (19)

**Defensive Ends:** ERIC HENDERSON, TRAVIS PARKER<sup>3</sup>, Chirod Williams

**Defensive Tackles:** MANSFIELD WROTTTO, Joe Anoai, Omar Billy

**Linebackers:** GERRIS WILKINSON<sup>4</sup>, Chris Reis<sup>5</sup>, KaMichael Hall, Nick Moore, Tabugbo Anyansi, Philip Wheeler

**Cornerbacks:** REUBEN HOUSTON, Dennis Davis, Kenny Scott

**Safeties:** JAMES BUTLER, DAWAN LANDRY, Nathan Burton, Joe Gaston

### Specialists (3)

**Placekickers:** David Jordan

**Punters:** ANDY THOMSON

**Snapper:** ANDREW ECONOMOS

## LETTERMEN LOST (18)

### Offense (11)

**Wide Receivers:** JONATHAN SMITH

**Tight Ends:** JOHN PAUL FOSCHI

**Tackles:** NAT DORSEY, Will Hardy

**Guards:** Garren Findlay, Joe Rearden

**Centers:** HUGH REILLY

**Quarterbacks:** A.J. Suggs, Brian Camp

**Fullbacks:** Gavin Bourgeois

**Tailbacks:** Jermaine Hatch

### Defense (5)

**Defensive Ends:** None

**Defensive Tackles:** None

**Linebackers:** KEYARON FOX, DARYL SMITH, ATER BROWN

**Cornerbacks:** JONATHAN COX

**Safeties:** Jack Rogers

### Specialists (2)

**Placekickers:** DAN BURNETT

**Punters:** Hal Higgins

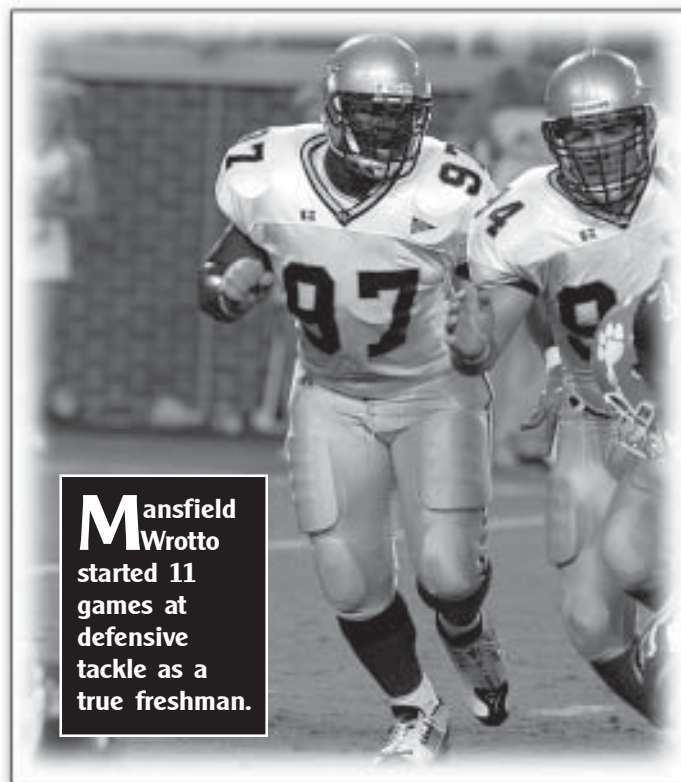
1-Lettered at defensive tackle in 2003

2-Started at guard in 2003

3-Started at defensive tackle in 2003

4-Started at defensive end in 2003

5-Lettered at safety in 2003



**M**ansfield Wrotto started 11 games at defensive tackle as a true freshman.

## PRONUNCIATION GUIDE

No.	Name	Pronunciation
96	Joe Anoai	an-uh-WHY-ee (rhymes with Hawaii)
70	Elris Anyaibe	EL-riss on-YA-bee.
57	Tabugbo Anyansi	tie-BOO-bo on-YON-zee
85	Salih Besirevic	SA-lee buh-SHEER-uh-vich
8	Damarius Bilbo	duh-MARR-ee-us
98	Brad Brezina	bruh-ZEE-na
64	Andrew Economos	ee-CON-uh-moce
35	Ajenavi Eziemfe	ah-juh-NAH-vee eh-ZEM-uh-fay
26	Brian Fleuridor	FLOOR-uh-door
3	Rashaun Grant	ruh-SHAWN
43	Justin Guadagni	guh-DA-nee
35	KaMichael Hall	KAY-mike-ull
11	I-Perfection Harris	EYE-per-FECK-shun
14	Dawan Landry	duh-WON
62	Jacob Lonowski	luh-NOW-ski.
81	Xavier McGuire	EXX-a-vee-ur
39	Kyle Pupello	puh-PELL-o
18	Chris Reis	REESE
30	Avery Roberson	ROW-ber-sun
64	Gavin Tarquinio	tar-KWIN-ee-o
7	Levon Thomas	luh-VON
60	Kevin Tuminello	too-min-ELL-o
34	Finesse Usher	fin-ESS
91	Chirod Williams	shuh-ROD
49	Gerris Wilkinson	JER-is
97	Mansfield Wrotto	ROTT-o

### Assistant Coaches

Joe D'Alessandris	dal-uh-SAN-driss
Buddy Geis	GICE
Brian Jean-Mary	jon muh-REE
Jon Tenuta	tuh-NOOT-uh

# ALPHABETICAL ROSTER

No.	Name	Pos.	Ht.	Wt.	Cl.	Hometown (High School)
96	* Joe Anoai	DT	6-3	255	So.	Pensacola, Fla. (Escambia)
70	Elris Anyaibe	DL	6-3	275	Fr.	DeSoto, Texas (DeSoto)
57	*** Tabugbo Anyansi	LB	6-1	225	Sr.	Austell, Ga. (Pebblebrook)
86	Ben Arndt	PK	6-0	180	Jr.	Young Harris, Ga. (Union County/Tusculum)
1	* Reggie Ball	QB	5-11	195	So.	Stone Mountain, Ga. (Stephenson)
16	Kyle Belcher	PK/P	6-4	200	Fr.	Albany, Ga. (Deerfield-Windsor)
87	Travis Bell	PK	6-1	205	Fr.-R	Roswell, Ga. (Roswell)
13	Taylor Bennett	QB	6-3	213	Fr.	St. Louis, Mo. (Lafayette)
76	* Salih Besirevic	T	6-7	290	Jr.-R	Denver, Colo. (South)
8	** Damarius Bilbo	WR	6-3	225	Jr.-R	Moss Point, Miss. (Moss Point)
99	** Omar Billy	DT	6-2	278	Jr.-R	Orlando, Fla. (Colonial)
50	* Brad Brezina	G	6-2	275	So.-R	Greensboro, Ga. (Athens Academy)
55	David Brown	DL	6-3	255	Fr.	Madison, Ala. (Bob Jones)
9	Robby Brown	QB	6-1	180	Sr.-R	Blairsville, Ga. (Union County)
15	** Nathan Burton	FS	6-2	205	Sr.-R	Lilburn, Ga. (Greater Atlanta Christian)
22	*** James Butler	FS	6-3	210	Sr.	Climax, Ga. (Bainbridge)
4	Patrick Carter	QB	6-3	190	Fr.-R	St. Petersburg, Fla. (Lakewood)
52	Travis Chambers	LB	6-0	215	Fr.	Decatur, Ga. (Chamblee)
6	Pat Clark	WR	5-10	175	Fr.	Jacksonville, Fla. (Mandarin)
80	George Cooper	TE	6-5	259	So.-R	Westerville, Ohio (Westerville North)
40	Mike Cox	RB	6-2	248	Fr.	Lewisberry, Pa. (Red Land)
5	*** Nate Curry	WR	5-10	195	Sr.-R	Miami, Fla. (Monsignor Pace)
45	** P.J. Daniels	RB	5-10	210	Jr.-R	Houston, Texas (Elsik)
25	*** Dennis Davis	CB	6-0	185	Sr.	Atco, N.J. (Edgewood)
75	Kieran Delaney	OL	6-5	310	Fr.	Bristol, R.I. (Avon, Conn., Old Farms)
47	*** Jimmy Dixon	FB	6-1	225	Sr.-R	Arlington, Texas (Martin)
88	* Chris Dunlap	WR	5-11	200	So.	Miramar, Fla (Miramar)
68	** Andrew Economos	SN	6-1	232	Sr.-R	Atlanta, Ga. (Marist)
28	** Ajenavi Eziemefe	FB	6-1	225	Jr.	New Orleans, La. (Edna Karr)
26	Brian Fleuridor	CB	5-11	185	So.	Delray Beach, Fla. (Boca Raton)
64	Andrew Gardner	OL	6-6	255	Fr.	Tyrone, Ga. (Sandy Creek)
37	* Joe Gaston	S	5-10	195	So.	Marietta, Ga. (Walton)
27	Drew Gause	RB	5-8	205	Fr.	Spring, Texas (Spring)
3	Rashaun Grant	RB	5-10	192	Fr.-R	Tampa, Fla. (Jefferson)
93	Eric Griswold	P	6-1	200	So.-R	Marietta, Ga. (Kennesaw Mountain)
43	Justin Guadagni	FB	6-1	228	Fr.	Glassport, Pa. (South Allegheny)
58	Gary Guyton	LB	6-2	220	Fr.	Hinesville, Ga. (Bradwell Institute)
35	* KaMichael Hall	LB	6-0	225	So.	Houston, Texas (Klein Forest)
11	I-Perfection Harris	CB	5-10	175	So.-R	Staten Island, N.Y. (Poly Prep)
63	Marcus Harris	DT	6-1	262	Fr.-R	Decatur, Ga. (Lakeside)
56	** Eric Henderson	DE	6-3	265	Jr.-R	New Orleans, La. (Edna Karr)
72	** Brad Honeycutt	G	6-4	308	Jr.-R	Mesquite, Texas (Mesquite)
9	** Reuben Houston	CB	6-0	190	Jr.-R	Peachtree City, Ga. (Starr's Mill)
36	Eddie Ivery	WR	5-10	165	So.-R	Tampa, Fla. (Chamberlain)
32	*** Johnathan Jackson	FB	6-2	225	Sr.-R	Jacksonville, Fla. (Bolles)
66	Alex Johnson	LB	5-11	235	Fr.-R	Owensboro, Ky. (Daviess County)
21	Calvin Johnson	WR	6-4	215	Fr.	Tyrone, Ga. (Sandy Creek)
89	James Johnson	WR	6-0	180	Fr.	Oakland, Fla. (West Orange)
71	* Kenton Johnson	T	6-6	320	Sr.-R	Hollywood, Fla. (South Broward/Morris Brown)
23	Djay Jones	DB	6-1	185	Fr.	St. Mary's, Ga. (Camden County)



# ALPHABETICAL ROSTER

No.	Name	Pos.	Ht.	Wt.	Cl.	Hometown (High School)
33	* David Jordan	PK	6-4	210	So.-R	Columbus, Ga. (Brookstone)
67	Travis Kelly	C	6-0	264	So.-R	Warner Robins, Ga. (Warner Robins)
20	** Dawan Landry	SS	6-2	215	Jr.-R	Ama, La. (Hahnville)
17	Jamal Lewis	DB	6-0	182	Fr.	Jonesboro, Ga. (Jonesboro)
12	*** Mark Logan	WR/QB	5-11	200	Sr.-R	Greenwood, S.C. (Greenwood)
62	Jacob Lonowski	OL	6-5	290	Fr.	Elkhorn, Neb. (Elkhorn)
10	Kyle Manley	QB	6-2	185	Fr.	Buford, Ga. (Buford)
48	Michael Matthews	TE	6-4	265	So.-R	Cincinnati, Ohio (Sycamore)
81	* Xavier McGuire	WR	6-3	210	So.-R	Dallas, Texas (Carter)
73	Nate McManus	OL	6-4	290	Fr.	Birmingham, Ala. (Mountain Brook)
85	Jon Morrison	TE	6-5	235	Fr.	Marietta, Ga. (Marietta)
44	* Nick Moore	LB	6-1	228	So.	Arlington, Texas (Arlington)
98	LeShawn Newberry	DT	6-0	300	Fr.-R	Daytona Beach Fla. (Spruce Creek)
42	Adamm Oliver	DE	6-4	250	Fr.-R	New Port Richey, Fla. (Ridgewood)
79	Eddy Parker	T	6-4	275	Fr.-R	Burnet, Texas (Burnet)
94	** Travis Parker	DE	6-5	260	Jr.-R	Hacienda Heights, Calif. (Los Altos)
39	Kyle Pupello	LB	6-0	220	Fr.-R	Tampa, Fla. (Plant)
86	Jay Reid	FB	6-1	260	Jr.-R	Carnesville, Ga. (Franklin County)
18	** Chris Reis	LB	6-0	215	Jr.	Roswell, Ga. (Roswell)
61	Matt Rhodes	G	6-3	270	Fr.-R	Angleton, Texas (Angleton)
95	Darryl Richard	DL	6-4	285	Fr.	Destrehan, La. (Destrehan)
30	Avery Roberson	S	6-2	190	Fr.-R	Atlanta, Ga. (Washington)
90	Darrell Robertson	DE	6-5	205	Fr.	Jonesboro, Ga. (Jonesboro)
74	*** Leon Robinson	G	6-4	318	Sr.-R	Garden City, Ga. (Groves)
78	Travis Rogers	DE	6-2	230	Fr.-R	Wellington, Fla. (Wellington)
31	Robbie Rollins	WR	6-2	192	Jr.-R	Lyons, Ga. (Robert Toombs Christian Academy)
93	Arthur Rozier	LB	6-3	215	Fr.-R	Lithonia, Ga. (Lakeside)
59	David Sanborn	LB	6-1	215	Fr.-R	North Augusta, S.C. (North Augusta)
2	* Kenny Scott	CB	6-1	185	So.	Daytona Beach, Fla. (Seabreeze)
92	A.J. Smith	DE	6-6	225	Fr.	Tampa, Fla. (Jesuit)
16	David Smith	P	6-4	210	Sr.-R	Mt. Pleasant, S.C. (Wando)
84	* Gavin Tarquinio	TE	6-3	250	Jr.-R	Marietta, Ga. (Wheeler)
7	*** Levon Thomas	WR	6-0	195	Sr.	College Park, Ga. (Banneker)
14	* Andy Thomson	P	5-11	180	Sr.-R	Coral Springs, Fla. (Coral Springs)
65	*** Andy Tidwell-Neal	C	6-4	315	Sr.	Plymouth, Minn. (Wayzata)
69	Josh Tittle	DT	6-2	245	Fr.-R	Stone Mountain, Ga. (Stephenson)
60	Kevin Tuminello	C	6-4	275	Fr.-R	Youngstown, Ohio (Boardman)
34	Finesse Usher	CB	5-11	195	Fr.-R	Conyers, Ga. (Heritage)
77	*** Kyle Wallace	T	6-6	295	Sr.	Lawrenceville, Ga. (Collins Hill)
41	* Philip Wheeler	LB	6-2	215	So.	Columbus, Ga. (Shaw)
49	** Gerris Wilkinson	LB	6-3	230	Jr.-R	Oakland, Calif. (Skyline)
46	Eric Williams	DB/LB	6-3	200	Fr.	Metter, Ga. (Metter)
91	** Chirod Williams	DE	6-4	235	Sr.-R	Jacksonville, Fla. (Trinity Christian)
83	* Darius Williams	TE	6-6	270	Sr.-R	Clarkston, Ga. (Avondale)
29	Sam Williams	CB	5-11	190	So.	Atlanta, Ga. (Mays)
24	* Chris Woods	RB	5-10	190	Jr.	College Park, Ga. (Mays/Morris Brown)
97	* Mansfield Wrotto	DT	6-3	305	So.	Snellville, Ga. (Brookwood)

\* Denotes number of letter earned

# NUMERICAL ROSTER

No.	Name	Pos.	Ht.	Wt.	Cl.	Hometown (High School)
1	* Reggie Ball	QB	5-11	195	So.	Stone Mountain, Ga. (Stephenson)
2	* Kenny Scott	CB	6-1	185	So.	Daytona Beach, Fla. (Seabreeze)
3	Rashaun Grant	RB	5-10	192	Fr.-R	Tampa, Fla. (Jefferson)
4	Patrick Carter	QB	6-3	190	Fr.-R	St. Petersburg, Fla. (Lakewood)
5	*** Nate Curry	WR	5-10	195	Sr.-R	Miami, Fla. (Monsignor Pace)
6	Pat Clark	WR	5-10	175	Fr.	Jacksonville, Fla. (Mandarin)
7	*** Levon Thomas	WR	6-0	195	Sr.	College Park, Ga. (Banneker)
8	** Damarius Bilbo	WR	6-3	225	Jr.-R	Moss Point, Miss. (Moss Point)
9	** Reuben Houston	CB	6-0	190	Jr.-R	Peachtree City, Ga. (Starr's Mill)
9	Robby Brown	QB	6-1	180	Sr.-R	Blairsville, Ga. (Union County)
10	Kyle Manley	QB	6-2	185	Fr.	Buford, Ga. (Buford)
11	I-Perfection Harris	CB	5-10	175	So.-R	Staten Island, N.Y. (Poly Prep)
12	*** Mark Logan	QB/WR	5-11	200	Sr.-R	Greenwood, S.C. (Greenwood)
13	Taylor Bennett	QB	6-3	213	Fr.	St. Louis, Mo. (Lafayette)
14	* Andy Thomson	P	5-11	180	Sr.-R	Coral Springs, Fla. (Coral Springs)
15	** Nathan Burton	FS	6-2	205	Sr.-R	Lilburn, Ga. (Greater Atlanta Christian)
16	Kyle Belcher	PK/P	6-4	200	Fr.	Albany, Ga. (Deerfield-Windsor)
16	David Smith	P	6-4	210	Sr.-R	Mt. Pleasant, S.C. (Wando)
17	Jamal Lewis	DB	6-0	182	Fr.	Jonesboro, Ga. (Jonesboro)
18	** Chris Reis	LB	6-0	215	Jr.	Roswell, Ga. (Roswell)
20	** Dawan Landry	SS	6-2	215	Jr.-R	Ama, La. (Hahnville)
21	Calvin Johnson	WR	6-4	215	Fr.	Tyrone, Ga. (Sandy Creek)
22	*** James Butler	FS	6-3	210	Sr.	Climax, Ga. (Bainbridge)
23	Djay Jones	DB	6-1	185	Fr.	St. Mary's, Ga. (Camden County)
24	* Chris Woods	RB	5-10	190	Jr.	College Park, Ga. (Mays/Morris Brown)
25	*** Dennis Davis	CB	6-0	185	Sr.	Atco, N.J. (Edgewood)
26	Brian Fleuridor	CB	5-11	185	So.	Delray Beach, Fla. (Boca Raton)
27	Drew Gause	RB	5-8	205	Fr.	Spring, Texas (Spring)
28	** Ajenavi Eziemefe	FB	6-1	225	Jr.	New Orleans, La. (Edna Karr)
29	Sam Williams	CB	5-11	190	So.	Atlanta, Ga. (Mays)
30	Avery Roberson	S	6-2	190	Fr.-R	Atlanta, Ga. (Washington)
31	Robbie Rollins	WR	6-2	192	Jr.-R	Lyons, Ga. (Robert Toombs Christian Academy)
32	*** Johnathan Jackson	FB	6-2	225	Sr.-R	Jacksonville, Fla. (Bolles)
33	* David Jordan	PK	6-4	210	So.-R	Columbus, Ga. (Brookstone)
34	Finesse Usher	CB	5-11	195	Fr.-R	Conyers, Ga. (Heritage)
35	* KaMichael Hall	LB	6-0	225	So.	Houston, Texas (Klein Forest)
36	Eddie Ivery	WR	5-10	165	So.-R	Tampa, Fla. (Chamberlain)
37	* Joe Gaston	S	5-10	195	So.	Marietta, Ga. (Walton)
39	Kyle Pupello	LB	6-0	220	Fr.-R	Tampa, Fla. (Plant)
40	Mike Cox	RB	6-2	248	Fr.	Lewisberry, Pa. (Red Land)
41	* Philip Wheeler	LB	6-2	215	So.	Columbus, Ga. (Shaw)
42	Adamm Oliver	DE	6-4	250	Fr.-R	New Port Richey, Fla. (Ridgewood)
43	Justin Guadagni	FB	6-1	228	Fr.	Glassport, Pa. (South Allegheny)
44	* Nick Moore	LB	6-1	228	So.	Arlington, Texas (Arlington)
45	** P.J. Daniels	RB	5-10	210	Jr.-R	Houston, Texas (Elsik)
46	Eric Williams	DB/LB	6-3	200	Fr.	Metter, Ga. (Metter)
47	*** Jimmy Dixon	FB	6-1	225	Sr.-R	Arlington, Texas (Martin)
48	Michael Matthews	TE	6-4	265	So.-R	Cincinnati, Ohio (Sycamore)
49	** Gerris Wilkinson	LB	6-3	230	Jr.-R	Oakland, Calif. (Skyline)

# NUMERICAL ROSTER

No.	Name	Pos.	Ht.	Wt.	Cl.	Hometown (High School)
50	* Brad Brezina	G	6-2	275	So.-R	Greensboro, Ga. (Athens Academy)
52	Travis Chambers	LB	6-0	215	Fr.	Decatur, Ga. (Chamblee)
55	David Brown	DL	6-3	255	Fr.	Madison, Ala. (Bob Jones)
56	** Eric Henderson	DE	6-3	265	Jr.-R	New Orleans, La. (Edna Karr)
57	*** Tabugbo Anyansi	LB	6-1	225	Sr.	Austell, Ga. (Pebblebrook)
58	Gary Guyton	LB	6-2	220	Fr.	Hinesville, Ga. (Bradwell Institute)
59	David Sanborn	LB	6-1	215	Fr.-R	North Augusta, S.C. (North Augusta)
60	Kevin Tuminello	C	6-4	275	Fr.-R	Youngstown, Ohio (Boardman)
61	Matt Rhodes	G	6-3	270	Fr.-R	Angleton, Texas (Angleton)
62	Jacob Lonowski	OL	6-5	290	Fr.	Elkhorn, Neb. (Elkhorn)
63	Marcus Harris	DT	6-1	262	Fr.-R	Decatur, Ga. (Lakeside)
64	Andrew Gardner	OL	6-6	255	Fr.	Tyrone, Ga. (Sandy Creek)
65	*** Andy Tidwell-Neal	C	6-4	315	Sr.	Plymouth, Minn. (Wayzata)
66	Alex Johnson	LB	5-11	235	Fr.-R	Owensboro, Ky. (Davie County)
67	Travis Kelly	C	6-0	264	So.-R	Warner Robins, Ga. (Warner Robins)
68	** Andrew Economos	SN	6-1	232	Sr.-R	Atlanta, Ga. (Marist)
69	Josh Tittle	DT	6-2	245	Fr.-R	Stone Mountain, Ga. (Stephenson)
70	Elris Anyaibe	DL	6-3	275	Fr.	DeSoto, Texas (DeSoto)
71	* Kenton Johnson	T	6-6	320	Sr.-R	Hollywood, Fla. (South Broward/Morris Brown)
72	** Brad Honeycutt	G	6-4	308	Jr.-R	Mesquite, Texas (Mesquite)
73	Nate McManus	OL	6-4	290	Fr.	Birmingham, Ala. (Mountain Brook)
74	*** Leon Robinson	G	6-4	318	Sr.-R	Garden City, Ga. (Groves)
75	Kieran Delaney	OL	6-5	310	Fr.	Bristol, R.I. (Avon, Conn., Old Farms)
76	* Salih Besirevic	T	6-7	290	Jr.-R	Denver, Colo. (South)
77	*** Kyle Wallace	T	6-6	295	Sr.	Lawrenceville, Ga. (Collins Hill)
78	Travis Rogers	DE	6-2	230	Fr.-R	Wellington, Fla. (Wellington)
79	Eddy Parker	T	6-4	275	Fr.-R	Burnet, Texas (Burnet)
80	George Cooper	TE	6-5	259	So.-R	Westerville, Ohio (Westerville North)
81	* Xavier McGuire	WR	6-3	210	So.-R	Dallas, Texas (Carter)
83	* Darius Williams	TE	6-6	270	Sr.-R	Clarkston, Ga. (Avondale)
84	* Gavin Tarquinio	TE	6-3	250	Jr.-R	Marietta, Ga. (Wheeler)
85	Jon Morrison	TE	6-5	235	Fr.	Marietta, Ga. (Marietta)
86	Ben Arndt	PK	6-0	180	Jr.	Young Harris, Ga. (Union County/Tusculum)
86	Jay Reid	FB	6-1	260	Jr.-R	Carnesville, Ga. (Franklin County)
87	Travis Bell	PK	6-1	205	Fr.-R	Roswell, Ga. (Roswell)
88	* Chris Dunlap	WR	5-11	200	So.	Miramar, Fla (Miramar)
89	James Johnson	WR	6-0	180	Fr.	Oakland, Fla. (West Orange)
90	Darrell Robertson	DE	6-5	205	Fr.	Jonesboro, Ga. (Jonesboro)
91	** Chirod Williams	DE	6-4	235	Sr.-R	Jacksonville, Fla. (Trinity Christian)
92	A.J. Smith	DE	6-6	225	Fr.	Tampa, Fla. (Jesuit)
93	Eric Griswold	P	6-1	200	So.-R	Marietta, Ga. (Kennesaw Mountain)
93	Arthur Rozier	LB	6-3	215	Fr.-R	Lithonia, Ga. (Lakeside)
94	** Travis Parker	DE	6-5	260	Jr.-R	Hacienda Heights, Calif. (Los Altos)
95	Darryl Richard	DL	6-4	285	Fr.	Destrehan, La. (Destrehan)
96	* Joe Anoai	DT	6-3	255	So.	Pensacola, Fla. (Escambia)
97	* Mansfield Wrotto	DT	6-3	305	So.	Snellville, Ga. (Brookwood)
98	LeShawn Newberry	DT	6-0	300	Fr.-R	Daytona Beach, Fla. (Spruce Creek)
99	** Omar Billy	DT	6-2	278	Jr.-R	Orlando, Fla. (Colonial)

\* Denotes number of letter earned



# TECH TIDBITS



The earliest football uniforms did not include numbers, like the 1917 model worn by Everett Strupper (left). Georgia Tech wore navy blue jerseys with gold pants at Grant Field in the 1940s.




Head coach Bobby Dodd with quarterback Darrell Crawford, 1950.



The most well-known Georgia Tech uniform is the combination of white jersey, gold pants and gold helmet (above center) that the Jackets wore during their 1950s heyday. Tech switched to a white helmet in 1964-65 (Lenny Snow, above left), and then returned to the gold helmet in 1967 (Kim King, right), adding a stripe and a GT logo.



Tech wore various gold jerseys with white or gold helmets from 1968-71. From left, Brent Cunningham in 1971, Rock Perdoni in 1969 and Larry Good in 1968.



To go along with their new commitment to the head coach, the Cowboys introduced new uniforms in '64. [Tex] Schramm, always keenly attuned to images and appearances, was displeased with the old look. He borrowed from several sources to arrive at the new look. "I wanted to get away from white pants," he said. "I liked Green Bay's uniform, with the gold pants. Then I saw Georgia Tech. They also had gold pants, but they had a real good looking white jersey with the numbers on top of the shoulder pads rather than on the arms. I thought that look was terrific. I copied Georgia Tech for the Cowboy uniform."

**From Cotton Bowl Days: Growing up with Dallas and the Cowboys in the 1960s by John Eisenberg**



# TECH TIDBITS



All-American Randy Rhino in 1972 (right) and then in 1974 (left). Notice the stripe on the helmet in the earlier photo.



Tech wore black jerseys with gold pants under head coach Bill Curry (1980-86). The 1984 helmet (above right) was plain gold, while the 1985 version (above left) featured a black GT and stripe for the members of the Black Watch club only.





From 1987-94, Tech's home jersey was navy blue, worn with gold pants (1987, 1992-94) or white pants (1988-91). The Jackets have occasionally worn gold jerseys (right) since 1993.



The Jackets have worn all white on a few occasions in recent years, including the 2002 Silicon Valley Football Classic.



**THE LATEST FASHION:** Above, Tech seniors model the 2003 uniform as the Jackets returned to blue numerals on the white and gold jerseys. The 2004 version (right) is slightly different.



Thanks to an NCAA rule change, Tech resumed wearing white jerseys, gold pants and gold helmets, home and away, in 1995.



Georgia Tech debuted white jerseys with gold numerals in the 1997 Carquest Bowl.

## TECH BY THE NUMBERS

- 1** Georgia Tech head coaches who have led the Yellow Jackets to a bowl game in their first two seasons: Chan Gailey in 2002 and 2003
- 4** National Championships won by Georgia Tech (1917, 1928, 1952, 1990)
- 5** Number of Tech players to be named ACC Rookie of the Year, including 2003 honoree Reggie Ball
- 7** Consecutive bowl games in which Tech has played, a school record
- 8** Number of Yellow Jackets on the 2003 ACC All-Academic football team, more than any other school
- 9** Number of current Division I-A head coaches, including Chan Gailey, who have been head coaches in the NFL
- 11** Georgia Tech is one of 11 schools in the nation to play in a bowl game each of the last seven years
- 15** Conference Championships won by Georgia Tech (2 ACC, 5 SEC, 3 Southern, 5 SIAA)
- 16** Number of ESPN Thursday night games Georgia Tech has played; the Yellow Jackets have another one this season
- 21** Bowl victories by Georgia Tech (only five schools have won more)
- 21.84** Dennis Davis' time in the indoor 200 meters at the 2003 ACC Championships, in which he placed second
- 22** Round in which Damarius Bilbo was selected by the Milwaukee Brewers in the 2001 Major League Baseball draft
- 47** Georgia Tech players who have earned first-team all-America honors
- 50** Number worn by freshman defensive tackle Brad Brezina, the same number donned by his father, Greg Brezina, for the Atlanta Falcons.
- 307** Number of yards gained by P.J. Daniels against Tulsa in the Humanitarian Bowl, an NCAA bowl game record
- 623** Number of all-time victories by Georgia Tech, which ranks 18th in the nation
- 1913** Year in which Bobby Dodd Stadium at Historic Grant Field was first built, making it the oldest on-campus stadium in NCAA Division I-A
- 55,000** Capacity of Bobby Dodd Stadium at Grant Field

## THREE ALL-ACC SELECTIONS RETURN

Three Yellow Jackets who made the 2003 all-Atlantic Coast Conference honors return for Georgia Tech in tailback PJ Daniels, who led the league in rushing, defensive end Eric Henderson, who was the ACC leader in sacks, and free safety James Butler, who was second in the ACC in interceptions.

All three were also named to the ACC All-Academic football team, along with defensive end Gerris Wilkinson, wide receiver Nate Curry and safety Chris Reis.

Tech also features the reigning ACC Rookie of the Year in quarterback Reggie Ball.

## POSITION CHANGES

Georgia Tech returns seven starters on defense, but two of those returnees have changed positions.

Junior Gerris Wilkinson, who had 47 tackles and 12 tackles for loss at defensive end last season, returns to his more natural linebacker position, where Tech must replace all three starters. Wilkinson had moved to from linebacker to defensive end prior to last season.

Wilkinson's move opened up a defensive end spot for junior Travis Parker, who earned honorable mention all-ACC recognition at defensive tackle.

Also making a move is junior Chris Reis, who switches from safety, where he was the top backup, to a starting position at outside linebacker.

## SCHOOL-RECORD SEVENTH STRAIGHT BOWL

With its Humanitarian Bowl victory, Georgia Tech set a school record by playing in a bowl game for the seventh consecutive year.

On their current streak, the Yellow Jackets have also played in the 1997 Carquest Bowl, the 1999 and 2000 Toyota Gator Bowls, the 2000 Chick-fil-A Peach Bowl, the 2001 Seattle Bowl and the 2002 Silicon Valley Classic. Tech's previous high was six straight bowl games from 1951-56 under legendary coach Bobby Dodd.

Georgia Tech is one of just 11 schools in the nation to play in a bowl each of the last seven years. Florida State and Virginia Tech are the only other Atlantic Coast Conference schools in this elite group. The list also includes Florida, Georgia, Kansas State, Michigan, Nebraska, Oregon, Purdue and Tennessee.

Interestingly, the last five national champions (LSU, Southern Cal, Ohio State, Miami and Oklahoma) cannot make this claim.

## SEVENTH STRAIGHT WINNING SEASON

Georgia Tech recorded its seventh straight winning season in 2003, the second-longest string in school history, and the longest since Tech had 15 consecutive winning seasons from 1908-1922 under John Heisman and William Alexander.

## BOWLING 'EM OVER

After its Humanitarian Bowl victory, Georgia Tech now owns the nation's best winning percentage in bowl games, among teams with at least 20 bowl appearances. Tech's record now stands at 21-11 for a winning percentage of .656 in postseason play. The Jackets lead Penn State (23-12-2, .649) and Southern California (27-15, .643).

Tech ranks sixth all-time in bowl victories with 21 and 13th in appearances with 32.



# TECH TIDBITS

In 1955, the Jackets were the first team to win each of the four traditional major bowls—Rose, Orange, Sugar and Cotton.

## BEST BOWL WINNING PERCENTAGE

1. GEORGIA TECH .....	21-11	.656
2. Penn State .....	23-12-2	.649
3. Southern California .....	27-15	.643
4. Oklahoma .....	23-13-1	.635
5. Mississippi .....	19-12	.613

## MOST BOWL VICTORIES

1. Alabama .....	29
2. Southern California .....	27
3. Penn State .....	23
Tennessee .....	23
Oklahoma .....	23
6. GEORGIA TECH .....	21

## SEVEN BOWL TEAMS ON 2004 SCHEDULE

Georgia Tech played eight of its 13 games against bowl teams last season, including victories over Auburn, NC State, Maryland and Tulsa. The Jackets also faced Florida State, Clemson, Virginia and Georgia.

Tech's 2004 slate includes seven of 11 games against teams that played in bowl games in 2003: Clemson, Georgia, Maryland, Miami, NC State, Virginia and Virginia Tech.

## GOLD RUSH

After posting one of the top rushing seasons in Georgia Tech and ACC history, junior tailback P.J. Daniels vaulted into 12th place on the Yellow Jackets' career rushing list.

Daniels gained 1,447 yards last fall, the second-best season total in Tech history (Eddie Lee Ivery, 1,562 in 1978) and fourth-best in ACC annals.

Player .....	Years	Att.	TD	Yards
1. Robert Lavette .....	1981-84	914	45	4,066
2. Jerry Mays .....	1985-89	695	18	3,699
3. Eddie Lee Ivery .....	1975-78	609	22	3,517
4. Joe Burns .....	1998-01	614	31	2,634
5. C.J. Williams .....	1994-96	539	20	2,365
6. David Sims .....	1974-76	379	21	2,274
7. William Bell .....	1989-93	418	14	2,026
8. Leon Hardeman .....	1951-53	337	22	1,794
9. Ronny Cone .....	1979-83	381	11	1,777
10. Joe Hamilton .....	1996-99	501	18	1,758
11. Lenny Snow .....	1965-67	445	18	1,743
12. P.J. Daniels .....	2002-	355	12	1,702

## THROWN FOR A LOSS

After just two seasons, junior defensive end Eric Henderson is climbing Tech's career lists for tackles for loss and sacks.

Last season, the New Orleans, La., native set a Tech season record with 24 tackles for loss. He has 39 career tackles for loss to rank fifth in Yellow Jacket annals.

Henderson has 16 career sacks, including an ACC-leading 11 a year ago. He ranks eighth on Tech's career list.

## BUTLER, HENDERSON, DANIELS EARN PRESEASON ALL-AMERICA RECOGNITION

Senior free safety James Butler, junior defensive end Eric Henderson and junior tailback P.J. Daniels headline the list of Yellow Jackets to earn preseason honors from various publications.

Butler is a preseason first-team all-America selection by Phil Steele's College Football, as well as a third-team pick by Athlon Sports and Street & Smith's, which also tabbed him as a top candidate for the Jim Thorpe Award, for which he was a semifinalist last year. He was rated the best safety in the ACC by TSN, and the best in the nation by Phil Steele's.

Henderson is a preseason second-team all-America by Athlon and Street & Smith's, which identified him as a candidate for the Outland Trophy, Lombardi Award, Bednarik Award and Nagurski Award.

Daniels was rated an honorable mention all-America and Doak Walker Award candidate by Street & Smith's. He was ranked the best running back between the tackles in the ACC.

Butler, Henderson and Daniels were consensus first-team all-ACC picks.

Senior tackle Kyle Wallace was named second-team all-ACC by The Sporting News and Street & Smith's as well as third team by Athlon Sports.

Several other Yellow Jackets were tabbed to Street & Smith's honorable mention all-America team, including quarterback Reggie Ball, wide receiver Nate Curry and defensive linemen Travis Parker and Mansfield Wrotto.

TECH CAREER SACKS .....	Years	TFL	Yds
1. Greg Gathers .....	1999-02	31	210
2. Coleman Rudolph .....	1989-92	28.5	200
3. Marco Coleman .....	1989-91	27.5	162
4. Pat Swilling .....	1982-85	23	194
5. Felipe Claybrooks .....	1997-00	20	156
6. Tom Johnson .....	1990-93	17.5	102
7. Nick Rogers .....	1998-01	16.5	131
8. Eric Henderson .....	2002-	16	107

TECH CAREER TACKLES FOR LOSS .....	Years	TFL	Yds
1. Greg Gathers .....	1999-02	57	290
2. Coleman Rudolph .....	1989-92	52	285
3. Marco Coleman .....	1989-91	50	215
4. Daryl Smith .....	2000-02	48	129
5. Keyaron Fox .....	2000-02	40	137
6. Eric Henderson .....	2002-	39	120

TECH SEASON TACKLES FOR LOSS .....	Year	TFL	Yds
1. Eric Henderson .....	2003	24	91
2. Marco Coleman .....	1991	21	90
Pat Swilling .....	1985	21	130

TECH SEASON SACKS .....	Year	Sacks	Yds
1. Pat Swilling .....	1985	15	119
2. Greg Gathers .....	2000	13	89
Coleman Rudolph .....	1991	13	87
4. Marco Coleman .....	1990	12.5	59
5. Eric Henderson .....	2003	11	67



**ACROSS THE USA:** Eighteen different states are represented on the Georgia Tech roster, including (from left) Minnesota (Andy Tidwell-Neal), Louisiana (Ajenavi Eziemefe), Florida (Joe Anoai), Ohio (Kevin Tuminello) and Texas (KaMichael Hall).

## THURSDAY NIGHT LIVE

For the 12th year in a row, Georgia Tech will be featured in ESPN's Thursday night, national television package. This fall, the Yellow Jackets will make their 17th appearance, more than any other school in the nation.

The Yellow Jackets had two Thursday night games last season, falling at Brigham Young and then defeating Maryland.

Tech has an 8-8 record when playing in ESPN's Thursday night games, and all but five of the games have been in Atlanta.

Maryland has been Tech's most frequent Thursday night opponent as this year's game was the sixth such affair between the two schools since 1995, with each team winning three.

### ESPN THURSDAY NIGHT GAMES

Year	Opponent.....	Result
1991	#20 Virginia .....	hW 24-21
1993	#25 Virginia .....	hL 35-14
1994	#7 Arizona .....	hL 19-14
1995	#16 Maryland .....	hW 31-3
1996	Duke .....	hW 48-22
1996	at Maryland .....	aL 13-10
1997	#5 North Carolina .....	hL 16-13
1998	at Clemson .....	aW 24-21
1999	Maryland .....	hW 49-31
2000	at NC State .....	(ot) aL 30-23
2000	Virginia .....	hW 35-0
2001	Maryland .....	(ot) hL 20-17
2001	North Carolina .....	hW 28-21
2002	at Maryland .....	aL 34-10
2003	at Brigham Young .....	aL 13-24
2003	Maryland .....	hW 7-3
2004	Virginia Tech .....	Thursday, Oct. 28

## 623 AND COUNTING

Georgia Tech has an all-time record of 623-421-43 (.594). Entering their 112th year of intercollegiate competition, the Yellow Jackets rank 18th among all Division I-A teams in all-time victories.

## NFL HEAD COACHING EXPERIENCE

Georgia Tech's third-year head coach Chan Gailey has 30 years of coaching experience, including 14 years in the National Football League. Gailey spent two years (1998-99) as head coach of the Dallas Cowboys, compiling an 18-14 regular-season record and leading the Cowboys to the playoffs both years, including the 1998 NFC Eastern Division title.

Gailey is one of nine current head coaches in NCAA Division I-A who have previous head coaching experience in the NFL. The others are Rich Brooks (Kentucky), Bill Callahan (Nebraska), Pete Carroll (Southern California), Mike Riley (Oregon State), Al Groh (Virginia), Lou Holtz (South Carolina), June Jones (Hawaii), and John Robinson (UNLV).

Of those nine, only Gailey and Robinson (Los Angeles Rams) have led a team to the NFL playoffs and compiled a winning NFL record. Groh (New York Jets, 2001) had a winning record in one NFL season but did not reach the playoffs, while Callahan led the Oakland Raiders to the playoffs once but did not compile a winning record.

## NEW FACES ON COACHING STAFF

Georgia Tech has two new faces on its coaching staff, both on the defensive side of the ball. Giff Smith joined the Tech staff from Tulane and will coach Tech's defensive line, while Brian Jean-Mary (pronounced jon-muh-REE), who came from North Alabama, will tutor the Rambling Wreck linebackers. Jon Tenuta enters his third season as Tech's defensive coordinator.

On offense, quarterbacks coach Patrick Nix has been elevated to offensive coordinator, while wide receivers coach Buddy Geis has been promoted to assistant head coach.

# PLAYER PROFILES



## Joe ANOAI

**Defensive Tackle**  
**6-3, 255 · So.**  
**Pensacola, Fla.**

**96**

**AT TECH:** Defensive line prospect with good quickness . . . Emerged from spring as a starter at defensive tackle after playing both end and tackle last season . . . Earned playing time as a true freshman and gained valuable experience.

**2003:** Had his most productive game in the Humanitarian Bowl with two fumble recoveries and two tackles for loss, including a sack, against Tulsa . . . Made eight tackles on the season . . . Had a season-best three tackles with one tackle for loss against Maryland . . . Added two tackles against Duke . . . Played in 11 of 13 games . . . Missed the North Carolina game due to injury.

**HIGH SCHOOL:** Rated the No. 80 player in Florida by BorderWars . . . Second-team all-state (Class 5-A) by the Florida Sportswriters Association . . . Defensive Player of the Year by the *Pensacola News Journal* . . . First-team all-Northwest Florida . . . Made 120 tackles as a senior, with 12 sacks, six forced fumbles and two interceptions . . . Added 96 tackles and six sacks as a junior . . . Coached by Ronnie Gilliland at Escambia High . . . Played his first three years at Pensacola Catholic.

**PERSONAL:** Full name is Leati Joseph Anoaï (last name

pronounced an-uh-WHY-ee) . . . Mother is Patricia Anoaï . . . Brother ("Rosey") and cousin ("Rikishi") are professional wrestlers in the WWE . . . Born May 25, 1985 . . . Majoring in Management.

### CAREER STATISTICS

Year.....	G-GS	P-A	Total	TFL	Sck	FC	FR	Int	PB
2003 .....	11-0	5-3	8	3-10	1-7	0	2-0	0	0

### CAREER HIGHS

**Tackles:** 3 vs. Maryland, 2003

**TFL:** 2 vs. Tulsa, 2003

**FR:** 2 vs. Tulsa, 2003



## Tabugbo ANYANSI

**Linebacker**  
**6-1, 225 · Sr.**  
**Austell, Ga.**

**57**

**AT TECH:** Experienced backup linebacker with good speed . . . Has played both outside and middle linebacker . . . Also plays on special teams.


**2003:** Credited with seven tackles in 2003 . . . Had a career-high three tackles in Tech's win over North Carolina . . . Hampered by nagging injuries during the first half of the 2002 season but returned to become a special teams contributor . . . Played in seven games and made three tackles . . . Was pressed into action as a true freshman in 2001 . . . Played most of the game against Duke following injuries to Daryl Smith and Ather Brown . . . Had a tackle for loss against Duke . . . Also saw some action on special teams.

**HIGH SCHOOL:** Named to the Marvelous Metro 11, the Super Southern 100 and the Top 50 in Georgia by the *Atlanta Journal-Constitution* . . . Tabbed to Max Emfinger's Super 20 in Georgia . . . Ranked among the Top 100 players in the South by BorderWars.com . . . All-Southeast Region by *Prep Star* . . . First-team all-state (Class AAAA) by the AJC and the *Augusta Chronicle* . . . Collected 81 tackles, four sacks, four fumble recoveries and two interceptions as a senior . . . Also punted 26 times for a 40-yard average . . . As a junior had 80 tackles, six sacks and two blocked punts . . . Four-year letterwinner for coach Chuck Stines at Pebblebrook High . . . Chosen for Georgia-Florida All-Star Game.

**PERSONAL:** Tabugbo Anyansi . . . Pronounced tie-BOO-bo on-YON-zee . . . Native of Nigeria . . . Parents are Ikebudu and Louisa Anyansi . . . Born October 4, 1981 . . . Majoring in Management.

### CAREER STATISTICS

Year.....	G-GS	P-A	Total	TFL	Sck	FC	FR	Int	PB
2001 .....	4-0	0-1	1	1-1	0	0	0	0	0
2002 .....	7-0	3-0	3	0	0	0	0	0	0
2003 .....	11-0	4-3	7	0	0	0	0	0	0
Total .....	22-0	7-4	11	1-1	0	0	0	0	0



**Senior  
linebacker  
Tabugbo  
Anyansi**



# PLAYER PROFILES



## Ben ARNDT

**Placekicker**

**6-0, 180 • Jr.**


**Young Harris, Ga.**

**86**

**AT TECH:** Placekicker who joined the squad as a walk-on for spring practice.

**HIGH SCHOOL:** Transferred to Tech from Tusculum . . . Prepped at Union County High.

**PERSONAL:** Full name is Benjamin Forrest Arndt . . . Majoring in Industrial Engineering.



## Reggie BALL

**Quarterback**

**5-11, 195 • So.**

**Stone Mountain, Ga.**

**1**


**AT TECH:** Athletic, play-making quarterback and the reigning Atlantic Coast Conference Rookie of the Year . . . Tech's first ACC Rookie of the Year winner since tailback Jimmy Lincoln in 1991 and fifth overall . . . Second-team Freshman All-America by *The Sporting News*, which also tabbed him the Offensive Freshman of the Year in the ACC . . . Started every game as a true freshman and impressed with his poise and play-making ability . . . The first true freshman in Georgia Tech history to start at quarterback in the Yellow Jackets' season opener . . . Rated among the nation's Top 25 quarterbacks in *Lindy's* preseason magazine.

**2003:** Set Georgia Tech records for passing yards (1,996), pass completions (181) and total offense (2,380) by a freshman . . . Completed 52 percent of his passes with 10 touchdowns and 11

interceptions . . . Tech's second-leading rusher with 139 carries for 384 yards and three touchdowns . . . Named ACC Rookie of the Week five times during the season . . . Played every offensive snap of the season (785 plays) before being injured late in the first half against Georgia in the regular-season finale . . . Also injured for the second half of Tech's Humanitarian Bowl victory over Tulsa, in which he completed just four passes for 16 yards as the Jackets dominated on the ground.

Directed Tech to a win over 17th-ranked Auburn and was named ACC Rookie of the Week as he passed for 149 yards on just nine completions and also rushed for 26 yards . . . Set the tone for the game by completing a 54-yard strike to Nate Curry on Tech's first offensive play, setting up a field goal . . . On Tech's second-quarter touchdown drive, he alertly recovered a teammate's fumble, converted a fourth-and-one with a quarterback sneak, then rushed 12 yards down to the one-yard line to set up the score . . . In the second half, he threw a 26-yard touchdown pass to Mark Logan.

Earned his second ACC Rookie of the Week award after leading Tech to a comeback win over Vanderbilt . . . Became just the third signal caller in school history to rush and pass for 100



**ACC Rookie of the Year Reggie Ball set Tech freshman records for passing yards and total offense.**

# PLAYER PROFILES

yards in the same game as he passed for 108 yards and a touchdown and rushed for 103 and a score against the Commodores . . . Trailing 17-10, Tech took over at its own 11-yard line with 2:12 to play, and on third-and-three at the 18, Ball scrambled, then raced 45 yards down the sideline for a first down at the Vandy 37 . . . Five plays later, Ball hit tight end John Paul Foschi for a six-yard touchdown to tie the score with 32 seconds left . . . Accounted for 86 yards on the 89-yard drive with 54 yards rushing and 32 yards passing on four completions . . . On the first play of overtime, Ball faked right, then bootlegged left and dove into the end zone for a 25-yard touchdown.

Earned his third Rookie award after leading Tech to a 29-21 win over NC State, in which he passed for two touchdowns and rushed for another score, completing 24 of 37 passes for a career-high 283 yards with no interceptions . . . Threw a 42-yard touchdown pass to Jonathan Smith, and then threw a perfect fade pass to a diving Nate Curry in the end zone for a five yard touchdown pass with just 15 seconds left in the first half . . . Added a four-yard touchdown run with 12 minutes left that helped seal the win . . . Was 8-for-11 for 106 yards on third down plays, including successful conversions on five occasions when Tech faced third and seven or more yards.

Passed for 225 yards and two touchdowns to lead the Jackets to a win at Wake Forest and claim his fourth ACC Rookie of the Week award . . . Threw a 10-yard touchdown pass to tight end John Paul Foschi and a 65-yard scoring pass--his longest completion of the season--to Jonathan Smith in the game.

Threw a season-high three touchdown passes in Tech's win over North Carolina while rushing for 53 yards to earn his fifth ACC Rookie of the Week award . . . Passed for just 98 yards in the Jackets' win over Maryland, but threw a four-yard scoring pass to Jonathan Smith for the game's only touchdown.

In his debut against Brigham Young, he completed 15 of 24 passes for 147 yards while rushing five times for 39 yards . . . Most impressive play was a 33-yard run down to the BYU four-yard line to set up a score . . . Was not enrolled for spring practice and was named the starter less than four weeks after arriving on campus.

**HIGH SCHOOL:** Named to the Super Southern 100 and Top 50 in Georgia by the *Atlanta Journal-Constitution* . . . Also named first-team all-state (5A) and DeKalb County Offensive Player of the Year by the *AJC* . . . Rated the No. 33 player in Georgia by *BorderWars.com* . . . Ranked among the nation's top 15 all-purpose quarterbacks by *Rivals* . . . All-region selection by *PrepStar* . . . Passed for more than 2,000 yards as a senior with 19 touchdowns and just two interceptions . . . Added 1,300 yards passing and 13 touchdowns along with 700 yards rushing and 13 scores as a junior . . . Played for coach Ron Gartrell at Stephenson High.

**PERSONAL:** Full name is Reggie Lewis Ball . . . Born Oct. 6, 1984 . . . Parents are Reggie Ball and Catherine Geiger . . . Majoring in Management.

## GAME-BY-GAME STATISTICS

2003	C-A	Yds	TD	Int	LP	Rsh	Yds	TD	LP	TO-TD	Sk
BYU*	15-24	147	0	1	32	5	39	0	33	186-0	1
Aub*	9-21	149	1	0	54	9	26	0	12	175-1	1
FSU*	11-24	116	0	1	27	13	-17	0	9	99-0	6
Clem*	19-42	248	0	1	52	14	6	0	15	254-0	5
Van*	11-22	108	1	2	49	10	103	1	45	211-2	1

NCS*	24-37	283	2	0	42	16	-7	1	23	276-3	5
WF*	12-24	225	2	0	65	8	22	0	15	247-2	1
Md*	12-28	98	1	1	12	16	46	0	15	144-1	1
Duke*	27-47	247	0	3	39	8	26	1	8	273-1	0
UNC*	13-25	122	3	0	30	12	53	0	10	175-3	1
UVa*	16-30	157	0	1	16	12	46	0	15	203-0	1
Georgia*	8-16	80	0	1	21	12	49	0	10	129-0	2
Tulsa*	4-10	16	0	0	6	4	-8	0	4	8-0	1

**TD PASSES:** 26AU (Logan), 6VAN (Foschi), 42NCS (JSmith), 5NCS (Curry); 10WF (Foschi); 65WF (JSmith); 4MD (JSmith); 8NC (Daniels); 16NC (Curry); 30NC (JSmith)

**TD RUSHING:** 25VAN (OT), 4NCS, 1DU

## CAREER STATISTICS

Passing	G-GS	Eff	Att-Cm	Int	Pct	Yds	TD	LP	PG
2003	13-13	102.8	350-181	11	.517	1996	10	65	153.5

Rushing	G	Att	Yds	Avg	TD	LP	Ply	TO	PG	TDR
2003	13	139	384	2.8	3	45	489	2380	183.1	13

## CAREER HIGHS

**Pass Attempts:** 47 vs. Duke, 2003 (27 cmp)

**Pass Completions:** 27 vs. Duke, 2003 (47 att)

**Yards Passing:** 283 vs. NC State, 2003

**TD Passes:** 3 vs. North Carolina, 2003

**Long Pass:** 65 vs. Wake Forest, 2003

**Rushing Attempts:** 16 vs. NC State (-7 yds), Maryland (46 yds), 2003

**Yards Rushing:** 103 vs. Vanderbilt, 2003 (10 att)


**TD Rushing:** 1 vs. Vanderbilt, NC State, Duke, 2003

**Long Rush:** 45 vs. Vanderbilt, 2003

**Total Plays:** 56 vs. Clemson, 2003

**Total Offense:** 276 vs. NC State (283 pass, -7 rush), 2003

**TDR:** 3 vs. NC State, 2003 (2 pass, 1 rush); North Carolina, 2003 (3 pass)



**Travis  
BELL**

**Placekicker**

**6-1, 205 • Fr.-R**

**Roswell, Ga.**

**87**

**AT TECH:** Will compete to be Tech's starting placekicker, battling David Jordan and freshman Kyle Belcher . . . Was the most consistent kicker in the spring . . . Joined the program as a walk-on in 2003 and took a redshirt year.

**HIGH SCHOOL:** First-team all-state punter in Class AAAAA by the *Atlanta Journal-Constitution* . . . Also earned all-county honors as both punter and placekicker . . . Hit 8-of-11 field goals and 26-of-28 extra points as a senior while averaging 42 yards per punt . . . Three-year letterman for coach Tim McFarlin at Roswell High . . . Also a four-year letterwinner in soccer, earning all-county and all-region honors as a goalie.



# PLAYER PROFILES

**PERSONAL:** Full name is Travis Ausburn Bell . . . Son of Bill Bell and Beverly Turner . . . Born December 16, 1984 . . . Majoring in Management . . . . Named to the 2003-04 ACC Academic Honor Roll.



**Taylor  
BENNETT**

**Quarterback**  
**6-3, 213 · Fr.**  
**St. Louis, Mo.** **13**

**AT TECH:** Left-handed quarterback who enrolled at Tech for the spring semester after graduating from high school in December, 2003 . . . Participated in spring practice . . . Displayed poise and a very strong arm.

**HIGH SCHOOL:** Named to the Missouri Top 20 by Rivals.com . . . Tabbed to the *St. Louis Post-Dispatch* Super 30 team . . . Coached by Mick Picataggio at Lafayette High . . . Passed for 1,014 yards as a senior.

**PERSONAL:** Full name is Taylor J. Bennett . . . Son of Wendy Jones and David Bennett . . . Born September 12, 1985 . . . Majoring in International Affairs.




**Salih  
BESIREVIC**

**Tackle**  
**6-7, 290 · Jr.-R**  
**Denver, Colo.** **76**

**AT TECH:** Tech's most improved offensive lineman in the spring who is the likely starter at right tackle . . . Has played both tackle and guard as a backup. . . Played in one game in 2003 and two in 2002 . . . Moved to the offensive line in the spring of 2002 after playing tight end during a redshirt season in 2001.

**HIGH SCHOOL:** The No. 22 prospect in Colorado by the *Denver Post* . . . All-state and all-conference selection . . . Caught 27 passes for 579 yards and nine touchdowns as a senior . . . Added nine receptions for 450 yards and seven touchdowns as a junior . . . Team captain for coach Herman White at South High . . . Played football for the first time as a sophomore.

**PERSONAL:** Salih Besirevic . . . Pronounced SA-lee buh-SHEER-uh-vich . . . Parents are Nedim and Nadira Besirevic . . . Native of Bosnia who moved to the U.S. with his family in 1997 . . . Born April 16, 1983 . . . Majoring in Management.




**Damarius  
BILBO**

**Wide Receiver**  
**6-3, 225 · Jr.-R**  
**Moss Point, Miss.** **8**

**AT TECH:** Excellent athlete who moved to wide receiver last fall after two years at quarterback . . . Was Tech's backup quarterback in 2002 and battled for the starting job in the 2003 preseason before moving to receiver . . . Has to potential to be an outstanding receiver.

**2003:** Saw his first significant action at receiver against Vanderbilt, when he also made his first reception, a 49-yard completion from Reggie Ball . . . Also had a six-yard reception against NC State.

**2002:** Played quarterback in eight games off the bench . . . Completed 29 of 67 passes for 487 yards with three touchdowns and five interceptions . . . Rushed 43 times for a net of 118 yards with two scores . . . Played the entire second half of Silicon Valley Classic against Fresno State . . . Passed for 178 yards, rushed for 30 and led Tech to two touchdowns but completed just seven of 20 passes with four interceptions . . . Threw a 42-yard touchdown pass to Jonathan Smith and scored on a one-yard plunge against Fresno State . . . Connected with Kerry Watkins for a 69-yard



**Tackle  
Salih  
Besirevic  
is a native  
of Bosnia.**



# PLAYER PROFILES

touchdown pass against Wake Forest, Tech's longest pass play of the season . . . Hit Watkins for a 10-yard touchdown pass in Tech's win at North Carolina, in which he was 4-for-6 for 45 yards . . . Completed five of seven passes for 53 yards against Connecticut . . . Was 5-for-11 for 50 yards against Vanderbilt . . . Passed for 52 yards (3-for-7) and rushed for 11 against fifth-ranked Georgia.

**2001:** Played in a lopsided win over Navy and rushed three times for 23 yards, including a six-yard touchdown run . . . Had his only pass intercepted . . . Received a medical redshirt because he played in just one game in 2001 before a recurring thumb injury on his throwing hand ended his season . . . Had surgery on the ulnar collateral ligament following the 2001 season.

**HIGH SCHOOL:** The Dick Butkus Football Network National High School Player of the Year . . . Mississippi Player of the Year by *USA Today* and *Gatorade* . . . Passed for 3,338 yards and 32 touchdowns while rushing for 326 yards and five more scores . . . Led Moss Point High to a 13-1 record and the 5A state title . . . MVP of the state championship game as he completed 18 of 28 passes for 317 yards and four touchdowns against nationally-ranked Clinton . . . Also kicked 10 field goals . . . Added 1,540 yards passing and 17 touchdowns and 527 yards rushing and nine scores as a junior . . . Ranked the No. 5 passing quarterback in the nation by Max Emfinger . . . Rated among the nation's Top 25 quarterbacks by Tom Lemming . . . One of the SuperPreps' Top 285 prospects in the nation . . . Tabbed to Prep Star's Dream Team as one of the nation's Top 120 prospects . . . Chosen for the Mississippi-Alabama All-Star Game . . . Team captain for coach Jerry Alexander at Moss Point High . . . Also an all-state baseball player who was selected by the Milwaukee Brewers in the 22nd round of the 2001 draft as an outfielder.

*Junior wide receiver  
Damarius Bilbo*

**PERSONAL:** Full name is Damarius Ontonio Bilbo (First name pronounced duh-MARR-ee-us) . . . Nicknamed D-Bo . . . Son of Deborah Ann Coney . . . Born December 3, 1982 . . . Majoring in Management.

## GAME-BY-GAME STATISTICS

2003	Rec	Yds	TD	LP	Rush	Yds	TD	LP
BYU	DNP							
Auburn	0	0	0	0	0	0	0	0
Florida State	DNP							
Clemson	DNP							
Vanderbilt	1	49	0	49	0	0	0	0
NC State*	1	6	0	6	0	0	0	0
Wake Forest	0	0	0	0	0	0	0	0
Maryland	0	0	0	0	0	0	0	0
Duke	DNP							
North Carolina	DNP							
Virginia	0	0	0	0	0	0	0	0
Georgia	0	0	0	0	0	0	0	0
Tulsa	DNP-INJURED							

2002	Att-Cmp	Int	Yds	TD	LP	Sk	Rsh	Yds	TD	LP	TO	TDR
Vandy	11-5	0	50	0	17	0	3	15	1	7	65	1
UConn	7-5	0	53	0	17	1	7	0	0	5	53	0
Clemson	DNP											
BYU	DNP											
UNC	6-4	1	45	1	20	1	7	10	0	7	55	1
Wake	6-3	0	76	1	69	0	3	23	0	9	99	1
Maryland	8-2	0	33	0	21	0	4	21	0	16	54	0
Virginia	DNP											
NC State	DNP											
FSU	DNP											
Duke	2-0	0	0	0	0	0	2	8	0	5	5	0
Georgia	7-3	0	52	0	33	1	5	11	0	11	63	0
Fresno St.	20-7	4	178	1	47	2	12	30	1	14	208	2

## CAREER STATISTICS

Passing	G	Eff	Att-Cm	Int	Pct	Yds	TD	LP	PG
2001	1	—	1-0	1	.000	0	0	—	0.0
2002	8	104.2	67-29	5	.433	487	3	69	60.9
2003	7	—	0-0	0	.000	0	0	0	0.0
Total	16	99.7	68-29	6	.426	487	3	69	54.1

Rushing	G	Att	Yds	Avg	TD	LP	Ply	TO	TDR
2001	1	3	23	7.7	1	11	4	23	1
2002	8	43	118	2.7	2	16	110	605	5
2003	7	0	0	0.0	0	0	0	0	0
Total	16	46	141	3.1	3	16	114	628	6

Receiving	G	Rec	Yds	Avg	TD	LP
2001	1	0	0	0.0	0	0
2002	8	0	0	0.0	0	0
2003	7	2	55	27.5	0	49
Total	16	2	55	27.5	0	49

## CAREER HIGHS

**Receptions:** 1 vs. Vanderbilt, NC State, 2003  
**Yards Receiving:** 49 vs. Vanderbilt, 2003  
**Long Reception:** 49 vs. Vanderbilt, 2003  
**Pass Attempts:** 20 vs. Fresno State, 2002 (7 cmp)  
**Pass Completions:** 7 vs. Fresno State, 2002 (20 att)  
**Yards Passing:** 178 vs. Fresno State, 2002  
**TD Passes:** 1 vs. North Carolina, Wake Forest, Fresno State, 2002  
**Long Pass:** 69 vs. Wake Forest, 2002

# PLAYER PROFILES



**Rushing Attempts:** 12 vs. Fresno State, 2002  
**Yards Rushing:** 30 vs. Fresno State, 2002 (12 att)  
**TD Rushing:** 1 vs. Navy, 2001; Vanderbilt, 2002; Fresno State, 2002  
**Long Rush:** 16 vs. Maryland, 2002



**Omar  
BILLY**

**Defensive Tackle  
6-2, 278 · Jr.-R  
Orlando, Fla.**

**99**

**AT TECH:** Reserve defensive tackle who played in four games last fall . . . Had a sack and a forced fumble against Tulsa in the Humanitarian Bowl . . . Played in two games in 2002, seeing action against Vanderbilt and Connecticut . . . Redshirted in 2001.

**HIGH SCHOOL:** First-team all-state by the *Florida Times Union* . . . First-team all-Central Florida by the *Orlando Sentinel* . . . Tabbed to Bill Buchalter's Dandy Dozen . . . Orange County Defensive Player of the Year . . . Collected 62 solo tackles and 47 assists with seven sacks and four fumble recoveries at Colonial High . . . The No. 13 defensive lineman in Florida by SuperPrep . . . All-Southeast Region by *Prep Star*.

**PERSONAL:** Omar Billy . . . Mother is Ertha Billy . . . Born July 30, 1983 . . . Majoring in History, Technology and Society.

## CAREER STATISTICS

Year.....	G-GS	P-A	Total	TFL	Sck	FC	FR	Int	PB
2002 .....	2-0	0-0	0	0	0	0	0	0	0
2003 .....	4-0	1-0	1	1-6	1-6	1	0	0	0
Total .....	6-0	1-0	1	1-6	1-6	1	0	0	0



**Brad  
BREZINA**

**Guard  
6-2, 275 · So.-R  
Greensboro, Ga.**

**50**

**AT TECH:** Moved to the offensive line after one season as a backup on the defensive line . . . Did not participate in spring practice due to offseason surgery . . . Projected as a backup at guard.

**2003:** Backup defensive tackle who played in eight games and made five tackles . . . Started the Auburn game and had two tackles, including one shared sack . . . Added two tackles against Virginia . . . Missed five games (Clemson, Vanderbilt, NC State, Wake Forest, Maryland) due to injury . . . Redshirted in 2002.

**HIGH SCHOOL:** One of the Top 50 prospects in Georgia, according to the *Atlanta Journal-Constitution* . . . Class A first-team all-state honoree by the AJC . . . Named to the "Georgia 60" by *SuperPrep* . . . Played in the Georgia-Florida all-star game at the Georgia Dome . . . Made 82 tackles as a senior with four sacks, two caused fumbles and two fumble recoveries . . . Added 64 tackles, six sacks, five caused fumbles, four fumble recoveries and a blocked punt as a junior . . . Coached by Michael Gunn at Athens Academy.

**PERSONAL:** Full name is Bradford Paul Brezina (pronounced bruh-ZEE-nuh) . . . Parents are Greg and Connie Brezina . . . Father played linebacker for the Atlanta Falcons (1968-69, 1971-79) . . . Majoring in Management.

## GAME-BY-GAME STATISTICS

2003 .....	P-A-T	TFL	Sks	FC	FR	Int	PB
BYU .....	0-0-0	0	0	0	0	0	0
Auburn* .....	0-2-2	1-1	0.5-1	0	0	0	0
Florida State .....	DNP						
Clemson .....	DNP						
Vanderbilt .....	DNP						
NC State .....	DNP						
Wake Forest .....	DNP						
Maryland .....	DNP						
Duke .....	0-0-0	0	0	0	0	0	0
North Carolina .....	0-1-1	0	0	0	0	0	0
Virginia .....	0-2-2	0	0	0	0	0	0
Georgia .....	0-0-0	0	0	0	0	0	0
Tulsa .....	0-0-0	0	0	0	0	0	0

## CAREER STATISTICS

Year .....	G-GS	P-A	Tkl	TFL	Sk	FC	FR	Int	PB
2003 .....	8-1	0-5	5	1-1	0.5-1	0	0	0	0



**Robby  
BROWN**

**Quarterback  
6-1, 180 · Sr.-R  
Blairsville, Ga.**

**9**

**AT TECH:** Reserve quarterback who joined the program as a walk-on in 2003 . . . Transferred to Tech from Georgia Military College . . . Saw action in Tech's Humanitarian Bowl victory over Tulsa, playing the final series.

**HIGH SCHOOL:** Four-year letterwinner at Union County High . . . Team MVP and captain for coach Brian Allison . . . Also lettered in basketball and baseball . . . Attended Hargrave Military Academy in Virginia for one year.

**PERSONAL:** Full name is Robert Parks Brown . . . Born July 15, 1980 . . . Parents are Danny and Pat Brown . . . Majoring in History, Technology and Society . . . Named to the 2003-04 ACC Academic Honor Roll . . . Married the former Rachel Rhodes Jones on June 19, 2004.



# PLAYER PROFILES



## Nathan BURTON

**Free Safety**  
**6-2, 205 · Sr.-R**  
**Lilburn, Ga.**

**15**

**AT TECH:** Backup safety who is a starter on several special teams units and one of Tech's top special teams players . . . Can back up at both safety positions . . . Displayed his versatility by working at cornerback in the spring while several of Tech's regular corners were injured . . . Former walk-on who has earned a scholarship.

**2003:** Scored Tech's first touchdown of the 2003 season on a blocked punt against Brigham Young . . . After Kenny Scott blocked the BYU punt, he recovered and returned it 18 yards for the score . . . Made another big special teams play on kickoff coverage against Vanderbilt, recovering a fumble to give Tech the ball at the Vandy 34-yard line . . . Credited with nine tackles on the season.

**2002:** Played in every game in 2002 and made five tackles and one interception. . . Played in the secondary in wins over Vanderbilt and Connecticut . . . Had two tackles and an interception against the Commodores . . . Moved from wide receiver to safety prior to spring practice in 2002 . . . Played on special teams in 2001 . . . Credited with five tackles on kickoff coverage.

**Senior  
safety  
Nathan  
Burton**



**HIGH SCHOOL:** All-state and all-county selection who was named Gwinnett County Offensive Player of the Year as a senior . . . Selected for the GACA North-South All-Star Game . . . Four-year letterman at Greater Atlanta Christian.

**PERSONAL:** Full name is Nathan Isaac Burton . . . Born April 29, 1980 . . . Son of Bill and Linda Burton . . . Majoring in Biology.

### GAME-BY-GAME STATISTICS

2003	P-A-T	TFL	Sks	FC	FR	Int	PB
BYU	0-0-0	0	0	0	0	0	0
Auburn	0-1-1	0	0	0	0	0	0
Florida State	0-2-2	0	0	0	0	0	0
Clemson	1-0-1	0	0	0	0	0	0
Vanderbilt	1-0-1	0	0	0	1-0	0	0
NC State	0-0-0	0	0	0	0	0	0
Wake Forest	1-1-2	0	0	0	0	0	0
Maryland	0-1-1	0	0	0	0	0	0
Duke	0-0-0	0	0	0	0	0	0
North Carolina	0-0-0	0	0	0	0	0	0
Virginia	0-0-0	0	0	0	0	0	0
Georgia	0-0-0	0	0	0	0	0	0
Tulsa	0-1-1	0	0	0	0	0	0

### CAREER STATISTICS

Year	G-GS	P-A	Total	TFL	Sck	FC	FR	Int	PB
2001	8-0	2-3	5	0	0	0	0	0	0
2002	13-0	4-1	5	0	0	0	0	1-0	0
2003	13-0	3-6	9	0	0	0	1-0	0-0	0
Total	34-0	9-10	19	0	0	0	1-0	1-0	0

### CAREER HIGHS

**Tackles:** 2 vs. Florida State, Wake Forest, 2003; Vanderbilt, 2002

**Interceptions:** 1 vs. Vanderbilt, 2002



## James BUTLER

**Free Safety**  
**6-3, 210 · Sr.**  
**Climax, Ga.**

**22**


**AT TECH:** All-America and Jim Thorpe Award candidate at free safety after an all-conference season in 2003 . . . Earned all-ACC recognition on the field and in the classroom . . . Smart player with excellent size and athletic ability . . . Spent his first two years as a backup and special teams player before moving into the starting lineup last fall . . . Career totals of 149 tackles, seven tackles for loss, five interceptions and nine pass breakups.

Preseason first-team all-America by *Phil Steele's College Football* magazine, which tabbed him the nation's top free safety . . . Also earned preseason all-America recognition from *Athlon Sports* (third team) and *Street & Smith's* (third team) . . . Rated one of the nation's top five safeties by *Lindy's* . . . First-team all-ACC selection



# PLAYER PROFILES

**James Butler is a preseason all-America by several publications. The senior free safety was a semifinalist last year for the Jim Thorpe Award as the nation's top defensive back. He had five interceptions and 119 tackles, a Tech record for defensive backs.**



**Butler earned first-team All-ACC and Academic All-ACC honors in 2003.**

by virtually every publication.

**2003:** First-team all-ACC free safety . . . One of 12 semifinalists for the Jim Thorpe Award as the nation's top defensive back . . . Second in the ACC in interceptions with five . . . Averaged 9.2 tackles per game with six tackles for loss . . . Also had six pass breakups, three forced fumbles and one blocked kick . . . Set the Tech season record for tackles by a defensive back with 119 . . . Also named to the ACC All-Academic football team.

Named ACC Defensive Back of the Week after recording 12 tackles and two interceptions in Tech's win over Maryland . . . Made a huge play in Tech's overtime win over Vanderbilt, preserving the victory with an interception on the Commodores' first play of overtime . . . Also had 14 tackles

and two pass breakups in the game . . . Had a big first half in Tech's win over Wake Forest with an interception, two forced fumbles and a blocked field goal on the final play of the half; finished with nine tackles . . . Had his first career interception, along with 13 tackles, against Brigham Young, his first start . . . Broke up two passes in Tech's win over NC State . . . Forced a fumble against Florida State.

**2002:** Made 19 tackles and one pass breakup as a backup in 2002 . . . Had his most productive game in the Silicon Valley Classic with a season-best six tackles with one tackle for loss against Fresno State . . . Made one tackle and a pass deflection in Tech's win at eighth-ranked NC State . . . Added four tackles against Clemson.

**2001:** Earned playing time as a true freshman in 2001 as a backup at free safety and on special teams . . . Made 11 tackles on the season . . . Had four tackles, a forced fumble and two pass breakups against Navy . . . Added three tackles versus the Citadel.

**HIGH SCHOOL:** One of the Top 50 players in Georgia according to the *Atlanta Journal-Constitution* . . . Named to Max Emfinger's Super 75 in Georgia . . . Tabbed to the Border Wars Top 100 prospects in the South and to *Prep Star's* All-Southeast Region team . . . Class AAAAA honorable mention all-state selection by the *AJC* and the *Augusta Chronicle* . . . First-team all-region and all-South Georgia . . . Had 69 tackles and two interceptions as a senior, following 54 tackles and four interceptions as a junior . . . Also punted for three years and averaged almost 36 yards per kick . . . Four-year letterman for coach Bob Christmas at Bainbridge High . . . Chosen for the Georgia-Florida All-Star Game . . . State champion in the triple jump as a sophomore.

**PERSONAL:** Full name is James Oscar Butler, Jr. . . . Parents are James and Nadine Butler . . . Born September 7, 1982 . . . Academic All-ACC honoree majoring in Building Construction.

## GAME-BY-GAME STATISTICS

2003	P-A-T	TFL	Sks	FC	FR	Int	PB	BK
BYU*	5-8-13	0	0	0	0	1-1	0	0
Auburn*	2-9-11	0	0	0	0	0	0	0
Florida State*	4-3-7	1-3	0	1	0	0	0	0
Clemson*	1-5-6	0	0	0	0	0	0	0
Vanderbilt*	9-5-14	0	0	0	0	1-0	2	0
NC State*	2-3-5	1-1	0	0	0	0	2	0
Wake*	6-3-9	1-1	0	2	0	1-0	0	(FG) 1

# PLAYER PROFILES

Maryland*	5-7-12	0-0	0	0	0	2-17	0	0
Duke*	5-6-11	2-3	0	0	0	0	0	0
UNC*	4-5-9	0	0	0	0	0	1	0
Virginia*	12-3-15	0	0	0	0	0	0	0
Georgia*	2-2-4	1-2	0	0	0	0	0	0
Tulsa*	2-1-3	0	0	0	0	0	1	0

## CAREER STATISTICS

Year	G-GS	P-A	Tkl	TFL	Sk	FC	FR	Int	PB	BK
2001	10-0	7-4	11	0	0	1	0	0	2	0
2002	13-0	13-6	19	1-3	0	0	0	0	1	0
2003	13-13	56-63	119	6-10	0	3	0	5-18	6	1
Total	36-13	76-73	149	7-13	0	4	0	5-18	9	1

## CAREER HIGHS

**Tackles:** 15 vs. Virginia, 2003

**TFL:** 2 vs. Duke, 2003

**Interceptions:** 2 vs. Maryland, 2003

**PB:** 2 vs. Vanderbilt, 2003; NC State, 2003; Navy, 2001



## Patrick CARTER


**Quarterback**  
**6-3, 190 • Fr.-R**  
**St. Petersburg, Fla.**

**4**

**AT TECH:** Talented quarterback who looks to nail down the backup role behind returning starter Reggie Ball . . . Practice time was limited by injury, but showed promise spring practice . . . Redshirted in 2003.

**HIGH SCHOOL:** The No. 12 rated dual-threat quarterback in the nation, according to Rivals . . . Rated the No. 19 quarterback in the nation by Tom Lemming . . . All-region selection by PrepStar . . . Member of the Florida Super 75 by the *Florida Times-Union*, which tabbed him the No. 5 quarterback in the state . . . Rated the No. 46 prospect in Florida by the *Orlando Sentinel* . . . Honorable mention all-state (Class 4-A) by the Florida Sportswriters Association . . . Also made the All-Conference Academic team . . . Threw for 2,304 yards and 21 touchdowns as a senior, when he also rushed for 300 yards and four scores . . . As a junior, he passed for 1,884 yards and 15 scores, along with 400 yards and four touchdowns on the ground . . . Three-year letterman and team captain for coach Brian Bruch at Lakewood High . . . Anchored 2003 state championship relay team in the 4x100 meters.

**PERSONAL:** Older brother, Tim Carter, played wide receiver at Auburn and is now with the NFL's New York Giants . . . Born February 6, 1985 . . . Parents are John and Laura Carter . . . Majoring in Biology.



## George COOPER

**Tight End**  
**6-5, 259 • So.-R**  
**Westerville, Ohio**

**80**

**AT TECH:** Tight end prospect with excellent size . . . Played sparingly as a reserve last season . . . Redshirted in 2002.

**HIGH SCHOOL:** Second-team all-state selection who caught 20 passes for 420 yards as a senior . . . Also played defensive end and had 80 tackles and eight sacks . . . Added 17 receptions for 380 yards, 40 tackles and four sacks as a junior . . . Named conference player of the year . . . Ranked the No. 46 prospect on *SuperPrep's* Midwest 142 . . . Rated the No. 11 tight end in the nation in *SuperPrep's* preseason edition . . . Ranked the No. 16 tight end prospect in the nation by *Student Sports Magazine* . . . Received the "Service Above Self" award from the Westerville Rotary Club . . . Team captain for coach Bob Cavin at Westerville North High School . . . Lettered three times in football and three times in basketball.

**PERSONAL:** Full name is George Fitzgerald Cooper . . . Born March 19, 1984 . . . Parents are George and Michelle Cooper . . . Father played football at Ohio State . . . Majoring in Science, Technology and Culture.



## Nate CURRY

**Wide Receiver**  
**5-10, 195 • Sr.-R**  
**Miami, Fla.**

**5**

**AT TECH:** Tech's top returning receiver and an Academic All-ACC selection . . . Honorable mention preseason all-America by *Street & Smith's* preseason magazine . . . Rated the third best possession receiver in the ACC by *The Sporting News* . . . Speedy wideout who made his debut in the starting lineup last fall after battling injury the previous two years . . . Slated as a starter in 2001 before missing the season with a left knee injury, sustained in preseason drills in August of 2001 . . . Had a setback in June, 2002, and was not at full speed in 2002 . . . Career totals of 60 catches for 731 yards and five touchdowns.

**2003:** Named to the ACC All-Academic football team . . . Tech's second-leading receiver behind Jonathan Smith . . . Caught 37 passes for 426 yards and three touchdowns . . . Averaged 11.5 yards per catch . . . Had a 54-yard reception on Tech's first offensive play against Auburn, setting up a field goal and setting the tone for the Jackets' victory . . . Caught two touchdown passes in Tech's win over



# PLAYER PROFILES

North Carolina, hauling in a 16-yard touchdown from Reggie Ball and then a 30-yard scoring pass from Jonathan Smith . . . Season highs of seven receptions for 76 yards in Tech's win over NC State, including a five-yard touchdown catch.



**2002:** Missed the first four games of the season before seeing his first action against North Carolina . . . Caught one pass with a seven-yard completion against NC State in his only start of the season . . . Also carried the ball once against the Wolfpack for an eight-yard gain.

**2000:** True freshman who did not catch his first pass until the fifth game but finished as Tech's fifth-leading receiver . . . Caught 22 passes for 298 yards and two touchdowns . . . Had his best game of the season against Virginia with eight receptions for 98 yards, including an 18-yard touchdown catch . . . Also had a nine-yard touchdown reception against Wake Forest . . . Had a 28-yard reception against Georgia on Tech's first touchdown drive . . . Had 16 catches for 227 yards in the final four games . . . Longest reception was a 33-yarder against North Carolina on his first catch of the season . . . Carried the ball three times for 17 yards . . . Also returned two kickoffs with a 21-yard return against Navy and a 20-yarder against NC State.

**HIGH SCHOOL:** Rated the No. 39 player in Florida by *SuperPrep* and the No. 59 player in the state by *Florida Prep Football* . . . Named to Florida's Fabulous Fifty by *Florida Bluechips Report* . . . Received a 9.50 rating from *Jeff Whitaker's Deep South Football* . . . Played running back at Monsignor Pace High and rushed for 1,000 yards and 10 touchdowns as a senior . . . Gained 1,400 yards rushing and scored 18 touchdowns as a junior . . . Rushed for 298 yards and five touchdowns in a playoff game as a junior . . . Honorable mention all-state and first-team all-county selection . . . Wendy's High School Heisman nominee . . . State champion in the 100 meters as a junior . . . Coached by Joe Zaccheo . . . National Honor Society member.

**PERSONAL:** Full name is Nathaniel Tyrone Curry . . . Born March 11, 1982 . . . Parents are Nathaniel, Sr. and Bettie Davis Curry . . . Earned his bachelor's degree in Building Construction on May 1, 2004 and is now pursuing a second degree in Management . . . Named to the 2003 ACC All-Academic football team . . . Also tabbed to the ACC Academic Honor Roll the last two years . . . Awarded the Bobby Dodd Scholarship for 2004-05, signifying Tech's top male scholar-athlete for all sports . . . Football team representative on the Georgia Tech Student-Athlete Advisory Board . . . Also serves on the ACC Student-Athlete Advisory Committee . . . Received the Idaho Sports Student Humanitarian Award in conjunction with Tech's appearance in the 2004 Humanitarian Bowl and the All-ACC Top Six for Service Award, both recognizing his community service endeavors.

**Tech's top receiver is Nate Curry, an Academic All-ACC honoree who graduated last spring and is now pursuing a second degree.**





# PLAYER PROFILES

## GAME-BY-GAME STATISTICS

2003	Rec	Yds	TD	LP	Rush	Yds	TD	LP	TD
BYU*	1	8	0	9	0	0	0	0	
Auburn*	1	54	0	54	0	0	0	0	
Florida State*	4	39	0	12	0	0	0	0	
Clemson*	6	59	0	26	0	0	0	0	
Vanderbilt*	3	14	0	10	0	0	0	0	
NC State*	7	76	1	16	0	0	0	0	5
Wake Forest*	1	5	0	5	0	0	0	0	
Maryland*	2	19	0	11	0	0	0	0	
Duke*	5	48	0	24	0	0	0	0	
North Carolina*	2	42	2	26	0	0	0	0	16, 26
Virginia*	2	16	0	8	0	0	0	0	
Georgia*	3	46	0	18	0	0	0	0	
Tulsa*	0	0	0	0	0	0	0	0	

2002	Rec	Yds	TD	LP	Rush	Yds	TD	LP	TD
North Carolina	0	0	0	0	0	0	0	0	
Wake Forest	0	0	0	0	0	0	0	0	
Maryland	0	0	0	0	0	0	0	0	
Virginia	0	0	0	0	0	0	0	0	
NC State*	1	7	0	7	1	8	0	8	
Florida State	0	0	0	0	0	0	0	0	
Duke	0	0	0	0	0	0	0	0	
Georgia	0	0	0	0	0	0	0	0	
Fresno State	0	0	0	0	0	0	0	0	

2000	Rec	Yds	TD	LP	Rush	Yds	TD	LP	TD
UCF	0	0	0	0	0	0	0	0	
Florida State	0	0	0	0	0	0	0	0	
Navy	0	0	0	0	0	0	0	0	
NC State	0	0	0	0	0	0	0	0	
North Carolina*	4	55	0	33	1	2	0	2	
Wake Forest	2	16	1	9	1	6	0	6	9
Duke	0	0	0	0	1	9	0	9	
Clemson	4	37	0	11	0	0	0	0	
Virginia*	8	98	1	18	0	0	0	0	18
Maryland	3	64	0	29	0	0	0	0	
Georgia	1	28	0	28	0	0	0	0	
LSU#	2	25	0	20	1	4	0	4	

## CAREER STATISTICS

Receiving	G-GS	Rec	Yds	Avg	TD	LP
2000	11-2	22	298	13.5	2	33
2001	INJURED					
2002	9-1	1	7	7.0	0	7
2003	13-13	37	426	11.5	3	54
Total	33-16	60	731	12.2	5	54

Rushing	G	Att	Yds	Avg	TD	LP	KR	Yds	Avg	TD	LP
2000	11	3	17	5.7	0	9	2	41	20.5	0	21
2001	INJURED										
2002	9	1	8	8.0	0	8	0	0	0.0	0	0
2003	13	0	0	0.0	0	0	0	0	0.0	0	0
Total	33	4	25	6.3	0	9	2	41	20.5	0	21

## CAREER HIGHS

**Rec:** 8 vs. Virginia, 2000 (98 yds)  
**Rec Yards:** 98 vs. Virginia, 2000 (8 rec)  
**Long:** 54 vs. Auburn, 2003  
**TD Receiving:** 2 vs. North Carolina, 2003



**P.J.  
DANIELS**

**Running Back  
5-10, 210 • Jr.-R  
Houston, Texas**

**45**

**AT TECH:** All-conference tailback who enjoyed one of the top rushing seasons in Georgia Tech and Atlantic Coast conference history as a sophomore . . . Tabbed a preseason honorable mention all-America, as well as a Doak Walker Award candidate, by *Street & Smith's* magazine . . . Rated among the nation's top 10 running backs by *The Sporting News* . . . Preseason first-team all-conference selection by virtually every publication.


Recorded the seventh 1,000-yard season ever by a Yellow Jacket, including two of the top three games in Tech annals . . . Ranks 12th on Tech's career rushing list with 1,702 yards . . . Former walk-on who earned a scholarship after the 2002 season . . . Always plays with great effort and enthusiasm.

**2003:** First-team all-ACC selection and the league's leading rusher . . . Also named to the ACC All-Academic football team . . . Totalled 1,447 yards while averaging 111.3 yards per game . . . Recorded the second-best single-season rushing total in Tech history, with six 100-yard games . . . Just the seventh 1,000-yard rusher in school history . . . The third Tech player to lead the ACC in rushing, following Jerry Mays in 1989 and Robert Lavette in 1982 . . . His total of 1,447 yards rushing is the fourth-highest figure in conference history; only Thomas Jones of Virginia (1,798 yards in 1999), Don McCauley of North Carolina (1,720 in 1970) and LaMont Jordan of Maryland (1,632 in 1999) have gained more yards in a season . . . Workhorse who averaged 22 carries per game, setting a Tech season record with 283 attempts . . . Scored 10 touchdowns rushing and one receiving . . . Also Tech's fourth-leading receiver with 19 catches for 88 yards.

Put an exclamation point on his season with 307 yards rushing and four touchdowns in Georgia Tech's Humanitarian Bowl win over Tulsa . . . Only Eddie Lee Ivery with 356 yards against Air Force in 1978--which stood as the NCAA record until 1984--has rushed for more yards in a Tech uniform . . . Daniels' effort also ranks as the third-best rushing performance in ACC history, bettered only by Jon Leach of Wake Forest (329 vs. Maryland, 1993) and Derrick Fenner of North Carolina (328 vs. Virginia, 1986) . . . Set an NCAA record for rushing yards in a bowl game; previous record was 280 yards by James Gray of Texas Tech versus Duke in the 1989 All-American Bowl . . . Had 104 yards in the first half, then exploded for 150 yards in the third quarter before finishing his day early in the fourth quarter . . . Tied the Tech record with four touchdowns, scoring on runs of nine, one, 33 and 38 yards . . . Named to ESPN.com's "All-Bowl" team.

Had what was then the second-best rushing day in school history with 240 yards on 36 carries in Tech's win over North Carolina . . . Gained 155 yards on 23 carries in the second half . . . Also scored on an eight-yard reception . . . Rushed for 175 yards on 33 carries in Tech's win over Wake Forest.

# PLAYER PROFILES



Gained 113 yards on 19 carries, including a 47-yard touchdown run, against Florida State . . . Had another 100-yard effort in Tech's win over Vanderbilt with 105 yards, including a two-yard touchdown run . . . Gained 99 yards rushing and had a career-best six catches for 37 yards in the Jackets' win over NC State . . . Did not start the Georgia game after missing much of the week of practice with an injury . . . Led Tech in rushing in every game this season except Georgia, when he was limited to 30 yards on 10 carries.

**2002:** Tech's fourth-leading rusher with 72 carries for 255 yards and two touchdowns . . . Also caught five passes for 57 yards . . . Named ACC Rookie of the Week for his performance in Tech's win over Virginia . . . Rushed for 95 yards on 21 carries against the Cavaliers, including a one-yard touchdown run, while catching two passes for 17 yards . . . Gained 63 yards on 14 attempts against Florida State . . . Saw his first significant action against Maryland, when he carried 10 times for 23 yards, scoring Tech's only touchdown on a one-yard run . . . Averaged 21.3 yards on 11 kickoff returns, including a 59-yarder against Wake Forest . . . Redshirted in 2001.

**HIGH SCHOOL:** All-district selection at Elsie High School . . . Four-year letterwinner and team MVP as a senior for coach Bill Barron . . . Rushed for 1,600 yards as a senior . . . Played in the Houston North-South All-Star Game . . . Had an 80-yard run in a playoff game at the Houston AstroDome.

**PERSONAL:** Full name is Prince Ahadzle Daniels, Jr. . . . Son of Prince Daniels and Jo-Ann Keys . . . Father is a native of Ghana . . . Born December 21, 1982 . . . Majoring in Management . . . Named to the 2003 ACC All-Academic football team and the 2003-04 ACC Academic Honor Roll.

***P.J. Daniels recorded two of the top three rushing games in school history, including an NCAA bowl game record 307 yards vs. Tulsa in the Humanitarian Bowl. The All-ACC and Academic All-ACC honoree led the league with 1,447 yards rushing in 2003.***



# PLAYER PROFILES

## GAME-BY-GAME STATISTICS

2003	Rsh	Yds	TD	LP	Rec	Yds	TD	LP	All-P	TD
BYU*	16	57	0	9	0	0	0	0	57	0
Auburn*	14	40	1	16	1	2	0	2	42	1
FSU*	19	113	1	47	2	4	0	12	117	1
Clemson*	16	34	0	5	2	13	0	18	47	0
Vanderbilt*	25	105	1	16	1	(-1)	0	--	104	1
NC State*	23	99	0	51	6	37	0	15	136	0
Wake*	33	175	1	25	0	0	0	0	175	1
Maryland*	21	63	0	13	0	0	0	0	63	0
Duke*	21	108	1	24	5	18	0	14	126	1
UNC*	36	240	0	30	1	8	1	8	248	1
Virginia*	18	76	1	15	0	0	0	0	76	1
Georgia	10	30	0	9	1	7	0	7	37	0
Tulsa*	31	307	4	61	0	0	0	0	307	4

**TOUCHDOWNS:** 1AU, 47FS, 2VAN, 1WF, 2DU, 8NC (Rec), 15VA, 9TU, 1TU, 33TU, 38TU

2002	Rush	Yds	TD	LP	Rec	Yds	TD	LP	KOR	Yds	LP
Vanderbilt	9	26	0	6	0	0	0	0	0	0	0
Connecticut	0	0	0	0	0	0	0	0	0	0	0
Clemson	DNP										
BYU	0	0	0	0	0	0	0	0	0	0	0
North Carolina	0	0	0	0	0	0	0	0	1	26	26
Wake Forest	0	0	0	0	0	0	0	0	2	80	59
Maryland	10	23	1	7	1	19	0	19	1	23	23
Virginia	21	95	1	14	2	17	0	14	0	0	0
NC State	8	15	0	5	0	0	0	0	0	0	0
Florida State	14	63	0	25	1	11	0	11	1	22	22
Duke	6	17	0	9	0	0	0	0	0	0	0
Georgia	4	16	0	8	1	10	0	10	6	83	29
Fresno State	0	0	0	0	0	0	0	0	0	0	0

**TOUCHDOWNS:** 1MD, 1VA

## CAREER STATISTICS

Rushing	G-GS	Att	Yds	Avg	TD	LP
2002	12-0	72	255	3.5	2	25
2003	13-12	283	1,447	5.1	10	61
Total	25-12	355	1,702	4.8	12	61

Receiving	G	Rec	Yds	Avg	TD	LP
2002	12	5	57	11.4	0	19
2003	13	19	88	4.6	1	18
Total	25	24	145	6.0	1	19

KO Returns	G	KR	Yds	Avg	TD	LP	All-P	TD	PG
2002	12	11	234	21.3	0	59	546	2	45.5
2003	13	0	0	0.0	0	0	1,535	11	118.1
Total	25	11	234	21.3	0	59	2,081	13	83.2

## CAREER HIGHS

**Rushing Attempts:** 36 vs. North Carolina, 2003 (240 yds)

**Yards Rushing:** 307 vs. Tulsa, 2003 (31 att)

**Long:** 61 vs. Tulsa, 2003

**Receptions:** 6 vs. NC State, 2003 (37 yds)

**Yards Receiving:** 37 vs. NC State, 2003 (6 rec.)

**Long:** 19 vs. Maryland, 2002

**KO Returns:** 6 vs. Georgia, 2002 (83 yds)

**KOR Yards:** 83 vs. Georgia, 2002 (6 ret)

**Long:** 59 vs. Wake Forest, 2002



## Dennis DAVIS

**Cornerback**

**6-0, 185 · Sr.**


**Atco, N.J.**

# 25

**AT TECH:** Speedy cornerback who is one of the Jackets' fastest players . . . Played primarily in Tech's nickel packages last season . . . Was very limited in spring practice after off-season surgery . . . Has earned all-Atlantic Coast Conference as a member of the Tech track team.

**2003:** Nickel back who had two interceptions and four pass breakups . . . Totalled 23 tackles with two tackles for loss . . . Helped seal Tech's victory over 17th-ranked Auburn with a fourth-quarter interception at the Tech 11-yard line, which he returned 52 yards . . . Grabbed an interception against Clemson and broke up another pass . . . Had a career-best six tackles, including one tackle for an eight-yard loss, in Tech's win over NC State, in which he started as a fifth defensive back . . . Broke up a pass and caused a fumble against Maryland.

**Senior  
cornerback  
Dennis Davis  
is also an  
all-ACC sprinter.**





# PLAYER PROFILES



**2002:** Credited with nine tackles in 2002, primarily on special teams . . . Made three tackles against Vanderbilt . . . Saw limited action as a reserve and on special teams as a true freshman in 2001, when he played in four games and made three tackles . . . Had two tackles against the Citadel and one versus Navy.

**TRACK:** Placed second in the 200 meters (21.84) at the 2003 ACC Indoor Track & Field Championships to earn all-conference honors . . . Finished fifth in the 60 meters (6.85) . . . Also placed fifth in the 60-meter dash at the 2002 Indoor Championships . . . In the 2002 outdoor season, he posted top times of 10.73 in the 100 meters and 21.91 in the 200 meters . . . Did not compete in the 2003 outdoor season or in 2004.

**HIGH SCHOOL:** All-state cornerback who was named South Jersey Defensive Player of the Year by the *Newark Star Ledger* and *Philadelphia Inquirer* . . . Two-time all-South Jersey and three-time all-conference selection . . . Rated the No. 14 cornerback in the nation by Rivals.com and one of the nation's Top 25 receivers by Tom Lemming . . . One of *SuperPreps'* Top 285 prospects in the nation . . . Named All-Eastern Region Super 30 by *Prep Star* . . . Led South Jersey and was fifth in the state in scoring with 24 touchdowns (17 rushing and seven receiving) . . . Totalled 1,400 all-purpose yards as a running back, receiver and kick returner . . . Had six interceptions and six pass breakups . . . Coached by Derryk Sellers at Edgewood Regional High . . . 1999 state champion in the 100 meters . . . Anchored the top U.S. 4x100-meter relay team at the 2000 Penn Relays . . . Two-time South Jersey Sprinter of the Year.

**PERSONAL:** Full name is Dennis Lamont Davis, Jr. . . . Son of Dennis, Sr., and Carolyn Davis . . . Born November 24, 1982 . . . Majoring in Management . . . Named to the ACC Academic Honor Roll for 2001-02.

## GAME-BY-GAME STATISTICS

2003	P-A-T	TFL	Sks	FC	FR	Int	PB
BYU	1-1-2	0	0	0	0	0	0
Auburn	0-0-0	0	0	0	0	1-52	1
Florida State	0-0-0	0	0	0	0	0	0
Clemson	2-3-5	0	0	0	0	1-10	1
Vanderbilt	2-0-2	0	0	0	0	0	0
NC State*	6-0-6	1-8	0	0	0	0	0
Wake Forest	1-0-1	0	0	0	0	0	0
Maryland	1-0-1	0	0	1	0	0	1
Duke	0-0-0	0	0	0	0	0	0
North Carolina	1-0-1	1-1	0	0	0	0	0
Virginia	2-1-3	0	0	0	0	0	0
Georgia	0-0-0	0	0	0	0	0	1
Tulsa	2-0-0	0	0	0	0	0	0

## CAREER STATISTICS

Year	G-GS	P-A	Total	TFL	Sck	FC	FR	Int	PB
2001	4-0	3-0	3	0	0	0	0	0	0
2002	13-0	8-1	9	0	0	0	0	0	0
2003	13-1	18-5	23	2-9	0	1	0	2-62	4
Total	30-1	29-6	35	2-9	0	1	0	2-62	4

Year	G	KOR	Yds	Avg	TD	LP
2001	4	0	0	0	0	0
2002	13	0	0	0	0	0
2003	13	7	110	15.7	0	29
Total	30	7	110	15.7	0	29

## CAREER HIGHS

**Tackles:** 6 vs. NC State, 2003

**Interceptions:** 1 vs. Auburn, 2003; Clemson, 2003



**Jimmy  
DIXON**

**Fullback  
6-1, 225 · Sr.-R  
Arlington, Texas**


**47**

**AT TECH:** Returning starter at fullback . . . Has been used primarily as a blocker . . . Rated the No. 2 blocking fullback in the ACC by *The Sporting News* preseason magazine . . . Former tailback.

**2003:** Tech's starting fullback who carried the ball just two times, both against Clemson, and gained six yards . . . Caught four passes for 18 yards on the season . . . Had receptions against Brigham Young (4 yds), Auburn (8 yds), Vanderbilt (1 yd) and Georgia (5 yds).

**2002:** Did not carry the ball but caught two passes for eight yards . . . Had a seven-yard reception against Duke and a one-yarder versus Vanderbilt.

**Senior  
fullback  
Jimmy  
Dixon**



# PLAYER PROFILES

**2001:** Played in three games and scored four touchdowns . . . Carried the ball 22 times for 76 yards . . . Rushed for 41 yards on 12 carries and scored three times against Navy on runs of one, one and two yards . . . Also scored a one-yard touchdown against the Citadel and gained 30 yards on nine attempts . . . Redshirted in 2000.

**HIGH SCHOOL:** Honorable mention all-America by *USA Today* . . . The 5A Offensive Player of the Year in Texas by Fox Sports Net . . . Also named Offensive Player of the Year by the *Fort-Worth Star Telegram*, *Arlington Star-Telegram* and *Dallas Morning News* . . . First-team all-state by the Associated Press Sports Editors and the Texas Sports Writers Association . . . Among running backs he was rated No. 2 in the nation by Max Emfinger and No. 5 by RivalNet . . . Ranked the No. 16 prospect in Texas by Lone Star Recruiting's Hot 99 List . . . Listed among the South's Top 100 by Bill Buchalter of the *Orlando Sentinel* . . . *PrepStar* all-America . . . Led the state in rushing with 2,529 yards on 298 carries with 28 touchdowns . . . Averaged 8.4 yards per carry . . . Had two 300-yard games and five straight games with at least 200 yards rushing . . . Broke 17 city rushing records . . . Rushed for 937 yards as a junior . . . Coached by I.C. Little at Martin High.

**PERSONAL:** Full name is Jimmy Dixon . . . Mother is Sydney Dixon of Detroit, Mich. . . . Born April 26, 1982 . . . Majoring in Management.

## GAME-BY-GAME STATISTICS

2003	Rush	Yds	TD	LP	Rec	Yds	TD	LP
BYU*	0	0	0	0	1	4	0	4
Auburn*	0	0	0	0	1	8	0	8
Florida State	0	0	0	0	0	0	0	0
Clemson	2	6	0	4	0	0	0	0
Vanderbilt	0	0	0	0	1	1	0	1
NC State	0	0	0	0	0	0	0	0
Wake Forest	0	0	0	0	0	0	0	0
Maryland	0	0	0	0	0	0	0	0
Duke*	0	0	0	0	0	0	0	0
North Carolina	0	0	0	0	0	0	0	0
Virginia	0	0	0	0	0	0	0	0
Georgia*	0	0	0	0	1	5	0	5
Tulsa*	0	0	0	0	0	0	0	0

2001	Rush	Yds	TD	LP	Rec	Yds	TD	LP
Citadel	9	30	1	11	0	0	0	0
Navy	12	41	3	9	0	0	0	0
Virginia	1	5	0	5	0	0	0	0

**TOUCHDOWNS:** 1CIT, 2NA, 1NA, 2NA

## CAREER STATISTICS

Year	G	Att	Yds	Avg	TD	LP	Rec	Yds	Avg	TD	LP
2001	3	22	76	3.5	4	11	0	0	0.0	0	0
2002	12	0	0	0.0	0	0	2	8	4.0	0	7
2003	13	2	6	3.0	0	4	4	18	4.5	0	8
Total	28	24	82	3.4	4	11	6	26	4.3	0	8


## CAREER HIGHS

**Att:** 12 vs. Navy, 2001

**Yards Rushing:** 41 vs. Navy, 2001

**Long:** 11 vs. Citadel, 2001

**TD:** 3 vs. Navy, 2001



## Chris DUNLAP

**Wide Receiver**  
5-11, 200 · So.  
Miramar, Fla.

**88**

**AT TECH:** Wide receiver prospect who earned playing time last fall on special teams . . . Played on kickoff return and kickoff coverage and was credited with one tackle . . . Had his only reception against Tulsa in the Humanitarian Bowl.

**HIGH SCHOOL:** Honorable mention all-region selection by *PrepStar* . . . Caught 38 passes for 715 yards and eight touchdowns as a senior . . . Added 200 rushing yards and two touchdowns . . . Also played cornerback and had one interception and returned two fumbles for touchdowns as a senior . . . First-team all-district and third-team all-Broward County . . . Team captain for coach William Hendricks at Miramar High.

**PERSONAL:** Full name is Christopher Denard Dunlap . . . Parents are C.D. and Marylinn Dunlap . . . Born Nov. 16, 1985 . . . Majoring in Management.

## CAREER STATISTICS

Receiving	G	Rec	Yds	Avg	TD	LP
2003	12	1	-2	--	0	--



## Andrew ECONOMOS

**Snapper**  
6-1, 232 · Sr.-R  
Atlanta, Ga.

**68**

**AT TECH:** Returns for his third year as Georgia Tech's long-snapper on punts and placements . . . Very dependable snapper who also does an excellent job on punt coverage . . . Credited with six special teams tackles in 2003 . . . Forced a fumble against Maryland . . . In 2002, he recovered a fumbled punt by NC State's Jericho Cotchery in Tech's win over the eighth-ranked Wolfpack . . . Made four tackles on the season . . . Earned the long-snapping job in the spring of 2002 . . . Originally joined the program as a walk-on in 2000 but did not play football in 2001.

**HIGH SCHOOL:** Three-sport letterwinner in football, basketball and baseball at Marist School . . . Earned all-county honors in football and baseball as a senior . . . Played defensive end and linebacker for coach Alan Chadwick . . . Member of 2000 state championship basketball team.



# PLAYER PROFILES




**PERSONAL:** Full name is Andrew John Economos . . . Born June 3, 1980 . . . Parents are John and Colleen Economos . . . Older brother Steve briefly played on the basketball and baseball teams at Georgia Tech . . . Majoring in Management . . . Named to the ACC Academic Honor Roll for 2001-02 and 2003-04.

**Senior long snapper  
Andrew Economos**



## CAREER STATISTICS

Year.....	G	P-A	Total
2002 .....	13	1-3	4
2003 .....	13	2-4	6
Total .....	26	3-7	10



**Ajenavi  
EZIEMEFE**

**Fullback  
6-1, 225 • Jr.  
New Orleans, La. 28**

**AT TECH:** Solidly built running back who now plays fullback . . . Has previously played tailback, with career totals of 335 yards rushing and two touchdowns on 88 carries.

**2003:** Tech's fourth-leading rusher with 18 carries for 53 yards, plus four receptions for 29 yards . . . Had season-highs of seven carries for 20 yards against Auburn . . . Carried four times for 11 yards against Florida State and four times for 15 yards against Vanderbilt . . . Caught two passes for 14 yards in the Jackets' win over North Carolina . . . Added a 14-yard reception against Virginia and a one-yard catch against Tulsa in the Humanitarian Bowl.

**2002:** Tech's third-leading rusher with 282 yards on 70 attempts . . . Scored two touchdowns . . . Pressed into service as a true freshman last fall due to injuries at the tailback position . . . Saw his first action against BYU in the fourth game of the season . . . Had nine carries for 25 yards against the Cougars, including a one-yard touchdown run in the third quarter . . . Made his first start one week later against North Carolina and rushed for 136 yards and a touchdown on 32 carries . . . Named ACC Rookie of the Week for his efforts against the Tar Heels . . . Caught his only pass against Maryland with a 12-yard completion . . . Suffered a sprained ankle against the Terrapins that limited his effectiveness for several weeks.

**HIGH SCHOOL:** The No. 16 prospect on *SuperPrep's* Louisiana 45 list . . . Named to the *Atlanta Journal-Constitution's* Super Southern 100 . . . Second-team all-state as a senior, when he rushed for 756 yards and 13 touchdowns . . . Three-time all-district selection . . . Team captain for coach Don Wattigny at Edna Karr High School, which also produced current Yellow Jacket Eric Henderson.

**PERSONAL:** Full name is Ajenavi Christopher Eziemefe . . . Name pronounced ah-juh-NAH-vee eh-ZEM-eh-fee . . . First name means "Let this child live" in Nigerian . . . Nicknamed "Ace," which comes from his initials . . . Parents are Carolyn Eziemefe of New Orleans, La., and Godslove Eziemefe of Jacksonville, Fla. . . . Born June 26, 1984 . . . Majoring in Management.

## GAME-BY-GAME STATISTICS

2003 .....	Rush	Yds	TD	LP	Rec	Yds	TD	LP	TD
BYU .....	DNP								
Auburn .....	7	20	0	13	0	0	0	0	
FSU .....	4	11	0	10	0	0	0	0	
Clemson .....	DNP								
Vandy .....	4	15	0	6	0	0	0	0	
NC State .....	0	0	0	0	0	0	0	0	
Wake .....	3	7	0	3	0	0	0	0	
Maryland .....	0	0	0	0	0	0	0	0	
Duke .....	DNP								
North Carolina* .....	0	0	0	0	2	14	0	12	
Virginia .....	0	0	0	0	1	14	0	14	
Georgia .....	DNP								
Tulsa .....	0	0	0	0	1	1	0	1	

2002 .....	Rush	Yds	TD	LP	Rec	Yds	TD	LP	TD
BYU .....	9	25	1	6	0	0	0	0	1
North Carolina .....	32	136	1	19	0	0	0	0	1
Wake Forest .....	11	47	0	17	0	0	0	0	
Maryland .....	5	16	0	21	1	12	0	12	
Virginia .....	2	12	0	8	0	0	0	0	
NC State .....	7	8	0	3	0	0	0	0	
Florida State .....	DNP								
Duke .....	0	0	0	0	0	0	0	0	
Georgia .....	1	0	0	0	0	0	0	0	
Fresno State .....	3	38	0	24	0	0	0	0	

## CAREER STATISTICS

Year	G	Att	Yds	Avg	TD	LP	Rec	Yds	Avg	TD	LP
2002	9	70	282	4.0	2	24	1	12	12.0	0	12
2003	9	18	53	2.9	0	13	4	29	7.2	0	14
Total	18	88	335	3.8	2	24	5	41	8.2	0	14



# PLAYER PROFILES

## CAREER HIGHS

**Att:** 32 vs. North Carolina, 2002

**Yards Rushing:** 136 vs. North Carolina, 2002

**Long:** 24 vs. Fresno State, 2002

**TD:** 1, vs. BYU, 2002; North Carolina, 2002

**Receptions:** 2 vs. North Carolina, 2003 (14 yds)

**Yards Receiving:** 14 vs. North Carolina, 2003 (2 rec); Virginia, 2003 (1 rec)

**Long:** 14 vs. Virginia, 2003



## Brian FLEURIDOR

**Cornerback**

**5-11, 185 · So.**

**Delray Beach, Fla. 26**

**AT TECH:** Backup defensive back who earned playing time as a true freshman last fall on special teams . . . Played on kickoff return and kickoff coverage in 2003.

**HIGH SCHOOL:** Three-time, first-team all-county selection . . . Earned second-team all-state honors as a junior . . . Had one interception, which he returned for a touchdown, and seven pass breakups, along with 35 tackles his senior year . . . Made 56 tackles, seven interceptions and 10 pass breakups as a junior . . . Selected for the Outback Bowl All-Star Game . . . Team and four-year letterman captain for coach Brian Dodds at Boca Raton High.

**PERSONAL:** Brian Fleuridor (pronounced FLOOR-uh-door) . . . Parents are Gilbert Fleuridor and Yolette Agusma . . . Born June 10, 1984 . . . Majoring in Management.



## Joe GASTON

**Safety**

**5-10, 195 · So.**

**Marietta, Ga. 37**

**AT TECH:** Will try to earn playing time in the secondary after lettering as a true freshman on special teams . . . Made nine tackles in 2003, including six primary hits, all on special teams . . . Season-high three tackles versus Florida State . . . Caused a fumble in Tech's win over Vanderbilt.

**HIGH SCHOOL:** Named to *Atlanta-Journal Constitution's* Top 50 in Georgia . . . Honorable mention all-region selection by *PrepStar* . . . First-team all-Cobb County and honorable mention all-state selection (Class 5A) by the *Atlanta Journal-Constitution* . . . Also earned all-county honors as a junior and honorable mention

recognition as a sophomore . . . Ranked the No. 37 prospect in Georgia by *BorderWars* . . . Made 80 tackles and four interceptions as a senior, when he also scored 13 touchdowns as a running back/kick returner . . . Honored as Back of the Week by the Atlanta Touchdown Club . . . Credited with 120 tackles and six interceptions as a junior . . . Four-year letterman for coach Ed Dudley at Walton High.

**PERSONAL:** Full name is Joseph Harling Gaston . . . Born July 12, 1984 . . . Parents are Bruce Gaston and Betty Gaston . . . Majoring in Management.

## CAREER STATISTICS

Year.....	G-GS	P-A	Tkl	TFL	Sck	FC	FR	Int	PB
2003.....	13-0	6-3	9	0	0	1	0	0	0

## CAREER HIGHS

**Tackles:** 3 vs. Florida State, 2003



## Rashaun GRANT

**Running Back**

**5-10, 192 · Fr.-R**


**Tampa, Fla. 3**

**AT TECH:** Talented tailback prospect who will compete for playing time . . . Has very good speed and elusiveness, but needs to continue to work on blocking technique . . . Redshirted in 2003.

**HIGH SCHOOL:** Rated the nation's No. 2 all-purpose running back by *Rivals*, which tabbed him the No. 64 prospect overall . . . Ranked the No. 13 running back in the nation by Tom Lemming and No. 16 by *TheInsiders.com* . . . Tabbed to the Super Southern 100 by the *Atlanta Journal-Constitution* . . . Member of the *Florida Times-Union* Florida Super 75 and *Orlando Sentinel* Florida Top 100 . . . Rated the No. 20 player in Florida by *BorderWars.com* . . . *Prep Star* Dream Team all-America. . . Second-team all-state (Class 4-A) by the Florida Sportswriters Association . . . Senior season at Jefferson High was ended by a broken ankle but still rushed for 1,003 yards and 13 touchdowns in just eight games . . . Also had 18 catches for 330 yards and two punt returns for scores . . . Had 1,127 yards rushing, 456 yards receiving and 19 scores as a junior . . . Added 936 yards rushing as a sophomore.

**PERSONAL:** Full name is Rashaun Adari Grant . . . Son of James and Yvonne Robinson . . . Born Oct. 6, 1984 . . . Majoring in Management.

# PLAYER PROFILES



## Eric GRISWOLD

**Punter**

**6-1, 200 · So.-R  
Marietta, Ga.**

**93**

**AT TECH:** Walk-on punter who joined the program in 2002, when he redshirted.

**HIGH SCHOOL:** Two-year letterwinner as a punter and placekicker for coach Scott Jones at Kennesaw Mountain High . . . Earned all-county honors . . . Also lettered in soccer . . . Spent his first two years at Westover High in Albany, Ga.

**PERSONAL:** Full name is Eric Clayton Griswold . . . March 30, 1984 . . . Son of Guy Griswold and Sue Keenan . . . Majoring in Management.



## KaMichael HALL

**Linebacker**

**6-0, 225 · So.  
Houston, Texas**

**35**

**AT TECH:** Promising young defender who is in line to earn the starting role at the weak-side outside linebacker . . . A mainstay on Tech's special teams as a true freshman last season . . . Credited with 12 tackles . . . Had a season-high three tackles with two tackles for loss against Tulsa in the Humanitarian Bowl . . . Also had three tackles against Vanderbilt.

**HIGH SCHOOL:** Rated the No. 67 linebacker in the nation by Rivals . . . Named to Max Emfinger's Texas Super All-State team . . . Finalist for the Houston Touchdown Club's Defensive Player of the Year honor . . . District Most Valuable Defensive Player . . . Recorded 160 tackles, nine tackles for loss and two interceptions as a senior . . . Team captain and three-year letterman for coach Gene Johnson at Klein Forest High.

**PERSONAL:** Full name is KaMichael Charles Hall (first name pronounced KAY-mike-ull) . . . Parents are Richard and Nessia Hall . . . Born January 22, 1985 . . . Majoring in Management.

### CAREER STATISTICS

Year.....	G-GS	P-A	Tkl	TFL	Sck	FC	FR	Int	PB
2003 .....	13-0	3-9	12	2-2	0	0	0	0	0

### CAREER HIGHS

**Tackles:** 3 vs. Vanderbilt, 2003; Tulsa, 2003



## I-Perfection HARRIS

**Cornerback**

**5-10, 175 · So.-R  
Staten Island, N.Y.**


**11**

**AT TECH:** Secondary prospect who earned some playing time last fall on special teams . . . Took a redshirt year in 2002 . . . Lacks size but has good speed and athletic ability . . . Also competes for the Tech track team.

**TRACK:** Placed fifth in the long jump at the 2003 Atlantic Coast Conference Indoor Track & Field Championships with a leap of 23 feet, 6.25 inches.

**HIGH SCHOOL:** Rated the No. 6 prospect in New York state by *SuperPrep* . . . Ranked among the nation's top 25 skilled athletes in *SuperPrep* preseason magazine . . . As a senior, he rushed for 1,150 yards and 10 touchdowns for a team that went undefeated and was ranked No. 10 in the nation in *USA Today's* final poll . . . Also caught nine passes for 145 yards and three more scores and had 36 tackles and four interceptions on defense . . . Coached by Dino Mangiero at Poly Prep Country Day School in Brooklyn, N.Y. . . . Track standout with personal bests of 24-feet, 8-inches in the long jump and 48-feet, 6-inches in the triple jump . . . Won the state title in the long jump as a sophomore and the prestigious Penn Relays as a junior.

**PERSONAL:** Full name is I-Perfection Harris . . . Born March 23, 1984 . . . Son of Karen Harris of Staten Island and Michael Vassell of Lawrenceville, Ga. . . Majoring in Management.



## Marcus HARRIS

**Defensive Tackle**

**6-1, 262 · Fr.-R  
Decatur, Ga.**

**63**

**AT TECH:** Adds depth on the defensive line . . . Joined the program as a walk-on in 2003, when he redshirted.

**HIGH SCHOOL:** First-team all-DeKalb/Rockdale County selection as an offensive lineman by the Atlanta Journal-Constitution . . . Two-time selection as the team's top offensive lineman . . . Three-year letterwinner for coach Bill Harris at Lakeside High.

**PERSONAL:** Full name is Marcus Harris . . . Born August 5, 1985 . . . Parents are Gary and Sabrina Harris . . . Majoring in Industrial Engineering.



# PLAYER PROFILES



## **Eric HENDERSON**

**Defensive End**  
**6-3, 265 • Jr.-R**  
**New Orleans, La. 56**

**AT TECH:** All-America candidate at right defensive end . . . Developed into a big-player performer with an all-conference season last fall . . . Tabbed to the preseason Rotary Lombardi Award Watch List . . . Preseason second-team all-America by *Athlon Sports* and *Street & Smith's* magazines . . . First-team all-ACC selection by virtually every preseason publication . . . After just 26 games, he already has 39 career tackles for loss (fifth in Tech history) and 16 career sacks (10th) . . . Has at least one tackle for loss in his last 15 games.

**2003:** First-team all-ACC defensive end who led the league in sacks with 11 (0.85 per game) and ranked second in tackles for loss with 24 tackles, a Tech season record . . . Also had four pass breakups, two forced fumbles and a blocked kick . . . Named to the 2003 ACC All-Academic football team.

Named Bronko Nagurski National Defensive Player of the Week and ACC Defensive Lineman of the Week after helping Tech to a standout defensive effort in win over Auburn . . . Collected three sacks plus another tackle for loss and a forced fumble against the Tigers . . . Helped the Tech defense limit Auburn to 40 yards rushing and NC State to minus-8 yards rushing . . . Made a huge play in Tech's overtime win over Vanderbilt by blocking Vandy's field goal attempt on the final play of regulation . . . Had three tackles for loss with two sacks, a forced fumble and a pass breakup in Tech's 7-3 win over Maryland.

**2002:** Named to the Freshman All-America third team and Freshman All-ACC first team by *The Sporting News* . . . Started six games at defensive end but also played inside on passing downs . . . Tied for the team lead with 15 tackles for loss, including five sacks, also first on the squad . . . Sixth on the team in tackles with 58 . . . Also has two pass breakups and a forced fumble . . . Moved into the starting lineup beginning with the Virginia game . . . Career-best 11 tackles with two tackles for loss against Fresno State . . . Added 10 tackles with one tackle for loss against Florida State . . . Collected five tackles with three tackles for loss, including two sacks, plus a forced fumble and a pass deflection, in Tech's win over BYU . . . Had eight tackles with three tackles for loss against Wake Forest . . . Had two tackles for loss, including

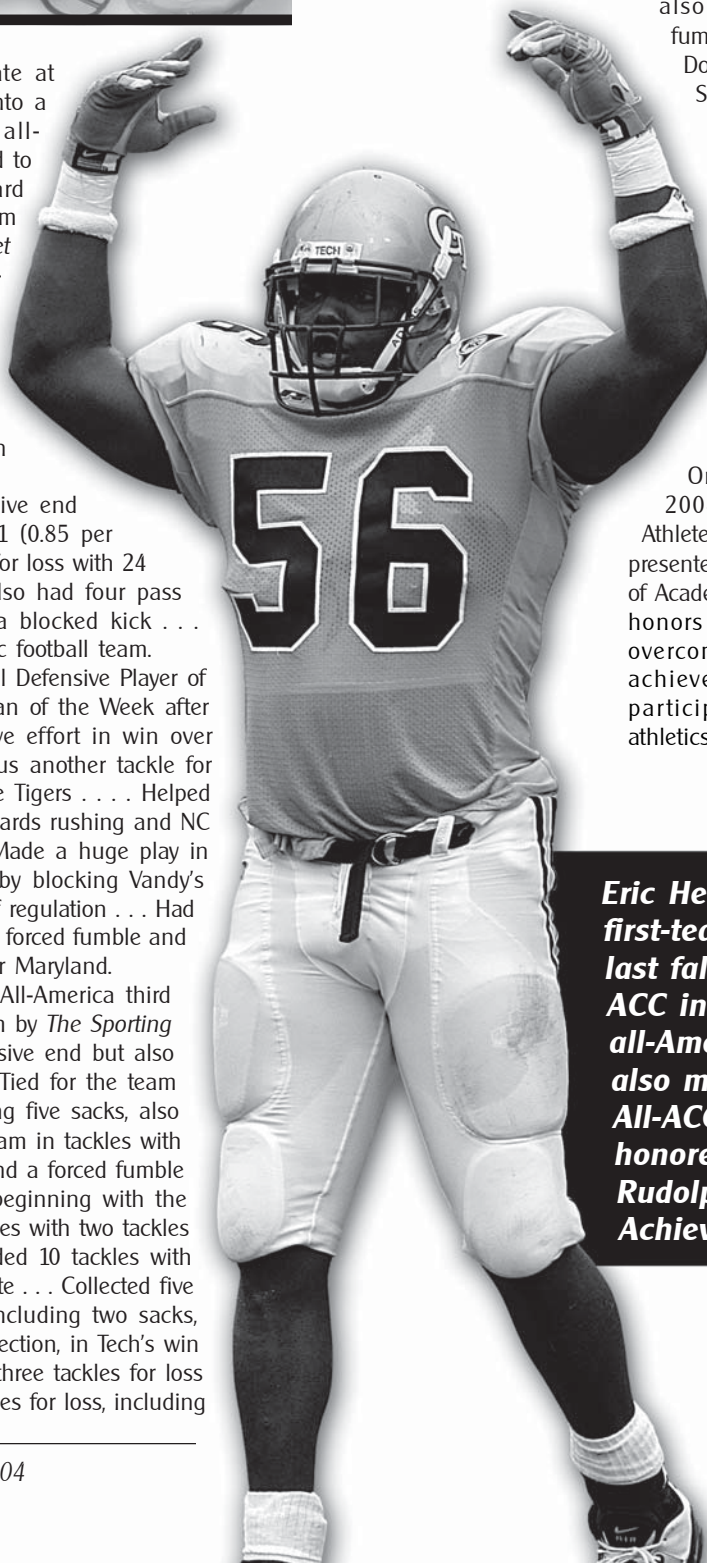
one sack, in the Jackets' upset of eighth-ranked NC State . . . Made a key defensive play in the fourth quarter of Tech's win over UNC, when he had a tackle for loss on third down deep in Tech territory, helping to end the Tar Heels' final threat . . . Redshirted in 2001.

**HIGH SCHOOL:** All-state, all-district and all-Metro . . . Named to Max Emfinger's Louisiana Elite 85 . . . Made 131 tackles and 13 sacks as a senior . . . Had two sacks for safeties and a fumble recovery for a touchdown . . . Credited with 132 tackles and 12 sacks as a junior, when he returned a fumble 98 yards for a score . . . Broke the school record with 16 sacks as a sophomore and also had 101 tackles and six fumble recoveries . . . Coached by Don Wattigny at Edna Karr High School, where he was a teammate of running back Ajenavi Eziemefe . . . Also lettered in basketball and baseball.

**PERSONAL:** Full name is Eric Charles Henderson . . . Born January 8, 1983 . . . Mother Romona Henderson is deceased . . . Named to the 2003 Academic All-ACC team . . .

One of four recipients of the 2004 Wilma Rudolph Student-Athlete Achievement Award, which is presented by the National Association of Academic Advisors for Athletics and honors student-athletes who have overcome great personal odds to achieve academic success while participating in intercollegiate athletics . . . Majoring in Management.

**Eric Henderson earned first-team All-ACC honors last fall as he led the ACC in sacks. The junior all-America candidate also made the Academic All-ACC team and was honored with the Wilma Rudolph Student-Athlete Achievement Award.**





# PLAYER PROFILES



## GAME BY GAME STATISTICS

2003	P-A-T	TFL	Sck	FC	FR	Int	PB	BK
BYU*	1-2-3	1-5	1-5	0	0	0	1	0
Auburn*	2-4-6	4-21	3-20	1	0	0	0	0
Florida State*	2-2-4	1-1	0-0	0	0	0	0	0
Clemson*	2-1-3	2-4	2-4	0	0	0	0	0
Vanderbilt*	3-3-6	2-3	0-0	0	0	0	1 (FG)	1
NC State*	0-3-3	1-1	0-0	0	0	0	0	0
Wake Forest*	4-0-3	1-6	1-6	0	0	0	0	0
Maryland*	3-4-7	3-12	2-11	1	0	0	1	0
Duke*	1-2-3	1-7	1-7	0	0	0	0	0
North Carolina*	2-0-2	2-8	1-7	0	0	0	0	0
Virginia*	2-0-2	2-9	0-0	0	0	0	1	0
Georgia*	4-1-5	3-7	0-0	0	0	0	0	0
Tulsa*	1-1-2	1-7	1-7	0	0	0	0	0

2002	P-A-T	TFL	Sck	FC	FR	Int	PB
Vanderbilt	2-2-4	0	0	0	0	0	1
UConn	1-0-1	0	0	0	0	0	0
Clemson	0-0-0	0	0	0	0	0	0
BYU	2-3-5	3-11	2-10	1	0	0	1
North Carolina	2-0-2	1-3	0	0	0	0	0
Wake Forest	2-6-8	3-4	0	0	0	0	0
Maryland	3-0-3	2-5	0	0	0	0	0
Virginia*	1-2-3	0	0	0	0	0	0
NC State*	3-1-4	2-10	1-9	0	0	0	0
Florida State*	4-6-10	1-2	0	0	0	0	0
Duke*	2-3-5	0	0	0	0	0	0
Georgia*	2-0-2	1-13	1-13	0	0	0	0
Fresno State*	4-7-11	2-3	1-2	0	0	0	0

## CAREER STATISTICS

Year	G-GS	P-A	Tkl	TFL	Sk	FC	FR	Int	PB	BK
2002	13-6	28-30	58	15-51	5-34	1	0	0	2	0
2003	13-13	26-23	49	24-91	11-73	2	0	0	4	1
Total	26-19	54-53	107	39-142	16-107	3	0	0	6	1

## CAREER HIGHS

**Tackles:** 11 vs. Fresno State, 2002

**TFL:** 4 vs. Auburn, 2003

**Sacks:** 3 vs. Auburn, 2003



**Brad  
HONEYCUTT**

**Guard  
6-4, 308 • Jr.-R  
Mesquite, Texas**

**72**

**AT TECH:** Returning starter at right guard . . . Moved into a starting role last season after one year as a backup at tackle . . . Earned the starting berth with an excellent spring, when he was one of Tech's most improved players . . . Has good athletic ability for his size.


**2003:** Started 12 of 13 games at right guard after earning the job in the spring . . . Enjoyed a solid season, helping pave the way for the ACC's leading rusher, P.J. Daniels.

**2002:** Started one game in 2002 . . . Pressed into service when tackles Nat Dorsey and Jeremy Phillips were injured . . . Replaced Phillips against Florida State, playing the entire second half at left tackle . . . Started at left tackle the following week against Duke . . . Redshirted in 2002.

**HIGH SCHOOL:** Offensive line prospect who was rated the No. 83 player and the No. 19 offensive lineman in Texas by SuperPrep . . . Member of Prep Star's All-Midlands Region team . . . Second-team all-state selection . . . First-team all-area and all-district . . . Team captain for coach Steve Halpin at Mesquite High . . . Graded 91 percent for his senior season . . . Helped team to state semifinals as a junior, when he was a second-team all-district selection.

**PERSONAL:** Full name is Bradley Truett Honeycutt . . . Born July 29, 1983 . . . Parents are Truett and Kathy Honeycutt . . . Majoring in Management.

**Junior  
Guard  
Brad  
Honeycutt**



# PLAYER PROFILES



## Reuben HOUSTON

**Cornerback**  
**6-0, 195 • Jr.-R**  
**Peachtree City, Ga.** **9**

**AT TECH:** Tech's top returnee at cornerback after starting every game last fall . . . Has four career interceptions . . . Excellent athlete who is a former all-ACC triple jumper for the Tech track team.

**2003:** Second on the team with three interceptions, along with a team-leading eight pass breakups . . . Tech's fifth-leading tackler with 70, including four tackles for loss . . . Made two huge plays in Tech's win over North Carolina with a second-quarter interception, which he returned to the UNC 29-yard line to set up a touchdown, and then a fourth-quarter fumble recovery at the Tech 14-yard line . . . Also had a sack and a pass breakup against UNC and was named ACC Defensive Back of the Week . . . Intercepted a pass in the end zone and returned it 47 yards to set up a Tech touchdown against Florida State . . . Grabbed an interception in the season opener at BYU . . . Credited with four pass breakups against Tulsa in the Humanitarian Bowl.

**2002:** Named to the ACC All-Freshman team by *The Sporting News* . . . Played in every game as the nickel back and totalled 33 tackles, with three tackles for loss, two sacks, one interception, a fumble recovery, four forced fumbles and three pass breakups . . . Made two key defensive plays to help preserve Tech's win over eighth-ranked NC State . . . With Tech leading 24-17, he ended an NC State scoring threat by recovering a fumble at the Tech 31-yard line with eight minutes left . . . After an interception gave the ball back to the Wolfpack, he batted down Philip Rivers' fourth-down pass at the Tech 28 with four minutes to play . . . Made another big play in Tech's win over North Carolina when he stripped the ball from UNC tight end Bobby Blizzard, forcing a fumble at the one-yard line and preventing a touchdown . . . Season-high eight tackles, a sack for an 11-yard loss on third down, and a pass breakup against BYU.


**TRACK:** Earned all-Atlantic Coast Conference honors with a second-place finish in the triple jump at the 2002 ACC Indoor Track and Field Championships; leaped 47 feet, 7.0 inches . . . Jumped 49 feet, 9.25 inches at the 2003 ACC Championships and placed fifth . . . Not competing in 2004.

**HIGH SCHOOL:** Georgia AAAAA Offensive Player of the Year by the Atlanta Journal-Constitution . . . Member of the AJC's Marvelous Metro 11, Super Southern 100 and Top 50 in Georgia . . . Also named Class AAAAA Player of the Year by the Augusta Chronicle . . . Tabbed to Max Emfinger's Super 20 in Georgia . . . Named to the Border Wars Top 100 prospects in the South . . . Atlanta Touchdown Club Offensive Back of the Year . . . All-Southeast Region by Prep Star . . . Outstanding two-way player who

gained 2,138 all-purpose yards and made 68 tackles and two interceptions . . . Rushed 145 times for 1,401 yards (10.4 average) and 14 touchdowns . . . Caught 21 passes for 428 yards and five scores . . . Coached by Mike Earwood at Starr's Mill High . . . Chosen for the Georgia-Florida All-Star Game . . . Two-time state champion in the triple jump, winning the AAAAA title as a senior and the AAA crown as a junior . . . Leaped 47-9 1/2 feet to win the 2001 title, but had a personal best of 48-11 3/4 at the Georgia Indoor Championships.

**PERSONAL:** Full name is Reuben James Houston . . . Parents are Luther and Patricia Houston . . . Born October 30, 1982 . . . Majoring in Management.

**Junior cornerback  
Reuben Houston  
has four career  
interceptions.**





# PLAYER PROFILES



## GAME-BY-GAME STATISTICS

2003	P-A-T	TFL	Sck	FC	FR	Int	PB
BYU*	3-4-7	0	0	0	0	1-0	0
Auburn*	3-3-6	0	0	0	0	0	1
Florida State*	5-0-5	1-3	0	0	0	1-47	0
Clemson*	7-3-10	1-2	0	0	0	0	0
Vanderbilt*	3-1-4	0	0	0	0	0	0
NC State*	3-1-4	0	0	0	0	0	0
Wake Forest*	3-0-3	0	0	0	0	0	0
Maryland*	0-2-2	0	0	0	0	0	1
Duke*	2-3-5	1-2	0	0	0	0	0
North Carolina*	3-5-8	1-15	1-15	0	1-0	1-18	1
Virginia*	9-3-12	0	0	0	0	0	0
Georgia*	3-0-3	0	0	0	0	0	1
Tulsa*	1-0-1	0	0	0	0	0	4

2002	P-A-T	TFL	Sck	FC	FR	Int	PB
Vanderbilt	1-0-1	0	0	0	0	0	0
UConn	0-0-0	0	0	0	0	1-0	1
Clemson	0-0-0	0	0	0	0	0	0
BYU	3-5-8	1-11	1-11	0	0	0	1
North Carolina	4-0-4	1-11	1-11	1	0	0	0
Wake Forest	1-1-2	0	0	0	0	0	0
Maryland	2-0-2	0	0	0	0	0	0
Virginia	1-0-1	0	0	0	0	0	0
NC State	1-0-1	0	0	1	1	0	1
Florida State	1-3-4	0	0	0	0	0	0
Duke	4-1-5	0	0	1	0	0	0
Georgia	1-0-1	0	0	0	0	0	0
Fresno State	4-0-4	1-2	0	1	0	0	0

## CAREER STATISTICS

Year	G-GS	P-A	Tkl	TFL	Sck	FC	FR	Int	PB
2002	13-0	23-10	33	3-24	2-22	4	1	1-0	3
2003	13-13	44-26	70	4-22	1-15	0	1-0	3-65	8
Total	26-13	67-36	103	7-46	3-37	4	2	4-65	11

## CAREER HIGHS

**Tackles:** 12 vs. Virginia, 2003

**Interceptions:** 1 vs. Connecticut, 2003; BYU, 2003; Florida State, 2003; North Carolina, 2003

**PB:** 4 vs. Tulsa, 2003



**Eddie  
IVERY**


**Wide Receiver  
5-10, 165 · So.-R  
Tampa, Fla.**

**36**

**AT TECH:** Wide receiver prospect who has been plagued by injuries the last two years . . . Suffered a knee injury in the summer of 2002 and missed the entire season . . . Injured the same knee in 2003 and again missed the season . . . Played running back in high school.

**HIGH SCHOOL:** Rushed for 1,430 yards and 14 touchdowns as a senior as he helped lead Chamberlain High to the Class 5A state championship game . . . Received the Guy Toph Award, Hillsborough County's version of the high school Heisman Trophy and the county's oldest athletic award . . . Member of the National Honor Society . . . Coached by Billy Turner.

**PERSONAL:** Full name is Eddie Lee Ivery, Jr. . . . Born March 3, 1984 . . . Parents are Anna Ivery and Eddie Lee Ivery, Sr. . . . The son of one of the top players in Georgia Tech history . . . Ivery, Sr., starred at running back for the Jackets from 1975-78, gaining 3,517 yards, and then played 10 years for the Green Bay Packers; he is now on staff at Tech as an assistant strength and conditioning coach . . . Majoring in Management.



**Johnathan  
JACKSON**

**Fullback  
6-2, 225 · Sr.-R  
Jacksonville, Fla.**

**32**

**AT TECH:** Backup fullback and special teams player who has been hampered by injuries the last two seasons . . . Missed spring practice.

**2003:** Caught two passes for 18 yards, both in Tech's victory over 17th-ranked Auburn . . . Carried the ball one time for a four-yard gain against Florida



**Senior  
fullback  
Johnathan  
Jackson**



# PLAYER PROFILES

State . . . Injured against Virginia.

**2002:** Played primarily on special teams in 2002 but also saw time on offense in certain packages . . . Carried the ball three times for 13 yards and netted two yards on two pass receptions . . . Made six tackles on special teams . . . Sustained a fractured and dislocated ankle on a punt return against Duke in the 11th game of the 2002 season.

**2001:** Earned limited playing time . . . Did not carry the ball but made six tackles on special teams . . . Redshirted in 2000.

**HIGH SCHOOL:** Rated the No. 51 prospect in Florida by SuperPrep and the No. 28 prospect in the state by ACC Sports Journal . . . Ranked among the top 75 players in Florida by Florida Prep Football . . . Named to the Florida Times-Union Super 24 . . . Caught 32 passes for 688 yards and nine touchdowns as a senior, averaging 21.5 yards per catch . . . Hails from Bolles School, a prep powerhouse that also produced former Tech receiver Dez White . . . Coached by Corky Rogers . . . Also lettered in basketball and track . . . Member of state championship teams in football and track as a junior.

**PERSONAL:** Full name is Johnathan DeWayne Jackson . . . Born February 20, 1982 . . . Parents are Johnnie Jackson and Paula Jackson . . . Majoring in Building Construction.

## CAREER STATISTICS

Rushing	G-GS	Att	Yds	Avg	TD	LP
2001	11-0	0	0	0.0	0	0
2002	11-0	3	13	4.3	0	6
2003	10-0	1	4	4.0	0	4
Total	32-0	4	17	4.3	0	6

Receiving	G-GS	Rec	Yds	Avg	TD	LP
2001	11-0	0	0	0.0	0	0
2002	11-0	2	2	1.0	0	3
2003	10-0	2	18	9.0	0	10
Total	32-0	4	20	5.0	0	10

Defense	G-GS	P-A	Tkl	TFL	Sck	FC	FR	Int	PB
2001	11-0	4-2	6	0	0	0	0	0	0
2002	11-0	5-1	6	0	0	0	0	0	0
2003	10-0	1-1	2	0	0	0	0	0	0
Total	32-0	10-4	14	0	0	0	0	0	0



**Alex  
JOHNSON**

**Linebacker**  
**5-11, 235 • Fr.-R**  
**Owensboro, Ky.**

**66**

**AT TECH:** Walk-on linebacker attending Georgia Tech on a President's Scholarship, the Institute's most prestigious academic scholarship . . . Joined the program in 2003.

**HIGH SCHOOL:** Four-year letterwinner for coach David Barnes

at Daviess County High . . . All-area and honorable mention all-state selection . . . Named area Defensive Player of the Year.

**PERSONAL:** Full name is Alex Ardon Johnson . . . Son of Barney and Melissa Johnson . . . Born November 14, 1984 . . . Majoring in Nuclear and Radiological Engineering . . . Named to the 2003-04 ACC Academic Honor Roll.



**Kenton  
JOHNSON**


**Tackle**  
**6-6, 320 • Sr.-R**  
**Hollywood, Fla.**

**71**

**AT TECH:** Enter the fall as the backup at right tackle . . . Worked his way into the lineup over the second half of last season, rotating in as the third tackle behind starters Nat Dorsey and Kyle Wallace . . . Transfer from Morris Brown in Atlanta . . . Enrolled at Tech for the summer, 2003 semester and was eligible immediately because the program at Morris Brown no longer exists . . . Has good size.

**HIGH SCHOOL/COLLEGE:** Spent three years at Morris Brown . . . Lettered one year for coach Mike Pitts . . . Attended high school at South Broward High, playing for coach Antonio Williams.

**PERSONAL:** Full name is Kenton Hemington Johnson . . . Son of Karen Johnson . . . Born September 29, 1982 . . . Majoring in History, Technology and Society.



**David  
JORDAN**

**Placekicker**  
**6-4, 210 • So.-R**  
**Columbus, Ga.**

**33**

**AT TECH:** Placekicker with a strong leg . . . Candidate to be Tech's kickoff specialist after sharing the kickoff duties with Dan Burnett in 2003 . . . Saw his first game action with a kickoff against Maryland and had at least one kickoff in five of the final six games . . . Redshirted in 2002.

**HIGH SCHOOL:** Class A first-team all-state selection by the *Atlanta Journal-Constitution* . . . Member of the *Columbus Ledger-Enquirer's* Dandy Dozen . . . Tabbed to *PrepStar's* Top 100 Dream Team . . . Made six of 10 field goals with a long of 47 yards as a senior, but two misses were beyond 50 yards . . . Career long field goal was a 52-yarder as a junior . . . Hit 24 of 25 PATs as a senior and 28 of 29 as a junior . . . Coached by Steve Sparks at Brookstone High . . . Lettered four times in football and three times in soccer.

# PLAYER PROFILES

**PERSONAL:** Full name is David Moutes Jordan, Jr. . . . Born October 28, 1983 . . . Son of David and Judy Jordan . . . Majoring in Management



**Travis  
KELLY**

**Center**  
**6-0, 264 · So.-R**  
**Warner Robins, Ga. 67**

**AT TECH:** Reserve at center . . . Played tight end last fall . . . Played in two games in 2003, including the Humanitarian Bowl . . . Hard-working player who joined the program as a walk-on in 2002.

**HIGH SCHOOL:** Three-year letterwinner at Warner Robins High . . . Earned all-county honors . . . An Eagle Scout.

**PERSONAL:** Full name is Travis Grant Kelly . . . Parents are Clark and Lori Kelly . . . Born June 7, 1984 . . . Majoring in Mechanical Engineering.



**Dawan  
LANDRY**

**Strong Safety**  
**6-2, 215 · Jr.-R**  
**Ama, La. 20**

**AT TECH:** Big, athletic safety . . . Fierce hitter who excels in run support . . . Former left-handed quarterback who moved to safety in the spring of 2002.

**2003:** Tech's fourth-leading tackler with 85 hits, including six tackles for loss . . . Has two interceptions, two pass breakups and two fumble recoveries . . . Career-best 12 hits with three tackles for loss in win over Auburn . . . Had a fumble recovery, an interception and a pass breakup vs. Florida State . . . Also caught a 12-yard pass from punter Hal Higgins for a first down on a fake punt against the Seminoles . . . Sealed Tech's win over Wake Forest with an interception on the final play . . . Made 11 tackles against North Carolina and eight hits with one tackle for loss against Georgia . . . Had one of Tech's six fumble recoveries against Tulsa in the Humanitarian Bowl.

**2002:** Played in every game in 2002 on special teams and collected eight tackles . . . Quarterbacked Tech's scout team while redshirting in 2001 but moved to defense to take advantage of his athletic ability.

**HIGH SCHOOL:** Rated the No. 24 quarterback in the nation by Rivals.com . . . Named to the All-Southern team by the *Orlando Sentinel* . . . Tabbed to Max Emfinger's Louisiana Super Elite 18 . . . Rated the No. 3 athletic quarterback in the nation by Emfinger . . . Named to *Prep Star's* All-Southeast Region team . . . Passed for 1,291 yards and rushed for 1,575 yards . . . Accounted for 25 touchdowns, including 15 rushing and 10 passing, with only two interceptions . . . All-state honorable mention . . . All-Metro and All-River Parishes MVP . . . Led Hahnville High to an 11-0 regular season before falling in the second round of the playoffs . . . Added 1,950 yards passing and 795 yards rushing as a junior . . . Three-year letterman for coach Lou Valdin . . . Also a standout basketball player.

**PERSONAL:** Full name is Dawan Frank Landry . . . Parents are Frank and Rhonda Landry . . . Younger brother, LeRon, plays football at LSU . . . Born December 30, 1982 . . . Majoring in Management.

## GAME-BY-GAME STATISTICS

2003	P-A-T	TFL	Sck	FC	FR	Int	PB
BYU*	1-5-6	0	0	0	0	0	0
Auburn*	3-9-12	3-6	0	0	0	0	0

**Junior  
strong  
safety  
Dawan  
Landry**



# PLAYER PROFILES

Florida State*	0-0-0	0	0	0	1-0	1-26	1
Clemson*	1-6-7	1-1	0	0	0	0	0
Vanderbilt*	4-2-6	1-2	0	0	0	0	0
NC State*	3-1-4	0	0	0	0	0	1
Wake Forest*	3-3-6	0	0	0	0	1-0	0
Maryland*	7-3-10	0	0	0	0	0	0
Duke*	4-5-9	0	0	0	0	0	0
North Carolina*	3-8-11	0	0	0	0	0	0
Virginia*	5-0-5	0	0	0	0	0	0
Georgia*	8-0-8	1-1	0	0	0	0	0
Tulsa*	1-2-3	0	0	0	1-0	0	0

## CAREER STATISTICS

Year	G-GS	P-A	Tkl	TFL	Sck	FC	FR	Int	PB
2002	13-0	4-4	8	0	0	0	0	0	0
2003	13-13	41-44	85	6-10	0	0	2-0	2-26	2
Total	26-13	45-48	93	6-10	0	0	2-0	2-26	2

## CAREER HIGHS

**Tackles:** 12 vs. Auburn, 2003

**TFL:** 3 vs. Auburn, 2003

**Interceptions:** 1 vs. Florida State, 2003; Wake Forest, 2003

**Senior Mark Logan is a backup at both wide receiver and quarterback.**



**Mark  
LOGAN**

**Quarterback/Receiver  
5-11, 200 - Sr.-R  
Greenwood, S.C.**

**12**

**AT TECH:** Versatile veteran who is a backup at both wide receiver and quarterback . . . Came to Tech as a quarterback but moved to wide receiver in 2001 . . . Returned to quarterback in the spring . . . Also plays on some special teams units.

**2003:** Saw action primarily in three-receiver sets . . . Had four catches on the season for 55 yards and one touchdown . . . Made one of the biggest plays of the season with his diving 26-yard touchdown catch in Tech's upset win over Auburn . . . Had a seven yard reception against Vanderbilt on Tech's last-minute, game-tying touchdown drive that forced overtime . . . Also had receptions against Duke (6 yds) and Virginia (16 yds) . . . Had one kickoff return for 17 yards . . . Made two tackles on special teams.

**2002:** Caught six passes for 55 yards . . . Had two catches for 25 yards against Connecticut and two receptions for 15 yards versus Maryland . . . Longest reception was a 15-yard completion against Vanderbilt . . . Also ran the ball once for three yards against the Commodores . . . Played in three games on special teams on the kickoff return unit in 2001 . . . Redshirted in 2000.

**HIGH SCHOOL:** The 1999 South Carolina Player of the Year by *USA Today* . . . Selected Mr. Football by the South Carolina Athletic Coaches Association . . . Named to the *Atlanta Journal-Constitution's* Super Southern 100 . . . Also named to the South's Top 100 by the *Orlando Sentinel* . . . Responsible for 45 touchdowns, including 27 passing and 18 rushing . . . Passed for 2,184 yards while rushing for 545 . . . Led Greenwood to the AAAA, Division II state title, scoring three touchdowns against Aiken in the title game . . . Played in the North Carolina-South Carolina Shrine Bowl . . . Passed for 1,314 yards and 15 touchdowns as a junior while rushing for 797 yards and 16 touchdowns . . . Coached by Shell Dula . . . Also lettered in basketball and track.

**PERSONAL:** Full name is Mark Anthony Logan, Jr. . . . Born June 27, 1982 . . . Parents are Mark, Sr. and Brenda Logan . . . Majoring in Management.

## GAME-BY-GAME STATISTICS

2003	Rec	Yds	TD	LP
BYU	0	0	0	0
Auburn	1	26	0	26
Florida State	0	0	0	0
Clemson	0	0	0	0
Vanderbilt	1	7	0	7
NC State	0	0	0	0
Wake Forest	0	0	0	0
Maryland	0	0	0	0
Duke	1	6	0	6
North Carolina	0	0	0	0
Virginia	1	16	0	16
Georgia	0	0	0	0
Tulsa	0	0	0	0



# PLAYER PROFILES



## CAREER STATISTICS


Year.....	G-GS	Rec	Yds	Avg	TD	LP	Rsh	Yds	TD	LP
2002 .....	11-0	6	55	9.2	0	15	1	3	0	3
2003 .....	11-0	4	55	13.8	1	26	0	0	0	0
Total .....	22-0	10	110	11.0	1	26	1	3	0	3

## CAREER HIGHS

**Rec:** 2 vs. Connecticut, 2002 (25 yds); Maryland, 2002 (15 yds)

**Rec Yards:** 26 vs. Auburn, 2003 (1 rec)

**Long:** 26 vs. Auburn, 2003



**Michael  
MATTHEWS**

**Tight End**

**6-4, 265 • So.-R**


**Cincinnati, Ohio**

**48**

**AT TECH:** Young player who will try to earn playing time at tight end after switching from fullback . . . Moved to offense in the spring of 2003 . . . Recruited as a defensive end and played there during a redshirt year in 2002.

**HIGH SCHOOL:** Two-way standout who was a first-team all-conference and all-city honoree and second-team all-district selection . . . Rated the No. 22 tight end in the nation by Tom Lemming on ESPN.com . . . Caught 22 passes for 300 yards as a senior . . . Played only 40 snaps on defense but had 10 tackles and two sacks . . . Three-time letterman for coach Tom Adams at Sycamore High . . . Also lettered in basketball and baseball.

**PERSONAL:** Full name is Michael Lee Matthews . . . Born October 9, 1983 . . . Parents are Michael and Anna Matthews . . . Majoring in Management.



**Xavier  
McGUIRE**

**Wide Receiver**

**6-3, 210 • So.-R**

**Dallas, Texas**

**81**

**AT TECH:** Tall, lanky receiver who saw some action last season in three-receiver sets . . . Had four catches on the season for 25 yards . . . Longest reception was an 11-yard completion against Vanderbilt . . . Also had catches against Auburn, Florida State and NC State . . . Redshirted in 2002.

**HIGH SCHOOL:** Caught 48 passes for 860 yards as a senior . . . The No. 47 prospect in Texas according to *SuperPrep* . . . Named to the *Dallas Morning News'* Top 100 prospects in the Dallas-Fort Worth area . . . Tabbed to *PrepStar's* all-America team . . . Three-time all-district selection . . . Coached by Marvin Sedberry at Carter High School.

**PERSONAL:** Full name is Xavier Rashad McGuire . . . Born March 3, 1984 . . . Parents are Lawrence and Bessie McGuire . . . Majoring in Management.

## GAME-BY-GAME STATISTICS

2003 .....	Rec	Yds	TD	LP
BYU .....	0	0	0	0
Auburn .....	1	5	0	5
Florida State .....	1	9	0	9
Clemson .....	0	0	0	0
Vanderbilt* .....	1	11	0	11
NC State .....	1	0	0	0
Wake Forest .....	0	0	0	0
Maryland .....	0	0	0	0
Duke .....	0	0	0	0
North Carolina .....	0	0	0	0
Virginia .....	0	0	0	0
Georgia .....	0	0	0	0
Tulsa .....	0	0	0	0

## CAREER STATISTICS


Receiving .....	G-GS	Rec	Yds	Avg	TD	LP
2003 .....	10-0	4	25	6.2	0	11

## CAREER HIGHS

**Receptions:** 1 vs. Auburn, Florida State, Vanderbilt, NC State, 2003

**Yards Receiving:** 11 vs. Vanderbilt, 2003 (1 rec)

**Long:** 11 vs. Vanderbilt, 2003



**Nick  
MOORE**

**Linebacker**

**6-1, 228 • So.**

**Arlington, Texas**

**44**

**AT TECH:** Young linebacker who will compete for playing time . . . Has worked at both middle and outside linebacker . . . Lettered last fall on special teams as a true freshman . . . Played in every game in 2003 and made seven tackles.

**HIGH SCHOOL:** Second-team all-state selection in Class 5-A by the Texas Associated Press Sports Editors . . . Rated among the Top 100 prospects in the Dallas-Fort Worth area by the *Dallas Morning News* . . . Honorable mention all-region selection by *PrepStar* . . . Named all-area Defensive Player of the Year . . . Earned all-district honors on offense and defense the last two years . . . Led the district in tackles three straight years . . . Recorded 183

# PLAYER PROFILES

tackles as a senior, along with five interceptions, five forced fumbles, four fumble recoveries and four sacks . . . Also played fullback, rushing for 230 yards and six touchdowns . . . Registered 142 tackles as junior with four sacks, three interceptions, four caused fumbles and three fumble recoveries . . . Junior year offensive statistics included eight receptions for 100 yards and three touchdowns . . . Added 135 tackles and two interceptions as a sophomore . . . Three-year letterman for coach Mickey Finley at Arlington High . . . Member of the National Honor Society.


**PERSONAL:** Full name is Nicholas Jordan Moore . . . Born Sept. 14, 1984 . . . Parents are Barry and Carole Moore . . . Majoring in Management.

## CAREER STATISTICS

Year.....	G-GS	P-A	Tkl	TFL	Sck	FC	FR	Int	PB
2003 .....	13-0	2-5	7	0	0	0	0	0	0

## CAREER HIGHS

**Tackles:** 2 vs. Auburn, 2003




## LeShawn NEWBERRY

**Defensive Tackle**  
**6-0, 300 • Fr.-R**  
**Daytona Beach, Fla. 98**

**AT TECH:** Solidly-built defensive lineman . . . Redshirted last fall following a preseason knee injury . . . Missed spring practice but should be ready for the fall.

**HIGH SCHOOL:** Second-team all-state (Class 5-A) by the Florida Sportswriters Association . . . Earned second-team all-Central Florida honors from the *Orlando Sentinel* . . . The No. 60 prospect in Florida by *BorderWars* . . . Honorable mention all-region selection by *Prep Star* . . . Credited with 75 tackles, 15 tackles for loss, six sacks, five forced fumbles and two fumble recoveries as a senior . . . Played in the Central Florida All-Star Game . . . Team captain and four-year starter for coach Jared Zito at Spruce Creek High.

**PERSONAL:** Full name is LeShawn Levell Newberry . . . Parents are Leroy Newberry and Sheila Gordon . . . Born February 1, 1985 . . . Majoring in Management.



## Adamm OLIVER

**Defensive End**  
**6-4, 250 • Fr.-R**  
**New Port Richey, Fla. 42**

**AT TECH:** Promising young defender who will try to earn playing time as a backup . . . Plays behind Travis Parker . . . Could see action on passing downs . . . Redshirted last fall.

**HIGH SCHOOL:** First-team all-state (Class 4-A) by the Florida Sportswriters Association . . . Tabbed to the Florida Top 100 by the *Orlando Sentinel* . . . Two-way standout who also played running back . . . Earned first-team all-county honors on defense and second-team accolades on offense by the *Tampa Tribune*, which also named him Pasco County Defensive Player of the Year . . . Sunshine Athletic Conference Offensive and Defensive Player of the Year . . . Registered a school-record 151 tackles as a senior, along with 6.5 sacks, six forced fumbles and five blocked punts . . . Set school record with nine sacks as a junior . . . Rushed for 1,154 yards and 15 touchdowns as a senior after gaining over 500 yards as a junior . . . Four-year letterman for coach Troy Cornwell at Ridgewood High.

**PERSONAL:** Full name is Adamm Lee Oliver . . . Parents are Stan Oliver and Cyndi Walker . . . Born August 5, 1985 . . . Undecided Engineering major.



## Eddy PARKER

**Tackle**  
**6-4, 275 • Fr.-R**  
**Burnet, Texas 79**

**AT TECH:** Offensive line prospect who was injured in 2003 and took a redshirt year . . . Slated as a backup at tackle.

**HIGH SCHOOL:** First-team all-state (Class 3-A) by the Texas Associated Press Sports Editors . . . Named to Max Emfinger's Texas Super Team all-state team . . . Credited with 112 pancake blocks and 52 knockdown blocks in 15 games as a senior . . . Top-grading lineman on an offensive unit that produced 5,693 yards of total offense and 77 touchdowns . . . Three-time letterman for coach Bob Shipley at Burnet High . . . Helped his team reach the Texas 3-A state championship game . . . Also an Academic All-District.

**PERSONAL:** Full name is Edward Horace Parker . . . Parents are H.G. and Jane Parker . . . Born August 19, 1984 . . . Majoring in Management.



# PLAYER PROFILES



## Travis PARKER

**Defensive End**  
**6-5, 260 • Jr.-R**  
**Hacienda Hts, Calif. 94**

**AT TECH:** Two-year starter at defensive tackle who moves to defensive end this season . . . Honorable mention all-conference selection last season . . . Has started

25 of the Jackets' 26 games over the last two seasons, more starts than any other returnee on the Tech defense . . . Career total of 82 tackles with 20 tackles for loss . . . Preseason honorable mention all-America by *Street & Smith's* magazine.

**2003:** Earned honorable mention all-ACC recognition . . . Fourth on the team with 15 tackles for loss, including 2.5 sacks . . . Had a career-best eight tackles, with three tackles for loss, in Tech's outstanding defensive effort against Maryland . . . Had two tackles for loss and a forced fumble against Georgia . . . Opened the season with two tackles for loss against BYU, then added two more the following week in Tech's win over Auburn . . . Had one of Tech's six fumble recoveries in the Humanitarian Bowl win over Tulsa.

**2002:** Started 12 of 13 games at defensive tackle . . . Collected 42 tackles, including 23 primary hits . . . Season-high seven tackles with two tackles for loss and a sack against Georgia . . . Finished the season with six tackles, two tackles for loss, a sack and a pass breakup against Fresno State . . . Added five tackles and a pass breakup in Tech's win over Brigham Young . . . Had a tackle for loss against Wake Forest . . . Played defensive end while redshirting in 2001.

**HIGH SCHOOL:** Named first-team all-San Gabriel Valley by the *Los Angeles Times* . . . Also earned all-league honors . . . Collected 82 tackles and 12 sacks as a senior . . . Also played tight end and caught 19 passes for 370 yards and three touchdowns . . . Team MVP for coach Greg Gano at Los Altos High.

**PERSONAL:** Travis Andrew Parker . . . Son of Virginia Parker . . . Born January 9, 1983 . . . Majoring in History, Technology and Society.

**Junior defensive lineman  
Travis Parker was an honorable  
mention all-ACC pick in 2003.**

### GAME-BY-GAME STATISTICS

2003	P-A-T	TFL	Sk	FC	FR	Int	PB
BYU*	2-1-3	2-16	1-10	0	0	0	0
Auburn*	0-4-4	2-3	0.5-2	0	0	0	0
Florida State*	0-0-0	0	0	0	0	0	0
Clemson*	1-2-3	1-2	0	0	0	0	0
Vanderbilt*	4-1-5	1-3	0	0	0	0	0
NC State*	2-2-4	2-5	1-2	0	0	0	0
Wake Forest*	1-1-2	1-1	0	0	0	0	0
Maryland*	2-6-8	3-3	0	0	0	0	0
Duke*	1-1-2	1-1	0	0	0	0	0
North Carolina*	0-2-2	0	0	0	0	0	0
Virginia*	1-0-1	0	0	0	0	0	0
Georgia*	3-2-5	2-3	0	1	0	0	0
Tulsa*	0-1-1	0	0	0	1-0	0	0
2002	P-A-T	TFL	Sk	FC	FR	Int	PB
Vanderbilt*	0-1-1	0	0	0	0	0	0
UConn*	1-0-1	0	0	0	0	0	0
Clemson*	2-1-3	0	0	0	0	0	0
BYU	2-3-5	0	0	0	0	0	1
North Carolina*	3-0-3	0	0	0	0	0	0
Wake Forest*	1-2-3	1-1	0	0	0	0	0
Maryland*	1-1-2	0	0	0	0	0	0
Virginia*	2-1-3	0	0	0	0	0	0
NC State*	2-0-2	0	0	0	0	0	0

# PLAYER PROFILES

Florida State*	0-2-2	0	0	0	0	0	0
Duke*	2-2-4	0	0	0	0	0	0
Georgia*	5-2-7	2-8	1-4	0	0	0	0
Fresno State*	2-4-6	2-10	1-9	0	0	0	1

## CAREER STATISTICS

Year	G-GS	P-A	Tkl	TFL	Sck	FC	FR	Int	PB
2002	13-12	23-19	42	5-19	2-13	0	0	0	2
2003	13-13	17-23	40	15-37	2.5-14	1	1-0	0	0
Total	26-25	40-42	82	20-56	4.5-27	1	1-0	0	2

## CAREER HIGHS

**Tackles:** 8 vs. Maryland, 2003  
**TFL:** 3 vs. Maryland, 2003

**PERSONAL:** Full name is James Edward Reid, Jr. . . . Born November 24, 1983 . . . Parents are Jimmy and Vickie Reid . . . Majoring in History, Technology and Society.



## Chris REIS

**Linebacker**

**6-0, 215 · Jr.  
Roswell, Ga.**

**18**



## Kyle PUPELLO

**Linebacker**

**6-0, 220 · Fr.-R  
Tampa, Fla.**

**39**

**AT TECH:** Backup defender who will try to earn playing time at outside linebacker . . . Redshirted in 2003.

**HIGH SCHOOL:** Led his team with 125 tackles as a senior while causing six fumbles . . . . . Named to the *Tampa Tribune's* Hardnosed Throwback Player team . . . Team MVP as a junior . . . Had over 100 tackles and more than 50 receptions both his sophomore and junior seasons . . . Four-year letterman for coach Darlee Nelson at Plant High.

**PERSONAL:** Full name is Kyle Kenneth Pupello (pronounced puh-PELL-o). . . Parents are Joe and Tracy Pupello . . . Born Sept. 1, 1985 . . . Majoring in Management.



## Jay REID

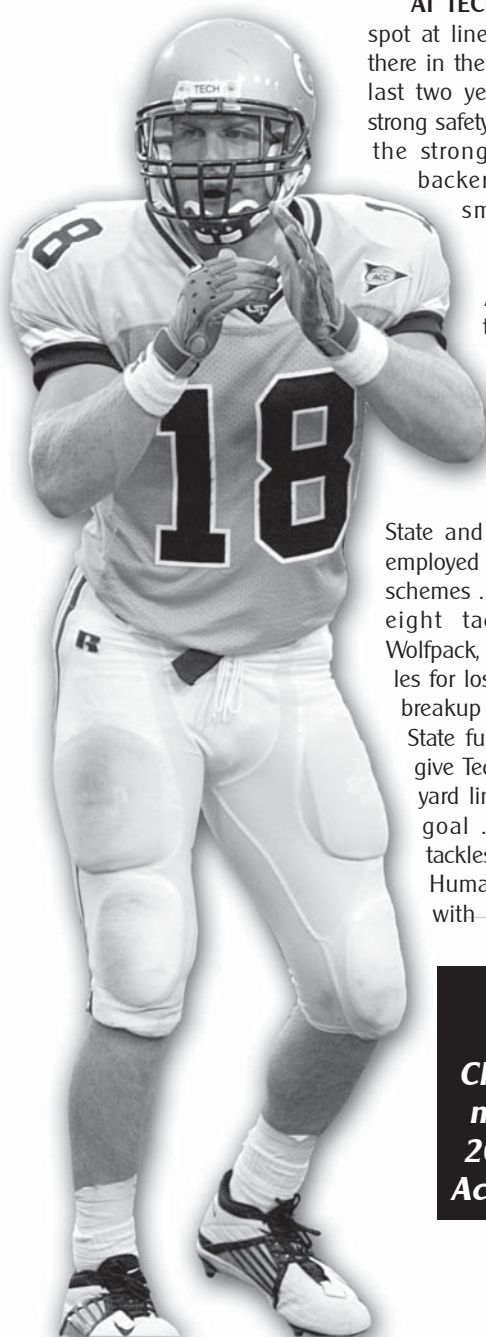
**Fullback**

**6-1, 260 · Jr.-R  
Carnesville, Ga.**

**86**

**AT TECH:** Reserve fullback with good size . . . Originally joined the program as a walk-on in 2001 and was redshirted, but did not play in 2002.

**HIGH SCHOOL:** Three-year letterwinner for coach Jeff Davis at Franklin County High . . . Region champion in weightlifting in the 200-220-pound weight class . . . Also lettered in track and field.



**AT TECH:** Earned a starting spot at linebacker after moving there in the spring . . . Spent the last two years as a backup at strong safety but enters the fall at the strong-side outside linebacker position . . . Very smart and versatile player . . . Named to the 2003 ACC All-Academic football team.

**2003:** Collected 37 tackles with six tackles for loss . . . Saw his most significant playing time against NC State and Tulsa, when he was employed in six-defensive back schemes . . . Had a career-high eight tackles against the Wolfpack, including three tackles for loss, a sack and a pass breakup . . . Recovered an NC State fumble on a kickoff to give Tech the ball at the 32-yard line and set up a field goal . . . Also had eight tackles against Tulsa in the Humanitarian Bowl, along with two tackles for loss,

**Junior  
linebacker  
Chris Reis was  
named to the  
2003 ACC All-  
Academic team.**



# PLAYER PROFILES

one sack, a forced fumble and a pass breakup . . . Converted a fake punt in Tech's victory over Auburn . . . On fourth-and-one at the Auburn 41, he lined up as the up-back in punt formation; took the snap and gained four yards and a first down, setting up Tech's first touchdown in the 17-3 victory . . . Missed the Clemson game due to injury.

**2002:** Lettered on special teams . . . Played in every game and was credited with four tackles.

**HIGH SCHOOL:** Member of the *Atlanta Journal-Constitution's* Super Southern 100 and Top 50 in Georgia . . . First-team AAAAA all-state selection by the AJC . . . Career totals of 226 tackles and 10 interceptions . . . Also played wide receiver and caught 183 passes for 2,595 yards in his career . . . Added 342 rushing yards and 823 return yards . . . Named to the "Georgia 60" by *SuperPrep* . . . *PrepStar* all-America . . . Rated the No. 22 safety prospect in the nation by *Student Sports Magazine* . . . Earned Player-of-the-Week awards from the Atlanta Touchdown Club and the *Atlanta Journal-Constitution* . . . Two-time all-North Fulton County and three-time all-region selection . . . Named to the all-South third-team by *Countdown to Signing Day* . . . Team captain who started a school-record 44 consecutive varsity games for coach Tim McFarlin at Roswell High . . . Three-time team MVP who also earned the team's Scholar Athlete Award . . . Earned four letters in football, four in track and three in basketball.

**PERSONAL:** Full name is Christopher Evan Reis (pronounced REESE) . . . Born September 19, 1983 . . . Parents are Stephanie Reis and Mike Reis . . . Majoring in Management . . . Serves on the Georgia Tech Student-Athlete Advisory Board . . . Named to the ACC Academic Honor Roll for 2002-03 and 2003-04 . . . Also tabbed to the 2003 ACC All-Academic football team.

## GAME-BY-GAME STATISTICS

2003	P-A-T	TFL	Sks	FC	FR	Int	PB
BYU	1-1-2	0	0	0	0	0	0
Auburn	1-2-3	1-2	0.5-2	0	0	0	0
FSU	1-0-1	0	0	0	0	0	0
Clemson	DNP-INJURED						
Vandy	1-0-1	0	0	0	0	0	0
NC State	3-5-8	3-5	0.5-3	0	1-0	0	1
Wake Forest	2-0-2	0	0	0	0	0	0
Maryland	0-3-3	0	0	0	0	0	0
Duke	2-2-4	0	0	0	0	0	0
UNC	1-2-3	0	0	0	0	0	0
Virginia	0-1-1	0	0	0	0	0	0
Georgia	1-0-1	0	0	0	0	0	0
Tulsa	4-4-8	2-19	1-18	1	0	0	1

## CAREER STATISTICS

Year	G-GS	P-A	Tkl	TFL	Sck	FC	FR	Int	PB
2002	13-0	3-1	4	0	0	0	0	0	0
2003	12-0	17-20	37	6-26	2-23	1	1-0	0	2
Total	25-0	20-21	41	6-26	2-23	1	1-0	0	2

## CAREER HIGHS

**Tackles:** 8 vs. NC State, 2003; Tulsa, 2003

**TFL:** 3 vs. NC State, 2003



## Matt RHODES

**Guard**


**6-3, 270 • Fr.-R  
Angleton, Texas**

**61**

**AT TECH:** Promising young player on the offensive line . . . Enters the fall as a backup at guard . . . Redshirted in 2003.

**HIGH SCHOOL:** Honorable mention all-region selection by PrepStar . . . Three-time all-county selection . . . Also an Academic All-District selection . . . Three-year letterman and team captain for coach Pat Fulbright at Angleton High.

**PERSONAL:** Full name is Matthew Derrell Rhodes . . . Born June 12, 1985 . . . Parents are Roy and Rosemary Rhodes . . . Undecided engineering major.



## Avery ROBERSON

**Safety**

**6-2, 190 • Fr.-R  
Atlanta, Ga.**

**30**

**AT TECH:** Secondary prospect who will try to earn playing time at free safety . . . Slated behind seniors James Butler and Nathan Burton . . . Redshirted in 2003.

**HIGH SCHOOL:** Named to the *Atlanta Journal-Constitution's* preseason Georgia Super 11 . . . Honorable mention all-state selection in Class AAAA and member of Top 50 in Georgia by the *Atlanta Journal-Constitution* . . . Rated the No. 19 safety in the nation by *TheInsiders* and No. 31 by *Rivals* . . . Ranked the No. 15 prospect in Georgia and one of the Top 101 players in the Southeast by *BorderWars* . . . All-region selection by *Prep Star* . . . Career totals of 324 tackles, 14 interceptions and 13 sacks . . . Coached by Rodney Cofield at Washington High.

**PERSONAL:** Full name is Avery Raymon Roberson (pronounced ROW-ber-sun) . . . Parents are Mycheal and Eyvonne Roberson . . . Born January 27, 1984 . . . Majoring in Management.

# PLAYER PROFILES



## Leon ROBINSON


**Guard**

**6-4, 318 • Sr.-R  
Garden City, Ga.**

**74**

**AT TECH:** Veteran offensive lineman who has been hampered by injury . . . Has excellent size and skills . . . Has 19 career starts, more than any Tech returnees except Travis Parker, Kyle Wallace and Eric Henderson.

**2003:** Played in every game, rotating at guard in a three-man rotation with starters Andy Tidwell-Neal and Brad



**Senior  
guard  
Leon  
Robinson**


Honeycutt . . . Part of a Tech offensive line that paved the way for all-ACC tailback and 1,000-yard rusher P.J. Daniels . . . Started one game (Clemson) at left guard.

**2002:** Started every game at left guard . . . Played his best game in Tech's win over eighth-ranked NC State, when he had 11 of the Jackets' season-best 38 knockdown blocks.

**2001:** Started five of the last six games at left guard . . . Named to the ACC All-Freshman Team by *The Sporting News* . . . Redshirted in 2000.

**HIGH SCHOOL:** Rated the nation's No. 16 offensive guard by Max Emfinger . . . The No. 37 prospect in Georgia and No. 88 in Dixie by SuperPrep . . . Named to the *Atlanta Journal-Constitution's* Top 75 in Georgia . . . Given a 9.50 rating by Jeff Whitaker's Deep South Football . . . Graded 94 percent with 27 pancake blocks while allowing no sacks . . . Also played defensive line and had 29 tackles for losses . . . Selected for the Georgia-Florida All-Star Game . . . Coached by Erik Robinson (no relation) at Groves High . . . State runnerup in wrestling.

**PERSONAL:** Full name is Leon Alexis Robinson . . . Born July 31, 1980 . . . Mother is Viola Allen . . . Majoring in History, Technology and Society.



## Travis ROGERS

**Defensive End**

**6-2, 230 • Fr.-R  
Wellington, Fla.**

**78**

**AT TECH:** Backup who adds depth at defensive end . . . Redshirted in 2003 after joining the program as a walk-on.

**HIGH SCHOOL:** First-team all-conference and all-area . . . Three-year letterwinner for coach Tom Cherry at Wellington High, where he was the team's defensive MVP . . . Selected for the Outback Steakhouse All-Star team . . . Had 98 tackles and 16 sacks as a senior.

**PERSONAL:** Full name is Travis Wesley Rogers . . . Born September 29, 1984 . . . Parents are Jan and Melissa Rogers . . . Undecided engineering major . . . Named to the 2003-04 ACC Academic Honor Roll.



# PLAYER PROFILES



**Robbie  
ROLLINS**

**Wide Receiver**  
**6-2, 192 • Jr.-R**  
**Lyons, Ga.** **31**

**AT TECH:** Walk-on receiver who adds depth . . . Joined the program in 2001.

**HIGH SCHOOL:** Four-sport letterwinner at Robert Toombs Christian Academy, competing in football, basketball, track and baseball . . . Earned GISA all-state honors in football, basketball and track . . . Gained over 2,000 all-purpose yards and scored 26 touchdowns as a senior.

**PERSONAL:** Full name is Robert Thomas Rollins . . . Born December 30, 1982 . . . Parents are Randy and Cynthia Rollins . . . Majoring in Management.



**David  
SANBORN**

**Linebacker**  
**6-1, 215 • Fr.-R**  
**N. Augusta, S.C.** **59**

**AT TECH:** Reserve who adds depth at linebacker . . . Redshirted in 2003 after joining the program as a walk-on.

**HIGH SCHOOL:** Lettered his senior year for coach Joe Long at North Augusta High . . . All-area selection who was twice named Player of the Week . . . Played his first three seasons for coach Marty Jackson at Aquinas High.

**PERSONAL:** Full name is David Alexander Sanborn . . . Born June 17, 1985 . . . Parents are David and Kathy Sanborn . . . Majoring in Polymer and Fiber Engineering . . . Named to the 2003-04 ACC Academic Honor Roll.




**Arthur  
ROZIER**

**Linebacker**  
**6-3, 215 • Fr.-R**  
**Lithonia, Ga.** **93**

**AT TECH:** Reserve defender with good quickness . . . Injured in spring practice . . . Adds depth at outside linebacker . . . Joined the program as a walkon in 2003 and took a redshirt year.

**HIGH SCHOOL:** Two-year letterwinner for coach Bill Harris at Lakeside High . . . Also lettered in track and was the team's top sprinter . . . Member of the National Honor Society.

**PERSONAL:** Full name is Arthur Lee Rozier, IV . . . Born July 8, 1985 . . . Parents are Arthur and Chauncy Rozier . . . Undecided engineering major . . . Named to the 2003-04 ACC Academic Honor Roll.



**Kenny  
SCOTT**

**Cornerback**  
**6-1, 185 • So.**  
**Daytona Beach, Fla.** **2**

**AT TECH:** Talented secondary prospect who nailed down a starting berth at cornerback in the spring . . . Earned the job as Tech's kickoff return specialist as a true freshman.

**2003:** Tech's primary kickoff returner who handled 35 of the team's 48 returns . . . His 35 returns equalled the Tech season record while his total of 779 yards is the second-best season figure in school history . . . Averaged 22.3 yards per return . . . Already ranks in the top 10 in Tech annals for kickoff returns and yards in a career . . . Had a 90-yard return against NC State as he nearly became the first Yellow Jacket to return a kickoff for a touchdown since 1998, but he was tackled at the 10-yard line . . . Tied the Tech single-game record with seven returns against Virginia . . . Recorded two of the top 11 single-game totals for kickoff return yards with 154 versus NC State and 146 versus Virginia . . . Also played on kickoff and punt coverage, making 10 tackles . . . Made a huge play in his first game with a blocked punt against BYU; Tech recovered the ball for a touchdown.

**HIGH SCHOOL:** Second-team prep all-America by *USA Today* . . . Rated the No. 37 player and the fifth best cornerback in the nation by Rivals . . . Ranked the nation's No. 8 cornerback by Tom Lemming . . . Member of *PrepStar's* Dream Team All-America squad . . . Tabbed to the Super Southern 100 by the *Atlanta Journal-*

# PLAYER PROFILES

**Constitution** . . . Rated the No. 11 prospect in Florida by the *Orlando Sentinel* . . . Ranked the No. 16 player in Florida and one of the Top 101 players in the Southeast by BorderWars . . . Member of the *Florida Times-Union* Florida Super 75 . . . First-team all-state (Class 3-A) by the Florida Sportswriters Association . . . Also a standout prep running back who gained over 1,000 yards as a senior . . . Played for coach Mark Beach at Seabreeze High.

**PERSONAL:** Full name is Kenneth Morrel Scott . . . Parents are Kenneth Scott, Sr., and Sharon Scott . . . Born Jan. 21, 1985 . . . Majoring in Management.

## GAME-BY-GAME STATISTICS

2003	KOR	Yds	TD	LP
BYU	2	30	0	25
Auburn	1	20	0	20
Florida State	2	38	0	20
Clemson	4	59	0	32
Vanderbilt	2	29	0	17
NC State	3	154	0	90
Wake Forest	1	24	0	24
Maryland	1	29	0	29
Duke	2	48	0	26
North Carolina	3	48	0	29
Virginia	7	146	0	35
Georgia	5	97	0	27
Tulsa	2	57	0	29

## CAREER STATISTICS

KO Returns	G	KR	Yds	Avg	TD	LP
2003	13	35	779	22.3	0	90

Defense	G	P-A	Tkl	TFL	Sck	FC	FR	Int	PB	BK
2003	13	6-4	10	0	0	0	0	0	0	1

## CAREER HIGHS

**KOR:** 4 vs. Clemson, 2003  
**KOR Yards:** 154 vs. NC State, 2003  
**Long:** 90 vs. NC State, 2003  
**Tackles:** 2 vs. Auburn, 2003; Duke, 2003



**David SMITH**

**Punter**

**6-4, 210 · Sr.-R**

**Mt. Pleasant, S.C.**

**16**

**AT TECH:** Will compete for the starting punting job . . . Member of the Tech track team as a pole vaulter and decathlete . . . Joined the football team in the spring of 2003 . . . Has a strong leg but must be more consistent.

**HIGH SCHOOL:** Averaged 42.1 yards per punt as a senior . . . Lettered twice in football at Wando High School . . . Also lettered in track and wrestling.

**PERSONAL:** Full name is David Kenneth Smith . . . Born August 17, 1982 . . . Parents are Dave and Cynthia Smith . . . Majoring in Polymer, Textiles and Fiber Engineering.



**Gavin TARQUINIO**

**Tight End**

**6-3, 250 · Jr.-R**


**Marietta, Ga.**

**84**

**AT TECH:** Backup tight end who played sparingly last season after battling injuries . . . Saw his most significant playing time in Tech's Humanitarian Bowl win over Tulsa . . . Moved to tight end after two injury-plagued seasons on the offensive line . . . Missed the entire 2002 season with a shoulder injury . . . Sat out the 2001 season with a knee injury, suffered during spring practice . . . Member of Tech's 2001 recruiting class who enrolled at Georgia Tech in January of 2001 and participated in spring practice.

**HIGH SCHOOL:** One of the Top 50 players in Georgia according to the *Atlanta Journal-Constitution* . . . All-county, all-region and Cobb Super 11 honoree . . . Honored as Atlanta Touchdown Club Player of the Week . . . All-Southeast Region by Prep Star . . . Team captain for coach Mike Donnalley at Wheeler High . . . Received the Golden Helmet Award as team MVP.

**PERSONAL:** Full name is Gavin Cleveland Tarquinio (pronounced tar-KWIN-ee-o) . . . Born October 24, 1983 . . . Parents are Tom and Susan Tarquinio . . . Majoring in Management . . . Named to the ACC Academic Honor Roll for 2002-03 and 2003-04.



**Levon THOMAS**

**Wide Receiver**

**6-0, 195 · Sr.**

**College Park, Ga.**

**7**

**AT TECH:** Wide receiver with good size and speed . . . Could earn starting berth opposite Nate Curry, the only returning receiver with more catches than Thomas . . . Has played primarily in three-wide receiver sets.

**2003:** Fifth on the team in receptions with 10 for 101 yards and one touchdown . . . Made one start against Maryland, when Tech opened in three-wides . . . Caught a 43-yard touchdown pass from A.J. Suggs against Georgia . . . Had five receptions over the last two games . . . Added three catches against Duke.

**2002:** Tech's fourth-leading receiver with 20 catches for 222



# PLAYER PROFILES



yards and one touchdown . . . Averaged 11.1 yards per catch . . . Came on late in the season and had 17 of his receptions over the final seven games . . . Career-best four receptions for 63 yards against Georgia . . . Had three catches each against Maryland, Virginia, NC State and Florida State . . . Caught a 20-yard touchdown pass from A.J. Suggs against the Seminoles . . . Ran the ball one time for a nine-yard gain against Maryland.

**2001:** Earned playing time as a true freshman until his season was ended by shoulder surgery . . . Had surgery on his left shoulder on Nov. 1 . . . Saw most of his action in the first three games when Will Glover was injured . . . Caught four passes for 116 yards, highlighted by a 50-yard touchdown reception against Navy . . . Also had a 50-yard reception against the Citadel.

**HIGH SCHOOL:** One of the Top 50 players in Georgia according to the *Atlanta Journal-Constitution* . . . Named to Max Emfinger's Super 70 in Georgia and Border Wars Top 100 in the South . . . All-Southeast Region by *Prep Star* . . . One of the South Fulton Super 11 . . . Honorable mention all-state . . . Played quarterback as a senior at Banneker High and accounted for 1,686 yards and 20 touchdowns rushing and passing . . . Caught 21 passes for 876 yards as a junior.

**PERSONAL:** Levon Thomas (Pronounced luh-VON) . . . Parents are Leon and Cassandra Thomas . . . Born July 7, 1983 . . . Majoring in Management.

## CAREER STATISTICS

Year	G-GS	Rec	Yds	Avg	TD	LP	Att	Yds	TD	LP
2001	5-0	4	116	29.0	1	50	0	0	0	0
2002	13-1	20	222	11.1	1	42	1	9	0	9
2003	13-1	10	101	10.1	1	43	1	-7	0	--
Total	31-2	34	439	12.9	3	50	2	2	0	9

## CAREER HIGHS

**Rec:** 4 vs. Georgia, 2002 (63 yds)

**Rec Yards:** 66 vs. Citadel, 2001 (3 rec.)

**Long:** 50 vs. Citadel, 2001; Navy, 2001 (TD)

**Senior wide receiver  
Levon Thomas**

## GAME-BY-GAME STATISTICS


2003	Rec	Yds	TD	LP	TD
BYU	1	0	0	0	
Auburn	0	0	0	0	
Florida State	0	0	0	0	
Clemson	0	0	0	0	
Vanderbilt	0	0	0	0	
NC State	1	9	0	9	
Wake Forest	0	0	0	0	
Maryland*	0	0	0	0	
Duke	3	27	0	11	
North Carolina	0	0	0	0	
Virginia	2	11	0	6	
Georgia	3	54	1	43	43
Tulsa	0	0	0	0	

2002	Rec	Yds	TD	LP	Rsh	Yds	TD	LP	TD
Vanderbilt	2	23	0	17	0	0	0	0	
UConn	1	5	0	5	0	0	0	0	
Clemson	0	0	0	0	0	0	0	0	
BYU	0	0	0	0	0	0	0	0	
UNC	0	0	0	0	0	0	0	0	
Wake	0	0	0	0	0	0	0	0	
Maryland	3	31	0	13	1	9	0	9	
Virginia	3	25	0	19	0	0	0	0	
NC State*	3	30	0	13	0	0	0	0	
Florida State	3	48	1	21	0	0	0	0	20
Duke	1	-3	0	—	0	0	0	0	
Georgia	4	63	0	42	0	0	0	0	
Fresno State	0	0	0	0	0	0	0	0	

2001	Rec	Yds	TD	LP	Rsh	Yds	TD	LP	TD
Syracuse	0	0	0	0	0	0	0	0	
Citadel	3	66	0	50	0	0	0	0	
Navy	1	50	1	50	0	0	0	0	50
Duke	0	0	0	0	0	0	0	0	
NC State	0	0	0	0	0	0	0	0	



# PLAYER PROFILES



## Andy THOMSON

**Punter**

**5-11, 180 · Sr.-R**

**Coral Springs, Fla. 14**

**AT TECH:** Left-footed punter who took over the starting job late last season . . . Needs to improve consistency to maintain position . . . Joined the program as walk-on in 2002.

**2003:** Punted in seven games, starting the last five . . . Averaged 39.8 yards per kick . . . Had his best game in the Humanitarian Bowl, averaging 47 yards on four punts, including a career-long 56-yarder . . . Averaged 41.4 yards on five punts against Duke.

**HIGH SCHOOL:** Three-year letterwinner as a placekicker and punter at Coral Springs High . . . Earned all-county honors from the *Fort Lauderdale Sun-Sentinel* and the *Miami Herald* . . . Team captain for coach Terry Dunn.



**Senior punter Andy Thomson**

**PERSONAL:** Full name is Andrew Thomson . . . Born August 18, 1982 . . . Parents are Tom and Pat Thomson . . . Majoring in Computer Engineering . . . Named to the 2003-04 ACC Academic Honor Roll.

### GAME-BY-GAME STATISTICS

2003	Punts	Yds	Avg	LP	Ret	Yds	Net	TB	I20
Wake Forest	1	37	37.0	37	0	0	37.0	1	0
Maryland	6	211	35.2	53	5	23	31.3	0	0
Duke*	5	207	41.4	47	5	9	39.6	0	0
North Carolina*	2	88	44.0	45	0	0	44.0	1	1
Virginia*	5	190	38.0	44	3	73	23.4	1	0
Georgia*	1	33	33.0	33	0	0	33.0	0	0
Tulsa*	4	188	47.0	56	2	13	43.8	1	0

### CAREER STATISTICS

Year	Punts	Yards	Avg	LP	Ret	Yds	Net	TB	I20
2003	24	954	39.8	56	15	118	34.8	4	1

### CAREER HIGHS


**Punts:** 6 vs. Maryland, 2003

**Punting Yards:** 211 vs. Maryland, 2003

**Punting Average:** 47.0 vs. Tulsa (4 punts)

**Long Punt:** 56 vs. Tulsa, 2003

**Senior guard Andy Tidwell-Neal**





# PLAYER PROFILES



## Andy TIDWELL-NEAL

**Center**  
**6-4, 315 · Sr.**  
**Plymouth, Minn. 65**

**AT TECH:** Returning starter on the offensive line . . . Versatile offensive lineman who takes over at center this spring after playing guard last fall.

**2003:** Enjoyed a very solid season, starting every game after winning the starting position in the preseason . . . Played left guard, but did start one game (Clemson) at right guard . . . Part of a Tech offensive line that blocked for the ACC's leading rusher, P.J. Daniels.

**2002:** Backup in 2002 who saw most of his playing time in 2002 in wins over Vanderbilt and Connecticut . . . Earned a backup role at center as a true freshman in 2001 and played in three games . . . Has also played on the PAT-FG unit.

**HIGH SCHOOL:** All-state selection by the *St. Paul Pioneer Press* and the *Associated Press* . . . Named one of Minnesota's Top 12 by the *Minneapolis Star-Tribune* . . . Two-time all-conference selection . . . Averaged six pancake blocks per game . . . Team captain for coach Brad Anderson . . . Helped Wayzata High capture conference and section titles . . . Also an all-state heavyweight wrestler who posted a 39-2 record as a senior . . . Earned four letters in wrestling and three in football.

**PERSONAL:** Full name is Andrew Charles Tidwell-Neal . . . Parents are James Neal and Carol Tidwell . . . Born October 4, 1982 . . . Majoring in Management.




## Josh TITTLE

**Defensive Tackle**  
**6-2, 245 · Fr.-R**  
**Stone Mountain, Ga. 69**

**AT TECH:** Reserve at defensive tackle . . . Redshirted in 2003 after joining the program as a walk-on.

**HIGH SCHOOL:** Three-year letterwinner for coach Ron Gartrell at Stephenson High, where he was a teammate of Tech quarterback Reggie Ball . . . Played offensive tackle and defensive end.

**PERSONAL:** Full name is Joshua Dionte Tittle . . . Born May 17, 1985 . . . Son of Cynthia Tittle . . . Majoring in Electrical Engineering.



## Kevin TUMINELLO

**Center**  
**6-4, 275 · Fr.-R**  
**Youngtown, Ohio 60**

**AT TECH:** Very promising offensive line prospect . . . Enters the spring as the number two center but could challenge for a starting position . . . Earned a spot last fall on the two-deep as the backup center, but did not play, taking a redshirt year for 2003.

**HIGH SCHOOL:** Honorable mention all-region selection by PrepStar . . . All-Northeastern Ohio honoree . . . Named to the *Youngstown Vindicator's* Elite 25 . . . First-team all-conference as a senior after earning second-team honors as a junior . . . Selected for the Ohio North-South All-Star Game . . . Three-year letterman and team captain and offensive MVP for coach Garry Smith at Boardman High . . . Earned the team's scholar-athlete award the last two years . . . Member of the National Honor Society.

**PERSONAL:** Full name is Kevin James Tuminello (Last name pronounced too-min-ELL-o) . . . Brother Chris played was an all-conference offensive lineman for Toledo . . . Parents are James and Debra Tuminello . . . Born Sept. 4, 1984 . . . Majoring in Management . . . Named to the 2003-04 ACC Academic Honor Roll.



## Finesse USHER

**Cornerback**  
**5-11, 195 · Fr.-R**  
**Conyers, Ga. 34**

**AT TECH:** Moved to cornerback this spring after playing wide receiver last fall during a redshirt year . . . Has good speed.

**HIGH SCHOOL:** Honorable mention all-state selection in Class AAAA by the *Atlanta Journal-Constitution* . . . First-team all-DeKalb/Rockdale County by the *AJC* . . .

**PERSONAL:** Full name is Finesse Usher . . . Parents are Rufus and Kathy Dukes . . . Majoring in Management.

# PLAYER PROFILES



## Kyle WALLACE

**Tackle**  
**6-6, 295 · Sr.**  
**Lawrenceville, Ga. 77**

**AT TECH:** Two-year starter at right tackle . . . Tech's top returnee on the offensive line and most experienced offensive player . . . Has 25 career starts, tied with defensive tackle Travis Parker for most on the team . . . Preseason all-conference selection by *The Sporting News*, *Street & Smith's* and *Athlon Sports* magazines.

**2003:** Started every game at right tackle . . . One of Tech's most consistent blockers and a key factor in the rushing success of all-ACC tailback P.J. Daniels, who led the league with 1,447 yards.

**2002:** Named ACC Offensive Lineman of the Week twice during the season . . . Honored for his play in Tech's wins over North Carolina and Virginia . . . Missed the NC State game due to injury.

**2001:** Received some playing time as a true freshman, working his way into a rotation with senior Jason Kemble . . . Saw his most extensive action in the regular-season finale against Florida State.

**HIGH SCHOOL:** Member of the Super Southern 100 and Top 50 in Georgia by the *Atlanta Journal-Constitution* . . . Named to Max Emfinger's Super 75 in Georgia . . . Class AAAAA first-team all-state selection by the *AJC* and the *Augusta Chronicle* . . . Named Offensive Lineman of the Year by the Atlanta Touchdown Club . . . Tabbed to *Prep Star's* All-Southeast Region team . . . Team captain for coach Alan Fahrning at Collins Hill High . . . Chosen for the Georgia-Florida All-Star Game.

**PERSONAL:** Full name is Kyle Patrick Wallace . . . Born March 3, 1983 . . . Parents are Kieran and Pam Wallace . . . Majoring in Management.



## Philip WHEELER

**Linebacker**  
**6-2, 215 · So.**  
**Columbus, Ga. 41**

**AT TECH:** Young defender who is a reserve at outside linebacker . . . Could also play defensive end . . . Played as a true freshman last fall, when he saw most of his action on special teams but did see very limited duty on defense . . . Credited with six tackles on the season.

**HIGH SCHOOL:** First-team all-state selection in Class AAAA by the *Atlanta Journal-Constitution* . . . Honorable mention all-region selection by PrepStar . . . Recorded 106 tackles with 34 tackles for loss and five forced fumbles as a senior . . . Team captain and four-year letterman for coach Charles Flowers at Shaw High . . . Helped his team to state title as a sophomore

**PERSONAL:** Mother is Phyllis Dent . . . Born Dec. 12, 1984 . . . Majoring in Management.


### CAREER STATISTICS

Year.....	G-GS	P-A	Tkl	TFL	Sck	FC	FR	Int	PB
2003 .....	12-0	4-2	6	0	0	0	0	0	0

**Senior tackle Kyle Wallace is Tech's most experienced offensive player with 25 career starts.**



# PLAYER PROFILES



## Gerris WILKINSON

**Linebacker**

**6-3, 230 • Jr.-R  
Oakland, Calif.**

**49**

**AT TECH:** Versatile defender who started at defensive end last fall but returns to linebacker this season and will start at middle linebacker . . . Made the move back to linebacker in the spring, beginning at outside linebacker before settling in the middle . . . Played outside linebacker as a freshman, but was a pleasant surprise at defensive end last season after moving there over the summer . . . Has good quickness, strength and athletic ability.

**2003:** Started every game at defensive end and was named to the ACC All-Academic football team . . . Totalled 12 tackles for loss, four sacks, two pass breakups and two fumble recoveries, along with 47 tackles . . . Had a fumble recovery, a pass breakup and a tackle for loss in Tech's win over 17th-ranked Auburn . . . Made eight tackles with four tackles for loss and two sacks in the season opener at BYU . . . Had two tackles for loss in Tech's outstanding defensive effort against Florida State . . . Had one of the Jackets' six fumble recoveries against Tulsa in the Humanitarian Bowl.

**2002:** Served as a backup at outside linebacker and a starter on several special teams units . . . Credited with two tackles in 2002 . . . Redshirted in 2001.

**HIGH SCHOOL:** *SuperPreps* first-team all-America . . . Rated the No. 7 linebacker in the West Region by *Prep Star* . . . Second-team all-state and first-team all-city and all-East Bay . . . Made 127 tackles as a senior with six sacks, four forced fumbles and three fumble recoveries . . . Added 85 tackles and eight sacks as a junior . . . Chosen for the CaliFlorida Bowl between the top players in California and Florida . . . Coached by John Beam at Skyline High.

**PERSONAL:** Gerris Vernard Bowers Wilkinson . . . Son of Gregory Wilkinson and Denise Bowers . . . Born April 5, 1983 . . . Majoring in Management . . . Named to the 2003 ACC All-Academic football team and the 2003-04 ACC Academic Honor Roll.

### GAME-BY-GAME STATISTICS

2003	P-A-T	TFL	Sks	FC	FR	Int	PB
BYU*	5-3-8	4-14	2-9	0	0	0	0
Auburn*	2-2-4	1-1	0-0	0	1-0	0	1
Florida State*	2-3-5	2-5	0-0	0	0	0	0
Clemson*	1-2-3	1-1	0-0	0	0	0	0
Vanderbilt*	1-2-3	1-3	0-0	0	0	0	0
NC State*	1-1-2	1-4	1-4	0	0	0	0
Wake Forest*	1-0-1	0-0	0-0	0	0	0	0
Maryland*	1-1-2	0-0	0-0	0	0	0	1
Duke*	3-5-8	1-6	1-6	0	0	0	0

North Carolina*	3-1-4	1-5	0	0	0	0	0
Virginia*	0-1-1	0-0	0	0	0	0	0
Georgia*	1-0-1	0-0	0	0	0	0	0
Tulsa*	3-2-5	0	0	0	1-0	0	0

### CAREER STATISTICS

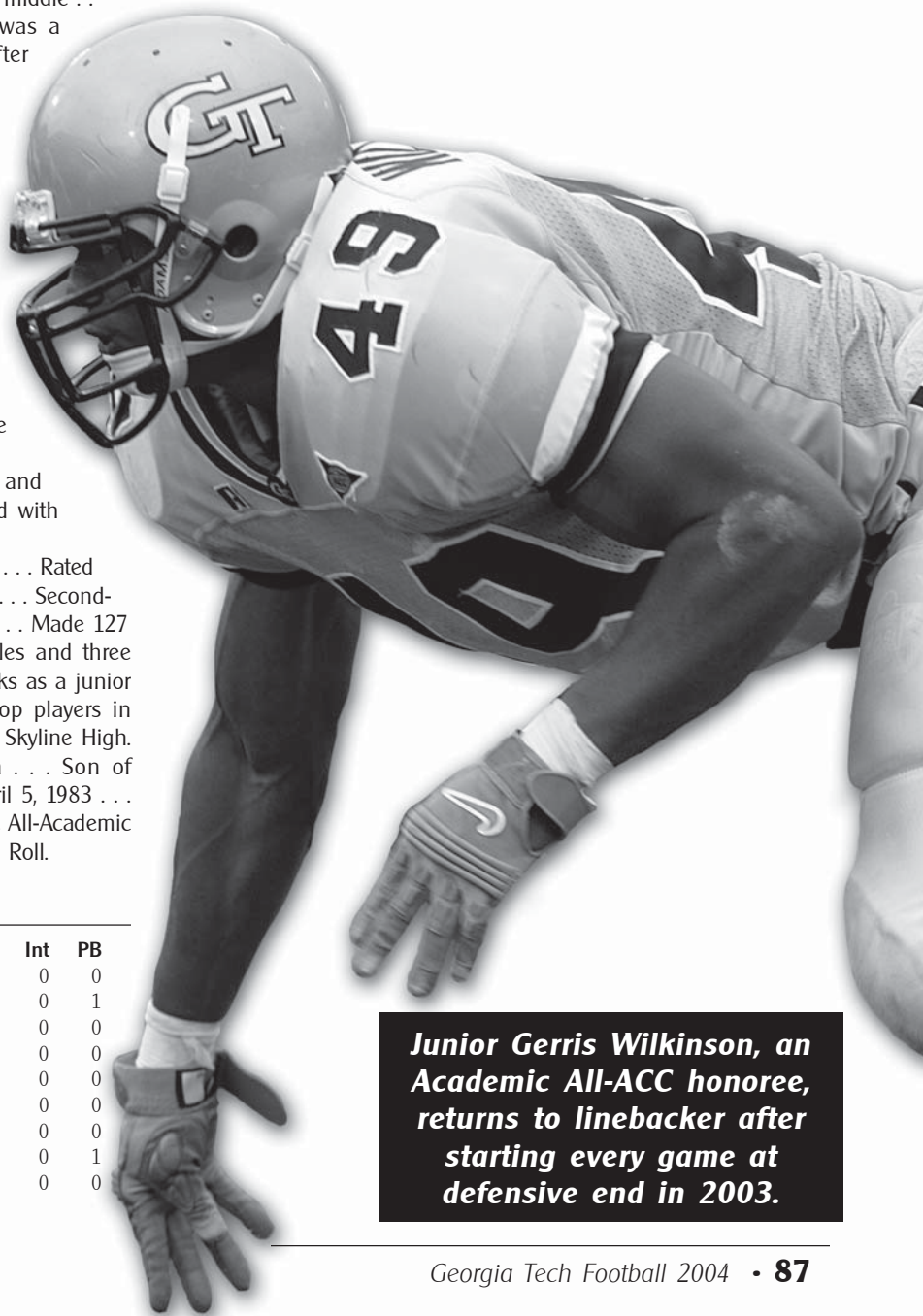
Year	G-GS	P-A	Tkl	TFL	Sck	FC	FR	Int	PB
2002	13-0	2-0	2	0	0	0	0	0	0
2003	13-13	24-23	47	12-39	4-19	0	1-0	0	2
Total	26-13	26-23	49	12-39	4-19	0	1-0	0	2

### CAREER HIGHS

**Tackles:** 8 vs. Duke, 2003; BYU, 2003

**TFL:** 4 vs. BYU, 2003

**Sacks:** 2 vs. BYU, 2003



**Junior Gerris Wilkinson, an Academic All-ACC honoree, returns to linebacker after starting every game at defensive end in 2003.**

# PLAYER PROFILES



## **Chirod WILLIAMS**

**Defensive End**  
**6-4, 235 · Sr.-R**  
**Jacksonville, Fla. 91**



## **Darius WILLIAMS**


**Tight End**  
**6-6, 270 · Sr.-R**  
**Clarkston, Ga. 83**

**AT TECH:** Tall, rangy defender who has played both defensive end and linebacker . . . Enters the fall as the backup at right defensive end, behind Eric Henderson.

**2003:** Started against NC State and saw his most extensive action in that game as Tech played primarily nickel and dime packages . . . Saw action on special teams in 2002 . . . Played on the scout team in 2001 . . . Redshirted in 2000.


**HIGH SCHOOL:** Rated the No. 50 prospect in Florida by Florida BlueChips . . . Second-team all-state (Class 2A) by the Florida Sports Writers Association . . . Ranked among the Top 100 prospects in Florida by Florida Prep Football . . . Named to the *Florida Times-Union* Super 25 . . . Credited with 71 tackles and 12 sacks as senior, following 53 tackles and eight sacks as a junior . . . Led Trinity Christian to a berth in the 2A state championship game . . . Coached by Verlon Dorminey.

**PERSONAL:** Full name is Chirod Alexander Williams . . . Born October 1, 1981 . . . Parents are Charles Williams and Mareedea Williams . . . Majoring in Management.



**Senior  
defensive  
end Chirod  
Williams**

**AT TECH:** Tech's top returnee at tight end after serving as the backup last season behind John Paul Foschi . . . Started three games in 2003 when Tech opened in two-tight end sets . . . Had three catches for 37 yards . . . Made a spectacular a 28-yard catch over the middle in Tech's win over Auburn . . . Also had receptions against Maryland



**Senior tight  
end Darius  
Williams**



# PLAYER PROFILES

and Duke . . . Did not see any game action his first two seasons . . . Redshirted in 2000.

**HIGH SCHOOL:** Rated the No. 19 tight end and No. 128 prospect in the nation by Tom Lemming . . . *SuperPrep* tabbed him the No. 20 prospect in Georgia . . . Named to the *Atlanta Journal-Constitution's* Top 75 in Georgia . . . All-America by *PrepStar* . . . Caught 15 passes for 163 yards in nine games as a senior at Avondale High . . . Also played defense and had 56 tackles and 12 sacks . . . Added 17 catches for 170 yards as a junior.

**PERSONAL:** Full name is Darius Lenard Williams . . . Born March 16, 1982 . . . Parents are Jerry and Patricia Williams . . . Majoring in Management . . . Named to the Atlantic Coast Conference Academic Honor Roll for 2001-02.

## GAME-BY-GAME STATISTICS

2003	Rec	Yds	TD	LP
BYU	0	0	0	0
Auburn	1	28	0	28
Florida State*	0	0	0	0
Clemson	0	0	0	0
Vanderbilt*	0	0	0	0
NC State	0	0	0	0
Wake Forest*	0	0	0	0
Maryland	1	4	0	4
Duke	1	5	0	5
North Carolina	0	0	0	0
Virginia	0	0	0	0
Georgia	0	0	0	0
Tulsa	0	0	0	0

## CAREER STATISTICS


Receiving	G-GS	Rec	Yds	Avg	TD	LP
2003	12-3	3	37	12.3	0	28

## CAREER HIGHS

**Receptions:** 1 vs. Auburn, Maryland, Duke, 2003

**Yards Receiving:** 28 vs. Auburn, 2003 (1 rec)

**Long:** 28 vs. Auburn, 2003



**Sam  
WILLIAMS**


**Cornerback  
5-11, 190 · So.  
Atlanta, Ga.**

**29**

**AT TECH:** Cornerback prospect who saw very limited action on special teams last fall.

**HIGH SCHOOL:** Registered 65 tackles, six interceptions and 15 pass breakups as a senior at Benjamin Mays High . . . . . Also played receiver and 24 receptions for 703 yards . . . Named to the All-City team by the *Atlanta Journal Constitution* . . . Team captain for coach T. Davis Also a track standout in the 100 and 200 meters.

**PERSONAL:** Samuel Adonus Williams . . . Son of Rachel Williams . . . Born May 26, 1985 . . . Majoring in Management.



**Chris  
WOODS**

**Running Back  
5-10, 190 · Jr.  
College Park, Ga.**

**24**

**AT TECH:** Backup tailback entering his second season at Georgia Tech after transferring from Morris Brown, a former NCAA I-AA program in Atlanta . . . Enrolled at Tech in the summer of 2003 and was eligible immediately because the program at Morris Brown no longer exists.

**2003:** Rushed for 122 yards on 31 carries on the season . . . Also caught six passes for 38 yards . . . Started the final regular season game against Georgia when P.J. Daniels was injured . . . Rushed 14 times for 64 yards against the Bulldogs with two catches for eight yards . . . Had 40 yards rushing, including a two-yard touchdown run, on 10 carries against Tulsa in the Humanitarian Bowl . . . Caught three passes for 22 yards against Duke . . . Carried four times for 17 yards in Tech's win over Auburn.

**2002 (AT MORRIS BROWN):** Lettered as a freshman . . . Rushed 63 times for 390 yards and five touchdowns while catching 16 passes for 198 yards and one score . . . Most of his production came in the latter part of the season, including 100-yard games against Savannah State, Grambling and Norfolk State . . . Rushed for 224 yards and three touchdowns and caught 11 passes for 131 yards and one score in the final two games of the season . . . Named the team's Freshman of the Year . . . Played for coach Solomon Brandon.

**HIGH SCHOOL:** All-county selection at Benjamin E. Mays High . . . Rushed for 1,526 yards and 14 touchdowns as a senior . . . . . Three-time letterman for coach Carl Lawrence . . . Also lettered in track, setting a school record in the 300 hurdles.

**PERSONAL:** Full name is Christopher Julius Woods . . . Born January 24, 1984 . . . Parents are Harvey and Winifred Woods . . . Majoring in Management.

## GAME-BY-GAME STATISTICS

2003	Rsh	Yds	TD	LP	Rec	Yds	TD	LP
BYU	DNP							
Auburn	4	17	0	6	1	8	0	8
FSU	DNP							
Clemson	DNP							
Vanderbilt	DNP							
NC State	DNP							
Wake	0	0	0	0	0	0	0	0
Maryland	2	3	0	3	0	0	0	0
Duke	0	0	0	0	3	22	0	12
UNC	0	0	0	0	0	0	0	0
Virginia	1	-2	0	--	0	0	0	0
Georgia*	14	64	0	20	2	8	0	9
Tulsa	10	40	1	7	0	0	0	0

# PLAYER PROFILES

2002 (at MB).....	Rsh	Yds	TD	Rec	Yds	TD	KR	Yds
FAMU.....	6	20	0	1	10	0	0	0
Savannah St.....	6	100	1	0	0	0	1	20
Samford.....	6	13	0	0	0	0	0	0
Fla. Atlantic.....	12	44	1	3	52	0	0	0
Grambling.....	16	116	2	5	55	0	2	30
Norfolk St.....	17	108	1	6	76	1	0	0

## CAREER STATISTICS

Year.....	G-GS	Att	Yds	Avg	TD	LP	Rec	Yds	Avg	TD	LP
2002 (MB).....	12	63	390	6.2	5	--	16	198	12.4	1	--
2003.....	8-1	31	122	3.9	1	20	6	38	6.3	0	12
Total.....	20	94	512	5.4	6	20	22	236	10.7	1	12

## CAREER HIGHS

**Att:** 17 vs. Norfolk State, 2002 (at Morris Brown)

**Yards Rushing:** 116 vs. Grambling, 2002 (at Morris Brown)

**Receptions:** 6 vs. Norfolk State, 2002 (at Morris Brown)

**Yards Receiving:** 76 vs. Norfolk State, 2002 (at Morris Brown)

## GAME-BY-GAME STATISTICS

2003.....	P-A-T	TFL	Sks	FC	FR	Int	PB
BYU*.....	0-2-2	0	0	0	0	0	0
Auburn.....	0-0-0	0	0	0	0	0	0
Florida State*.....	0-1-1	0	0	0	0	0	0
Clemson*.....	0-1-1	0	0	0	0	0	0
Vanderbilt*.....	0-2-2	0	0	0	0	0	0
NC State*.....	1-0-1	0	1-2	0	0	0	0
Wake Forest*.....	0-0-0	0	0	0	0	0	0
Maryland*.....	0-1-1	0	0	0	0	0	0
Duke*.....	0-1-1	0	0	0	0	0	0
North Carolina*.....	0-0-0	0	0	0	0	0	0
Virginia*.....	1-1-2	0	1-1	0	0	0	0
Georgia*.....	1-0-1	1-4	1-4	0	1-0	0	0
Tulsa*.....	0-2-2	1-1	0	0	0	0	0

## CAREER STATISTICS

Year.....	G-GS	P-A	Tkl	TFL	Sck	FC	FR	Int	PB
2003.....	13-12	3-11	14	4-8	1-4	0	1-0	0	0

## CAREER HIGHS

**Tackles:** 2 vs. BYU, Vanderbilt, Virginia, Tulsa, 2003

**TFL:** 1 vs. BYU, NC State, Virginia, Georgia, 2003



**Mansfield  
WROTTO**

**Defensive Tackle  
6-3, 305 • So.  
Snellville, Ga.**

**97**

**AT TECH:** Third-team Freshman All-America and first-team Freshman All-ACC selection by *The Sporting News* in 2003 . . . Tech's biggest defensive lineman who stepped in as a true freshman and started 12 of 13 games last fall.

**2003:** Made 14 tackles on the season, including four tackles for loss . . . Had a sack and a fumble recovery against Georgia . . . Also had tackles for loss against NC State, Virginia and Tulsa.

**HIGH SCHOOL:** First-team all-state selection in Class 5A by the *Atlanta Journal-Constitution* . . . Named to the AJC's Top 50 in Georgia . . . Rated the No. 46 player in Georgia by *BorderWars* . . . Ranked among the nation's top 50 defensive tackles by *Rivals*, which also tabbed him the No. 42 prospect in Georgia . . . Made 61 tackles, with five tackles for loss, 2.5 sacks and 16 quarterback hurries . . . Graded 92 percent with 46 knockdown blocks as an offensive lineman . . . Three-time letterman for coach Mark Crews at Brookwood High.

**PERSONAL:** Full name is Mansfield Chell Wrotto (pronounced ROTT-o) . . . Parents are Mansfield and Jemmie Wrotto . . . Born Oct. 12, 1984 . . . Majoring in Management.

## 2004 GEORGIA TECH FOOTBALL SIGNEES

Name.....	Position	Ht, Wt	Hometown (High School)
Elris Anyaibe.....	DL	6-3, 275	DeSoto, Texas (DeSoto)
Kyle Belcher.....	PK/P	6-4, 200	Albany, Ga. (Deerfield-Windsor)
David Brown.....	DL	6-3, 255	Madison, Ala. (Bob Jones)
Travis Chambers.....	LB	6-0, 215	Decatur, Ga. (Chamblee)
Pat Clark.....	WR	5-10, 175	Jacksonville, Fla. (Mandarin)
Mike Cox.....	RB	6-2, 248	Lewisberry, Pa. (Red Land)
Kieran Delaney.....	OL	6-5, 310	Bristol, R.I. (Avon, Conn., Old Farms)
Andrew Gardner.....	OL	6-6, 255	Tyrone, Ga. (Sandy Creek)
Drew Gause.....	RB	5-8, 205	Spring, Texas (Spring)
Justin Guadagni.....	FB	6-1, 228	Glassport, Pa. (South Allegheny)
Gary Guyton.....	LB	6-2, 220	Hinesville, Ga. (Bradwell Institute)
Calvin Johnson.....	WR	6-4, 215	Tyrone, Ga. (Sandy Creek)
James Johnson.....	WR	6-0, 180	Oakland, Fla. (West Orange)
Djay Jones.....	DB	6-1, 185	St. Mary's, Ga. (Camden County)
Jamal Lewis.....	DB	6-0, 182	Jonesboro, Ga. (Jonesboro)
Jacob Lonowski.....	OL	6-5, 290	Elkhorn, Neb. (Elkhorn)
Kyle Manley.....	QB	6-2, 185	Buford, Ga. (Buford)
Nate McManus.....	OL	6-4, 290	Birmingham, Ala. (Mountain Brook)
Jon Morrison.....	TE	6-5, 235	Marietta, Ga. (Marietta)
Darryl Richard.....	DL	6-4, 285	Destrehan, La. (Destrehan)
Darrell Robertson.....	DE	6-5, 205	Jonesboro, Ga. (Jonesboro)
A.J. Smith.....	DE	6-7, 245	Tampa, Fla. (Jesusit)
Eric Williams.....	DB/LB	6-3, 200	Metter, Ga. (Metter)



## 2004 SIGNEES

### ELRIS ANYAIBE


**DL • 6-3, 275 • DeSoto, Texas (DeSoto)**

Defensive line prospect who was named to the Top 100 in Texas and Top 75 in the Dallas-Fort Worth area by the Fort Worth Star-Telegram . . . Also tabbed to the *Dallas Morning News* Area Top 100 . . . Rated among the top 100 prospects in Texas on SuperPrep's Texas 134 . . . Pronounced EL-riss on-YA-bee.

### KYLE BELCHER

**PK/P • 6-4, 200 • Albany, Ga. (Deerfield-Windsor)**


Versatile kicker who can handle placekicking and punting . . . Booted a 57-yard field goal as a senior . . . Made 10 of 18 field goals, but five misses were from over 54 yards . . . Connected on 33 of 36 PAT . . . Averaged more than 40.2 yards a punt . . . A two-time all-metro and all-area selection by the *Albany Herald*, which also tabbed him to its preseason Dynamite Dozen . . . Helped his team to the GISA AAA state title as junior, when he led the state state with 70 points by kicking . . . Hit eight of 12 field goals and 46 of 51 PAT and averaged 36.1 yards per punt his junior year, his first year of football . . . Coached by Allen Lowe . . . An all-state and all-region soccer player who was the second-leading scorer in the state (GISA) as a junior and set school records for points in a game and season . . . Also lettered in track and basketball . . . Wendy's High School Heisman nominee . . . Full name is Kyle Parker Belcher . . . Born May 17, 1985 . . . Parents are R. Michael and Marilyn Belcher.



### DAVID BROWN

**DL • 6-3, 255 • Madison, Ala. (Bob Jones)**

One of the nation's top defensive line prospects . . . Named to the Super Southern 100 by the *Atlanta Journal-Constitution* . . . Listed No. 35 on the Southeast Elite 88 by Rivals.com . . . An All-America by Prep Star . . . Also tabbed to the South Hot 100 by TheInsiders.com, which ranked him the No. 9 prospect in Alabama, and the SuperPrep All-America 275 . . . Rated No. 11 in the nation among defensive linemen by SuperPrep, No. 14 by TheInsiders.com and No. 17 by Tom Lemming on ESPN.com . . . The No. 3 player in Alabama by SuperPrep and No. 4 by




Rivals.com . . . All-state honoree and two-time Super All-Metro selection . . . Collected 50 tackles as a senior, when he played offense and defense . . . Added 68 tackles with 11 tackles for loss as a junior . . . Four-year letterman for coach Mike Bates at Bob Jones High . . . Full name is David Kevin Brown . . . Born May 29, 1986 . . . Parents are David and Yoshie Brown.

### TRAVIS CHAMBERS

**LB • 6-0, 215 • Decatur, Ga. (Chamblee)**

One of the top linebackers in the state of Georgia . . . Named to the *Atlanta Journal-Constitution's* Top 50 in Georgia . . . First-team all-state selection and Defensive Player of the Year in Class AAAA by the AIC . . . Also first-team all-area by the AIC . . . Rated the No. 33 prospect in Georgia by SuperPrep, No. 34 by TheInsiders.com and No. 48 by Rivals.com . . . Named to Prep Star's all-Southeast region team . . . Recorded 184 tackles with 21 tackles for loss, three sacks and three caused fumbles as a senior . . . Added 166 tackles, 22 tackles for loss, four sacks, three forced fumbles and two fumble recoveries as a junior . . . Honorable mention all-state selection as a junior . . . Three-time all-county and four-time all-region selection . . . Two-time team captain and four-year letterwinner for coach Wade Beale at Chamblee High School . . . Played in the school orchestra . . . Full name is Travis Jamil Chambers . . . Son of Travis and Worthdia Felicia Chambers . . . Born July 12, 1986.



### PAT CLARK

**WR • 5-9, 170 • Jacksonville, Fla. (Mandarin)**

Speedy athlete who is one of the Top 100 prospects in Florida, according to SuperPrep . . . Named to the Florida Times-Union all-area team . . . First-team all-district and all-North Florida . . . Selected to the North Florida Shrine Bowl . . . Had 600 receiving yards and 500 yards rushing as senior . . . Two-way player who saw action at running back, receiver, cornerback and on special teams . . . Scored 10 touchdowns on offense and special teams . . . Had 100 yards rushing and 100 yards receiving in four games . . . Added 750 yardsrushing, 400 yards receiving and 14 touchdowns as a junior . . . Four-year letterman at Mandarin High School . . . Full name is Patrick Clark, Jr. . . . Born Dec. 6, 1985 . . . Parents are Patrick and Debra Clark.

# PLAYER PROFILES

## MIKE COX

**RB • 6-2, 248 • Lewisberry, Pa. (Red Land)**


The No. 35 player on the Rivals.com Pennsylvania Top 50 list . . . An all-East region choice by Prep Star . . . First-team all-district selection and a Mid-Penn conference all-star . . . Nominated for the Pennsylvania Big 33 all-star game . . . Rushed for 1,326 yards and 18 touchdowns while catching 20 passes for 415 yards . . . Single-game best of 224 yards . . . Also played linebacker and had 125 tackles and three interceptions . . . Team captain and three-year letterwinner for coach Frank Gay at Red Land High School . . . Full name is Michael Lawrence Cox . . . Born July 11, 1985 . . . Parents are Dr. Lawrence and Brenda Cox.



## DREW GAUSE

**RB • 5-8, 205 • Spring, Texas (Spring)**

Productive running back who rushed for 1,100 yards and 21 touchdowns as a senior . . . Added 700 yards rushing, 300 yards receiving and 14 touchdowns as a junior . . . Two-time all-district selection . . . Team captain and offensive MVP for coach Sonny Karas at Spring High School . . . Also an outstanding baseball player . . . Full name is Andrew Loyall Gause . . . Parents are Andrew and Cheryl Gause . . . Born Nov. 22, 1985.



## KIERAN DELANY


**OL • 6-3, 310 • Bristol, R.I. (Avon, Conn., Old Farms)**

First-team all-New England selection . . . An Ericksson League all-star . . . Three-year letterwinner for coach Kevin Driscoll at Avon Old Farms, a prep school in Avon, Conn. . . . Also played lacrosse . . . Full name is Kieran John Delany . . . Born June 22, 1985 . . . Son of Edward Delany.

## ANDREW GARDNER

**OL • 6-6, 255 • Tyrone, Ga. (Sandy Creek)**


Honorable mention all-state selection (Class AAAA) and first-team all-area (Fayette/Coweta Counties) by the *Atlanta Journal-Constitution* . . . Ranked among the Top 100 in Georgia by TheInsiders.com . . . Top lineman for an offense that produced over 4,000 yards . . . An all-county selection as a junior . . . Wendy's High School Heisman nominee for Sandy Creek High, where he lettered three years for coach Rodney Walker . . . Also an all-county basketball player who once grabbed 19 rebounds in a game . . . Full name is Andrew James Gardner . . . Born April 4, 1986 . . . Parents are Jim and Christine Gardner.



## JUSTIN GUADAGNI

**FB • 6-1, 228 • Glassport, Pa. (South Allegheny)**

Tabbed to Prep-Star's all-East region team . . . Earned all-conference honors as a junior . . . Played linebacker and had 102 tackles, three interceptions and seven sacks as a junior . . . Coached by Jim Ward and Pat Risha at South Allegheny High . . . Full name is Justin Dominic Guadagni . . . Last name pronounced guh-DA-nee . . . Parents are Terry and Donna Guadagni . . . Born January 31, 1986.



## GARY GUYTON

**LB • 6-2, 220 • Hinesville, Ga. (Bradwell Institute)**

Named to the *Atlanta Journal-Constitution's* Top 50 in Georgia . . . All-Southeast region selection by Prep Star . . . Ranked among the Top 100 in Georgia by TheInsiders.com . . . Returned two fumbles and an interceptions for touchdowns . . . Had 56 tackles, six tackles for loss, three sacks, three fumble recoveries, five pass breakups and a blocked kick . . . Also caught three passes for 54 yards and a touchdown and scored two two-point conversions . . . Made 59 tackles as a junior with nine sacks, 10 tackles for loss, one interception and a fumble recovery . . . Three-year letterman at Bradwell Institute.



# PLAYER PROFILES

## CALVIN JOHNSON

**WR • 6-4, 215 • Tyrone, Ga. (Sandy Creek)**

Tall, play-making wide receiver who is one of Tech's most highly publicized signees in recent years . . . Rated among the nation's top 10 wide receivers and top 100 players by virtually every recruiting analyst . . . Tabbed the No. 4 wide receiver and No. 15 player in the nation by TheInsiders.com . . . Named to the Super Southern 100 by the *Atlanta Journal-Constitution*, the Rivals 100 by Rivals.com, TheInsiders.com Hot 100, the SuperPrep All-America 275 and the Prep Star Top 100 Dream Team . . . Rated the No. 3 player in Georgia, No. 12 in the Southeast and No. 37 in the nation by Rivals.com . . . The No. 7 wide receiver in the nation by SuperPrep . . . First-team all-state selection (Class AAAA) by the *Atlanta Journal-Constitution* . . . Tabbed to the AJC's preseason Super 11 . . . Caught 40 passes for 736 yards and eight touchdowns as a senior . . . Added 34 receptions for 646 yards and 10 scores as a junior for two-year totals of 80 catches, 1,479 yards and 18 TDs . . . Coached by Rodney Walker at Sandy Creek High . . . Full name is Calvin Johnson . . . Born Sept. 25, 1985 . . . Parents are Calvin and Arica Johnson.

## JAMES JOHNSON


**WR • 6-0, 180 • Oakland, Fla. (West Orange)**

Rated the No. 55 prospect in Florida by *SuperPrep* . . . First-team all-Central Florida by the *Orlando Sentinel* . . . Also ranked No. 77 on the *Sentinel's* list of the Top 100 prospects in Florida . . . Two-time all-conference selection . . . Collected over 1,000 all-purpose yards as a senior, including 40 receptions for 700 yards and nine touchdowns . . . Also had 450 yards and three touchdowns rushing and three punt returns for touchdowns . . . Added 20 catches for 400 yards and eight touchdowns as a junior, along with 500 yards and four scores rushing . . . Team captain for coach Timothy Smith at West Orange High . . . Full name is James Allen Johnson . . . Born Sept. 9, 1985 . . . Parents are Robert and Maryiotti Glen.

## DJAY JONES

**DB • 6-1, 185 • St. Mary's, Ga. (Camden County)**


One of the Top 50 in Georgia according to the *Atlanta Journal-Constitution* . . . Rated the No. 37 prospect in Georgia by *SuperPrep* and the No. 60 prospect in the state by TheInsiders.com . . . Helped Camden County and coach Jeff Herron win the Class AAAA state title in 2003 . . . Honorable mention all-state selection by the AJC . . . Collected 52 tackles, three interceptions, including one for a touchdown, plus five pass breakups, two fumble recoveries and one blocked kick . . . Added 16 catches for 255 yards with three touchdowns . . . Full name is Lloyd Dwight Jones, Jr. . . . Parents are Dwight Jones and Andrea Jones . . . Born April 11, 1986.



## JAMAL LEWIS

**DB • 6-0, 182 • Jonesboro, Ga. (Jonesboro)**


One of the Top 50 in Georgia according to the *Atlanta Journal-Constitution* . . . Rated among the state's Top 100 prospects by TheInsiders.com . . . All-Southeast region selection by Prep Star . . . Named to the AJC's all-area team for Clayton/Henry Counties . . . Collected 100 tackles, six interceptions, six pass breakups . . . Scored three touchdowns, including a 96-yard interception return . . . Also caught 35 passes for 387 yards . . . Team captain for coach Larry Mortonson at Jonesboro High . . . Full name is Clarence Jamal Lewis . . . Born Jan. 1, 1986 . . . Parents are Clarence Lewis and Deborah Lewis.



## JACOB LONOWSKI

**OL • 6-5, 290 • Elkhorn, Neb. (Elkhorn H.S.)**


Offensive lineman who was rated the No. 10 prospect in Nebraska by Rivals.com . . . Tabbed to the Midlands Top 66 by *SuperPrep* . . . An all-Midlands region selection by Prep Star . . . Also played on the defensive line at Elkhorn High and had 90 tackles as a senior . . . First-team all-state selection in Class B by the *Omaha-World Herald* . . . Also named to the all-Nebraska, all-class second team . . . All-district, all-conference and all-metro choice . . . Two-year letterman for coach Mark Wortman at Elkhorn High School . . . Co-captain of the wrestling team . . . Parents are Jack Lonowski and Terri Lonowski . . . Last name pronounced luh-NOW-ski.



## KYLE MANLEY

**QB • 6-2, 185 • Buford, Ga. (Buford)**

Tabbed to the *Atlanta Journal-Constitution* Top 50 in Georgia . . . First-team all-state selection in Class AA by the AJC . . . Ranked among the state's Top 100 prospects by TheInsiders.com . . . All-Southeast region selection by Prep Star . . . Led Buford High to its third consecutive state title in 2003, including its 45th straight victory in the Class AA championship game, in which Buford defeated Charlton County, 31-3 . . . In a run-dominated offense, he passed for 1,312 yards



# PLAYER PROFILES

and 11 touchdowns with just two interceptions as a senior . . . Also quarterbacked Buford to a 15-0 record and a state title as a junior, when he threw for 1,214 yards and 14 TD . . . Coached by Dexter Wood . . . Full name is Kyle Thomas Manley . . . Born October 27, 1985 . . . Parents are Phil and Julie Manley.

## NATE MCMANUS

**OL • 6-4, 290 • Birmingham, Ala. (Mountain Brook)**

Rated the No. 28 prospect in Alabama by *SuperPrep* . . . All-state selection in Class 6A and an all-metro honoree . . . Named Player of the Week by the Birmingham Touchdown Club . . . Two-year letterwinner for coach Joey Jones at Mountain Brook High School . . . Full name is Nathan Paul McManus . . . Parents are Paul and Chantal McManus . . . Born January 19, 1986.



## JON MORRISON

**TE • 6-5, 235 • Marietta, Ga. (Marietta)**

Honorable mention all-state selection by the *Atlanta Journal-Constitution* . . . Two-time all-county choice . . . Played defense as a senior and was twice selected Defensive Player of the Week by the Cobb County Touchdown Club . . . Had 85 tackles, 13 tackles for loss, three sacks and two fumble recoveries . . . Two-year letterwinner and team captain for coach James "Friday" Richards at Marietta High School . . . Full name is Jonathan Stephen Morrison . . . Born May 13, 1986 . . . Parents are Stephen and Rujon Morrison.

## DARRYL RICHARD

**DL • 6-4, 285 • Destrehan, La. (Destrehan)**

One of the nation's premier defensive line prospects . . . Named to the *Atlanta Journal-Constitution's* Super Southern 100 . . . Rated the No. 12 player in Louisiana by *SuperPrep* and the No. 13 player in the state by *Rivals.com* . . . Prep Star all-America . . . The No. 9 defensive lineman and No. 93 player in the nation by Tom Lemming and *ESPN.com* . . . The No. 30 player on *TheInsiders.com* South Hot 100 . . . Rated the No. 15 defensive tackle in the nation by *TheInsiders.com* and No. 34 by *Rivals.com* . . . Played in the U.S. Army All-American all-star game . . . Recorded 85 tackles, 12 sacks and 18 tackles for loss as a senior . . . Added 65 tackles and seven sacks as a junior . . . Coached by Steve Robichaux at Destrehan High School . . . One of five national finalists for the 2004 Franklin D. Watkins Memorial Trophy, presented by the National Alliance of African American Athletes to promote academic excellence among young African American males.

## DARRELL ROBERTSON


**DE • 6-5, 205 • Jonesboro, Ga. (Jonesboro)**

Named to the *Atlanta Journal-Constitution* Super Southern 100 . . . The No. 21 prospect in Georgia by *Rivals.com*, No. 26 in the state by *TheInsiders.com* and No. 27 by *SuperPrep* . . . First-team all-state in Class AAAA and first-team all-area (Clayton/Henry County) by the AJC . . . Rated the No. 16 weakside defensive end in the nation by *Rivals.com* . . . The No. 25 defensive end in the nation by Tom Lemming and *ESPN.com* . . . All-Southeast region selection by *Prep Star* . . . Made 100 tackles with 12 sacks and 23 tackles for loss . . . Coached by Larry Mortonson at Jonesboro High.

## A.J. SMITH

**DE • 6-7, 245 • Tampa, Fla. (Jesuit)**


Second-team all-state selection in Class 3A by the Florida Sportswriters Association . . . Rated the No. 50 prospect in Florida by the *Tampa Tribune* and No. 70 by *SuperPrep* . . . Ranked the No. 11 prospect in the St. Petersburg Times' Best of the Bay Area listing . . . First-team all-Hillsborough County and honorable mention all-Suncoast by the *St. Petersburg Times* . . . Selected for the Florida vs. Louisiana All-Star Game . . . National Football Foundation Hall of Fame Scholar Athlete... 2003 Red Zone Player of the Year . . . Had 41 tackles and eight sacks in eight games as senior . . . Added 58 tackles, seven sacks and three fumble recoveries as a junior, when he helped Jesuit High to the Class 3A state semifinals . . . Comes from the same high school program that produced former Tech standouts George Godsey and Will Glover . . . Team captain and three-year letterwinner for coaches Dominick Ciao and Bill Schmitz . . . Full name is Austin Jude Smith . . . Born Oct. 15, 1985 . . . Parents are Don and Karen Smith.



## ERIC WILLIAMS


**DB/LB • 6-3, 205 • Metter, Ga. (Metter)**

Defensive prospect who could play safety or outside linebacker . . . Rated the No. 23 player in Georgia by *TheInsiders.com* . . . Named to the *Atlanta Journal-Constitution's* Top 50 in Georgia . . . Also ranked among the state's Top 50 prospects by *Rivals.com* . . . All-Southeast region selection by *Prep Star* . . . First team all-state selection for Class A by the AJC . . . Also caught 18 passes for a 20.7-yard average and three touchdowns . . . Had 114 tackles and four interceptions as a junior . . . Three-year letterwinner for coach Shane Dular at Metter High . . . Earned MVP honors for the basketball team as junior . . . Full name is Eric Brandon Williams . . . Born Oct. 10, 1985 . . . Parents are Jeffery Williams and Debra Brown-Williams.





# HEAD COACH



# CHAN GAILEY

# CHAN GAILEY

**At Tech: 14-12, 3rd Year**

**Overall: 38-23, 6th Year**

***Named the Georgia Tech head coach on Dec. 29, 2001, Chan Gailey is the first Yellow Jacket head coach to lead Tech to bowl games in his first two seasons.***



**C**han Gailey, a 30-year football coaching veteran, including 14 seasons in the college ranks and 16 years in professional football, was named the 11th head coach in Georgia Tech football history on Dec. 29, 2001.

Gailey guided the Yellow Jackets to bowl games in each of his two seasons on the Flats, the first Georgia Tech head coach to do so. With Tech's victory in the 2004 Humanitarian Bowl, the Jackets achieved a feat unprecedented in school history with their seventh consecutive bowl berth. Georgia Tech is one of just 11 schools in the nation to earn a bowl bid each of the last seven years.

With a balanced offense and an aggressive defense, Gailey's 2003 Yellow Jackets defied preseason predictions that suggested Georgia Tech would finish eighth in the Atlantic Coast Conference. Instead, the Jackets managed a 7-6 record, including a 4-4 mark in the ACC, despite a grueling schedule. The season was highlighted by victories over bowl-bound teams Auburn, Maryland and NC State as well as the thrashing of Tulsa in the Humanitarian Bowl.

Starting true freshman Reggie Ball at quarterback, the Tech offense featured a 1,000-yard rusher in P.J. Daniels and a 1,000-yard receiver in Jonathan Smith for the first time in school history. The Jackets' defense boasted the ACC leaders in tackles in linebacker Keyaron Fox and sacks in defensive end Eric Henderson as well as free safety James Butler, who ranked second in the league in interceptions.

Five Yellow Jackets earned first-team all-ACC honors last season, including Daniels, Fox, Butler, Henderson, and center Hugh Reilly. The 2003 slate gives Tech 12 first or second-team all-ACC selections over Gailey's two years.

Ball was named the ACC Rookie of the Year, Tech's first winner since 1991, while Reilly was selected as a finalist for the Dave Rimington Trophy and Butler was tabbed a semifinalist for the Jim Thorpe Award.

In 2002 in his first season at the helm of the Tech program,

Gailey steered the Rambling Wreck through adversity, including season-ending injuries to the team's top offensive and defensive players, to a sixth consecutive bowl berth in the 2002 Silicon Valley Classic. His first Yellow Jacket edition posted a sixth straight year of seven or more wins, highlighted by an improbable victory at eighth-ranked NC State.

In two seasons on the Flats, Gailey has posted a record of 14-12 (.538).

Gailey, 52, brought to Tech a history of success at every stop in his coaching career, including three seasons as a college head coach at Troy State University and Samford University in Alabama, as well as two years as the head coach of the Dallas Cowboys and two at the helm of the Birmingham Fire of the World League of American Football. He made a name for himself as an innovative offensive mind during NFL stops in Pittsburgh, Dallas and Miami, among others.

Entering his sixth season as a college head coach, Gailey has compiled a record of 38-23 (.623), including a 19-5 mark in two years at Troy State and a 5-6 slate at Samford.


"Chan Gailey is the right fit for Georgia Tech at this time," said Tech Director of Athletics Dave Braine upon Gailey's hiring. "Besides all the great qualities he possesses as a football coach, he's an even better human being."

Gailey came to Tech after two seasons (2000-01) as offensive coordinator for the Miami Dolphins under head coach Dave Wannstedt.

"How many times does a guy like myself get a chance to come to an institute like this?" said Gailey on the day he was introduced. "It's something that you can believe in, and when you talk to somebody you know what you're selling and you know what you're talking about. What's up here with the alumni and the people that are involved? Every day I get to go to work with people that exude character and class. That's an enjoyable situation."



# HEAD COACH



**NFL EXPERIENCE:** Chan Gailey is one of nine current Division I-A head coaches who have NFL head coaching experience. He led the Dallas Cowboys to the playoffs in each of his two seasons as head coach.

"I did ask, 'Do we have the ability to win a national championship?' because I want to win and that's part of the process. I want to win a championship. That's why you play. That's why you line up and that's why you go out and work and lift weights in the off season, to have a chance to be the best of the best and that's one of the goals. I get a chance to come back to my home state and I get an opportunity to work in a great city and to be involved with an unbelievable institute."

Gailey joined the Dolphins after spending the previous two years (1998-99) as the head coach of the Dallas Cowboys. Under Gailey, the Cowboys compiled a composite regular season record of 18-14 in his two seasons, qualified for the playoffs both years, and captured the NFC Eastern Division title in 1998. In addition, the Cowboys finished in the top five in the NFL in both fewest turnovers and fewest interceptions in each of Gailey's two seasons as head coach, including a number one ranking in both categories in 1998.

In Gailey's first season with the Dolphins, he helped guide a running game which amassed 1,894 yards, the most by a Dolphin team since 1984. Lamar Smith finished tenth in the AFC with 1,139 yards rushing, the second-highest single-season total by a Dolphin, marking just the seventh time (fifth player) that a Miami player reached the 1,000-yard plateau.

In seven of the eight seasons that Gailey was either a coordinator or head coach in the NFL, he had a player attain the 1,000-yard rushing mark each time, including Jerome Bettis of the Steelers and Emmitt Smith of the Cowboys.

Before joining the Cowboys in 1998, Gailey spent the previous four seasons (1994-97) with the Pittsburgh Steelers, including each of the last two as offensive coordinator. His first two years there were spent tutoring the club's wide receivers. In Gailey's four seasons with the Steelers, the team won the AFC Central Division crown each time, appeared in the AFC Championship Game on three occasions and made one trip to the Super Bowl. Pittsburgh finished second in the NFL in rushing offense in 1996, averaging 143.7 yards per game. In Gailey's final season with the Steelers, he presided over the league's top-ranked rushing team, one that amassed an average of 154.9 yards per contest.

The NFL team with which Gailey coached reached postseason play each of his last eight years in the league, and 11 of his 14 seasons overall.

Gailey got his start in the NFL coaching ranks as an assistant with the Denver Broncos in 1985. He served as a defensive assistant and special teams coach in his first season there before moving to the offensive side in 1986. He served two years (1986-87) as the Broncos' special teams and tight ends coach prior to taking over the task as quarterbacks coach in 1988. He was promoted to offensive coordinator/receivers coach in 1989, and served two years in that position.

*"I think Chan is one of the best around, and I've worked with a lot of them in different places. He's a great communicator and is great at simplifying things to let guys go out and play football."*

**Jay Fiedler, NFL Quarterback**

*"Chan Gailey is a very good football coach. He is also an outstanding person. From a football perspective, he knows how to move the chains and control the tempo of a football game. He knows how to score points, and he knows how to win. Away from the field, he is a great person - about as solid a man as you are going to meet. He will have success at Georgia Tech, and I will be pulling for him."*

**Emmitt Smith, NFL's All-Time Leading Rusher**

# HEAD COACH



**Laurie and Chan Gailey.**

During Gailey's six-year stay in Denver, the team finished first or second in the AFC West on five occasions and made three Super Bowl appearances. Following his tenure in Denver, Gailey was named head coach with the Birmingham Fire of the World League in 1991, and in his two seasons there, the Fire qualified for the playoffs both times. A stop as head coach at Samford University in 1993 preceded his stint with the Steelers.

Gailey began his coaching career as a graduate assistant at the University of Florida in 1974, where he spent the next two years. From there, he moved on to his first full-time position, as secondary coach at Troy (Ala.) State, where he served from 1976-78. That was followed by a four-year stint (1979-82) at the Air Force Academy, the final two as defensive coordinator under Ken Hatfield. He returned to Troy State in 1983 and spent the next two seasons there as head coach. He led the team to a Division II national championship in 1984.

Born January 5, 1952 in Gainesville, Ga., Gailey was an all-state quarterback at Americus High School, and went on to letter three years (1971-73) as a quarterback at the University of Florida. He graduated from Florida in 1974 with a degree in physical education. Gailey and his wife, Laurie, have two sons, Tate and Andrew.

## Chan Gailey AS A HEAD COACH

Year	Team	Record
1983	Troy State	7-4
1984	Troy State	12-1
	NCAA Division II National Champions	
1993	Samford	5-6
2002	Georgia Tech	7-6
	Silicon Valley Classic	
2003	Georgia Tech	7-6
	Humanitarian Bowl	

**Total, College Head Coach (5 years)..... 38-23 (.623)**

1991	Birmingham Fire (WLAF)	5-5
	Playoffs	
1992	Birmingham Fire (WLAF)	7-2-1
	Playoffs	
1998	Dallas Cowboys	10-6
	NFL Playoffs/Division Champion	
1999	Dallas Cowboys	8-8
	NFL Playoffs/Wild Card	

**Total, NFL Head Coach (2 years)..... 18-14 (.563)**

## Chan Gailey AT-A-GLANCE

**Full name:** Thomas Chandler Gailey, Jr.

**Born:** January 5, 1952 in Gainesville, Ga.

**Family:** Wife Laurie; sons Tate and Andrew

**Education:** Bachelor's degree in physical education, Florida, 1974; graduated from Americus (Ga.) High School, 1970

**College playing experience:** Florida, quarterback from 1971-73 (no professional playing experience)

**College coaching experience (14 seasons):**

Florida - graduate assistant, 1974-75

Troy State - defensive backs coach, 1976-78

Air Force - defensive assistant, 1979-80, defensive coordinator, 1981-82

Troy State - head coach, 1983-84

Samford - head coach, 1993

Georgia Tech - head coach, 2002-present

**Professional coaching experience (16 seasons):**

Denver Broncos - defensive assistant and special teams

coach, 1985; special teams and tight ends, 1986-87;

quarterbacks coach, 1988; offensive coordinator/receivers coach, 1989-90

Birmingham Fire (WLAF) - head coach, 1991-92

Pittsburgh Steelers - wide receivers coach, 1994-95;

offensive coordinator, 1996-97

Dallas Cowboys - head coach, 1998-99

Miami Dolphins - offensive coordinator, 2000-01



## JOE D'ALESSANDRIS

### Offensive Line

### 3rd Year at Tech

**J**oe D'Alessandris, who possesses a wide range of experience at the collegiate and professional levels, enters his third season as Georgia Tech's offensive line coach.

In 2003, D'Alessandris' offensive line has paved the way for 1,000-yard rusher P.J. Daniels. Center Hugh Reilly was a first-team all-Atlantic Coast Conference selection and a finalist for the Dave Rimington Trophy as the nation's top center. Reilly became the second Tech offensive lineman to earn all-conference honors under D'Alessandris, following tackle Nat Dorsey in 2002.

Dorsey was a fourth-round selection of the Minnesota Vikings in the 2004 NFL Draft, while Reilly signed a free agent contract with the Tennessee Titans.

D'Alessandris came to Tech in 2002 after coaching the offensive line at Duke the previous five years (1997-01). Five linemen that he coached during that time went on to the NFL in center




Patrick Mannelly (5th round, Chicago, 1998), guard Lennie Friedman (2nd round, Denver, 1997), center Troy Andrew (free agent, Miami, 2001), Shawn Lynch (free agent, Kansas City, 2002) and John Miller (free agent, Houston, 2002). In addition, D'Alessandris coached on the Gray squad at the 1999 Blue-Gray Classic.

He went to Duke after serving as offensive line coach at the University of Pittsburgh in 1996, and with the Memphis Mad Dogs of the Canadian Football League in 1995. Prior to his Memphis position, he was the offensive line coach at Texas A&M in 1994, helping the Aggies to a 10-0-1 record. He has also held posts with the World League Birmingham team (1991-92) and the CFL Ottawa team (1990).

A native of Aliquippa, Pa., D'Alessandris, 50, was a four-year letterman and a three-year starting offensive guard at Western Carolina, where he earned a bachelor's degree in 1977 and added a master's degree in 1979. As a senior, he received the Catamounts' Big Cat Award as the football team's most valuable player and served as team captain. He began his coaching career at Western Carolina as a graduate assistant before moving on to Livingston (1979-83), Memphis (1984-85) and Chattanooga (1986-89).

He and his wife Toni have three daughters, Anna, Kelly, and Emily.



# ASSISTANT COACHES

## BUDDY GEIS


**Assistant Head Coach /  
Wide Receivers  
*2nd Year at Tech***

**W**ayne "Buddy" Geis, who joined the Georgia Tech staff in 2003, was elevated this season to assistant head coach. He will continue to coach Tech's wide receivers.

Geis has been reunited with Tech head coach Chan Gailey, under whom he worked in the National Football League as an assistant with the Dallas Cowboys.

Last fall as passing game coordinator and wide receivers coach, Geis worked with all-Atlantic Coast Conference wideout Jonathan Smith, who enjoyed one of the top seasons in Tech history. Smith set school records for receptions and receiving yards and was selected by the Buffalo Bills in the 2004 NFL Draft.

Geis spent three seasons with the Cowboys, coaching the Dallas quarterbacks in 1998-99 under Gailey and then directing the offensive nickel package under Dave Campo in 2000. During his stint as quarterbacks coach, the Cowboy signal callers threw only 21 interceptions in two seasons, the lowest total in the NFL during that



span. In 1998, the quarterback trio of Troy Aikman, who missed five games due to injury, Jason Garrett and Mike Quinn totalled just eight interceptions, fewest in the league. The following year, Aikman and his backups were second in the NFL with just 13 interceptions, and Aikman passed for 2,964 yards despite missing two games.


Before going to Dallas, Geis spent two years (1996-97) as offensive assistant and assistant quarterbacks coach with the Indianapolis Colts, where he worked with Colts' quarterback Jim Harbaugh, who recorded the second-best quarterback rating of his career under Geis in 1997.

Geis broke into the NFL as receivers coach for the Green Bay Packers from 1988-91 under Lindy Infante. While with the Packers, Geis tutored all-pro receiver Sterling Sharpe, who led the NFL with 90 receptions in just his second season (1989) in the league. Under Geis' tutelage, Sharpe totaled 281 receptions for 4,280 yards and 23 touchdowns in four seasons.

Geis also coached in the Canadian Football League, serving as offensive coordinator for the Memphis Mad Dogs in 1995 on the staff of former Tech head coach Pepper Rodgers, and in the USFL with the Jacksonville Bulls, spending two years (1984-85) on Infante's staff.

Geis' college coaching experience includes one year each as the offensive coordinator at Tulane (1994) and Duke (1993) and two seasons as offensive coordinator and quarterbacks coach at Memphis State (1986-87). He originally worked with Infante during his first stint with Tulane (1977-82), which followed a three-year stop at Arizona (1974-76).

A native of Altoona, Pa., Geis earned his degree in health and physical education from Lock Haven University in 1972. He added a master's in education and administration at Arizona in 1976. He and his wife, Jere, have two children, Adam and Jeni, and one grandson, Jered.





## BRIAN JEAN-MARY

### Linebackers

### *1st Year at Tech*

**B**rian Jean-Mary begins his first season at Georgia Tech as linebackers coach.

Jean-Mary (pronounced jon-muh-REE) came to Tech after one season coaching the defensive backs at North Alabama, one of the top programs in NCAA Division II.

Last fall, he helped the Lions to a 13-1 record, the Gulf South Conference title and a berth in the semifinals of the NCAA Division II playoffs. North Alabama's defense ranked sixth nationally in scoring defense at 14.1 points per game, well as 25th in pass defense and 26th in total defense.

Jean-Mary, 28, previously spent two years (2001-02) as a defensive graduate assistant at South Carolina under Lou Holtz and

one year (2000) as a graduate assistant on the strength and conditioning staff at Louisville.

A native of Apopka, Fla., Jean-Mary played collegiately at Appalachian State, where he earned a bachelor's degree in 1998.

Jean-Mary is married to the former Jerilyn Ardis.



## CURTIS MODKINS

### Running Backs

### 3rd Year at Tech

**C**urtis Modkins is in his second year as Georgia Tech's running backs coach and his third year on the Tech staff after working with defensive backs in 2002.

Last fall, Modkins tutored the leading rusher in the Atlantic Coast Conference, first-team all-ACC selection P.J. Daniels, a former walk-on who gained 1,447 yards.

In 2002, Modkins coached Tech's only first-team all-ACC honoree in 2002, free safety Jeremy Muires.

Modkins joined head coach Chan Gailey's staff in January of 2002 after four seasons as cornerbacks coach at the University of New Mexico.

In 2001, Modkins' cornerbacks helped New Mexico rank 18th in the nation in total defense and haul in 15 total interceptions, and senior Stephen Persely was named to the all-Mountain West Conference team with six interceptions.

From 1998 to 2000, UNM's passing yardage allowed declined each year.

In 1999, Modkins served a summer internship with the Dallas Cowboys, whose head coach at the time was Chan Gailey.

Modkins went to New Mexico from Texas Christian University, where he was a graduate assistant for one year (1995) and a full-time assistant coach for two years (1996-97).


Modkins was a three-year starter at running back at TCU, where he rushed for 2,763 yards and caught 54 passes during his career. He was a second team all-Southwest Conference selection in 1992 and ranked third on the Horned Frogs' career rushing list at the end of his career.

Upon the completion of his playing career, Modkins served for three years on Pat Sullivan's staff. He was a graduate assistant in



1995, the secondary coach in 1996 and the tight ends coach in 1997 before moving to New Mexico.

Modkins received his bachelor's degree in criminal justice from TCU in 1993 and then earned his M.L.A. degree from TCU in 1997. Modkins is married to the former Kristi Ford and has three children, Ciera, Jett, and Mariah.





# ASSISTANT COACHES

## PATRICK NIX

### Offensive Coordinator / Quarterbacks

#### *3rd Year at Tech*

In his third season at Georgia Tech, Patrick Nix has been elevated to offensive coordinator. He will continue to coach the quarterbacks, his former position as a player.

As running game coordinator and quarterbacks coach in 2003, Nix tutored the Atlantic Coast Conference Rookie of the Year, quarterback Reggie Ball, who started every game as a true freshman and set Tech records for passing yards and total offense by a freshman.

In 2002, Nix was Tech's running backs coach and recruiting coordinator. He helped the offensive backfield overcome the season-ending injuries to its top three tailbacks, including standout Tony Hollings, the nation's leading rusher after four games.

Nix came to Tech in 2002 after one year as wide receivers coach and recruiting coordinator at Samford University.

Prior to his one season at Samford, Nix was the head coach at Henderson State University, an NCAA Division II school in Arkadelphia, Ark., for two years (1999-2000). Under Nix, the HSU offense set 18 school records, four Gulf South Conference records and three national records.


Nix began his coaching career with a three-year stint at Jacksonville State University, serving as running backs coach in



1996 and as quarterbacks coach and passing game coordinator in 1998. He helped the Gamecocks improve from 1-10 in 1997 to 7-4 in 1998.

A native of Attalla, Ala., Nix was a standout quarterback at Auburn University, where as a sophomore he was part of the Tigers' 1993 squad that posted a perfect 11-0 record. In 1995, as captain and starting quarterback, he led Auburn to an 8-4 record and received the team's Pat Sullivan Award for Offensive Player of the Year as well as the Cliff Hare Award as the school's Student-Athlete of the Year. He finished his playing days as the Tigers' career passing efficiency leader and ranked among the top five in school history in numerous other statistical categories.

Nix, who earned a bachelor's degree in secondary education from Auburn in 1995, is married to the former Krista Chapman, and the couple has three children, Emma, Bo, and Caleb.



## TOMMIE ROBINSON

### Tight Ends

### *3rd Year at Tech*

In his third season at Georgia Tech, Tommie Robinson coaches the Rambling Wreck tight ends after working with wide receivers for one season.

Last fall, Robinson coached honorable mention all-conference tight end John Paul Foschi, the Jackets' third-leading receiver who signed a free agent contract with the New York Jets following the season.

Robinson came to Tech in 2002, reuniting with Tech head coach Chan Gailey, for whom he played at Troy State and worked as an assistant coach with the Dallas Cowboys.

In 2002, Robinson worked with standout receivers Kerry Watkins and Will Glover, who both finished among the top five receivers in Georgia Tech history. Watkins earned all-ACC honors.

Robinson spent the 2001 season as the running backs coach



at Oklahoma State after serving three years as an offensive assistant with the NFL's Cowboys, working with wide receivers and special teams.

Prior to his time in Dallas, Robinson spent four seasons at TCU (1994-97) and two at Utah State (1992-93) as a full-time assistant following a stint as a graduate assistant coach at Arkansas.

Robinson, 40, has served NFL coaching internships at New Orleans, St. Louis and Dallas.

A native of Phenix City, Ala., Robinson played for Gailey at Troy State, where he was a part of the 1984 Division II national champions. He was a three-year starter as a strong safety for the Trojans and earned a bachelor's degree in criminal justice in 1985.

After pursuing professional football, he coached on the high school level, including four years (1987-90) at his alma mater, Central High in Phenix City, Ala. He and his wife Lartonyar, have three children, Dontrell, Tawanda and Trey.





## GIFF SMITH

### Defensive Line

### *1st Year at Tech*

**G**iff Smith enters his first season on the Georgia Tech staff as defensive line coach after five years at Tulane University. While at Tulane, Smith coached the Green Wave's defensive line all five years while serving as recruiting coordinator his last three years. He also held the title of associate head coach.

Smith has strong ties to the state of Georgia. A native of the Atlanta suburb of Mableton, he attended Pebblebrook High School and then played and coached at Georgia Southern.

A 1991 graduate of Georgia Southern, Smith was a member of three NCAA I-AA national championship teams at the school in 1986, 1989 and 1990. A three-time all-America defensive end, he helped the Eagles to a perfect 15-0 mark in 1989, and as a senior in 1990, he served as team captain.

He later spent three seasons at his alma mater, working with the wide receivers in 1996 and then the secondary in 1997-98. During his time on the staff, the Eagles won a pair of Southern Conference titles (1997-98) and advanced to the NCAA I-AA national championship game in 1998.



Smith began his coaching career in 1991 as a graduate assistant at Arkansas, where remained three years before moving to Georgia for two seasons.

Smith, 35, was inducted into the Georgia Southern University Athletic Hall of Fame in 2000. He is married to the former Jennifer Erickson.



# ASSISTANT COACHES

## JON TENUTA

### Defensive Coordinator / Defensive Backs

### *3rd Year at Tech*

**E**ntering his third season as Georgia Tech's defensive coordinator, Jon Tenuta has brought to the Rambling Wreck an aggressive, attacking scheme, forged in his 23 years of experience as a defensive coach.

He also coaches the Yellow Jackets' defensive backs.

Tenuta's defensive unit performed very well in 2003, particularly in victories over bowl-bound Auburn (three points, 230 total yards allowed) and Maryland (three points, 253 yards) and a one-point loss to ACC champion Florida State (251 yards). Tech led the ACC and ranked 12th in the nation in rushing defense while ranking 20th nationally in total defense and 27th in scoring defense.

Under Tenuta, the Tech defense featured three first-team all-ACC selections in linebacker Keyaron Fox, who led the league in tackles, defensive end Eric Henderson, who stood atop the ACC in sacks, and free safety James Butler, who was second in the ACC in interceptions while becoming a semifinalist for the Jim Thorpe Award as the nation's top defensive back. Linebacker Daryl Smith and defensive tackle Travis Parker were honorable mention all-ACC picks. Smith (second round) and Fox (third round) were selected in the 2004 NFL draft.

Two Tech defenders also earned all-ACC honors in 2002 in free safety Jeremy Muyres and linebacker Recardo Wimbush.

Tenuta came to Tech in 2002 after one season at North Carolina, which he guided to become the top-rated defense statistically in the Atlantic Coast Conference in 2001. Under Tenuta, the Tar Heels led the ACC in total defense and pass defense while ranking third in run defense and scoring defense. Two members of that defense were first-round picks in the 2002 NFL draft.



Tenuta has previously served as a defensive coordinator at five other schools, including Marshall (1987), Kansas State (1988), SMU (1990-94), Ohio State (2000) and North Carolina (2001).

He has helped develop several defensive backs into NFL players, including first-round draft picks Shawn Springs, Antoine Winfield, Ahmed Plummer and Nate Clements from Ohio State. Springs was the 1996 Big Ten Defensive Player of the Year and a first-team all-America, while Winfield won the 1998 Jim Thorpe Award.

Ohio State's pass defense was consistently ranked among the nation's best during Tenuta's tenure.

Tenuta began his coaching career as a graduate assistant at Virginia (1981-82) and Maryland (1983), and then served as an assistant coach at Vanderbilt (1984-85), Marshall (1986-87), Kansas State (1988), SMU (1989-94) and Oklahoma (1995). At SMU, Tenuta was the defensive backs coach in 1989 before being promoted to defensive coordinator in 1990. At Ohio State, he was the defensive backs coach from 1996-1999 before being elevated to the defensive coordinator post in 2000.

A native of Columbus, Ohio, Tenuta is a graduate of Virginia. He lettered three years as a defensive back for the Cavaliers and earned the team's John Acree Memorial Football Trophy and Kevin Bowie Award.

Tenuta and his wife Dori have three sons, Zach, Matt and Luke.





# ASSISTANT COACHES

## DAVID WILSON

### Special Teams / Recruiting Coordinator

#### *3rd Year at Tech*


**D**avid Wilson is in his third year at Georgia Tech but his second on the coaching staff as special teams coach and recruiting coordinator.

Tech's special teams made several big plays last fall, including a blocked punt for a touchdown, two blocked field goals and two punt returns for touchdowns. Jonathan Smith led the ACC in punt return average.

Wilson came to Tech in 2002 and spent one year as the Yellow Jackets' Director of Football Operations before moving to a coaching position.

Wilson joined the Tech staff after five years at Mississippi State, including the last year as the Bulldogs' Coordinator of Football Operations. He also spent two years (1999-00) as Mississippi State's tight ends coach and recruiting coordinator and two years (1997-98) as administrative assistant after arriving in Starkville in 1997. During his time there, the Bulldogs won the Southeastern Conference West title in 1998 and played in three bowl games.


Wilson served two one-year stints at Florida State in 1996 and



1992. The Seminoles finished 11-1 and ranked second in the nation both seasons he was on the staff, participating in the 1993 Orange Bowl and the 1997 Sugar Bowl.

Wilson has also made coaching stops at Nicholls State, where he served as assistant head coach and recruiting coordinator in 1993, and at Troy State, where he was the running backs coach and recruiting coordinator from 1983-85. He spent two years as the head coach at Pensacola (Fla.) High School in 1994-95 and was an assistant coach on the high school level in Florida from 1986-91.

A native of Atlanta who attended Albany (Ga.) High School, Wilson played football at Troy State from 1974-77. He is married to the former Tammy Groce, and the couple has a daughter, Holly, and a son, Austin.



## BUTCH BROOKS

### Director of Football Operations

#### *7th Year at Tech*

**B**utch Brooks, a member of the Georgia Tech athletics staff since 1998, was named director of football operations in February of 2003.

Brooks, 57, came to Tech in 1998 as director of high school relations after spending 18 years as head football coach, athletics director and head golf coach at Washington-Wilkes High School in Washington, Ga. During that time he compiled a football record of 144-55, a .723 winning percentage, earning berths in the state football playoffs in 13 of his last 17 seasons at Washington-Wilkes.

In 1985, he was named the Atlanta Touchdown Club AA Coach of the Year, and in both 1991 and 1997, he was named the state AA Athletic Director of the Year.

During his time at Washington-Wilkes he coached the football team to six region championships and four appearances in the state championships while leading his golf teams to eight region titles.

Prior to his tenure at Washington-Wilkes, Brooks spent nine years (1971-80) as an assistant football coach and six years (1974-

80) as head baseball coach at Valdosta High School. While head of Valdosta's baseball program, he was named coach of the year in Georgia in 1977 and 1978 and led the team to four regional championships and the state AAA title in 1978. His overall baseball coaching record was 127-33, a .793 winning percentage.

Brooks is a native of Whiteville, N.C. and is a 1972 graduate of Valdosta State University, where he later earned a master's in Administration and Supervision.

He is married to the former Kathy Zelenka of Pascagoula, Miss., and the couple has three children, Rookie Gage, Farrah Sinclair, and Laura Norton, and four grandchildren.





# FOOTBALL STAFF

## BOB GRIFFITH

### ***Director of Clinics, Camps & Events***

**B**ob Griffith is in his second year as Georgia Tech's Director of Clinics, Camps and Events.

A long-time high school football coach in the state of Georgia with more than 200 victories, Griffith came to Tech in 2003 after four years (1999-2002) as head football coach and director of athletics at Appling County High School in Baxley, Ga. That was his second stint at Appling County, where he also served as head football coach and head track coach from 1973-77.

He also spent 18 years (1981-98) as head coach and director of athletics at Effingham County High School in Springfield, Ga., following three years (1978-80) in the same position at Colquitt County High in Moultrie, Ga.

In his most recent stay at Appling County, Griffith led the school to the state playoffs all four years, including a berth in the state semifinals in 1999, and he was named Athletic Director of the Year in Region 2-AAA in 1999 and in Region 1-AAA in 2002. His tour at Effingham County was highlighted by an appearance in the state championship game in 1987.

He entered the Georgia high school ranks in 1970 as an assistant coach at Northside High School in Warner Robins.

Griffith, who served two years in the U.S. Army, is a 1968 graduate of Virginia Tech, where served as co-captain of the football team in 1967.

A native of Louisville, Ky, he is married to the former Stella Massee of Hawkinsville, Ga.



## ERIC CIANO

### ***Director of Player Development***

**E**ric Ciano is in his first season as Georgia Tech's Director of Player Development. He oversees Tech's strength and conditioning program for all sports while working primarily with the football team.

Ciano came to Tech last winter from the University of Tennessee, where he had served as associate head strength and conditioning coach since 2002. He previously spent two years (2000-02) as the head strength and conditioning coach at Louisiana Tech University, following two years (1997-99) as a graduate assistant at Tennessee.

Ciano earned his bachelor's degree in 1997 from Springfield College in Springfield, Mass., where he lettered in football. He added a master's degree from Tennessee in 1999.

A certified collegiate strength and conditioning coach, Ciano is a member of the Collegiate Strength and Conditioning Association and the National Strength and Conditioning Association.

Ciano is married to the former Ashley Klimkiewicz.



**LIAM KLEIN**

*Graduate Assistant*



**CRAIG PAGE**

*Graduate Assistant*



**DAMON HARRINGTON**

*Assistant Director of  
Player Development*

# FOOTBALL STAFF

## TOM CONNER

### *Equipment Manager*

**T**om Conner is in his 13th season as Georgia Tech's Equipment Manager.

A certified athletic equipment manager, Conner is responsible for procuring and maintaining all equipment and uniforms for the football program and also assists in ordering gear for Tech's other sports programs.

Conner came to Tech in 1992 after four years as the equipment manager at the United States Naval Academy. He also has experience at the professional level after serving four years (1982-86) as the head equipment manager for the Birmingham Stallions of the United States Football League.

He then worked one year (1987) as Assistant Equipment Manager at Duke University before moving to Navy in 1988. Conner also spent two years as assistant equipment manager at the University of Missouri.

Conner earned his bachelor of science degree in physical education in 1980 from the University of Alabama, where he worked four years as a student manager for the football team.

Conner, who completed a two-year seat as a member of the Schutt Manufacturers Advisory Board, was honored as the AEMA District III Equipment Manager of the Year for 1997-98.

A native of Signal Mountain, Tenn., Conner is married to the former Pamela Bushman, and the couple has a nine-year-old son.



**PUNT WINDHAM**

*Assistant Equipment Manager*

## JAY SHOOP

### *Director of Sports Medicine*

**J**ay Shoop, a 33-year veteran of the sports medicine profession, returned to Georgia Tech in 2002 as director of sports medicine after a year as head trainer for the Detroit Lions.

Shoop, who oversees all areas of the sports medicine program for the Yellow Jackets' 17 varsity sports, previously served as Tech's director of sports medicine and head trainer from 1987-1999.

Shoop, 56, first came to Tech in 1987 after a two-year stint as head trainer for the NFL's Tampa Bay Buccaneers. He also served two years (1983-84) as head trainer of the Michigan Panthers of the USFL, and seven seasons as an assistant trainer for the Atlanta Falcons.

A native of Wise, Va., Shoop earned a B.S. degree from East Tennessee State University in 1970 and a master's degree in 1976 from Furman, where he was head trainer for six years (1970-76). Shoop served as the chief trainer for the Olympic Village for the 1996 Centennial Olympic Games and as the head trainer for the 1994 Goodwill Games in St. Petersburg, Russia.


An avid collector of historical sports memorabilia, Shoop authored the official history of the Southeastern Athletic Trainers Association in 1988.

Shoop is married to the former Anne Brockman of Greenville, S.C., and the couple has a daughter, Farrah, and a son, Lynn.



**CLAY FARR**

*Assistant Athletic Trainer*



**DR. AARON KING**

*Team Dentist*



**DR. ANGELO GALANTE**

*Team Physician*



**DR. JOHN XEROGEANES**

*Team Physician - Orthopedic*



# FOOTBALL STAFF

## TODD McCARTHY

### **Director of Video Operations**

**T**odd McCarthy enters his seventh season at Georgia Tech as Director of Video Operations after joining the Tech staff in the spring of 1998.

McCarthy handles all practice, game and opponents' video for the coaching staff while overseeing Tech's video operations.

McCarthy spent two years (1996-98) as Director of Sports Video at the University of Pittsburgh and three years (1993-96) in the same capacity at the University of Richmond. He also worked two years as a videographer and editor in the sports department at WRIC-TV, the ABC affiliate in Richmond, Va.

A native of Richmond, Va., McCarthy earned his bachelor's degree in Broadcast Communications from Virginia Commonwealth University in 1992.



**JIM STEVENS**

*Director of Academic  
Services*



**CEDRIC STALLWORTH**

*Associate Director of  
Academic Services*



**LYNN HOUSTON**

*Academic Advisor*



**SHANE OLIVETT**

*Academic Advisor*



**TERI ANTON**

*Administrative  
Assistant for Football*



**SHANNY BURGE**

*Administrative  
Assistant for Football*



**DONNA REED**

*Administrative  
Assistant for Football*

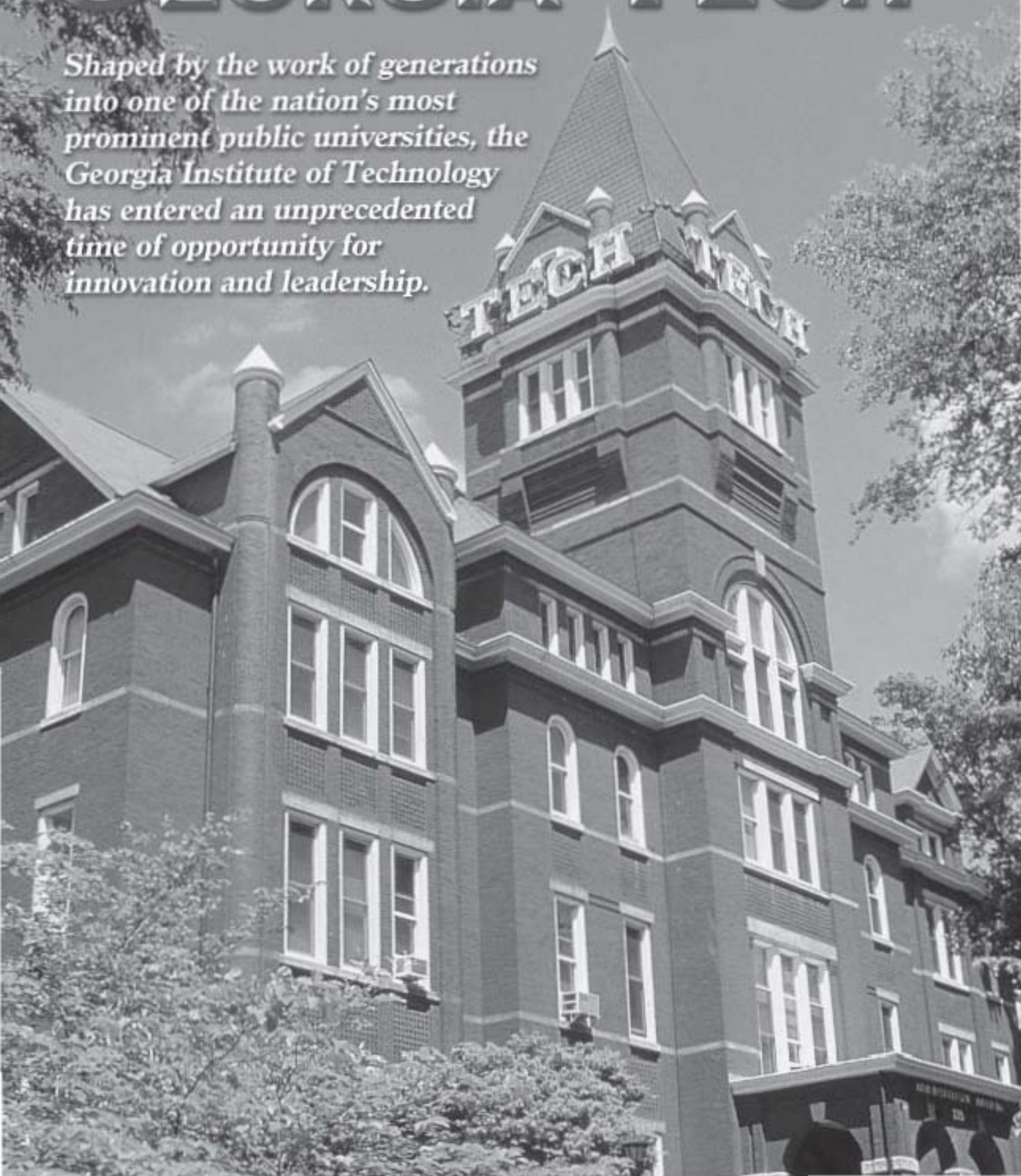


**DERRICK MOORE**

*Team Chaplain*

# GEORGIA TECH

*Shaped by the work of generations into one of the nation's most prominent public universities, the Georgia Institute of Technology has entered an unprecedented time of opportunity for innovation and leadership.*





***U.S. News & World Report ranks Georgia Tech among the nation's top ten public universities and its College of Engineering among the top five programs.***

**S**haped by the work of generations into one of the nation's most prominent public universities, the Georgia Institute of Technology has entered an unprecedented time of opportunity for innovation and leadership. "Although technology may have helped create many of the global problems we face, technology is also essential to many of the solutions," says President G. Wayne Clough. "The world needs scientists and engineers who understand the social and political implications of the technology they create. It needs management strategies, public policies, and structures that put technologies to positive, effective use."

Georgia Tech's goal is to become a source of the innovation that creates a sustainable, prosperous future for the Earth's inhabitants, and there are many signs that the Institute is on the fast track. *U.S. News & World Report* ranks Tech among the nation's top ten public universities and its College of Engineering among the top five programs.

Factors like strong national rankings, a rigorous curriculum, a world-renowned faculty, and endowed scholarships enable the Institute to recruit outstanding students. Admission test scores and grade point averages are among the highest at the nation's public universities. Over the past two years Tech students have won virtually all of the world's most prestigious scholarships, including the Rhodes, Fulbright, British Marshall, Churchill, Truman, Gates Cambridge, and Goldwater scholarships.

As the caliber of its students has increased, the Institute has worked deliberately to strengthen and improve the undergraduate experience. At many major universities, research takes priority over teaching. However, Georgia Tech views itself as a community of learners, all engaged together in the discovery of knowledge. All faculty, even senior eminent scholars, are directly engaged with undergraduates in an effort to offer them the best of both worlds: the attention to quality teaching of a liberal arts college and the exciting dynamics of discovery in the research lab.

The faculty is also achieving new levels of excellence, and 54 new faculty chairs endowed by the Campaign for Georgia Tech are enabling the Institute to attract some of the brightest minds in science and technology. Young faculty won 11 CAREER Awards from the National Science Foundation during the past year, bringing the total number of CAREER Award winners on the Tech faculty to 83, second highest in the nation. Senior faculty also continue to win awards, many of them the highest honors offered in their fields.

Diversity is the key to creative thinking, innovation, and problem solving in a global environment, and Georgia Tech is the national leader in graduating African American and Hispanic engineers. In 2002 the Institute marked the 50th anniversary of the enrollment of women, and Tech also leads the nation in number of engineering degrees awarded to females.

The Institute opened its doors in 1888 with 129 students—all



white males, all but one from Georgia. Today, Tech's enrollment of more than 16,500 includes students from all 50 states and more than 2,900 international students from over 137 countries. Female enrollment has grown from two in 1952, when the first women students were admitted, to nearly 4,500, and minority enrollment is nearly 6,000.

Since 1888, when only a bachelor's degree in mechanical engineering was offered, Tech's academic programs have expanded to include six world-class colleges: Architecture, Computing, Engineering, Liberal Arts, Management, and Sciences. Tech now offers degrees in 31 undergraduate programs, 51 master's degrees and 29 doctoral degree programs.

While most Tech students pursue their studies in Atlanta, a growing number earn degrees without ever setting foot on the Midtown campus. GT Lorraine, Tech's campus in Metz, France, enrolls 240 graduate students and offers an undergraduate degree program during the summer. Georgia Tech degrees can be earned in Singapore through a partnership with the National University of Singapore, and in southeast Georgia, where more than 450 students are enrolled at the newly constructed Georgia Tech-Savannah campus, home to the Georgia Tech Regional Engineering Program. Other students earn master's degrees in engineering over the Internet through programs designed specifically for online delivery.

Another aspect of Georgia Tech's enlarged vision is reflected in the Institute's increasing involvement in national policy discussions. Beyond creating new technology, Tech seeks to put it to work in responsible ways to promote a sustainable quality of life for all people. This effort to place technology in its broader societal context begins with President Clough, who serves on President Bush's Council of Advisors on Science and Technology and the executive committee of the U.S. Council on Competitiveness, and extends to faculty members like Aris Georgakakos, whose computerized monitoring system for the Nile River is designed to guide the nations through which it flows in making responsible policy decisions about water usage.

More than a century ago, Georgia Tech shops produced castings, fittings, and gears for industry. Today Tech helps industries with the innovation that will keep them competitive in the new knowledge economy of the 21st century. Georgia Tech ranks among the nation's top universities in the percentage of research it conducts with industry and is considered the nation's best at transferring new technology from the research lab into practical applications and commercial products.





*"We are moving rapidly in our quest to become a leader that others want to emulate, but our success will come from balancing that quest with a steadfast commitment to the core values and traditions that have made Georgia Tech great."*

To shape a campus worthy of its aspirations, Georgia Tech continues not only to build innovative state-of-the-art facilities, but also to gather related programs in strategically located interdisciplinary "neighborhoods" in a sustainable, "living" campus. Georgia Tech's new Technology Square, which opened in 2003, is a lively, mixed use development that extends the campus right into the middle of the Midtown Atlanta business community. The complex is home to the new Management Building with executive education and interdisciplinary centers; the 252-room Georgia Tech Hotel and Conference Center; and the Global Learning Center, which offers on-site professional education programs and distance learning facilities that connect Georgia Tech to the world. It also includes research centers and labs, as well as several retail outlets, most notably Barnes and Noble at Georgia Tech.

Closer to the heart of campus in the new Biotechnology Technology Complex, the Ford Environmental Science and

Technology Building, the largest academic structure in Tech history, has opened along with the new the U.A. Whitaker Biomedical Engineering Building. Toward the western end of campus where many residence halls are located, is the new Campus Recreation Center, which features a new main gym, weight room and cardio fitness area as well as the Olympic Aquatic Center. Next door in the new Joseph B. Whitehead Building, the Dr. Edward Roe Stamps III Health Services offers expanded health and wellness programs. And the magnificent expansion of Bobby Dodd Stadium at Historic Grant Field gives Tech fans one of the most unique

venues in college football.

But even in the midst of change, Georgia Tech continues to hold fast to the best of its traditions. "We are moving rapidly in our quest to become a leader that others want to emulate," Clough says, "but our success will come from balancing that quest with a steadfast commitment to the core values and traditions that have made Georgia Tech great."





## OLYMPIC GAMES LEGACY

***Georgia Tech's role as the site for the Olympic village in 1996, as well as venues for boxing and aquatics, provided a unique opportunity to showcase the Institute to the entire world.***

**A**nd Georgia Tech did just that, with thousands of news reports about the Institute broadcast or published around the United States and throughout the world. From its unique role as host of the Olympic village, to studies of the impact of sports drinks on Olympic athletes, to the analysis of world class divers from the 10-meter platform, Georgia Tech was spotlighted around the world.

The centerpiece of Georgia Tech's Olympic efforts was the Olympic Village. The majority of the more than 10,000 Olympic athletes were housed on the Tech campus during the Games. In preparation, Tech's housing facilities underwent a \$170 million facelift that resulted in the construction of 4,700 new student beds.

The new housing features apartment-style accommodations with private bathroom, kitchen and sitting area in each suite. New facilities include the Undergraduate Living Center, Graduate Living Center, Eighth Street Apartments, Sixth Street Apartments, Center Street Apartments, Hemphill Apartments and Fourth Street Apartments, as well as the University Apartments, now used by Georgia State University. Existing housing facilities were also renovated for the Games.

FutureNet, the largest fiber optic cable system on any college campus in the country is being used to supplement teaching, tap the Internet, and improve electronic delivery of information.

The Georgia Tech Plaza was constructed

on the Tech campus to provide recreational and social activities for the athletes. The seven-acre plaza is located at the heart of campus and includes the Alumni Fountain, a 150-foot tall campanile, a 300-seat amphitheater and a large lawn area to accommodate outdoor events.

Olympic competition was held on the Tech campus in boxing and aquatic events, which included swimming, diving, synchronized swimming, water polo and the swimming portion of modern pentathlon. These events featured nearly 1,500 athletes competing in 50 medal events.

To host the aquatic events, a new state-of-the-art natatorium was constructed on the west side of campus. Located adjacent to the Callaway Student Athletic Complex (SAC), the Georgia Tech Aquatic Center was officially dedicated August 1, 1995, at a cost of \$21 million, funded entirely by ACOG. The facility was covered but open-air for the Games, seating 14,000 and providing a dramatic setting for the competition.

Tech now reaps the benefits of a world-class aquatic facility capable of hosting major competitions. Opening in 2003 is a new student recreation center surrounding and enclosing the swimming facility.

Tech's prominent role in the Olympics enabled the Athletic Association to upgrade practically every one of its major facilities in a very short period of time.

Boxing was held on campus in the re-



### ***Carrying the Torch***

*Georgia Tech mechanical engineering Associate Professor Sam Shelton built the Olympic torches for the 1996 Centennial Games in Atlanta as well as for the 2002 Winter Games in Salt Lake City, Utah.*

*Shelton, pictured above left with the 1996 torch, and his team of engineers at Georgia Tech transformed an artistic design into a well-engineered working instrument capable of carrying the Olympic flame from Mt. Olympus in Greece to the site of the Games.*



created Alexander Memorial Coliseum at McDonald's Center, the home of Georgia Tech basketball. Tech's historic arena, built in 1956, reopened on Jan. 21, 1996, after undergoing a nine-month, \$13-million facelift that upgraded virtually every aspect of the interior and exterior. The result is a modern, first-class arena that seats 10,000 while preserving the intimacy and tradition of the "Thrillerdome."

Bobby Dodd Stadium/Grant Field was not used for Olympics competition, but Tech's football facility provided a meeting and recreational area in the Village.

Also completed in time for the Olympics was the Homer Rice Center for Sports Performance, a unique facility that offers athletes the latest technology to improve performance levels. Olympic athletes were treated in Georgia Tech's main training facility on the ground floor of the Center for Sports Performance.

# TECH TRADITION

***It was September 30, 1961. The opponent was Rice University for the home opener. For the first time, the official Rambling Wreck car was unveiled to 43,501 fans at Grant Field, leading the Georgia Tech football team onto the field. It has happened at every home game since.***

**T**he event did not establish a new tradition at Georgia Tech, but it cemented one. The vehicle, a restored 1930 Model A Ford Sport Coupe, was Tech's first official Rambling Wreck car.

Since that time, the Rambling Wreck car has joined a much older tradition—the Yellow Jacket—as an official school mascot.

The current Wreck is the latest in a line of distinctive white and gold cars on campus. Before the official Rambling Wreck appeared in 1961, several fraternities took turns driving such vehicles.

The first reference to a Rambling Wreck was applied to a 1914 Ford owned by Floyd Field, Dean of Men. The Technique student newspaper was the first published reference to the car as the "Rambling Wreck" in 1927. The paper spoke out against Field when he considered trading the car that year, but he disposed of it anyway.

The Technique maintained the tradition by sponsoring a yearly collegiate auto race from Atlanta to Athens, beginning in 1929, known as the "Old Ford" race or the "Flying Flivver" race. As the years went by, though, the race became too dangerous, and it was discontinued.

In its place, the school instituted the familiar Rambling Wreck Parade, which is still held every year during Homecoming Weekend. The event challenges students to produce outlandish "mechanical monstrosities" capable of traversing a short course on campus.

Tech officials decided in the late 1950s that the school needed an official car that would be known forever as the Rambling Wreck. Vice President and Dean of Students James Dull began a search for a pre-1940 vintage model, and finally found one—parked in front of his apartment building. The owner, Capt. Ted J. Johnson, a Delta Air Lines pilot, had just finished restoring the 1930 Ford Cabriolet Sport Coupe, which he intended to give to his son as a gift.

Johnson decided to let Tech have the car for \$1,000 in May, 1961. He later returned the purchase price of the Wreck to the Athletic Association in the form of a contribution to the Alexander-Tharpe Fund, fulfilling a desire to go on record as having given the Rambling Wreck to Georgia Tech.

The Wreck was completely restored again in 1982, under the supervision of Tech alumnus Pete George, manager of the Ford assembly plant in Hapeville, Ga.



## ***I'm a Ramblin' Wreck from Georgia Tech***

**I**t is doubtful that anything has ever meant as much to an American college as has this Georgia Tech fight song, a curious mixture of words and music that grew out of an old folk ballad, "The Sons of the Gamboliers." Since the early 1900s, it has been one of the most important vehicles in making Tech's name known around the world and in the development of the school as one of the most cosmopolitan institutions of higher learning in America.

Howard D. Cutter, a member of the first four-year graduating class who earned his mechanical engineering degree in 1892, wrote in the November-December 1942 issue of the Georgia Tech Alumnus that the "Ramblin' Wreck" had its beginnings during the first two years after Tech opened in 1888, inspired when almost the entire student body traveled to Athens to see Tech's baseball team defeat Georgia.

By the early 1900s, "Ramblin' Wreck" was an established tradition. The earliest existing published version of the song appeared in the Blueprint, the Institute's yearbook, in 1908.

In 1910, Michael A. Greenblatt, Tech's first bandmaster, discovered the band playing "Ramblin' Wreck" to the tune of "Sons of the Gamboliers," and made his first arrangement of the song in the form of a handwritten manuscript.

When Frank Roman succeeded Greenblatt as bandmaster in 1911, he wrote a new adaptation of "Ramblin' Wreck," accompanied by many trumpet flourishes, that was played by every name band in the country and became nationally known on radio. His is the version that continues to be popular today.

The fame of the song spread to such proportions that in 1959 it was sung by Richard Nixon and Nikita Khrushchev at their historic face-to-face meeting in Moscow.

In 1984, the law firm of Newton, Hopkins & Ormsby investigated the copyright situation as it applied to "Ramblin' Wreck" and found that a number of people have had various versions of the song copyrighted. The original version of the song is in the public domain and can be played without the payment of royalties.

*I'm a Ramblin' Wreck from Georgia Tech and a hell of an engineer,  
A helluva, helluva, helluva, helluva, hell of an engineer,  
Like all the jolly good fellows, I drink my whiskey clear,  
I'm a Ramblin' Wreck from Georgia Tech and a hell of an engineer.  
Oh, if I had a daughter, sir, I'd dress her in White and Gold,  
And put her on the campus, to cheer the brave and bold.  
But if I had a son, sir, I'll tell you what he'd do.  
He would yell, "To Hell with Georgia," like his daddy used to do.  
Oh, I wish I had a barrel of rum and sugar three thousand pounds,  
A college bell to put it in and a clapper to stir it around.  
I'd drink to all good fellows who come from far and near.  
I'm a ramblin', gamblin', hell of an engineer.*





# TECH TRADITION

## White & Gold

In the fall of 1891, before Georgia Tech organized a football team of its own, a game was scheduled between Auburn and Georgia. Due to the rivalry established in baseball games between Tech and Georgia, the Tech students were invited to the game to cheer, of course, for Auburn.

The students appointed a committee to recommend colors to be worn and cheers to be used at the game. The committee suggested white and gold, and about 200 students attended the game wearing those colors for the first time.

In 1893, when Tech's football team played Georgia for the first time, a group of young women from the Lucy Cobb Institute for Girls, dressed in white and gold, attended the game to cheer for Tech. These ladies were some of the earliest Tech supporters to show their allegiance by wearing white and gold.

*Oh well it's up with the White and Gold  
Down with the Red and Black  
Georgia Tech is out for the victory  
We'll drop the battle axe on Georgia's head  
When we meet her, our team is sure to beat her  
Down on the old farm there will be no sound  
Till our bow-wows rip through the air  
When the battle is over, Georgia's team will be found  
With the Yellow Jackets swarming around.*

## Rat Caps

Tech has several customs especially created for its freshman class members. One of the oldest freshman traditions, wearing Tech's gold-colored rat cap, originated with the ANAK society in 1915. The term rat, originally used for first-year military students, gradually expanded to include all freshmen.

The rat cap has been a distinctive symbol of membership in Tech's freshman class. Freshmen are to decorate their rat caps by writing winning football scores upright, losing scores upside down, and tie scores sideways. Co-ops circle the top button.


## George P. Burdell

In 1927, a Tech tradition began when a mythical student named George P. Burdell appeared on class rosters, registration forms and grade reports, and he has since become one of Tech's most notable students.

The most accurate accounts claim that Burdell was the creation of student Ed Smith. While completing an application form, Smith was struck with the impish idea of enrolling a non-existent student. He even turned in separate exam papers for Burdell, convincing professors that George was a student in good standing. Burdell received a bachelor's degree from Tech and later a master's degree.

Since Smith's graduation, other students have kept George P. Burdell alive. In the spring of 1969, the first quarter that Tech used completely computerized registration, George beat the system by registering for every course the school offered—more than 3,000 credit hours.

Today, members of the Tech band delight in having George P. Burdell paged in opposing stadia.



## The Yellow Jacket

The Yellow Jacket nickname and mascot are two of the most beloved trademarks of Georgia Tech athletic teams, but many conflicting accounts exist as to the origins and beginnings of the Yellow Jacket.

One thing that is clear, however, is that the nickname did not grow out of the familiar six-legged insect, but that the insect mascot, known as "Buzz," grew out of the nickname. As far as can be determined, the first reference to Tech students as "Yellowjackets" appeared in the *Atlanta Constitution* in 1905 and came into common usage at that time.

Historians say the name, spelled as one word, was first used to describe supporters who attended Tech athletic events, dressed in yellow coats and jackets. The actual mascot was conceived at a later date, still undetermined.

Other nicknames which have applied to Georgia Tech teams include Engineers; the Tecks, the first known nickname which was phased out around 1910; and the Blacksmiths, which was common between 1902 and 1904 and is thought to be an invention of sportswriters at the time.

The Golden Tornado is another former nickname thought to be created by sportswriters when John Heisman led Tech to its first national championship in football in 1917.

Any Tech team thereafter which approached the same level of excellence was referred to as the Golden Tornado. The nickname was used as late as 1929, when Tech defeated California in the Rose Bowl.

**TECH NICKNAMES** Yellow Jackets and Rambling Wreck are interchangeable.







***Georgia Tech's storied football facility has been a cornerstone of college football for 90 years. Cozily nestled among Atlanta's skyscrapers, Bobby Dodd Stadium at Historic Grant Field is easily one of the nation's most unique settings for college football.***

Originally built in 1913 by members of the Georgia Tech student body, Bobby Dodd Stadium at Historic Grant Field is the oldest on-campus stadium in NCAA Division I-A, but the venerable stadium has added another chapter to its storied history with a new look and an expanded capacity.

Completed in 2003, a two-year expansion and renovation raised capacity to 55,000 seats and added numerous amenities. The \$75 million endeavor included the expansion and renovation of Bobby Dodd Stadium/Grant Field and the rebuilt Russ Chandler Stadium, Tech's 4,157-seat baseball facility.

The focal point of the project was the new North end zone structure, which seats 15,678 in two levels and also includes 10 luxury suites as well as the Howard Ector Letterwinners Lounge. The North end zone also features a new 7,000-square foot locker room, a 3,300-square players' lounge and media area, and football coaches' offices that overlook the playing field.

In addition to the rebuilt seating area, the new lower East structure features 20 executive suites as well as 2,040 chair-

backed club seats between the 25-yard lines and a private air-conditioned lounge for those patrons. The popular upper East stands remain in place with cosmetic improvements.

At the South end of Bobby Dodd Stadium, 2,970 seats were added in front of the Wardlaw Building, providing seating in the South end zone for the first time since 1985. The new South end zone seating and the lower levels of the East and North stands form a three-sided bowl.

Construction began following the 2001 season, with the first phase completed for the 2002 season, when capacity was 43,719. The first phase saw the completion of the lower bowl seating in the South, East and North areas of the stadium.

Also as part of phase one, a new natural grass playing surface and drainage system was installed, and the field was shifted approximately 30 feet to the north and 15 feet to the west.

Program management was provided by Carter/Turner, a joint venture of Carter & Associates and Turner Construction, while HOK Sport was the project's architect.

Georgia Tech's football facility was known as Grant Field until April of 1988,

when the Georgia State Board of Regents voted to add the name Bobby Dodd Stadium in honor of the legendary coach who guided the Rambling Wreck to its most illustrious football era. The "Gray Fox," a member of the National Football Foundation College Football Hall of Fame, compiled a 165-64-8 record from 1945-66, and tutored 21 all-Americans as he led Tech to 13 bowl trips during his 22-year stay as head coach.

Dodd served as Tech's director of athletics from 1951-76 and then worked as a consultant for the alumni association until his death in 1988 for a 57-year association with the Institute.

The name change was the first for the facility since it was named Hugh Inman Grant Field in 1914 after a gift from John W. Grant, a member of the Tech Board of Trustees and a well-known Atlanta merchant.

The Grant family did not give the land on which Grant Field is built. However, they did give the initial \$15,000 used in 1913 to build the first permanent concrete stands on the west side of the field. In gratitude for the gift, the Board of Trustees named the field Hugh Inman Grant Field in memory of Grant's deceased son.



# BOBBY DODD STADIUM

The students who built Grant Field 90 years ago wouldn't recognize the home of Georgia Tech football if they saw it now. Not only has the skyline around the stadium changed dramatically, but the facility has steadily grown and improved during its rich history.

The original concrete West Stands were largely built by Tech students and seated 5,600. The concrete East Stands were completed in time for the 1924 season. A year later, the South Stands were finished, bringing the seating capacity to approximately 30,000.

Growth of the stadium has been steady through the years. In 1948, the West Stands were rebuilt, which raised the capacity to 40,000, and a new press box, then the largest in the South, was constructed. The all-steel North Stands were erected in 1958 to bring the seating to 44,105.

A second deck was added to the East side in 1962, increasing the stadium capacity to 53,300. The facility was expanded again in 1967, when the West Stands were double-decked to bring capacity to its high of 58,121. That project also included new press and photo levels, including an elevator. New scoreboards were added prior to the 1982 season.

Following the 1985 seasons, the historic South Stands, which formed the familiar U-shape on North Avenue, were razed. In their place is the William C. Wardlaw Center, a

multi-purpose facility for Georgia Tech's athletic and academic departments that was opened for the 1988 season. Seating capacity was reduced to 46,000.

A major renovation of the stadium was completed prior to the 1992 season with the construction of the Bill Moore Student Success Center behind the West Stands, as well as the addition of 32 executive suites and the renovation of the President's Box and press level.

This project also included the Roy Richards Festival under the West Stands, a unique concession and concourse area modeled after the design of Underground Atlanta. The Georgia Tech Letterwinners Club was housed on the Terrace Level of the Richards Festival before moving in 2003 to the North end zone.

Natural grass returned to Grant Field in 1995 after 24 seasons with artificial turf. The field was originally surfaced with Astroturf in 1971 and resurfaced in 1979, and then new artificial All-Pro Turf was installed in 1988.

Bobby Dodd Stadium/Grant Field is located at the heart of the Georgia Tech campus on Techwood Drive, bordered by North Avenue on the south and Bobby Dodd Way on the north.

Tech has hosted numerous crowds which have exceeded capacity, the largest of which was the 60,316 spectators for the Georgia game in 1973.

## OLDEST STADIUMS

### Division I-A Only

<b>Georgia Tech (Bobby Dodd)</b>	<b>1913</b>
Mississippi State (Scott Field)	1915
Cincinnati (Nippert)	1916
Wisconsin (Camp Randall)	1917
Washington (Husky)	1920

### All Stadiums

Penn (Franklin Field)	1895
Harvard (Harvard)	1903
<b>Georgia Tech (Bobby Dodd)</b>	<b>1913</b>
Yale (Yale Bowl)	1914
Mississippi State (Scott Field)	1915

## LARGEST CROWDS

Date	Opponent	Atten.
Dec. 1, 1973	Georgia	60,316
Oct. 16, 1971	Auburn	60,204
Nov. 25, 1971	Georgia	60,124
Nov. 29, 1969	Georgia	60,106
Nov. 26, 1977	Georgia	60,104
Nov. 18, 1967	Notre Dame	60,024

### 1986-2001

Nov. 27, 1999	Georgia	46,450
Oct. 24, 1998	Florida State	46,362
Nov. 2, 1996	Florida State	46,311
Oct. 17, 1992	Florida State	46,226
Nov. 23, 1995	Georgia	46,205
Sept. 29, 1990	Clemson	46,066

### 2003-Present

Sept. 6, 2003	Auburn	55,000
Nov. 29, 2003	Georgia	55,000



## Yellow Jacket Alley

The Georgia Tech team arrives at Bobby Dodd Stadium/Grant Field on game days via Yellow Jacket Alley. Tech fans cheer on the Jackets as they make their way down Yellow Jacket Alley and into the locker room.



# BOBBY DODD STADIUM GRANT FIELD

## • 1905

Tech plays its first football game on the present site of Grant Field, defeating Dahlgren, 54-0.

**1913**

Original West Stands, seating 5,000, are built by Tech students.

**1947**

## • 1947

The West stands are rebuilt and enlarged, and Grant Field now seats 40,000. A new press box, the largest in the South, is constructed on the West side.

## • 1986

The 60-year-old South Stands are torn down following Tech's win over Georgia that closed the 1985 season, making way for the new William C. Wardlaw Center. Stadium capacity is now 46,000.

**1986**

**1950s**

Tech also played baseball at Grant Field in the early days.

## • 1988

Stadium is renamed Bobby Dodd Stadium/Grant Field, in honor of the legendary Tech coach.

## • 1988

Wardlaw Center is completed. Artificial surface is replaced with All-Pro Turf.



**1988**

20,000 PEOPLE SEE GEORGIA TECH WIN SOUTHERN CHAMPIONSHIP  
IN FOOT BALL FROM CENTRE COLLEGE OF DANVILLE KY. OCT. 30 1920  
TECH 24 - CENTRE 0

WINN-ATL JOURNAL



# THROUGH THE YEARS




**1917**

## • 1924

Concrete East stands are constructed, bringing seating capacity to 18,000.

## • 1925

The familiar old U-shaped South stands are built, closing the North Avenue end of the stadium and raising seating capacity to 30,000.



**1925**

## • 1958

The present all-steel stands are erected in the North end zone, bringing capacity to 44,105.

## • 1962

A second deck is added on the East side, and the stadium now seats 53,300.

## • 1967

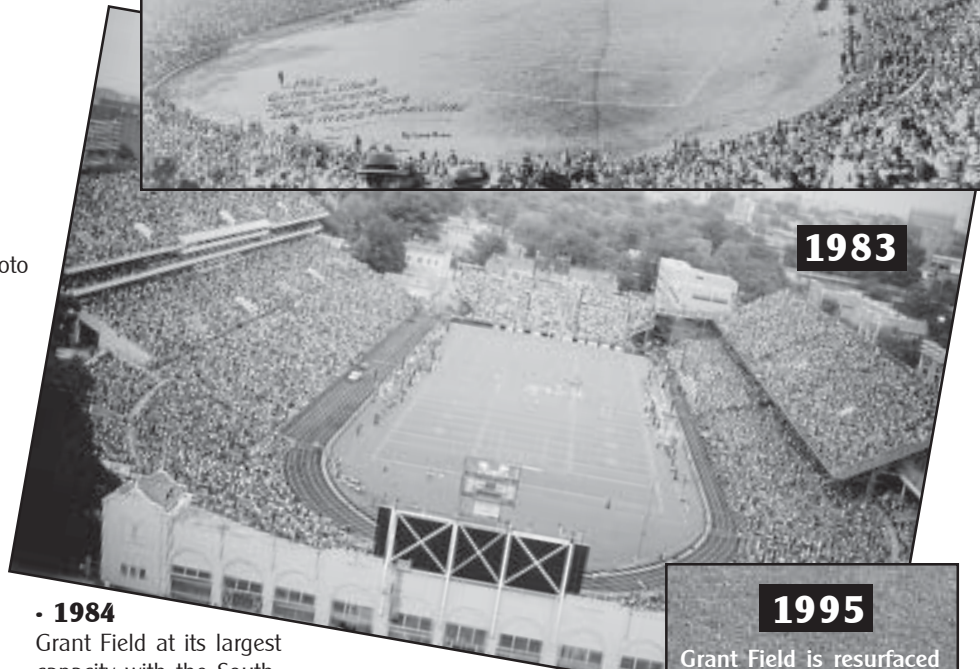
The West side is double-decked, press and photo levels are rebuilt along with the club level, topping Grant Field capacity at 58,121.

## • 1971

The natural grass playing surface is replaced by Astroturf.

## • 1979

Field is resurfaced with new artificial turf.



**1983**

## • 1984

Grant Field at its largest capacity with the South Stands in use

**1995**

Grant Field is resurfaced with natural grass.



**1992**

## • 1992

The Bill Moore Student Success Center is completed, including a new press level and President's box, 32 luxury suites on the West side, and the Richards Festival under the West stands. New East concourse.



**2003**

Two-year expansion completed. With a new North end zone structure and new seating in the South end zone and the lower East, Bobby Dodd Stadium now seats 55,000. The project also added 30 suites in the North and East, 2,040 club seats in the lower East, and a new locker room and office complex.







# WARDLAW CENTER

***One of the cornerstones of the Georgia Tech campus, the William C. Wardlaw Center in the South end zone of Bobby Dodd Stadium/Grant Field serves many purposes for Rambling Wreck athletics and the Institute.***

Until the conclusion of the 1985 football season, the South end of Bobby Dodd Stadium/Grant Field was enclosed by a 12,000-seat grandstand. The familiar U-shaped South Stands, originally built in 1925, were torn down following Tech's season-ending victory over Georgia to make room for the Wardlaw Center, a multi-million dollar facility that was completed for the 1988 football season.

The Wardlaw Center took on a new look beginning in 2002 with the addition of approximately 3,000 seats in the South end zone of Bobby Dodd Stadium.

The 70,000 square-foot, six-level, multi-use facility was built at a cost of \$12 million. Work on the project began in the summer of 1986, after the South Stands were razed in March of 1986.



The Wardlaw Center serves as the gateway for the campus at North Avenue. The building is dedicated to 1928 Tech alumnus William C. Wardlaw, Jr., a long-time associate of the Georgia Tech Athletic Association as a member of the Athletic and Alexander-Tharpe Fund boards. He was also the past president of the Investment Committee of the Georgia Tech Foundation.

The ground floor of the building houses the Hugh Spruill Strength and Fitness Center, widely regarded as one of the top facilities of its kind in collegiate athletics. A locker room for visiting football teams is in the same area.

Television and photography studios are also located on the ground floor, while two levels of parking occupy the second and third floors.

The fourth floor, entered through an attractive plaza on North Avenue, houses the Georgia Tech Foundation offices along with the Frank Gordy Room, a large banquet facility. On this level, large windows and a terrace along the back side of the building allow guests to look out on Grant Field.

The fifth floor houses several Georgia Tech departments while the sixth level is divided into 12 luxurious suites for viewing Rambling Wreck football.





# BILL MOORE STUDENT SUCCESS CENTER



**T**he Bill Moore Student Success Center is a unique facility that serves both Georgia Tech's academic and athletics needs and is utilized by the Tech community throughout the entire year.

This project is a joint effort between Academics and Athletics, which joined hands to bring Georgia Tech a world-class, multiple-use facility that gives the Institute the best of both worlds. Tech officials say that to the best of their knowledge, the integration of the Student Success Center and existing and renovated athletic facilities was the first of its kind.

Part of an extensive stadium renovation completed in the fall of 1992, the Bill Moore Student Success Center was built on the site of what was the Knowles Building on the west side of Bobby Dodd Stadium. The building now forms an attractive entrance plaza into the stadium.

The Student Success Center, which opened in January of 1993, houses Georgia Tech's departments of Admissions, Student Recruiting, Student Financial Services and several activities of the Placement Center, providing a centralized location for prospective students as well as those already enrolled at the Institute. Another key feature is the Eugene M. Clary Theater.

The Bill Moore Student Success Center is the focal point of Phase II of the renovation of Bobby Dodd Stadium/Grant Field, which also included a new look for the West stands. Thirty-two enclosed suites were added to the West Stands prior to the 1992 season. The President's Suite was expanded and refurbished and integrated directly into the Success Center so that it COULD be used for numerous functions.

The Richards Festival concourse area under the West Stands connects Bobby Dodd Stadium to the Student Success Center.





TECH

# STRENGTH TRAINING

## HUGH SPRUILL STRENGTH CENTER

*Outstanding Facility & Programs Help  
Student-Athletes Reach Their Potential*

**A**n integral component in Georgia Tech's 17-sport athletic family is the strength and conditioning program, and the most visible sign of Tech's commitment in this area is the Hugh Spruill Strength Center, one of the finest facilities in the nation.

The Hugh Spruill Strength and Fitness Center is a 10,000-square-foot weightlifting facility on the ground floor of the William C. Wardlaw Center, located at the South end of Bobby Dodd Stadium/Grant Field.

It houses the finest free weight and machine equipment, custom-designed and built to the needs of the strength and conditioning staff.

In addition to the weight equipment, audio-visual instruments have been incorporated to assist in technique instruction, and a computer system assists in handling data and developing weight programs.

A 3,000-square foot exercise room is also a part of the

complex, complete with an Astroturf surface for plyometric, flexibility and agility drills.

Director of Player Development Eric Ciano is in his first season at Georgia Tech.

The strength and conditioning staff also includes Damon Harrington, Scott McDonald, Eddie Lee Ivery, Steve Tamborra, Neal Peduzzi and Melissa Moore.

The facility, which was recently remodeled, contains a tribute to the late Dave Pasanella, Tech's former Director of Player Development and a Rambling Wreck letterman in 1983-84. The "Strongest Man in the World" and the holder of 14 world weightlifting records, Pasanella died tragically in an automobile accident in 1990.

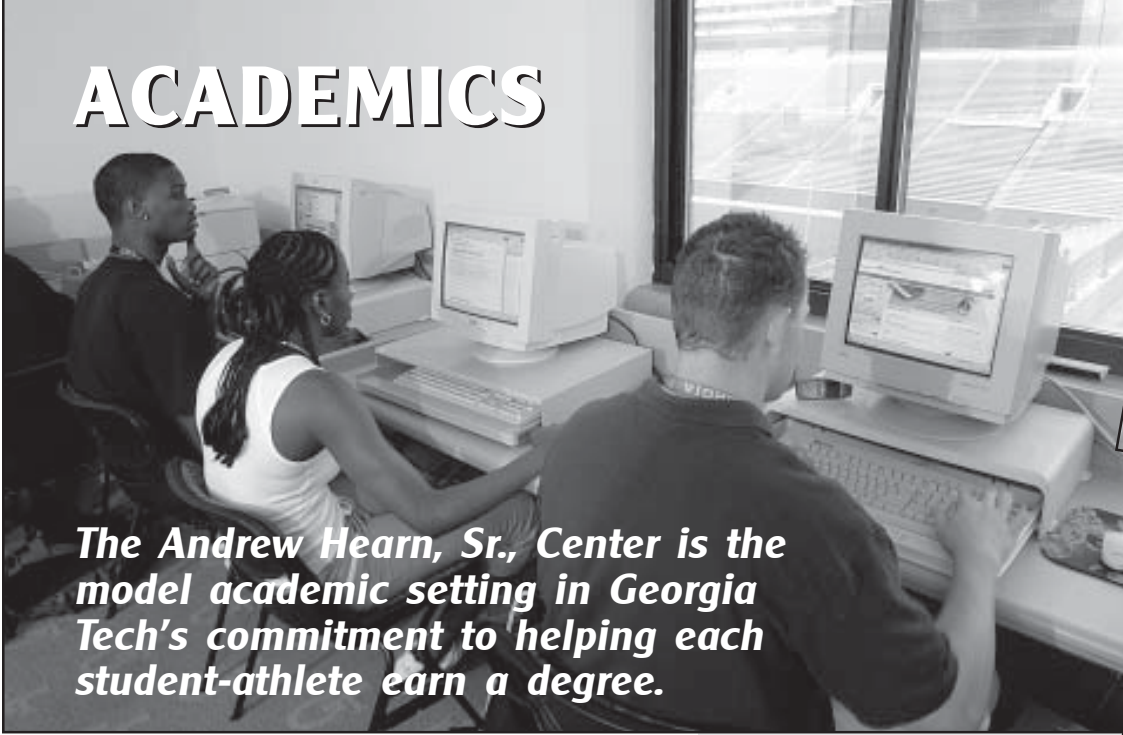
The aim of the strength program is to aid the student-athlete's performance by improving his strength and conditioning level, thus allowing him to better perform particular sports skills.

"Strength and conditioning is as important as any sport we have at Georgia Tech," says Director of Athletics Dave Braine.





# ACADEMICS



*The Andrew Hearn, Sr., Center is the model academic setting in Georgia Tech's commitment to helping each student-athlete earn a degree.*



**PAT SWILLING**



**WILLIAM BELL**



**RYAN STEWART**

**C**onveniently located on the third floor of the Edge Athletics Center, the Hearn Center houses staff offices and facilities to support the academic endeavors of Tech student-athletes. The academic support unit includes seven advisors who are available throughout the day and evenings until 10 p.m.

The academic support program is under the direction of Jim Stevens, Director of Academic Services, a Georgia Tech graduate who lettered in football and basketball, a U.S. Air Force veteran and a former member of the Tech faculty. The staff includes associate directors Cedric Stallworth and Troy Peace, assistant director Tonya Simpson and academic advisors Lynn Houston, Shane Olivett, Kristina Wilhelm, Robert Smith and Trudy Wheeler.

The Hearn Center, which originally opened in 1984, underwent a major renovation in 1995 and now includes over 5,000 square feet of open and self-contained work area. Eighteen rooms of varying sizes flank a glass enclosed computer cluster that contains both Macintosh and IBM-compatible hardware, Internet access and laser printers. A smaller computer room is available for tutoring courses that require computing or software to enhance learning. Hardware and software are continuously updated.

The staff of the Hearn Center coordinate scholarships, academic awards and honors for student-athletes. Assistance with graduate school applications and degree completion programs is also provided.

Study and tutoring rooms vary in size and offer secluded environments in which to work. Tutoring for classes ranging from calculus to advanced engineering courses is scheduled nightly, Sunday through Thursday.

The Hearn Academic Center, staff and programs offer the finest and most innovative educational advantages in the country. Student-athletes are provided a convenient place to study, access computers, and meet with tutors and advisors.

## DEGREE COMPLETION

*One day the cheers from the stands will stop, but the support for Rambling Wreck student-athletes continues in the form of Georgia Tech's degree completion program.*

Georgia Tech offers its student-athletes one of the most comprehensive academic support systems in the country. Academic support is available until a diploma is attained through Georgia Tech's degree completion program. This program allows former student-athletes to continue toward their degrees after they have completed their athletic eligibility or left Tech for professional athletics.

Former Tech athletes who have returned to school through the program and earned their degrees include NFL veterans such as Eddie Lee Ivey, Pat Swilling, Al Richardson, Gary Lee, William Bell, Ryan Stewart, as well as NBA standouts John Salley and Tom Hammonds and major league baseball player Riccardo Ingram.

The program provides for 100 percent reimbursement of academic costs upon earning a passing grade in courses required for graduation. In exchange for financial support, the students work as interns in the Athletic Association, thereby gaining valuable work experience.



## HOMER RICE CENTER FOR SPORTS PERFORMANCE

*In an effort to keep the Georgia Tech program at the forefront of collegiate athletics and carry the Rambling Wreck into the 21st century, the Homer Rice Center for Sports Performance, a unique facility for testing and improving athletic performance, opened in 1996.*

**L**ocated at the north end of Bobby Dodd Stadium/Grant Field, the Homer Rice Center for Sports Performance is comprised of six sports performance clinics which occupy 44,000 square feet of the Arthur B. Edge Intercollegiate Athletics Center at the J.C. "Bud" Shaw Sports Complex. The \$8 million facility also includes the Howard Candler, Jr., Football Conference Center and the George Mathews Athletic Heritage Center, a museum of Tech's rich athletics history.

The Center is in partnership with the Institute to establish a research and development entity focused on the studies of human movement. The Center's efforts concentrate on performance enhancement for student-athletes participating in the sports programs of the Georgia Tech Athletic Association with services also available for Tech students, faculty and staff.

"The Sports Performance Center and the programs it encompasses will take us to the next level to provide our student-athletes with total development—academically, athletically, professionally and personally," said Rice, who retired in 1997 after 17 years as Tech's Director of Athletics.

The Center, under the direction of Rob Skinner, utilizes the philosophy that goals must first be defined before they can be reached. To accomplish this, a staff of highly trained specialists uses the latest in sports and medical technology to measure and record the current status of the athlete's physical and mental condition. The measurement data from each of the six performance clinics is combined to construct a comprehensive "performance profile" of the athlete. This detailed blueprint of each athlete's individual potential provides a specific starting point to customize and implement strategic goals as well as an optimum training regimen for reaching them.

The facility currently focuses on six areas related to performance: sports physiology, nutrition, sports medicine, psychology, motion analysis and vision.

The ground floor houses the Sports Medicine, Sports Physiology and Vision departments, while the second floor contains areas for Sports Psychology and Motion Analysis. Nutrition is located adjacent to the athletic dining hall in the Edge Center.



**THE BOD POD** is used to analyze an athlete's body composition.

### ***The Homer Rice Center for Sports Performance focuses on the following six areas related to athletic performance:***

#### **Sports Physiology**

An athlete's undeveloped potential will be assessed by determining aerobic and anaerobic capacity, specific power outputs, biochemical profile, body composition and specific exercise tolerance levels. The optimum training regimen can now be established according to the current conditioning capacity of the athlete. Operated by Cardiology of Georgia, P.C., the medical clinic staff includes a sports cardiologist and an exercise scientist.

#### **Motion Analysis**

Athletes can fine-tune skills by comparing their motion dynamics for optimum standards. Through the American Sports Performance Institute, the clinic is staffed by a biomechanist and a senior research engineer, who use high-speed, motion-capture equipment to assess human movement in terms of speed, position, timing and force.

#### **Sports Rehabilitation**

Injury prevention and rehabilitation are delivered to achieve complete recovery while maintaining optimum conditioning, ensuring that peak performance is regained as soon as possible. The clinic is staffed by a sports physical therapist, athletic trainers and a consulting sports medicine surgeon.



## QUALITY CARE FOR STUDENT-ATHLETES

*Georgia Tech's sports medicine department offers an experienced staff and the finest equipment and techniques available to care for Tech's student-athletes.*

**G**eorgia Tech offers a comprehensive quality care package. All 17 varsity sports fall under the jurisdiction of Director of Sports Medicine Jay Shoop and his staff.

Shoop has more than 30 years of experience in athletic training at the collegiate and professional levels. His staff includes assistant athletic trainers Clay Farr, Tim Hansen, Josephine Lee, Carla Gilson,

David Kloebs and Walter Smith and physical therapist Charlie Ridgeway. They are assisted by 12 or more student trainers.

Student-athletes are treated by team physicians Dr. Angelo Galante and Dr. Frank Pickens; Dr. John Xerogeanes, the team physician for orthopedics; and Dr. Aaron King, the team dentist who fits each football player with a custom-made mouthpiece. These specialists attend practices and games and are on call for all sports. Along with the Student Health Service on campus, Atlanta offers a number of facilities available 24 hours a day for emergency care, most within blocks of the Tech campus.

Headquartered on the ground floor of the Arthur B. Edge Center, Tech's sports medicine department moved into an expanded and improved facility in 1996 in conjunction with the opening of the Homer Rice Center for Sports Performance. The training room now covers 5,000 square feet, housing the finest equipment available for the prevention, treatment and rehabilitation of athletic injuries.

The latest addition to the sports medicine department was the hydro-therapy area, which features an underwater treadmill and deep-water running and exercise tank. The facility also includes Cybex testing equipment for evaluating and rehabilitating joint and muscle injuries as well as many other state-of-the-art pieces of equipment.

Georgia Tech was one of the first institutions in the country to initiate a drug screening program for its athletes, a practice which has been followed by many other programs.



### Sports Psychology


By applying mental performance techniques to the "whole person," the sports psychology clinic, anchored by a sports psychologist, assists the athlete in opening a clear mental pathway for enhancing concentration and confidence.

### Sports Nutrition

A personal plan is developed based upon a comprehensive computerized nutrition analysis and is supported by nutritional counseling. Body composition analysis and biochemical profile results from the Sports Physiology Clinic are used to address nutritional needs. The staff includes a registered dietitian as director, and a consulting nutritionist and nutrition scientist.

### Vision

The latest addition to the Homer Rice Center for Sports Performance is the Sports Vision Center. Through a partnership with Dr. Barry L. Seiller, M.D. of the Vision Institute of Vernon Hills, Ill., and CIBA Vision, student-athletes are provided with on-site vision testing, vision correction and vision training.



## J.C. "BUD" SHAW SPORTS COMPLEX

Located at the corner of Techwood Drive and Bobby Dodd Way, the J.C. "Bud" Shaw Sports Complex houses one of the most complete athletics facilities in the nation, encompassing the Arthur B. Edge, Jr., Center, the home of the Georgia Tech Athletic Association and the Alexander-Tharpe Fund; the Andrew Hearn, Sr., Academic Center, the Homer Rice Center for Sports Performance, the George W. Mathews, Jr., Athletic Heritage Center, the Howard Candler, Jr., Football Conference Center, and the new North End Zone complex that now houses the football program.

A former Tech basketball player, J.C. "Bud" Shaw graduated from Georgia Tech in 1950 with a degree in Textile Engineering and has been affiliated with the textile industry since his graduation. He is currently Chairman of the Board Emeritus of Shaw Industries, the world's largest carpet manufacturer.

Landscaping for the J.C. Shaw Sports Complex was provided through the generosity of John A. Williams and Post Properties, Inc. Williams, founder and former Chairman of the Board of Post Properties, Inc., is a 1961 graduate of Georgia Tech in Industrial Management.



## THE EDGE CENTER

The Arthur B. Edge, Jr., Intercollegiate Athletics Center is the headquarters for the Georgia Tech athletics family. The four-story, seven million dollar facility, which opened in February, 1982, is part of the J.C. "Bud" Shaw Sports Complex. The Edge Center contains more than 65,000 square feet of space and houses administrative offices, the Hearn Academic Center, training room, and dining hall, plus a number of other facilities.

Financed entirely by gifts and contributions from Georgia Tech alumni and friends, the Edge Center was dedicated on Oct. 30, 1982. Since then, the facility has undergone several facelifts, most notably the addition of the Homer Rice Center for Sports Performance in 1996.

The latest renovation in 1999 involved the move of the Georgia Tech Ticket Office, which is now accessible from street level on Bobby Dodd Way. Directly above the ticket office are the administrative offices of Director of Athletics Dave Braine and his senior staff.

Offices for various administrative departments and sports programs are located on the

first floor. The dining hall is located on the second floor, which connects to the Howard Candler, Jr., Conference Center.

The Andrew Hearn, Sr., Academic Center comprises the majority of the third floor. Another feature is a chapel, displaying an etched glass mural of Tech athletes in a praying stance.

The ground floor of the Edge Center includes Tech's primary training room, which connects to the new North End Zone complex that houses the football offices and locker room.

Perhaps it is not what is in the Edge Center which makes it so unique, but the way the center houses it. A visitor can't help but be impressed upon entering the building through the entrance plaza to the first floor and seeing the lobby rise through the top floor to a glass atrium.

The lobby is decorated with the "Circle of Champions," honoring all of Tech's national championships, including four national football

## FOOTBALL COMPLEX

The newest addition to the J.C. "Bud" Shaw Sports Complex is the new complex in the North end zone of Bobby Dodd Stadium at Historic Grant Field, which now houses the football program.

The ground floor of the two-story structure features a new locker room, equipment room and players' lounge. The locker room covers 7,000 square feet, while the players' lounge, which includes a media room, is 3,300 square feet.

The second floor is a new office suite for the football coaches' and staff that overlooks the playing field. On the third floor is the Howard Ector Letterwinners' Lounge.

titles. The "Circle of Champions" leads to the George W. Mathews, Jr., Athletic Heritage Center, a museum that chronicles Tech's rich athletics history. The Heritage Center is part of the Homer Rice Center for Sports Performance, which was built as an extension to the Edge Center.

The Edge Center is named in honor of Arthur B. Edge, Jr., a prominent Tech alumnus and former president of Callaway Mills.





## GEORGE W. MATHEWS, JR. ATHLETIC HERITAGE CENTER

**P**reserving and telling the story of Georgia Tech's rich athletic heritage for future generations of Yellow Jacket fans is the mission of the George W. Mathews, Jr., Athletic Heritage Center.

Located within the J.C. Shaw Sports Complex on the second floor of the Homer Rice Center for Sports Performance, the Center chronicles Tech's history in all sports, with emphasis on the accomplishments of the football program. Static

displays of trophies and memorabilia are augmented by video kiosks and interactive displays that bring to life Tech's storied athletic past.

Opened in May of 1996, the Center also includes a theater where Tech fans can view highlight films covering achievements such as Tech's 1990 national championship in football, the 1990 NCAA men's basketball Final Four, and the 1994 College World Series.

A 1948 graduate of Georgia Tech in Indus-


trial Management, George W. Mathews, Jr., played football for two of Tech's legendary coaches, William Alexander and Bobby Dodd, participating in the Orange Bowl in 1945 and 1948 and the 1947 Oil Bowl. Mathews is retired from Internet Corporation, the \$500 million company he founded and the largest independent foundry in North America. The George W. Mathews, Jr., Athletic Heritage Center was made possible by a gift from the Internet Corporation upon Mathews retirement in 1994.



### Fuller E. Callaway, Jr., Plaza & Gateway to Bobby Dodd Stadium/Grant Field

**T**he Fuller E. Callaway, Jr., Plaza and Gateway to Bobby Dodd Stadium/Grant Field provides an attractive entrance to Georgia Tech's historic football facility. The Plaza was temporarily relocated during the stadium expansion but will return to the North end zone.

The Plaza was dedicated in memory of Fuller E. Callaway, Jr., an internationally-recognized leader in the textile industry and a 1926 Textile Engineering graduate of Georgia Tech. His personal gifts and contributions from the Callaway Foundation, Inc., totalling millions of dollars, have funded professorships, scholarships and numerous facilities for students on the Tech campus.



### Howard Candler, Jr., Football Conference Center

**T**he Howard Candler, Jr., Football Conference Center provides Georgia Tech with one of the best football conference centers in the nation. In addition to eight meeting rooms of various sizes, the Conference Center also houses state-of-the-art video facilities which allow the entire Center to be connected together as one, or be used as separate meeting rooms.

The late Charles Howard Candler, Jr., was a lifelong Atlantan with widespread interests in business, real estate and education. He served for 27 years as a Director of the Coca-Cola Company and also sat on several Boards, including Trust Company Bank of Georgia and the Atlantic Steel Company. The Howard Candler, Jr., Football Conference Center, which opened in May of 1996, was funded by a gift from his widow, Lee Edwards Candler.

# TOTAL PERSON PROGRAM

**From national titles to Olympic medals, Georgia Tech's nationally-renowned athletics program has produced many champions. More importantly, through the Total Person Program, Tech is developing well-rounded student-athletes who go on to winning performances in a wide range of endeavors.**

**T**hrough this multifaceted program, the brainchild of retired Director of Athletics Dr. Homer Rice, Rambling Wreck student-athletes have the opportunity to learn the elements of success beyond the classroom or playing field. Athletic careers are fleeting, but Tech student-athletes gain skills that remain with them for a lifetime, preparing for the career and personal challenges ahead.

During his 17-year stay on the Flats from 1980-97, Rice rebuilt Georgia Tech's athletic fortunes with an emphasis not just in fund-raising and facilities but in equally important areas such as academic support, career placement and life skills.

Since Rice started the Total Person Program in 1980, it has developed into the most comprehensive student-athlete support system in the country. Rice's model has been adopted nationwide as the foundation for the NCAA's Life Skills Program. Because of the success of the Total Person Program, Georgia Tech was one of three schools chosen to consult with the NCAA on this project.

Current Director of Athletics Dave Braine has built upon the foundation laid by Rice with a continued emphasis on all aspects of the student-athlete's life.

"The concerns of the student-athlete must always come first," says Braine. "I want to make sure that all student-athletes have an opportunity to graduate. It is always our goal to give back a better person than we brought in."

Addressing virtually every area of a well-rounded educational experience, the Total Person Program, under the direction of Rob Skinner, focuses on the following components:

## Life Skills

**T**he foundation of the Life Skills component is the ASPIRE program: Athletes' Successful

Planning in Reaching Excellence. It is an interactive workshop that challenges student-athletes to live up to their potential in every area. Incorporated with the program is training and discussion on choices, habits, life mission and goal-setting.

All freshmen student-athletes participate in the ASPIRE program by attending weekly seminars, on topics ranging from time management and media training to drug and alcohol awareness and diversity.

## Academic Support & Degree Completion

**G**eorgia Tech offers one of the most comprehensive academic support programs in the country, giving every student-athlete the best possible opportunity to earn a degree that will open doors for a lifetime.


The centerpiece of the academic support program is the Andrew Hearn, Sr., Academic Center, an ultramodern facility for studying and tutoring located in the Edge Athletic Center. Tutoring is available in a wide range of subjects, and a highly-qualified staff of academic advisors monitor academic progress.

Academic support does not end when a student-athlete's playing career is over. The degree completion program focuses on student-athletes who have completed their eligibility and provides a means for returning to school and completing any remaining coursework in order to earn a degree. Many former athletes have benefited from the program.

## Career Planning & Placement

**T**he career planning and placement program, headed by Director of Student Life Lucius Sanford, provides guidance well before the student-athlete's graduating quarter. Programs are offered in resume writing, interviewing skills and dressing for success, and networking luncheons put students in contact with local business leaders. Student-athletes are assisted in the pursuit of summer employment opportunities that provide meaningful work experience to prepare them for the challenges of a competitive workplace.

**TECH PROVIDES** a comprehensive academic support program for student-athletes.



**NATE CURRY**, who has already earned his degree, serves on the Student-Athlete Advisory Board.

## Counseling & Wellness

**T**he wellness program addresses a student-athlete's physical, mental, emotional and spiritual needs. In addition to a highly-qualified sports medicine program to treat and prevent injuries, student-athletes are educated in areas such as nutrition, drug and alcohol awareness, and stress management. Christian Fellowship meetings are held.

## Leadership

**T**ech student-athletes have the opportunity to develop leadership skills through the Student-Athlete Advisory Board, a group of representatives from each team that meets with athletic department administrators to help shape policies and address issues of concern.

Senior Nate Curry and junior Chris Reis represent the football team on the SAAB, and Curry also serves on the Atlantic Coast Conference Student-Athlete Advisory Board.

## Honors

**T**hrough institutional, conference and national awards, student-athletes are recognized for outstanding efforts in athletics and academics and are encouraged to pursue postgraduate scholarship awards. Through the annual Total Person Awards, two seniors are honored based on outstanding athletic achievement, scholarship and character, and a former student-athlete who utilized the principles of the Total Person Program is recognized. Other annual awards include the Bobby Dodd Scholarship, the Robert Cup and Director of Athletics Dave Braine's All-Academic Team.

## Community Outreach

**S**tudent-athletes are encouraged to give back to the community through a variety of service projects, including a mentoring program with local school children.





## DR. G. WAYNE CLOUGH

*President, Georgia Institute of Technology*

**T**he chief engineer of Georgia Tech's determined effort to provide technological leadership in a changing world is Dr. G. Wayne Clough, the Institute's tenth president and the first alumnus to serve in that capacity.

His leadership has made undergraduate education more dynamic. He implemented a required computer initiative for all students, and oversaw the revision of the curriculum to include web-based enhancements. The next step was a broad initiative to engage students more fully with faculty in the classroom and research lab, and to create more student leadership opportunities. The positive impact is reflected in higher quality students and higher retention rates.

Sponsored research has also increased every year since Clough became president. Research expenditures are now exceed \$370 million as Tech moves into exciting interdisciplinary fields like bioengineering, sustainable technology, and nanoscience.

Clough's skills as a civil engineer are evident in reshaping the campus to meet the needs of Tech's world-class programs and students. He has overseen the construction of more than a dozen academic and research buildings, with several more on the drawing board. The campus is fully wired with 1,700 miles of fiber-optic cable and offers a comprehensive wireless environment as well.

To provide the additional resources required to reach this goal, Clough engineered the Campaign for Georgia Tech, which raised a record \$712 million in five years for 54 endowed faculty chairs, 233 endowed scholarships, eleven new buildings, and a host of academic, research and athletic programs.

Beyond campus, he gives Georgia Tech a face and voice in Washington, D.C., as a member of the President's Council of Advisors on Science and Technology and the executive committee of the U.S. Council on Competitiveness, and as chair of the National Academy of Engineering committee on the Engineer of 2020.

Since September, 2001, he has

*His leadership has made undergraduate education more dynamic. He implemented a required computer initiative for all students, and oversaw the revision of the curriculum to include web-based enhancements. The next step was a broad initiative to engage students more fully with faculty in the classroom and research lab, and to create more student leadership opportunities. The positive impact is reflected in higher quality students and higher retention rates.*

represented the Atlantic Coast Conference (ACC) on the National Collegiate Athletic Association (NCAA) Division I Board of Directors.

A native of Douglas, Georgia, Clough received his bachelor's and master's degrees in civil engineering from Georgia Tech in 1964 and 1965. He earned a Ph.D. in civil engineering from the University of California, Berkeley in 1969.

He was provost and vice president for academic affairs at the University of Washington in Seattle when he answered the call to return to his alma mater as president in September of 1994. Prior to that, he had spent a decade at Virginia Tech as head of the Department of Civil Engineering, then as Dean of the College of Engineering. He also served on the faculties of Duke and Stanford universities.

A specialist in geotechnical and earthquake engineering, he is the author of more than 120 papers and reports, six book chapters, and several widely used geotechnical computer codes. He is presently a consultant to the San Francisco



Bay Area Rapid Transit System for ongoing major seismic retrofitting. His other interests include technology and higher education policy, economic development, diversity in higher education, and technology in a global setting.

Closer to home, he serves on the Board of Advisors for Noro-Moseley Partners, the Southeast's largest venture capital fund, and on the Board of Directors of Total System Services of Columbus, Ga. He is a member of the executive committees for the Metro Atlanta Chamber of Commerce and Central Atlanta Progress, and a trustee of the Georgia Research Alliance. *Georgia Trend* magazine has included Clough on its list of the 100 most influential Georgians for the last seven years.

Among his many national awards for teaching and research, Clough holds eight from the American Society of Civil Engineers and is one of a select few to have been twice awarded the Norman Medal, civil engineering's oldest honor. In 2001 he received the National Engineering Award from the American Association of Engineering Societies. He has been a member of the National Academy of Engineering for more than a decade.

Wayne and Anne Robinson Clough have been married for more than 30 years and have two grown children.

## DR. GEORGE NEMHAUSER

### *Faculty Representative for Athletics*

**G**eorge Nemhauser, a professor in Georgia Tech's School of Industrial and Systems Engineering, is in his 10th year as the Rambling Wreck's Faculty Representative for Athletics.

Nemhauser, who has served on the Georgia Tech Athletic Association Board since 1989, has been a member of the Tech faculty since 1985. He came to the School of Industrial and Systems Engineering as the A. Russell Chandler Professor and was appointed Institute Professor in 1991.

The author of three books and more than 100 research papers, Nemhauser's principal research interests lie in the area of discrete optimization. He is currently working on several applications for large-scale mixed integer programming problems, especially in the area of crew and fleet scheduling in the airline industry, and he is one of the developers of MINTO, a software system for solving mixed-integer

programs.

His software has been used to develop basketball schedules for the Atlantic Coast Conference and other leagues.

Nemhauser's distinctions include membership in the National Academy of Engineering as well as the Kimball Medal and the Lanchester Prize, which he received twice from the Operations Research Society of America.

Nemhauser began his academic career in 1961 as Assistant Professor of Operations Research and Industrial Engineering at Johns Hopkins University. In 1970, he was appointed Professor of Operations Research and Industrial Engineering at Cornell University, where he later served as School Director from 1977-83.


He has also held visiting faculty positions at the University of Leeds, U.K., and the University of Louvain, Belgium, where he worked at the Center for Operations Research and Econometrics



while serving as Research Director for two years.

A native of New York, N.Y., Nemhauser earned his bachelor's degree in chemical engineering from City College of New York in 1958. He then added a master's degree and Ph.D. from Northwestern University in 1959 and 1961, respectively.

Nemhauser and his wife, Ellen, have two children and two grandchildren.



**PRESIDENT CLOUGH** helps cut down the nets at the Yellow Jackets celebrate their berth in the NCAA Final Four.

## GEORGIA TECH ATHLETIC ASSOCIATION BOARD OF TRUSTEES

**Chairman:** Dr. G. Wayne Clough, Institute President

**Vice Chairman:** Dr. George Nemhauser, School of Industrial & Systems Engineering and Faculty Representative for Athletics

**Director of Athletics:** Dave Braine

**Treasurer:** Robert K. Thompson, Institute Senior Vice President

**Secretary:** Dr. Sue Rosser, Ivan Allen College

**Faculty Members:** Dr. Mark A. Clements, School of Electrical and Computer Engineering; Dr. Augustine Esogbue, School of Industrial & Systems Engineering; Dr. Rosario Gerhardt, School of Materials Science & Engineering; Dr. Sue Rosser, Ivan Allen College; Dr. Daniel Schrage, School of Aerospace Engineering; Dr. William Wepfer, School of Mechanical Engineering; Dr. Ben T. Zinn, School of Aerospace Engineering;

**Alumni Members:** Kimberly Krabe Barnes; Jere W. Goldsmith

**Student Members:** Amy Phuong, Undergraduate Student Government President; Kasi David, Graduate Student Government President; Student-Athlete Representative, TBA

**Non-Voting Members:** George Brodnax, III, honorary member; John O'Neill, honorary member; John Carter, Georgia Tech Foundation; Daniel Amick, Editor of *The Technique*; Randy Nordin, Chief Legal Counsel; Dr. Gary May, Executive Assistant to the President;



## CARRYING ON THE LEGACY OF HEISMAN, ALEXANDER, DODD & RICE

*One of America's most respected athletics leaders, Dave Braine has taken the Georgia Tech program into the new millenium in successful fashion, using the Yellow Jackets' storied past as a guiding light along the way.*

**A** national leader in his field, Georgia Tech Director of Athletics Dave Braine has made a career out of building successful programs. As he enters his eighth year at Tech, he has overseen tremendous growth in the Yellow Jackets' overall athletics program while positioning Georgia Tech for the future with ambitious building projects.

Braine, 61, has steered the Georgia Tech Rambling Wreck into the new millennium in successful fashion, using the Yellow Jackets' rich tradition as a guiding light along the way. He follows in the footsteps of four Tech greats of the past—John Heisman, William Alexander, Bobby Dodd and Dr. Homer Rice.

Georgia Tech's overall athletics program has enjoyed unprecedented success during Braine's tenure, highlighted by the men's basketball team's 2004 NCAA runner-up finish and a school-record bowl streak for the football program as well as remarkable growth in women's athletics and continued excellence in sports such as baseball and golf.

The 2003-04 school year proved to be the most successful campaign in Tech history. Yellow Jacket teams combined for a school-record 31st place finish in the annual NACDA Director's Cup standings, which ranks the overall success of athletics programs based on NCAA finishes in each sport. Tech's No. 31 finish shatters its previous high of 45th place in 1994.

Highlighting the 2003-04 year was, of course, the remarkable performance by the Rambling Wreck basketball team, capped by Tech's first appearance in the NCAA Championship game. With many of the key players returning and head coach Paul Hewitt signed to a long-term contract, the program is poised to remain among the nation's elite.

In addition to the magical season by the basketball team, Tech's women's volleyball and track and field programs enjoyed watershed years, with the volleyball team reaching the NCAA Elite Eight, and the track team winning two national titles and placing 15th at the NCAA Outdoor Championships.

The Tech football program won its 21st bowl game, reclaiming the nation's best winning percentage in bowl games. The golf team posted its fourth Top Five NCAA finish in the last five years, while the baseball team earned its 19th postseason berth in the last 20 years. The

softball and men's and women's tennis teams extended their NCAA streaks, and the men's and women's swimming and diving and men's track and cross country programs sent individuals to the NCAA Championships.

Fifteen of Tech's 17 sports programs reached postseason play in 2003-04. In fact, Georgia Tech was the only school in the nation to win a football bowl game as well as NCAA Regionals in men's basketball and baseball, and one of only three programs to win a bowl game and at least one game in the NCAA basketball and baseball tournaments.

The Rambling Wreck football team has played in a bowl game in each of Braine's seven seasons on the Flats, an accomplishment that places Georgia Tech along with only 11 other schools in the nation. Tech's current streak better the previous school record of six straight from 1951-56 under the legendary Bobby Dodd.

Other athletics highlights during Braine's tenure include 14 Top 10 national team finishes, No. 1 national rankings in baseball and golf, and nine Atlantic Coast Conference team titles in six different sports. Individual accomplishments range from Chaunte Howard's pair of national championships in the high jump in 2004 to Troy Matteson's 2002 NCAA title in golf to Angelo Taylor's gold medal in track at the 2000 Sydney Olympic Games.

Matteson is also among Tech's 25 Academic All-America honorees in the last seven years, including three in 2003-04. The football team placed a school-record eight student-athletes on the 2003 ACC All-Academic team.

### Building for the Future

**B**raine strives to provide first-class athletics facilities for every sport, which not only help Georgia Tech attract top-notch student-athletes, but also provide amenities for Yellow Jacket fans.

The centerpiece of Tech's recent building campaign is the expansion of the historic football facility, Bobby Dodd Stadium at Grant Field, which was completed in 2003. The \$75 million project that raised capacity to 55,000 while adding numerous amenities and improvements was completed in less than two years. Also part of the project is the new Russ



Chandler Baseball Stadium, a \$9.1 million facility completed in 2002 that seats 4,157 and is one of the nation's finest baseball parks.

Also in the past year, Tech's men's and women's swimming and diving programs moved into one of the nation's most impressive aquatics venues. The Georgia Tech Aquatics Center features the competition pool from the 1996 Olympic Games in an enclosed, 2000-seat arena capable of hosting major national events, including the NCAA Championships, which Tech will take place at Georgia Tech in 2006.

The addition of women's swimming and diving in 2001-02 is further evidence of Georgia

## THE BRAINE FILE

**Full Name:** David Thomas Braine

**Born:** July 7, 1943, in Grove City, Pa.

**Education:** University of North Carolina, B.S., 1965; M.A.T., 1966

**Playing Career:** Three-year football letterman at UNC (defensive back & kicker), 1962-64

### Football Coaching Career:

1966-67 Manatee (Fla.) H.S.

1967-70 VMI, Freshman & Asst. Coach

1971-73 Richmond, Assistant Coach

1974-75 Georgia Tech, Assistant Coach

1976-77 Virginia, Assistant Coach

### Administrative Career:

1978-83 Virginia, Assistant Athletics Director

1983-84 Fresno State, Assistant/

Associate Athletics Director

1985-87 Marshall, Director of Athletics

1988-97 Virginia Tech, Director of Athletics

1997- Georgia Tech, Director of Athletics

**Joined Tech Staff:** June 3, 1997

**Family:** Four children: Jennifer, Bill, Steven, Meredith. Seven grandchildren: Kaeler, Nathan, Garrett, Margot, Ramsey, Jennings, Bennett.

# DIRECTOR OF ATHLETICS

Tech's commitment to women's athletics under Braine. In U.S. News & World Report's inaugural ranking of collegiate athletics programs in 2002, Tech was rated number two in the nation in gender equity.

The major role Georgia Tech plays on the national collegiate athletics landscape under Braine's leadership was clearly evident following a highly successful run as the host of back-to-back NCAA Basketball Championships with the 2002 Men's Final Four and the 2003 Women's Final Four in Atlanta.

Braine currently serves on the NCAA Division I Football Issues Committee, and he previously served a two-year appointment as chairman of the NCAA Special Events Committee in 1995-96.

## Total Person Concept

**W**inning records and all-star honors, however, are just part of the Braine athletics program. Just as he did earlier as director of athletics at Marshall and Virginia Tech, he emphasizes much more, especially the Total Person Concept, a comprehensive support program that stresses academics and life skills.

"Everything we do is designed to enhance the college experience of the student-athlete," says Braine. "We want to make sure that all Georgia Tech student-athletes have an opportunity to graduate. It is our goal to give back a better person than we brought in."

Braine takes special pride in the Homer Rice Center for Sports Performance. "We are doing things there for our student-athletes that are totally unique," he said. "No other school in the country has the wide variety of Total Person programs that we do."

Through the Total Person Program, Tech student-athletes benefit from a number of enrichment programs ranging from life skills and career planning to wellness and community outreach. The Homer Rice Center for Sports Performance offers a motion analysis lab, a medical clinic and psychology lab, a nutrition center and a sports vision center.

Braine is also proud that Georgia Tech was named the recipient of the first-ever Atlantic Coast Conference Sportsmanship School of the Year Award in 2004. The Yellow Jackets won individual sportsmanship awards in four sports: women's indoor track and field, women's tennis and men's and women's outdoor track and field.

## TECH'S DIRECTORS OF ATHLETICS

John Heisman.....	1904-19
William Alexander .....	1920-50
Bobby Dodd .....	1951-76
Doug Weaver .....	1976-79
Homer Rice .....	1980-97
Dave Braine.....	1997-present

## Second Tech Tour of Duty

**H**ired by President Dr. G. Wayne Clough, Braine was named Georgia Tech's director of athletics on June 3, 1997, succeeding Rice, who retired after serving as AD from 1980 until 1997. Tech's other fabled leaders of the past included Heisman (1904-1919), Alexander (1920-1950), and Dodd (1950-1976).

This is a second tour of duty for Braine at Georgia Tech. He originally came to the Flats in 1974 as defensive secondary coach on the football staff of Pepper Rodgers. He served in that capacity for two years, coaching one of the nation's top secondaries in 1974 which featured three-time all-America Randy Rhino.

Now in his 21st year as an athletics director, Braine was AD at Marshall from 1985 through 1987, during which time he oversaw the revitalization of a football program which had not had a winning record in many years. In Braine's last season, Marshall advanced to the I-AA national championship game before losing to Northeast Louisiana.

He moved to Virginia Tech and made a name for himself in a 10-year tenure in which he helped change the face of Hokie athletics. It was under Braine's leadership that Virginia Tech gained membership in the Big East Football Conference, which proved to be a stepping stone to full membership in the league.

In addition to spearheading a vast athletics building campaign, Braine saw the Hokies vault into national prominence in football while winning the National Invitation Tournament title in men's basketball and capturing the Atlantic 10 all-sports trophy five straight years.

## Football Standout at UNC

**A** native of Grove City, Pa., Braine earned his bachelor's degree (1965) as well as a master's of arts and teaching (1966) at the University of North Carolina, where he was a three-time football letterman. He was a defensive back and placekicker on the Tar Heel team that defeated the Air Force Academy in the 1963 Gator Bowl.

After teaching and coaching at Manatee High School in Bradenton, Fla., he joined the Virginia Military Institute football staff as a freshman coach in the spring of 1967, kicking off his long career in collegiate athletics. Later he coached at Richmond from 1971-73, highlighted by the Spiders' 1971 Southern Conference title and Tangerine Bowl berth.

After two seasons as an assistant coach at Tech, Braine moved to Virginia as administrative assistant and secondary coach under Dick Bestwick in 1976. In 1978, he became assistant athletic director at Virginia. He took a similar position at Fresno State in 1983 and was promoted to associate athletic director in 1984. It was from there that he moved on to become the athletics director at Marshall in 1985.

Braine received a high honor in 1993 when he was inducted into the Mercer County

## Athletics Highlights Under Dave Braine, 1997-04

- ♦ 2004 NCAA men's basketball runner-up
- ♦ School-record seven straight bowl appearances and seven consecutive winning seasons in football
- ♦ Fourteen Top 10 national team finishes in football, basketball, golf, baseball, volleyball, softball and track
- ♦ Nine ACC team titles in six sports
- ♦ No. 1 national rankings in baseball and golf
- ♦ Three NCAA individual titles in track (Chaunte Howard, 2, 2004) and golf (Troy Matteson, 2002)
- ♦ 2000 Olympic gold medalist Angelo Taylor in track
- ♦ 2002 College World Series in baseball
- ♦ 25 Academic All-Americans
- ♦ Addition of women's swimming and diving as Tech's 17th sport
- ♦ \$70-million expansion and renovation of Bobby Dodd Stadium at Historic Grant Field, raising capacity to 55,000
- ♦ Reconstruction of Russ Chandler Baseball Stadium into 4,157-seat, state-of-the-art facility
- ♦ Hosted 2002 NCAA Men's Final Four and 2003 NCAA Women's Final Four

Hall of Fame in the area where his hometown is located.

An avid sportsman in his own right, Braine is an enthusiastic and talented fly fisherman who was featured on the ESPN television show, Fly Fishing America.

The Tech AD has four children and seven grandchildren. His daughter Jennifer, a graduate of the University of Kentucky and the University of Virginia, is a speech-language pathologist residing in Richmond, Va., with her husband David Brown and their daughter Margot and sons Ramsey and Jennings. Bill, a graduate of the University of Florida, and his wife Bonnie, a Georgia Tech graduate, are expecting their first child. They reside in Denver, Colo., where they own and operate BraineWorks, Inc., a PeopleSoft consulting company. Steven, a Virginia Tech graduate, is vice president and general manager of International Sports Properties for the University of Cincinnati and resides in Cincinnati with his wife Kimberly and their daughter Kaeler and sons Nathan and Garrett. Meredith, who earned undergraduate and graduate degrees from Virginia Tech, is a teacher in Christiansburg, Va. She is married to James Shealor and has one son, Bennett.



## PAUL GRIFFIN

### **Senior Associate Director of Athletics**

**P**aul Griffin, formerly the Director of Athletics at Arkansas State University and the University of South Florida, is in his third year as Senior Associate Director of Athletics at Georgia Tech.

Griffin is responsible for the Athletic Association budget and oversees several departments, including the ticket office, sales and marketing, sports information and several Olympic sports.

Previously a member of the Tech staff as Special Consultant to the Director of Athletics from July through December of 2001, Griffin assisted with Tech's efforts in hosting the 2002 NCAA Men's Basketball Final Four until he was named Director of Athletics at Arkansas State in January of 2002.

Griffin, 57, spent 15 years as the Director of Athletics at South Florida (1986-2001), where he was instrumental in the university's charter membership in Conference USA. He was also responsible for developing the plan which initiated South Florida's football program in NCAA Division I-AA and then readied the program for its move to Division I-A in 2001.

Honored as the 1999 Southeast Region Athletics Director of the Year for Division I-AA/I-AAA by the National Association of Collegiate Directors of Athletics, Griffin represented Conference USA on the NCAA Championships Cabinet. He was subsequently appointed to the subcommittee for football certification, which certifies bowl games and preseason events.

Before his time at South Florida, Griffin served five years (1981-86) as director of athletics at Jacksonville (Fla.) University. Prior to that, he spent nine years (1972-81) at Roanoke (Va.) College, including the last four years (1977-81) as Director of Athletics. He also served as the lacrosse coach throughout his nine-year tenure at Roanoke College.

Griffin earned a bachelor's degree in education from the University of Maryland in 1969 and added a master's degree in education from Long Island University (C.W. Post Center) in 1973.

A native of Baldwin, N.Y., Griffin and his wife, Maureen, have one son, Michael.



## MARY McELROY

### **Senior Associate Director of Athletics & Senior Woman Administrator**

**M**ary McElroy, Senior Associate Athletic Director and Senior Woman Administrator, is in her sixth year on the staff of the Georgia Tech Athletic Association. She serves on various Atlantic Coast Conference and Georgia Institute of Technology committees and was recently appointed to the NCAA Division I Volleyball Committee, which is responsible for



administering the Division I Volleyball Championship.

McElroy is the senior staff member responsible for overseeing NCAA Compliance, the assignment of student-athlete housing and Title IX Compliance, and also has game-day operations responsibilities for football and men's basketball games. She serves as the sport administrator for four sport programs assisting with overall management and providing budgetary guidance to men's basketball, men's and women's tennis, and women's softball.

McElroy originally came to Tech in 1999, as Director of Compliance and was elevated to Assistant Athletic Director and Associate Athletic Director prior to her current appointment.

Prior to arriving at Georgia Tech, McElroy had previously spent four years at the U.S. Naval Academy, including three with the Naval Academy Athletic Association as Senior Woman Administrator and Assistant Athletic Director for NCAA Compliance. She directed the NCAA Compliance for 29 varsity sports while overseeing the sports of women's volleyball, men's and women's swimming and diving, and men's tennis. McElroy also served one year as the Naval Academy Alumni Association's Director of Alumni Services, before moving to Atlanta.

A native of Great Mills, MD, McElroy earned a Bachelor of Science degree from the U.S. Naval Academy in 1987 and then served as a supply officer in the U.S. Marine Corps for five years, attaining the rank of Captain. She completed a Master of Science in Management degree at Georgia Tech in 2000 while working full-time at the athletic Association and completed the Sports Management Institute in January 2004.

She is married to Terry McElroy and the couple has two sons, Darrin and Austin.

## LARRY NEW

### **Senior Associate Director of Athletics**

**A** long-time member of the Georgia Tech staff, Larry New was promoted to Senior Associate Director of Athletics in 2003. He oversees the sports of football and baseball.

New retired from the Tech football coaching staff following the 1997 season and then spent more than five years as Director of the Homer Rice Center for Sports Performance. He was elevated to Assistant Director of Athletics in 2001.

In 1999, Georgia Tech's Total Person Program, which New directed from 1998-2003, was awarded the "Program of Excellence Award" by the Division I-A Athletic Directors Association.

New's career as an assistant football coach spanned over three decades, including two stops at Georgia Tech for a total of seven seasons, serving under George O'Leary and Bill Curry. He also coached at Alabama, Arkansas, Kentucky, Missouri, South Carolina, Virginia and Wheaton College. In 2002, New was inducted into the "Club 35" of the American Football Coaches Association for 35 years of membership and was awarded of lifetime membership to the organization.

A native of Seminole, Okla., New earned an associate's degree in music, a bachelor's degree in music and physical education, and a master's degree in physical education.

New, 60, is married to the former Mary Kibert of Morgantown, W. Va.



## BOBBY ROBINSON

### *Senior Associate Director of Athletics*

**B**obby Robinson, the former Director of Athletics at Clemson University, enters his second year at Georgia Tech as Senior Associate Director of Athletics.

Robinson, who joined the Tech staff in August of 2003, oversees facilities and game operations.

Robinson spent 17 years as Clemson's Director of Athletics, serving from 1985 until stepping down on June 30, 2002.

During his time at Director of Athletics, the Tigers won 56 Atlantic Coast Conference team titles as well as the 1987 NCAA championship in men's soccer, and Clemson student-athletes captured 24 individual national titles and over 400 all-America citations. The Clemson football team went to a bowl game in 14 of his 17 years, and the men's basketball program advanced to postseason play 12 of 17 years.

Over his career, 16 of the 19 Tiger sports programs had at least one final top 10 national ranking, and Clemson finished in the top 30 of the national all-sports rankings in nine of Robinson's 17 years.

Tiger student-athletes also made great strides academically during Robinson's tenure, thanks in large part to the construction of Vickery Hall, Clemson's student-athlete enrichment center. In addition to that facility, Robinson also launched an \$82 million fundraising project to enhance all of Clemson's athletics facilities, including Clemson Memorial Stadium and Littlejohn Coliseum.

Robinson first went to Clemson in 1970, working in the housing office until moving to the athletics department three years later. After serving the athletics department in various capacities, he was named business manager in 1975. He was promoted to assistant athletic director in 1977 and then associate athletic director in 1980. He served in that capacity until being named Director of Athletics in March of 1985.

Along with his administrative duties, Robinson served as Clemson's golf coach from 1974-83, guiding the Tigers to one ACC title and three NCAA Tournament appearances.

A native of Columbia, S.C., Robinson was honored by the State of South Carolina with the Order of the Palmetto, the highest honor a resident of the state can receive, and in 2002, he was inducted into the Clemson Hall of Fame.

Robinson earned a bachelor of arts degree in business and political science from Furman in 1968.



## JACK THOMPSON

### *Senior Associate Director of Athletics*

**J**ack Thompson, Georgia Tech's Associate Director of Athletics for Development, is in his 37th year on Tech's athletics staff.

Thompson serves as Executive Vice President of the Alexander-Tharpe Fund, Inc., the fund-raising arm of the Georgia Tech Athletic Association. He is past president of the National Association of Athletic Development Directors and a member of the Executive Board of the Midtown Alliance.

Over the past 10 years, Georgia Tech has consistently been at the top of the ACC in per capita fund-raising. Tech is one of the leading universities in America in per capita athletic fund-raising with annual gifts to the A-T Fund totalling more than \$18 million.

Thompson joined the Tech staff in January, 1968, from the University of South Carolina. During his first 10 years at Tech, he served as director of football recruiting for seven years and assistant to the head football coach for three seasons. He was named Assistant Athletics Director in 1977 and was promoted to an associate position in 1982.

At South Carolina, Thompson was the head swimming coach, physical education instructor and part-time recruiter, and he also worked in the athletic business and sports information offices. Prior to his four-year stay at USC, Thompson served as head swimming coach and recruiter for all sports at Fork Union Military Academy in Virginia.

The Louisville, Ky., native attended the University of Kentucky and also served as an Infantry Officer in the United States Army. He has three children: Jay, Scott and Tracy.



## MOLLIE SIMMONS MAYFIELD

### *Assistant Director of Athletics for Business*

**M**ollie Simmons Mayfield, a member of the Georgia Tech Athletic Association staff since 1983, was promoted to Assistant Director of Athletics for Business in 1999.

Mayfield, who had served as Tech's Director of Accounting since 1990, oversees the daily business operations of the GTAA.

She began working with the GTAA in 1983 as a game-day accountant before joining the staff in a full-time capacity in 1990. Prior to 1990, she worked in various fields, including design, travel and event management services. She used some of this prior experience to coordinate the interior furnishings of the new Bobby Dodd Stadium premium seating areas and offices.

A native Atlantan, Mayfield attended Oglethorpe University where she lettered in Volleyball, Clayton State College and earned a degree in Business Administration from Kennedy-Western University. She is married to Bob Mayfield of Charlestown, Ind. The couple has an infant daughter, Mary Katherine, in addition to their older three children, Brian, Carrie and Patrick.





# TECH FACES



**John Ames**  
*Diving Coach*



**John Bargfeldt**  
*Assistant Softball Coach*



**Seth Baron**  
*Head Swimming & Diving Coach*



**Victor Belarmino**  
*Asst. Director of Bill Moore Tennis Center*



**Andy Blanton**  
*Director of Video Production*



**Ben Bodipo-Memba**  
*Assistant Volleyball Coach*



**Allen Bradd**  
*Assistant Track Coach*



**Anthony Bridges**  
*Director of Computer Operations*



**Chris Capo**  
*Assistant Sports Information Director*



**Reshauna Cobb**  
*Assistant Director of Compliance*



**Jennifer Condaras**  
*Director of Compliance*



**Felicia Coursey**  
*Assistant Softball Coach*



**Chris Cowan**  
*Operations & Communications Specialist*



**Steve Davenport**  
*Assistant Director of Business Operations*



**Barb Dockweiler**  
*A-T Director of Special Events*



**Alan Drosky**  
*Head Cross Country/ Women's Track Coach*



**Wes Durham**  
*Director of Broadcasting*



**Ehren Earleywine**  
*Head Softball Coach*



**Tony Edwards**  
*Payroll / Benefits Coordinator*



**Travis Furbree**  
*Assistant Director of Ticket Operations*



**Allison George**  
*Director of Communications*



**Carla Gilson**  
*Assistant Athletic Trainer*



**Brandon Goethals**  
*Assistant Golf Coach*



**Kisha Grimes**  
*Admin. Coordinator for Men's Basketball*



**Lauren Gryszkiewicz**  
*Head Cheerleading Coach*



**Danny Hall**  
*Head Baseball Coach*



**Jim Hall**  
*Vice President of Alexander-Tharpe Fund*



**Ashlea Harris**  
*Sales Associate*



**Tim Hansen**  
*Assistant Athletic Trainer*



**Hugh Hardison**  
*Director of Security*

# TECH FACES



**Kris Harris**  
*Sports Fields Manager*



**Starr Harris**  
*Edge Center  
Receptionist*



**Bruce Heppler**  
*Head Golf Coach*



**Paul Hewitt**  
*Head Men's  
Basketball Coach*



**Doc Hill**  
*Facility Manager*



**Grover Hinsdale**  
*Head Men's  
Track Coach*



**Lynn Houston**  
*Academic Advisor*



**Mindy Hyde**  
*Assistant Director of  
Alexander-Tharpe Fund*



**Teresa Irish**  
*Administrative  
Office Manager*



**Eddie Lee Ivery**  
*Assistant Player  
Development Coach*



**Kesha Jackson**  
*Administrative Assistant*



**Melissa Jenkins**  
*Assistant Sports  
Information Director*



**MaChelle Joseph**  
*Head Women's  
Basketball Coach*



**Andria King**  
*Assistant Track Coach*



**David Kloebs**  
*Assistant Athletic  
Trainer*



**Aisha LaBarrie**  
*Administrative Assistant  
for Academics*



**Gary Lanier**  
*Director of Clubs for  
Alexander Tharpe*



**Josephine Lee**  
*Assistant Director  
of Sports Medicine*



**Lisa Lyon**  
*Administrative Assistant*



**Scott MacDonald**  
*Assistant Sports  
Information Director*



**Mack McCarthy**  
*Assistant Women's  
Basketball Coach*



**Scott McDonald**  
*Assistant Player  
Development Coach*



**Nadine McKinley**  
*Records Clerk*



**Scott McLaren**  
*Director of Ticket  
Operations*



**Becky Megesi**  
*Assistant Track Coach*



**Sytia Messer**  
*Assistant Women's  
Basketball Coach*



**Brian Moore**  
*Sales Associate*



**Chris Moore**  
*Assistant Band Director*



**Bobby Moranda**  
*Associate Head  
Baseball Coach*



**Vicky Newman**  
*Development  
Coordinator - Golf*



# TECH FACES



**John O'Connor**  
*Director of Men's  
Basketball Operations*



**Kevin Olivett**  
*Group Sales Associate*



**Shane Olivett**  
*Academic Advisor*



**Nat Page**  
*Assistant Track Coach*



**Brandy Parish**  
*Assistant Equipment  
Manager*



**Troy Peace**  
*Associate Director of  
Academic Services*



**Art Prevost**  
*Assistant Women's  
Basketball Coach*



**Amber Reed**  
*Development Officer  
for A-T Fund*



**Willie Reese**  
*Assistant Men's  
Basketball Coach*



**Cheryl Reid**  
*Bookkeeper*



**Randy Rhino**  
*Chiropractor*



**LaChina Robinson**  
*Admin. Coordinator for  
Women's Basketball*



**Lucius Sanford**  
*Director of Student  
Development*



**Sally Schulte**  
*Assistant Volleyball  
Coach*



**Ethan Shapiro**  
*Administrative Assistant*



**Bryan Shelton**  
*Head Women's  
Tennis Coach*



**Bond Shymansky**  
*Head Volleyball Coach*



**Tonya Simpson**  
*Associate Director of  
Academic Services*



**Rob Skinner**  
*Director of Total  
Person Program*



**Robert Smith**  
*Academic Advisor*



**Walter Smith**  
*Assistant Athletic  
Trainer*



**Kyle Snipes**  
*Director of Women's  
Basketball Operations*



**Cedric Stallworth**  
*Associate Director of  
Academic Services*



**Mike Stamus**  
*Associate Sports  
Information Director*



**Dee Stevens**  
*Alexander-Tharpe Fund  
Receptionist*



**Jim Stevens**  
*Director of Academic  
Services*



**Scott Stricklin**  
*Assistant Baseball  
Coach*



**Steve Tamborra**  
*Assistant Player  
Development Coach*



**Kevin Terry**  
*Assistant Director of  
Business Operations*



**Shawn Teske**  
*Director of Facilities*

# TECH FACES



**Leah Thomas**  
Nutrition Coordinator



**Kenny Thorne**  
Director of Tennis /  
Head Men's Tennis Coach



**Maria Thrash**  
Assistant Swimming  
Coach



**Samantha Tomlinson**  
Admin. Assistant for  
Women's Basketball



**Azure Waller**  
Computer Support  
Specialist



**Cliff Warren**  
Assistant Men's  
Basketball Coach



**Cheryl Watts**  
Assistant Sports  
Information Director



**Linda Watts**  
Facilities Coordinator



**Steve Welsh**  
Video Assistant



**Trudy Wheeler**  
Academic Advisor



**Chuck Whitmire**  
Ticket Office Customer  
Service Representative



**Kristina Wilhelm**  
Academic Advisor



**Sara Williams-Burgin**  
Admin. Assistant  
for Homer Rice Center



**Beverly Williamson**  
Director of  
Food Services



**Stuart Wilson**  
Assistant Swimming  
Coach



**Darren Woley**  
Business Development  
Associate



**Lindsey Wood**  
Ticket Customer Service  
Representative



**Peter Zaharis**  
Assistant Men's  
Basketball Coach





# SCHOLARSHIPS

## THE BEST OF BOTH WORLDS

### ***Named scholarship program provides financial aid to deserving student-athletes.***

*Your gift to establish an endowed scholarship provides current income to fund a scholarship each year and permanently memorializes you or any individual in whose honor the scholarship is named. Your gift is used to establish the permanent endowment and the funds are invested. The interest on the endowment is used each year to provide financial aid to the student-athlete qualifying for the scholarship under criteria you determine. Your original gift remains in the program forever. Please contact Jack Thompson with the Alexander-Tharpe Fund at 404-894-5414 if you are interested.*

#### **Carlton Waskey Scholarship (Football)**

*Contributors: Friends & Former Teammates*

Named for former Tech football standout and Roanoke, Va., stockbroker, Carlton Waskey

#### **John S. Hunsinger Scholarship (Football)**

*Contributors: Sons Johnathan & Matthew Hunsinger*

Named for Tech graduate and former Academic All-America football player Johnny Hunsinger

#### **John N. Neal Scholarship (Football)**

*Contributor: J. Alan Neal*

Given in memory of John N. Neal, a 1929 graduate of Georgia Tech, by his son. Awarded to a student-athlete in football who maintains high standards of character, citizenship and scholarship

#### **Billy Gibson Scholarship (Football)**

*Contributors: Gibson Family*

Named for former Tech football player, Billy Gibson

#### **Harmon Wayne Patterson Scholarship (Football)**

*Contributors: Patterson Family*

Awarded to a student-athlete participating in football

#### **Rhodes Scholarship (Football)**

*Contributor: John Maddox*

Named for the A.G. Rhodes Foundation

#### **E.L. Fortier Scholarship (Football)**

*Contributors: Fortier Family*

Awarded to a member of the football team in good academic standing, and, if possible a graduate of the Marist School

#### **Wink Davis, Sr. Scholarship (Football)**

*Contributors: Wink Davis Family*

Awarded annually to a member of the football team

#### **Atlanta Metro GT Club Scholarship (Football)**

*Contributors: Atlanta Metro Georgia Tech Clubs*

Awarded to a student-athlete participating in football

#### **Charles K "Pete" Cross Scholarship (Football)**

*Contributor: Pete Cross*

Awarded to a student-athlete participating in football

#### **Smylie Gebhart Scholarship (Football)**

*Contributor: Family, Friends & Former Teammates*

Awarded to a football player who exemplifies the characteristics Smylie represented on and off the field

#### **Ed Farkas Scholarship (Football)**

Awarded to an out-of-state student-athlete participating in football

#### **W. Henry Maddox, III Scholarship (Men's Basketball)**

*Contributors: Maddox Family*

Given in memory of Henry Maddox to a student-athlete in men's basketball

#### **I.L. Kunian Scholarship (Basketball)**

*Contributor: Max L. Kuniansky*

Given by a Georgia Tech graduate in honor of his brother

#### **George W. Levert Scholarship (Men's Basketball)**

Awarded to a student-athlete in men's basketball

#### **Bobby Cremins Scholarship (Men's Basketball)**

*Contributors: Friends & former players*

Named for former Tech basketball coach Bobby Cremins, who won 354 games and three ACC titles from 1982-2000

#### **John "Whack" Hyder Scholarship (Men's Basketball)**

Named for former Tech basketball coach Whack Hyder, who coached from 1951-73

#### **Jeanne Brehm Stradtman Scholarship (Basketball)**

*Contributor: George W. Stradtman, Jr.*

Awarded to a student-athlete in basketball

#### **Mandy Miller Scholarship (Women's Basketball)**

*Contributors: Special gifts from women's basketball*

Named for the former Lady Jacket who died tragically in a 1987 automobile accident

#### **Shirley Mewborn Scholarship (Women's Basketball)**

Awarded to a student-athlete in women's basketball who demonstrates the qualities that Shirley Mewborn exhibited in her lifetime.

#### **FiveStar Scholarship (Men's & Women's Basketball)**

*Contributors: Brown Stove Works, Inc., & the K. Harrison Brown family*

Named for the company's FiveStar Division of professional cooking products for the home and creates one scholarship for men's basketball and one for women's basketball

#### **Homer Rice Scholarship (All Sports)**

*Contributors: Created by the W. Henry Maddox, III, Foundation and funded by the many friends of Dr. Homer C. Rice*

Named for Tech's long-time Director of Athletics and awarded to a student-athlete who exemplifies the Total Person Concept—its goals and commitment to excellence

#### **Homer Rice Scholarship (All Sports)**

*Contributor: Jere Goldsmith*

Created in recognition of Tech's former Director of Athletics because "Dr. Rice has been known as a respected leader, builder and master motivator and is my good friend. With the scholarship, I honor his 40 years of service to athletics."

#### **Bernard "Chuck" Taylor, Jr. Scholarship (All Sports)**

*Contributor: Bernard "Chuck" Taylor*

Awarded to a student-athlete in a varsity sport

#### **Joseph M. Pettit Scholarship (All Sports)**

*Contributors: Special gifts from Alexander-Tharpe contributors*

Named for the former President of Georgia Institute of Technology, Joseph M. Pettit

#### **Lewis Jordan Scholarship (All Sports)**

Named for the Former Chairman and Co-Founder of Valujet Airlines

#### **Charles K. Sewell Scholarship (All Sports)**

*Contributor: Charles K. Sewell*

Awarded to a student-athlete in a varsity sport

#### **Paul Williams Scholarship (All Sports)**

*Contributor: Paul H. Williams*

Given by this 1960 Georgia Tech graduate for a student-athlete in good standing both academically and athletically

#### **Zachary Endowment Fund (All Sports)**

*Contributor: Will of Edmond Benson Zachary*

Named for Edmond Benson Zachary for academic and athletic achievement

#### **James L. Nicol Scholarship (All Sports)**

*Contributor: James L. Nicol*

Funded by Jim Nicol to honor a student-athlete maintaining a high standard of both academic and athletic excellence

#### **Henry & Lula Byars Scholarship (All Sports)**

*Contributors: Lloyd & Linda Byars*

Named for the parents of Georgia Tech professor Dr. Lloyd Byars

#### **Almond Scholarship (All Sports)**

*Contributors: Steve Almond & Family*

Awarded to a student-athlete in a varsity sport

#### **Marlin Sloan Scholarship (All Sports)**

*Contributors: Marlin & Joann Sloan*

Awarded to a student-athlete in a varsity sport

#### **Eugene Clary Scholarship (All Sports)**

*Contributor: Clary Foundation*

Given by Eugene Clary, a 1932 graduate of Georgia Tech

#### **James P. Poole Scholarship (All Sports)**

*Contributor: James P. Poole*

Named for Tech alumnus James P. Poole

#### **Bell Family Endowment (All Sports)**

*Contributor: Ron H. Bell*

Awarded to a student-athlete in a varsity sport

#### **Martha & William Adams Scholarship (All Sports)**

*Contributors: Estate of Martha & William Adams*

Awarded to a student-athlete in a varsity sport

#### **George W. Woodruff Scholarship (All Sports)**

*Contributor: George W. Woodruff*

Named for the late Atlanta philanthropist George W. Woodruff

#### **Manley Earl Porter Scholarship (All Sports)**

Named for 1949 Tech electrical engineering graduate and retired Air Force major Manley Earl Porter

#### **Joseph Bernitt Scholarship (All Sports)**

*Contributors: Friends of Joe Bernitt*

Named in honor of long-time employee of Texaco, Inc., and awarded to a varsity sport participant

# BOBBY DODD SCHOLARSHIP

Georgia Tech was blessed with Bobby Dodd for more than 55 years. He is a legend in college football, and his name immediately brings to mind integrity, honesty, success and loyalty. The quality image that Georgia Tech has always epitomized is synonymous with the name Bobby Dodd, and his legacy will forever be the foundation of Tech's athletics program.

It is only fitting that Tech has established the Bobby Dodd Scholarship to be given each year to outstanding young people who are both superb athletes and exemplary students. Coach Dodd's most important priority was the education of his student-athletes. He knew the value of a quality education and believed that Georgia Tech gave young men and women the opportunity to have both—successful athletics and quality academics.

Coach Dodd's influence did not stop with the boundaries of the Tech campus, and those receiving this scholarship should also be good citizens concerned with their community and nation.

## ANNUAL RECIPIENTS

2005	Nate Curry, Football; Kelly Anderson, Tennis
2004	Brendon Mahoney, Track/Cross Country; Erin Voeltz, Softball
2003	Jeremy Muyres, Football; Jaime Wong, Tennis
2002	Laura Ozolins, Tennis; Joe Stegall, Track/Cross Country
2001	Laura Ozolins, Tennis; Joe Stegall, Track/Cross Country
2000	Bryce Molder, Golf; Regina Tate, Basketball
1999	Carolyn Clevenger, Volleyball; Jonas Motiejunas, Track
1998	Charles Wiley, Football; Beth Mallory, Track/Cross Country
1997	Matt Harpring, Basketball; Carla Munnion, Basketball
1996	Grant Baynham, Football; Jennifer Orr, Volleyball
1995	Nomar Garciaparra, Baseball; Cris Omiecinski, Volleyball
1994	Derek Mills, Track; Janeen Jones, Track
1993	Paul Stevens, Tennis; Angie Fischer, Basketball
1992	Derrick Adkins, Track; Erika Lewis, Tennis
1991	Stefen Scotton, Football; Karen Lounsbury, Basketball

### Donato Altobelli Scholarship (All Sports)

*Contributors: Altobelli Family*

Awarded to a student-athlete in a varsity sport

### Homer & Phyllis Rice Scholarship (Golf)

*Contributors: Jon & Merrilee Martin, Hugh & Gerry Spruill*

In appreciation of the significant contributions of Homer and Phyllis to the golf program and the entire Georgia Tech athletic program. Awarded to a student-athlete in golf who exemplifies the high standards of excellence set in their years of service to the Athletic Association.

### Robert T. Jones Scholarship (Golf)

*Contributors: Skeet Rymer, John Maddox & Charles Dannals*

Named for one of golf's all-time greats, Bobby Jones, a 1922 Tech graduate who won the Grand Slam

### Jack Zeigler Scholarship (Golf)

*Contributor: Jack Zeigler*

Named for Tech graduate and active Charlotte (N.C.) Tee Club member, Jack Zeigler

### Mize-Bargeron Scholarship (Golf)

*Contributors: Friends of Larry Mize and Andy & Patsy Bargeron*

Named for 1987 Masters champion, Larry Mize of Augusta, Ga., who played at Tech from 1977-79

### John Imlay Scholarship (Golf)

*Contributor: John Imlay*

Awarded each year to a Tech golfer who exemplifies golfing and academic excellence

### Watts Gunn Scholarship (Golf)

*Contributors: Watts Gunn, John Imlay & Phil Malonson*

Named for former Tech golfer Watts Gunn, the 1927 National Collegiate champion

### Dellinger-Barnes Scholarship (Golf)

*Contributor: Jim Dellinger*

Named for Atlanta golf enthusiasts and Tech graduates, Jim Dellinger and Tommy Barnes

### Yates Scholarship (Golf)

*Contributors: Charlie Brown, John Maddox, Jim Dellinger, Gerald O'Connor & Dan Yates*

Named for Yates brothers, Charlie and Dan, who played golf at Tech. Charlie was national champion and all-America in 1934

### Neil W. Riley Scholarship (Golf)

*Contributors: Family of Neil W. Riley*

Given in memory of Neil Riley

### R.J. "Doc" Noonan, Sr. Scholarship (Golf)

*Contributors: Tom & Kim Noonan*

Awarded to a student-athlete in golf

### David Duval Fund (Golf)

*Contributor: R. Joe Taylor*

Named in honor of Georgia Tech's outstanding golfer, David Duval, and awarded to a member of the golf team

### Carl J. Reith Scholarship (Golf)

*Contributor: Carl J. Reith*

Awarded to a golf team member who exemplifies outstanding leadership and commitment to excellence

### Robert G. Dennis Scholarship (Golf)

*Contributors: Friends of Robert G. Dennis*

Awarded to a student-athlete participating in golf

### Randy Carroll Scholarship (Baseball)

*Contributors: The many friends of Randy Carroll*

Named for baseball all-America Randy Carroll and awarded to a student-athlete in baseball who exemplifies the ideals of a true "student-athlete"

### Hickok Family Scholarship (Baseball)

*Contributors: Hickok Family*

Awarded to a student-athlete participating in baseball

### Herman E. Turner Scholarship (Baseball)

*Contributors: Turner Family*

Named in memory of Herman E. Turner of the 1922 Tech team and awarded to the baseball team's shortstop

### John P. Baum Scholarship (Baseball)

*Contributor: John P. Baum*

Named for former Tech baseball letterman John Baum

### Bob Stein Scholarship (Baseball)

*Contributors: Bob & Lynn Stein*

Awarded to a student-athlete in baseball

### Robbins Family Endowment (Baseball)

*Contributors: Richard & Cynthia Robbins & family*

Awarded to a student-athlete in baseball

### G. Garland Reid Scholarship (Baseball)

*Contributors: Friends & Family of G. Garland Reid*

Awarded to a student-athlete in baseball

### Bud Parker Scholarship (Men's Tennis)

*Contributor: Bill Moore*

Named for Tech graduate and captain of the 1958 tennis team, Albert N. (Bud) Parker

### Reese Scholarship (Tennis)

*Contributors: Mrs. William B. Reese, Mr. William S. Reese, Barbara Reese Currie*

Awarded to an outstanding member of the tennis team in honor of letterwinner William B. Reese

### Kirk Scholarship (Track)

*Contributor: Ken Kirk*

Awarded to a student-athlete in track

### James F. Beall Scholarship (Track)

*Contributor: James F. Beall*

Named for Tech graduate & track letterman, James F. Beall

### C. Bailey Dixon Scholarship (Track)

*Contributor: C. Bailey Dixon Foundation*

Awarded to a student-athlete in track

### H.L. (Jack) Dorris Scholarship (Swimming)

*Contributors: Mr. & Mrs. Alan Dorris*

### Patsy Dorris Scholarship (Women's Swimming)

*Contributors: Alan Dorris Family*

Named in honor of Patsy Dorris, whose family annually awards this scholarship to an outstanding student-athlete

### Tommy Towles Scholarship (Swimming)

*Contributor: Tommy Towles*

Awarded each year to a member of the swim team

### John G. Hiles Scholarship (Swimming)

*Contributor: Friends of John Chapman*

Awarded to a student-athlete participating in swimming

### George W. Stradtman, Jr. Scholarship (Swimming)

*Contributor: George W. Stradtman, Jr.*

Awarded to a student-athlete in varsity swimming

### Jay Shoop Scholarship (Sports Medicine)

*Contributor: Anonymous*

Given in honor of Jay Shoop, long-time head trainer for Georgia Tech Athletic Association, to a student-trainer

### Tom Huber Scholarship (Sports Information)

*Contributor: Estate of Tom Huber*

Given in memory of Tom Huber, Georgia Tech basketball scorekeeper from 1991-2000.

### Milligan Scholarship

Given in memory of Bruce Milligan to a student-athlete working toward a graduate degree. Selected by the Director of Athletics, the recipient serves an internship in his office.

### Leanna Piver Scholarship (Cheerleading)

Given each year to a member of the cheerleading squad in memory of Leanna Piver, an outstanding Tech cheerleader from 1996-98 who died tragically in an automobile accident.

### Bud Jung Scholarship (Cheerleading)

Named in memory of Jordan P. "Bud" Jung to be awarded to a member of the cheerleading squad.

### Frank Wilkinson Scholarship (Cheerleading)

*Contributors: Frank & Eleanor Wilkinson*

Awarded to a member of the cheerleading squad



## SCHOLARSHIP SUPPORT FOR STUDENT-ATHLETES

*The Alexander-Tharpe Fund is one of the premier collegiate athletic development organizations, annually ranking among the national leaders in athletic fundraising.*

**T**he Alexander-Tharpe Fund is the development arm of the Georgia Tech Athletic Association and the primary source of funding for the Rambling Wreck's 17-sport athletics program.

The A-T Fund's primary purpose is to provide funding for the grants-in-aid for Georgia Tech student-athletes in all sports. With the increasing cost of tuition, the A-T Fund continues to face a greater challenge with every coming year. The Fund is responsible for 100 percent of the scholarship costs for student-athletes.

Through the loyalty, support and generosity of Tech alumni, friends and fans, A-T provides funding for over 300 scholarships. However, scholarships, at a cost of over \$5 million per year, are only a portion of the more than \$16 million raised in 2003-04 to support the many needs of the Athletic Association

The A-T Fund allows hundreds of student-athletes from all over the United States to attend one the nation's finest academic institutions to pursue their educational goals. With Georgia Tech's nationally-prominent athletics program, the student-athletes also have the opportunity to realize their athletic dreams.

Jack Thompson, Senior Associate Director of Athletics and Executive Vice President of the Alexander-Tharpe Fund, heads Georgia Tech's overall development program and is in his 36th year on the Rambling Wreck staff.

The contributions and support by Tech fans to the A-T Fund make it possible for outstanding student-athletes to represent the Institute.

### ALEXANDER-THARPE FUND, INC.

#### Board of Trustees

Bob Anclien, Accenture	Govantez Lowndes
Jeff Beech, The Beech Foundation	Dr. Tom Malone, Milliken
Gina Carr, Century 21 Advantage	Jack Markwalter, Atlantic Trust
Steven Chaddick, CIENA Corporation	Lorri McClain, Reicon Management
Keith Cooley, EZGov	Ron Nash, InterWest Partners
Chuck Easley, Kurt Salmon Associates	Kelley Oakley
Stan Goodroe, Dorsett Industries L.P.	John Porter, Global Logistics
Ben Harris, Georgia Power	Tripp Rackley, Noro-Moseley
Herky Harris, AMVESCAP	David Rudolph, Turner South
Lara Hodgson, Dewberry Capital	Kelly Spiggle
Justin Honaman, CCE	Jeb Stewart, SciHealth, Inc.
Gary Jones, Credit Suisse First Boston	Jim Terry, Coca-Cola
	Buzz Willett, Venture Aviation

#### "1st and 10" Program

##### Purpose

- Increase participation of Georgia Tech students and young alumni in the Alexander-Tharpe Fund, Inc.
- Assist A-T with fund raising efforts
- Provide students and young alumni access to the Georgia Tech Athletic Association and the A-T Fund
- Provide the A-T Fund with additional resources and leadership

##### 1st and 10 Board of Trustees

Doug Allvine, Andy Anderson, Bob Anderson, Bird Blitch, Jason Byars, Brian Cardoza, Doug Chipman, Kyle Clark, Charles Fitch, Greg Foster, Scott Gillies, Billy Gingrey, Brent Goolsby, Ryan Hall, Jamie Hamilton, Lara Hodgson, Justin Honaman, Dennis James, Mac Joye, Lex McGraw, Michael McNamara, Phillip Rogers, David Rudolph, Mitch Rutledge, Jimmy Smith, Jeb Stewart, David Touwsma, Trey Wainwright, Kelley Welden, Bob White, Howard White. Student Committee: Jennifer Davis, Chad Herring, Josh Mallett, Tracie Monfort, Bryan Novack, Philip Perry, Chris Rankine, Ryan Revels, Paul Rowland, Ehsan Sarsharzadeh, Gary Sullivan

### THE DEVELOPMENT OFFICE

Jack Thompson, Senior Associate Director of Athletics/Executive Vice President .....	404-894-5427
Jim Hall, Vice President .....	404-894-8219
Gary Lanier, Assistant Director/Clubs .....	404-894-6561
Barb Dockweiler, Director of Special Events .....	404-894-6124
Mindy Hyde, Assistant Director .....	404-894-5435
Amber Reed, Development Officer .....	404-894.8457
Lisa Lyon, Assistant to Senior Associate Director of Athletics .....	404-894-5427
Dee Stevens, Administrative Assistant .....	404-894-5414



# SEASON REVIEW

## Game 1: BRIGHAM YOUNG 24, GEORGIA TECH 13

Aug. 28, 2003

LaVell Edwards Stadium  
Provo, Utah

BYU quarterback Matt Berry completed 31 of 46 passes for 276 yards and three touchdown passes to lead the Cougars to a 24-13 victory over Georgia Tech in a Thursday night game at Provo, Utah.

Tech held a 13-7 lead at the half on a pair of Dan Burnett field goals and a blocked punt that the Jackets' Nathan Burton recovered for a score, but BYU opened the second half with a pair of touchdown drives to take the lead. The Jackets squandered three fourth-quarter drives inside the BYU 30 with two fumbles and an interception.


Despite the loss, true freshman quarterback Reggie Ball opened his Tech career with an impressive performance. The first true freshman quarterback ever to start a Tech season opener, he completed 15 of 24 passes for 147 yards while rushing five times for 39 yards. His most impressive play was a 33-yard run down to the BYU four-yard line to set up a score.

Berry was shaky in the first half, but settled down in the second half and was very effective with a series of short passes and screens that the Cougars were able to spring for bigger gains. Berry, who started the final six games last season as a freshman, finished 31-for-46 with one interception.

After trailing at halftime, BYU regained the lead in the opening series of the third quarter when Berry rolled to his left, waited and threw a 15-yard touchdown pass to Daniel Coates to cap a seven-play, 80-yard drive with 11:12 left.

On the kickoff, Tech freshman Kenny Scott fielded the ball in the end zone and started to take a knee, but changed his mind and tried for a return. He was stopped at the five-yard line and the Jackets were forced to punt, setting up BYU at the Tech 43. Berry took advantage of the short field, and from the 14-yard line, he lofted a pass to Toby Christensen, who made a diving grab in the corner of the end zone for another touchdown to make it 21-13.

Tech took a 13-7 lead in the second quarter when Scott blocked Matt Payne's punt at the 18 and Burton scooped it up and ran untouched for the score early in the second quarter. The touchdown appeared to wake up the BYU offense. Berry led the Cougars on a drive that ate up 9:47 and made it to the Tech 11-yard line, but ended with Payne's 28-yard field goal attempt going wide to the right. Although Tech's defense held, the long drive took its toll as the Jackets wore down in the second half, the result of a 39-21 minute time of possession advantage for BYU, coupled with the altitude.



**MARK LOGAN** celebrates his 26-yard touchdown catch in the Jackets' victory over 17th-ranked Auburn.

Tech had several scoring chances in the fourth quarter that were thwarted by turnovers. Trailing 21-13, Ball drove the Jackets to a first down at the BYU 20 early in the final quarter, but fullback Jimmy Dixon fumbled at the 11-yard line.

After a pair of sacks and a short punt, Tech got the ball back at the BYU 40, but after one first down, Ball's pass was intercepted at the seven-yard line.

The Cougars were able to eat up much of the remaining time with a 16-play, 86-yard drive that lasted more than six minutes and resulted in Matt Payne's 24-yard field and a 24-13 lead with 2:32 left.

Ball moved the Jackets down the field one last time before wide receiver Nate Curry fumbled at the BYU 15-yard line.

<b>TECH</b> .....	<b>6</b>	<b>7</b>	<b>0</b>	<b>0</b>	<b>- 13</b>
<b>BYU</b> .....	<b>7</b>	<b>0</b>	<b>14</b>	<b>3</b>	<b>- 24</b>

### SCORING SUMMARY

GT-Burnett 26 FG, 8:49, 1st	
Drive: 6 plays, 30 yards, 2:12	GT 3-0
BY-Daniel 38 Pass from Berry (Payne Kick), 5:07, 1st;	
Drive: 9 plays, 80 yards, 3:42;	BYU 7-3
GT-Burnett 39 FG, 2:40, 1st	
Drive: 7 plays, 38 yards, 2:27	BYU 7-6
GT-Burton 18 Blocked Punt Return (Burnett Kick), 10:50, 2nd	GT 13-7
BY-Coates 15 Pass from Berry (Payne Kick), 11:12, 3rd;	
Drive: 7 plays, 80 yards, 3:48	BYU 14-13
BY-ToChristensen 14 Pass from Berry (Payne Kick), 5:55, 3rd; Drive: 9 plays, 43 yards, 3:31	BYU 21-13
BY-Payne 24 FG, 2:32, 4th	
Drive: 16 plays, 86 yards, 6:13	BYU 24-13
Attendance-61,930	

### TEAM STATISTICS

	GT	BYU
First Downs (R-P-Pen) .....	15 (3-9-3)	22 (6-14-2)
Rushing Att-Yds .....	23-96	32-86
Passing Yards .....	147	276
TOTAL OFFENSE .....	47-243	79-362
Passes Att-Cmp-Int .....	24-15-1	47-31-2
Punts (No.-Avg.) .....	3-41.7	3-23.0
Fumbles-Lost .....	3-3	1-0
Penalties .....	9-82	16-132
Sacks By .....	4-24	1-6
3rd Down Conversions .....	1-6	7-18
4th Down Conversions .....	0-0	3-3
Time of Possession .....	20:54	39:06

### LEADING RUSHERS

GT-Daniels 16-57; Ball 5-39; JSmith 1-2  
BYU-Brathwaite 13-61; Vakapuna 3-30; Wilkerson 1-12; Tahj 6-6; Berry 5-(-8)

### LEADING PASSERS

GT-Ball 24-15-1, 147  
BYU-Berry 46-31-1, 276, 3 TD; Beck 1-0-1, 0

### LEADING RECEIVERS

GT-JSmith 9-121; Foschi 3-14; Curry 1-8; Dixon 1-4  
BYU-Coates 6-93, 2 TD; ToChristensen, 6-51, 1 TD; Hale 4-34; Jory 4-24

## Game 2: GEORGIA TECH 17, AUBURN 3

Sept. 6, 2003

Bobby Dodd Stadium/Grant Field  
Atlanta, Ga.

The Georgia Tech defense turned in a superb performance, allowing just 230 yards of total offense, and freshman quarterback Reggie Ball threw for one touchdown and set up two other scores as the Yellow Jackets knocked off 17th-ranked Auburn, 17-3, before a sellout crowd of 55,000 in the first game at the expanded Bobby Dodd Stadium at Historic Grant Field.

The win was the second over a ranked team for head coach Chan Gailey, following last year's victory at eighth-ranked NC State, and it prompted Tech's students to storm the field and tear down the goal posts. Tech defeated the Tigers in the first meeting between the schools in 16 years. Auburn (0-2) began the season ranked sixth in the Associated Press rankings, and at least one magazine picked the Tigers as the best team in the country.

Ball completed nine of 21 passes for 149 yards, rushed for 26 yards and showed poise far beyond his 18 years, but the story was the Tech defense, which sacked Auburn quarterback Jason Campbell seven times and held the Tigers to just 40 yards rushing.

Ball set the tone on Tech's first offensive play with a 54-yard completion to Nate Curry to set up Dan Burnett's 22-yard field goal, giving the Jackets a lead they would not relinquish.

Tech extended its advantage to 10-0 on P.J. Daniels' one-yard touchdown run with 6:37 left



# SEASON REVIEW

in the second quarter. Daniels' score, set up by Ball's 12-yard scramble to the one yard-line, capped a 12-play, 50-yard drive on which the Jackets twice converted on fourth down.

On fourth-and-one at the Auburn 41, Tech lined up to punt, but the Jackets called for the fake, snapping the ball directly to the up-back, safety Chris Reis, who ran for four yards and a first down. Then Ball snuck one yard to convert on fourth-and-one at the 28, and the precocious freshman also alertly recovered a fumble by Daniels to keep the drive alive.

The Jackets made a key defensive stand late in the first half, forcing Auburn to settle for a field goal after driving deep into Tech territory to a first down at the six-yard line. Brown ran for two yards, then Campbell threw two straight incompletions before John Vaughn booted a 22-yard field goal with 33 seconds left in the half for the Tigers' first points of 2003.

Another crucial defensive sequence came in the third quarter after Auburn stopped the Jackets on fourth-and-one at the Tech 41. The Tigers took over and faced third-and-two at the Tech 33 when Daryl Smith and Eric Henderson tackled the Tigers' Carnell Williams for a three-yard loss, and then Smith sacked Campbell on fourth down.

After an exchange of punts, Ball connected with a diving Mark Logan for a 26-yard touchdown pass that extended Tech's lead to 17-3 with 1:53 remaining in the third quarter.

Auburn ventured into Tech territory three times in the fourth quarter. An intentional grounding penalty, forced by a sack by Ather Brown, and then another sack by Keyaron Fox thwarted one possession, and cornerback Reuben Houston's pass breakup on fourth down ended another threat. Dennis Davis' interception at the Tech 27 on Auburn's final possession sealed the victory.

Tech defensive end Eric Henderson had three sacks, four tackles for loss and a forced fumble and was named the Bronco Nagurski National Defensive Player of the Week as well as ACC Defensive Lineman of the Week. Outside linebacker Keyaron Fox had a career-high 16 hits, a sack and two tackles for loss and was honored as ACC Defensive Back of the Week. Ball earned ACC Rookie of the Week honors.

Auburn featured a highly-touted running attack, but Georgia Tech blitzed heavily and dared the Tigers to win through the air. Amid all the punishment, Campbell managed to complete 20 of 33 passes for 184 yards. Williams ran 13 times for 37 yards, while Ronnie Brown was held to 47 yards on 11 carries.

The schools are among the oldest rivals in the Deep South, meeting for the first time in 1892. But the series ended in 1987 because of scheduling difficulties. After waiting 16 years to get another crack at the Tigers, Georgia Tech made the most of its opportunity. The victory was its first over Auburn since 1978.

AUBURN.....	0	3	0	0	-	3
TECH.....	3	7	7	0	-	17

## SCORING SUMMARY

GT-Burnett 22 FG, 10:04, 1st	
Drive: 5 plays, 60 yards, 1:57	GT 3-0
GT-Daniels 1 Run (Burnett Kick), 6:37, 2nd	
Drive: 12 plays, 50 yards, 3:34	GT 10-0
AU-Vaughn 22 FG, 0:33, 2nd	
Drive: 14 play, 59 yards, 6:04	GT 10-3
GT-Logan 26 Pass from Ball (Burnett Kick), 1:53, 3rd	
Drive: 3 plays, 34 yards, 1:47	GT 17-3
Attendance--55,000	

TEAM STATISTICS	GT	AU
First Downs (R-P-Pen).....	14 (6-7-1)	13 (5-6-2)
Rushes-Att-Yds.....	38-40	39-102
Passing Yards.....	190	149
TOTAL OFFENSE.....	71-230	60-251
Passes Att-Cmp-Int.....	33-20-1	21-9-0
Punts (No.-Avg.).....	8-35.0	7-36.3
Fumbles-Lost.....	2-1	3-1
Penalties.....	10-93	9-65
Sacks By.....	1-7	7-49
3rd Down Conversions.....	4-17	2-13
4th Down Conversions.....	2-4	2-3
Time of Possession.....	33:43	26:17

## LEADING RUSHERS

AU-Brown 11-47; Williams 13-37; Slaughter 1-7;	
Johnson 1-1; Campbell 10-(-46)	
GT-Daniels 14-40, 1 TD; Ball 9-26; Ezimefe 7-20;	
Woods 4-17; Reis 1-4	



**THE TECH DEFENSE** was the story of the win over No. 17 Auburn, including seven sacks; Eric Henderson (56) was the National Defensive Player of the Week.

## LEADING PASSERS

AU-Campbell 33-20-1, 190
GT-Ball 21-9-0, 149, 1 TD

## LEADING RECEIVERS

AU-Taylor 8-73; Daniels 4-47; McIntyre 2-18; Obomanu 2-6; Wallace 1-30
GT-Jackson 2-18; Curry 1-54; Williams 1-28; Logan 1-26, 1 TD; Dixon 1-8

## Game 3: FLORIDA STATE 14, GEORGIA TECH 13

Sept. 13, 2003  
Doak Campbell Stadium  
Tallahassee, Fla.

The Georgia Tech defense turned in another outstanding performance against a ranked team, but No. 10 Florida State managed two touchdowns in the final seven minutes to escape with a 14-13 victory at Doak Campbell Stadium.

One week after knocking off 17th-ranked Auburn behind a stellar defensive effort, Tech (1-2, 0-1 ACC) held a 13-0 lead on the Seminoles after P.J. Daniels' 47-yard touchdown run with 12:26 to play in the game, but Chris Rix led FSU (3-0, 3-0 ACC) to a pair of scores. The junior quarterback capped an 82-yard drive with a three-yard touchdown run with seven minutes to play, then tossed the game-winning five-yard touchdown pass to P.K. Sam with 2:57 left.

Tech held the Seminoles to 91 yards rushing and 251 yards of offense, but FSU gained 130 of those yards in the decisive fourth quarter. The Jackets outgained FSU 171 yards to 26 in the first half, but Tech could only manage a pair of Dan Burnett field goals. Daniels rushed for a career-high 113 yards on 19 carries, while freshman quarterback Reggie Ball was 11-for-24 for 116 yards but was sacked six times while committing three turnovers.

The Yellow Jackets had Florida State bamboozled most of the first half, running 42 plays to only 15 for the Seminoles. Tech had the ball for 23:06, compared to Florida State's 6:54, and the Seminoles lone first down of the half came on a penalty.

But Georgia Tech lost a great scoring opportunity in the first quarter when it failed to score on four running plays from the Florida State two. Ball drove the Jackets down the field, completing four passes for 51 yards on the 72-yard drive, before Daniels' 18-yard run gave Tech a first down at the FSU two.

Burnett's field goals, covering 35 and 45 yards, gave Georgia Tech a 6-0 halftime. The second three-pointer was set up by a fake punt, the second time in as many weeks that the Jackets converted on fourth down with a fake. Facing fourth-and-nine at the FSU 38, Tech lined up to punt, but punter Hal Higgins took the snap and found Dawan Landry for a 12-yard completion on the left sideline.

# SEASON REVIEW

Florida State's first offensive threat of the game came early in the third quarter after a pass interference penalty gave the Seminoles a first down at the Tech 28. But Landry, who also recovered a fumble on FSU's first play of the game, intercepted Rix at the seven and returned it 26 yards.

The Seminoles again drove deep into Tech territory early in the fourth quarter, but on third-and-three at the three-yard line, Reuben Houston's leaping interception of Rix's pass intended for Thorpe in the end zone snuffed out the threat. Houston raced down the sideline out to midfield, setting up Daniels' 47-yard scoring run two plays later. The touchdown, the first allowed by the FSU defense all season, gave the Jackets a 13-0 lead with 12:26 to play.

Florida State took the ensuing kickoff and put together a 12-play, 82-yard drive, capped by Rix's three-yard scoring run with 7:09 to play as the Seminoles averted their first home shutout in coach Bobby Bowden's 28 seasons. The key plays on the drive were Rix's nine-yard scramble for a first down on third-and-five, followed by a 26-yard completion to Dominic Robinson down to the Tech 14.

After forcing Tech to go three-and-out, the Seminoles took over on their own 43 with five minutes to play, and Rix quickly moved FSU into scoring position. On second-and-goal at the five, he found Sam in the corner of the end zone, and then Xavier Beitia's extra point put the Seminoles ahead.

Tech had two final possessions in the final three minutes. Ball's fumble gave FSU the ball at the Tech 17, but the Jackets' defense held, forcing an incomplete pass on fourth-and-17. Tech took over at the 23-yard line with two minutes to play and moved into Florida State territory, but Ball was intercepted by Pat Watkins at the Seminoles 20 with 29 seconds left to seal the victory.

The victory left Florida State coach Bobby Bowden as the most winning coach in ACC play with 86 career conference victories, one more than former Virginia coach George Welsh. Florida State is 12-0 against Georgia Tech since joining the league in 1992.

TECH .....	0	6	0	7	- 13
FSU .....	0	0	0	14	- 14

## SCORING SUMMARY

GT-Burnett 35 FG, 14:10, 2nd	GT 3-0
Drive: 10 plays, 28 yards, 4:20	
GT-Burnett 45 FG, 7:49, 2nd	GT 6-0
Drive: 10 plays, 29 yards, 4:46	
GT-Daniels 47 Run (Burnett Kick), 12:26, 4th	GT 13-0
Drive: 2 play, 53 yards, 0:48	
FS-Rix 3 Run (Beitia Kick), 7:09, 4th	GT 13-7
Drive: 12 plays, 82 yards, 5:17	
FS-Sam 5 Pass from Rix (Beitia Kick), 2:57, 4th	FS 14-13
Drive: 6 plays, 57 yards, 1:59	
Attendance-82,133	

TEAM STATISTICS	GT	FSU
First Downs (R-P-Pen) .....	15 (6-7-2)	18 (7-8-3)
Rushes-Att-Yds .....	39-112	32-91
Passing Yards .....	128	160
TOTAL OFFENSE .....	64-240	62-251
Passes Att-Cmp-Int .....	25-12-1	30-15-2
Punts (No.-Avg.) .....	5-43.6	5-40.6
Fumbles-Lost .....	2-2	1-1
Penalties .....	7-56	8-90
Sacks By .....	0-0	6-43
3rd Down Conversions .....	5-17	3-11
4th Down Conversions .....	1-3	1-2
Time of Possession .....	33:32	26:28

## LEADING RUSHERS

GT-Daniels 19-113, 1 TD; Eziemefe 4-11; Jackson 1-4; JSmith 2-1; Ball 13(-17)  
 FS-Rix 8-41, 1 TD; Reid 5-21; Thorpe 1-16; Jones 14-13; Coleman 2-2

## LEADING PASSERS

GT-Ball 24-11-1, 116; Higgins 1-1-0, 12  
 FS-Rix 30-15-2, 160, 1 TD

## LEADING RECEIVERS

GT-JSmith 4-64; Curry 4-39; Daniels 2-4; Landry 1-12; McGuire 1-9  
 FS-Thorpe 4-34; PSam 3-43, 1 TD; Stovall 2-33; Robinson 1-26; Jones 1-16

## Game 4:

## CLEMSON 39, GEORGIA TECH 3

Sept. 20, 2003

Bobby Dodd Stadium/Grant Field  
 Atlanta, Ga.

Charlie Whitehurst threw for 298 yards and three second-quarter touchdowns, leading Clemson past Georgia Tech, 39-3, at Bobby Dodd Stadium/Grant Field in an unusually one-sided game for the Atlantic Coast Conference rivals.

The Tigers (3-1, 1-0 ACC) won their third in a row by throwing deep against Georgia Tech (1-3, 0-2), which fell apart after splitting two well-played games against powerhouses Auburn and Florida State.

Whitehurst threw touchdown passes of nine yards to Tony Elliott, 12 yards to Kevin Youngblood and 33 yards to Aïrese Currie in the decisive second quarter, the last with just 12 seconds left in the first half to give the Tigers a commanding 23-3 lead.

Whitehurst added a rushing touchdown late in the game, sneaking over from the one to give Clemson its largest victory over the Yellow Jackets since a 73-0 rout in 1903.

The margin was quite a change from the last seven years. From 1996-01, every game was decided by a field goal. Last year, the Tigers won by a slightly more comfortable margin, 24-19, but this one wasn't close.

Clemson used its talented group of

receivers to throw downfield. Whitehurst tried to go deep to Currie on the Tigers' first play from scrimmage, overthrowing the open receiver, but the Clemson sophomore soon got rolling and finished 23-of-38. The Tigers also rushed for 138 yards, finishing with 436 total yards.

He found Derrick Hamilton all alone over the middle for a 47-yard reception, leading to the scoring pass to Elliott. The receiver was closely guarded by Reuben Houston, but leaped up and ripped the ball away from the cornerback to make it 10-0.

On Clemson's next possession, Whitehurst hooked up with Youngblood on a 44-yard pass, the 6-foot-5 receiver jumping over 5-10 cornerback Jonathan Cox to bring it down. Four plays later, Whitehurst completed a quick pass to Youngblood, who bounced off one defender and dragged Cox into the end zone for a 17-0 lead.

The Yellow Jackets finally scored on Dan Burnett's 20-yard field goal with 41 seconds left in the half, having squandered first-and-goal at the Clemson 10.

As it turned out, Georgia Tech left too much time on the clock. Tech tried to squib the kickoff, but it went right to Hamilton, who returned it yards to the Clemson 45. Whitehurst completed a 22-yard pass to Youngblood, then found Currie all alone down the middle of the field for his third touchdown pass of the quarter. Aaron Hunt missed the extra point after a penalty.

Georgia Tech couldn't get anything going offensively, its futility culminating when freshman quarterback Reggie Ball was sacked in the end zone for a safety by Maurice Fountain and Vontrell Jamison in the third quarter.

Ball struggled against the blitzing Tigers, completing just 19-of-42 for 248 yards, but he did not have much help; the Yellow Jackets rushed for only 45 yards and Ball was sacked five times.

Tech's lone bright spot was senior wide receiver Jonathan Smith, who recorded career highs with nine receptions for 170 yards.

CLEMSON .....	3	20	2	14	- 39
TECH .....	0	3	0	0	- 3

## SCORING SUMMARY

CU-Hunt 23 FG, 1:07, 1st	
Drive: 13 plays, 77 yards, 4:24	CU 3-0
CU-Elliott 9 Pass from Whitehurst (Hunt Kick), 12:59, 2nd; Drive: 3 plays, 57 yards, 1:14	CU 10-0
CU-Youngblood 12 Pass from Whitehurst (Hunt Kick), 9:50, 2nd; Drive: 5 plays, 69 yards, 1:30	CU 17-0
GT-Burnett 20 FG, 0:41, 2nd	
Drive: 10 plays, 52 yards, 2:28	CU 17-3
CU-Currie 33 Pass from Whitehurst (Kick Failed), 0:12, 2nd; Drive: 3 plays, 55 yards, 0:29	CU 23-3
CU-Team Safety, 7:10, 3rd	CU 25-3
CU-Coleman 25 Run (Hunt Kick), 8:49, 4th	
Drive: 6 plays, 74 yards, 2:45	CU 32-3
CU-Whitehurst 1 Run (Hunt Kick), 3:57, 4th	
Drive: 8 plays, 35 yards, 4:46	CU 39-3
Attendance-53,189	



# SEASON REVIEW

TEAM STATISTICS	CL	GT
First Downs (R-P-Pen).....	21 (9-10-2)	16 (5-10-1)
Rushes-Att-Yds.....	30-138	33-45
Passing Yards.....	298	248
TOTAL OFFENSE.....	69-436	75-293
Passes Att-Cmp-Int.....	39-23-1	42-19-1
Punts (No-Avg.).....	6-44.3	7-42.3
Fumbles-Lost.....	1-0	2-1
Penalties.....	7-60	5-51
Sacks By.....	5-38	2-5
3rd Down Conversions.....	1-11	4-17
4th Down Conversions.....	1-2	1-3
Time of Possession.....	28:04	31:56

## LEADING RUSHERS

CU-Coleman 13-86, 1 TD; Browning 4-32; Hamilton 1-14; Whitehurst 7-8, 1 TD  
GT-Daniels 16-34; Ball 14-6; Dixon 2-6

## LEADING PASSERS

CU-Whitehurst 38-23-1, 298, 3 TD; Team 1-0-0  
GT-Ball 42-19-1, 248

## LEADING RECEIVERS

CU-Curry 6-78, 1 TD; Youngblood 5-101, 1 TD;  
Hamilton 5-79; Elliott 5-31, 1 TD  
GT-JSmith 9-170; Curry 6-59; Daniels 2-13; Foschi 2-6

## Game 5: GEORGIA TECH 24, VANDERBILT 17 (OT)

Sept. 27, 2003

Vanderbilt Stadium • Nashville, Tenn.

Reggie Ball passed for 108 yards and rushed for 103 yards, including the tying touchdown pass with 32 seconds left in regulation and the winning 25-yard touchdown run in overtime, to lift Georgia Tech to a 24-17 win at Vanderbilt.

P.J. Daniels added 105 yards rushing, including a two-yard touchdown, and Ball became only the third quarterback in Tech history to rush and pass for 100 yards in the same game.

Tech trailed 17-10 after Vanderbilt scored 17 straight points, including a two-yard touchdown run by Norval McKenzie that gave the Commodores their first lead with just 2:12 to play.

The Jackets took over on their own 11, and on third-and-three from the 18, Ball scrambled 45 yards to the Vandy 37. Five plays later, he hit tight end John Paul Foschi for a six-yard touchdown pass to tie the score with just 32 seconds left. Ball accounted for 86 of the 89 yards on the drive with 54 yards rushing and 32 yards passing on four completions. Also catching passes on the march were Mark Logan, Xavier McGuire and Jonathan Smith, who made a tough catch at the six-yard line to set up the touchdown, which came on second-and-two.

After a squib kickoff, Vanderbilt needed just two completions to get into field goal

range, but Tech's Eric Henderson blocked a 44-yard attempt by Tolga Ertugrul on the final play of regulation.

On the first play of the overtime, Ball faked right, then bootlegged left and dove into the end zone for the score. Free safety James Butler sealed the win with a leaping interception at the goal line on Vandy's first play.

Tech took a 10-0 first quarter lead. Dan Burnett's 35-yard field goal capped a 10-play, 71-yard drive that got the Jackets on the board with 4:49 left in the first quarter.

A bobbled kickoff pinned Vanderbilt at its own six-yard line, and the Jackets forced a three-and-out. Following a 38-yard punt and a 20-yard return by Jonathan Smith, Tech took over at the Commodores' 31-yard line. The Jackets needed just four plays—all runs by Daniels—to reach the endzone as Daniels scored from two yards out for a 10-0 lead with 1:03 left in the first quarter.

Vanderbilt did not make its first first down of the game until the final play of the first quarter, but that put the Commodores on their way to an eight-play, 66-yard drive, capped by McKenzie's nine-yard scoring run, which cut Tech's lead to 10-7 early in the second quarter. The key play on the drive was Cutler's 32-yard scramble down to the Tech 12.

The Commodores tied the score at 10-all on the final play of the half on Ertugrul's 32-yard field goal.

The third quarter featured just two first downs and eight punts by the two teams. Tech had a chance to take the lead early in the fourth quarter, but Burnett's 42-yard field goal was just

wide. The Jackets had another scoring chance after stopping the Commodores, on fourth down at the Vandy 34-yard line, but Ball was intercepted by Moses Osemwegie at the 14.

Vanderbilt began its go-ahead drive at its own 24-yard line with five minutes to play as Cutler drove the Commodores 76 yards on eight plays. He converted a third down with a 14-yard scramble to the Tech 38, then hit Brandon Smith with a 33-yard completion down to the five-yard line to set up McKenzie's second touchdown.

The victory extended Tech's unbeaten streak against Vanderbilt to 11 games and evened the Jackets' all-time record in overtime games at 3-3. Ball and Daniels became the first pair of Yellow Jackets to top 100 yards rushing in the same game since 1999.

TECH (OT)...	10	0	0	7	7	-	24
VANDY.....	0	10	0	7	0	-	17

## SCORING SUMMARY

GT-Burnett 35 FG, 4:49, 1st  
Drive: 10 plays, 71 yards, 5:24 GT 3-0  
GT-Daniels 2 Run (Burnett Kick), 1:03, 1st  
Drive: 4 plays, 31 yards, 1:40 GT 10-0  
VU-McKenzie 9 Run (Ertugrul Kick), 12:46, 2nd  
Drive: 8 plays, 66 yards, 3:17 GT 10-7  
VU-Ertugrul 32 FG, 0:00, 2nd  
Drive: 14 plays, 55 yards, 4:05 10-10  
VU-McKenzie 2 Run (Ertugrul Kick), 2:12, 4th  
Drive: 8 plays, 76 yards, 2:56 VU 17-10  
GT-Foschi 6 Pass from Ball (Burnett Kick), 0:32, 4th  
Drive: 8 plays, 89 yards, 1:40 17-17  
GT-Ball 25 Run (Burnett Kick), 1st OT  
Drive: 1 play, 25 yards GT 24-17  
Attendance—25,007

TEAM STATISTICS	GT	VU
First Downs (R-P-Pen).....	13 (8-5-0)	17 (7-10-0)
Rushes-Att-Yds.....	39-223	46-170
Passing Yards.....	108	185
TOTAL OFFENSE.....	61-331	73-355
Passes Att-Cmp-Int.....	22-11-2	27-14-1
Punts (No-Avg.).....	7-40.7	9-30.9
Fumbles-Lost.....	1-0	2-1
Penalties.....	5-34	4-21
Sacks By.....	0-0	1-1
3rd Down Conversions.....	3-14	8-18
4th Down Conversions.....	0-1	0-1
Time of Possession.....	27:48	32:12

## LEADING RUSHERS

GT-Daniels 25-105, 1 TD; Ball 10-103, 1 TD;  
Eziemefe 4-15  
VU-Cutler 15-61; Doster 13-50; McKenzie 12-43, 2 TD;  
Tant 5-15

## LEADING PASSERS

GT-Ball 22-11-2, 108, 1 TD  
VU-Cutler 27-14-1, 185

## LEADING RECEIVERS

GT-Curry 3-14; JSmith 2-21; Bilbo 1-49; McGuire 1-11;  
Foschi 1-6, 1 TD; Logan 1-7  
VU-Smith 6-91; Davis 4-52; McKenzie 2-24; Young 2-18



**REGGIE BALL** was named ACC Rookie of the Week five times, after Tech wins over Auburn, Vanderbilt, NC State, Wake Forest and UNC.

# SEASON REVIEW

## Game 6: GEORGIA TECH 29, NC STATE 21

Oct. 4, 2003

Bobby Dodd Stadium/Grant Field  
Atlanta, Ga.

Freshman quarterback Reggie Ball passed for 283 yards and two touchdowns and rushed for one score, and the Georgia Tech defense held NC State more than 20 points below its scoring average in the Yellow Jackets' 29-21 victory over NC State at Bobby Dodd Stadium.

Tech downed the Wolfpack for the eighth time in the last nine years and for the seventh straight year in Atlanta, where NC State has not won since 1988.

The Wolfpack (3-3, 1-2 ACC), behind Heisman Trophy candidate Philip Rivers at quarterback, came in averaging 43.4 points a game - third-best in Division I-A - and 366 yards passing. But the Yellow Jackets (3-3, 1-2) executed their gameplan to perfection, blitzing from all angles and quickly tackling the receivers after they caught the ball.

Rivers was 31-of-46 for 344 yards and two touchdowns, including a meaningless score with six seconds left. Leading receiver Jerricho Cotchery had just five catches, and the Wolfpack managed only minus-8 yards rushing, with tailback T.A. McLendon out for the second straight game with a pulled hamstring. The minus-8 rushing total by the Pack was the best performance by the Tech defense since 1995 and the fifth-best ever.

Ball, who completed 24 of 37 passes with no interceptions, enjoyed the best game of his young career. He was particularly effective on third down, completing 8-of-11 passes for 106 yards on third down plays, including successful conversions on five occasions when Tech faced third and seven or more yards.

He gave Tech the lead for good by hitting Jonathan Smith for a 42-yard touchdown pass in the first quarter that made the score 7-3, capping an 80-yard drive. The Jackets extended their lead to 13-3 in the second quarter on a pair of field goals by Dan Burnett, who booted a career-long 48-yarder with 12:34 to play in the second quarter and then followed with a 26-yarder after Chris Reis recovered an NC State fumble on the kickoff.

After NC State pulled within 13-10 on Jerricho Cotchery's 15-yard touchdown catch, freshman Kenny Scott returned the ensuing kickoff 90 yards, Tech's longest kickoff return since 1998. The Jackets had to settle for another Burnett field goal, this time from 25 yards, but led 16-10 with 4:28 left in the half.

A delay of game penalty and a bobbled shotgun snap forced the Wolfpack to punt from their own 15, so Tech took over on the NC State 45 with 1:44 left. Ball moved the Jackets into



**NATE CURRY** makes a diving touchdown catch late in the first half of Georgia Tech's win over NC State.

scoring position with completions of 18, 16 and 13 yards to Smith. On second-and-goal from the five, Ball threw a perfect fade pass to Nate Curry, who made a diving catch in the corner of the end zone with just 15 seconds left in the first half. Burnett missed the extra point, leaving Tech with a 22-10 lead at the intermission.

Smith finished with nine catches for 155 yards, including eight catches for 143 yards in the first half. Curry added seven receptions for 76 yards, and tailback P.J. Daniels rushed for 99 yards on 23 carries.

In the second half, Tech thwarted the Pack on three consecutive trips inside the Jackets' 15-yard line, allowing just a field goal.

The Wolfpack got within 22-13 with a 21-yard field goal by Adam Kiker on their opening drive of the second half. They had a chance to get closer after holding Georgia Tech to a three-and-out, but Kiker hooked a 29-yard attempt to the left. NC State again drove near the end zone on its next possession, but on third-and-one from the 29, Andy Bertrand was stopped for a two-yard loss by Jonathan Cox after catching a swing pass from Rivers. On fourth down, which was the first play of the fourth quarter, Cotchery fell down just as Rivers' pass came to him, and the ball fell incomplete.

The Jackets then drove 69 yards for the clinching score, thanks to 45 yards in penalties by the Wolfpack, including a roughing the punter that kept the possession alive. Ball used a good block from Daniels to dive into the end zone from four yards out, giving Georgia Tech a 29-13 lead with 12:35 left in the game.

The Jackets overcame their own problems,

most on special teams. Burnett missed an extra point, the first time that's happened to Georgia Tech since 1998. Punter Hal Higgins struggled, too, averaging only 26 yards on four kicks. There also were two fumbles on punts, one recovered by NC State.

Following the game, Smith was named ACC Offensive Back of the Week, while Ball earned his third ACC Rookie of the Week Award.

NC STATE .....	3	7	3	8	-	21
TECH .....	7	15	0	7	-	29

### SCORING SUMMARY

NCS-Kiker 41 FG, 7:14, 1st	
Drive: 6 plays, 9 yards, 1:43	NCS 3-0
GT-JSmith 42 Pass from Ball (Burnett Kick), 3:56, 1st	
Drive: 7 plays, 80 yards, 3:18	GT 7-3
GT-Burnett 48 FG, 12:34, 2nd	
Drive: 10 plays, 34 yards, 4:35	GT 10-3
GT-Burnett 26 FG, 9:29, 2nd	
Drive: 8 plays, 24 yards, 3:05	GT 13-3
NCS-Cotchery 15 Pass from Rivers (Kiker Kick), 6:52, 2nd; Drive: 7 plays, 63 yards, 2:37	GT 13-10
GT-Burnett 25 FG, 4:28, 2nd	
Drive: 4 plays, 3 yards, 2:24	GT 16-10
GT-Curry 5 Pass from Ball (Kick Failed), 0:15, 2nd	
Drive: 9 plays, 55 yards, 1:29	GT 22-10
NCS-Kiker 21 FG, 10:33, 3rd	
Drive: 10 plays, 42 yards, 4:27	GT 22-13
GT-Ball 4 Run (Burnett Kick), 12:35, 4th	
Drive: 8 plays, 69 yards, 2:21	GT 29-13
NCS-Washington 11 Pass from Rivers (Cotchery Pass from Rivers), 0:06, 4th; Drive: 7 plays, 66 yards, 1:20	GT 29-21
Attendance-50,113	

TEAM STATISTICS	NCS	GT
First Downs (R-P-Pen) .....	17 (1-16-0)	26 (6-16-4)
Rushes-Att-Yds .....	19-(-8)	41-89
Passing Yards .....	344	283
TOTAL OFFENSE .....	66-336	79-372
Passes Att-Cmp-Int .....	47-31-0	38-24-0
Punts (No.-Avg.) .....	5-45.2	4-25.8
Fumbles-Lost .....	2-1	6-1
Penalties .....	10-105	4-40
Sacks By .....	5-32	3-11
3rd Down Conversions .....	6-15	8-17
4th Down Conversions .....	0-1	0-0
Time of Possession .....	24:55	35:05

### LEADING RUSHERS

NCS-Jackson 2-2; Washington 1-(-1), Rivers 6-(-1), Hall 5-(-1), Brown 5-(-7)  
GT-Daniels 23-99; Ball 16-(-7), 1 TD; Hatch 1-(-2)

### LEADING PASSERS

NCS-Rivers 46-31-0, 344, 2 TD; Team 1-0-0  
GT-Ball 37-24-0, 283, 2 TD; Team 1-0-0

### LEADING RECEIVERS

NCS-Hall 9-120; Washington 7-79, 1 TD; Cotchery 5-71, 1 TD; Clark 4-57  
GT-JSmith 9-155, 1 TD; Curry 7-76, 1 TD; Daniels 6-37; Thomas 1-9; Bilbo 1-6



# SEASON REVIEW

## Game 7: GEORGIA TECH 24, WAKE FOREST 7

Oct. 11, 2003  
Groves Stadium  
Winston-Salem, N.C.

P.J. Daniels rushed for 175 yards and one touchdown and Jonathan Smith caught seven passes for a career-high 194 yards, including a 65-yard touchdown, to lead Georgia Tech to its third straight victory, a 24-7 win at Wake Forest.

Tech piled up 216 yards rushing and 225 yards passing for a season-best 441 yards of total offense, while the Tech defense held the Deacons to 277 total yards and a season-low seven points.

Freshman quarterback Reggie Ball completed 12 of 24 with two touchdowns and no interceptions for the Jackets. Daniels and Smith gave Tech a 150-yard rusher and a 150-yard receiver in the same game for the first time in school history.

The Jackets took a 7-0 lead on their opening possession as Ball hit Smith for a 55-yard completion to the Wake 11, then found tight end John Paul Foschi in the end zone for a 10-yard touchdown.

Free safety James Butler helped Tech take that lead into the intermission as he had an interception and two forced fumbles in the first half. The junior from Climax, Ga., then blocked Ryan Plackemeier's 25-yard field goal attempt on the final play of the half.

Tech opened the second half with a 14-play, 70-yard drive but had to settle for Dan Burnett's 44-yard field goal, giving the Jackets a 10-0 lead with 6:09 left in the third quarter.

Wake Forest pulled within 10-7 on a four-yard touchdown run by Chris Barclay, who keyed the drive with a 46-yard run down to the Tech 18-yard line.

The Jackets answered as Ball found Smith on the left sideline, and the senior wideout leaped to catch the pass between two defenders, then dashed 40 yards for the 65-yard scoring play, Tech's longest play of the season. That extended Tech's lead to 17-7 with 2:16 remaining in the third quarter.

Tech sealed the win grinding out an eight-minute drive that was capped by Daniels' one-yard touchdown with just 1:40 left. All 16 plays on the 78-yard drive were on the ground as the Tech offensive line asserted itself. Daniels had 10 of his career-high 33 carries for 54 yards on the march, while Ball rushed for two third-down conversions.

Barclay led the Deacons with 124 yards rushing, while quarterback Cory Randolph completed 14 of 28 pass attempts for 132 yards, throwing two interceptions.

Smith was named ACC Offensive Back of the Week for the second straight week, center Hugh Reilly was selected ACC Offensive Lineman of the Week, and Ball earned his fourth ACC Rookie of the Week Award.

TECH .....	7	0	10	7	-	24
WAKE .....	0	0	7	0	-	7

### SCORING SUMMARY

GT-Foschi 10 Pass from Ball (Burnett Kick), 12:43, 1st	
Drive: 5 plays, 80 yards, 2:17	GT 7-0
GT-Burnett 44 FG, 6:09, 3rd	
Drive: 14 plays, 70 yards, 6:59	GT 10-0
WF-Barclay 4 Run (Plackemeier Kick), 3:49, 3rd	
Drive: 8 plays, 71 yards, 2:15	GT 10-7
GT-JSmith 65 Pass from Ball (Burnett Kick), 2:16, 3rd	
Drive: 4 plays, 76 yards, 1:26	GT 17-7
GT-Daniels 1 Run (Burnett Kick), 1:40, 4th	
Drive: 16 plays, 78 yards, 8:02	GT 24-7
Attendance-27,382	

TEAM STATISTICS	GT	WF
First Downs (R-P-Pen).....	22 (15-7-0)	11 (7-4-0)
Rushes-Att-Yds .....	47-216	32-145
Passing Yards .....	225	132
TOTAL OFFENSE .....	71-441	60-277
Passes Att-Cmp-Int .....	24-12-0	28-14-2
Punts (No.-Avg.) .....	6-36.0	7-40.6
Fumbles-Lost .....	1-0	3-0
Penalties .....	6-50	5-43
Sacks By .....	1-6	1-14
3rd Down Conversions .....	9-16	1-13
4th Down Conversions .....	0-0	2-3
Time of Possession .....	33:47	26:13

### LEADING RUSHERS

GT-Daniels 33-175, 1 TD; Ball 8-22; JSmith 2-14; Eziemefe 3-7	
WF-Barclay 19-124, 1 TD; Randolph 7-14; Bryant 1-8; Burney 1-5; Idlette 3-(1-0)	



**DAN BURNETT** connected on 16 of 19 field goals, including three three-pointers in the Jackets' victory over NC State.

### LEADING PASSERS

GT-Ball 24-12-0, 225, 2 TD

WF-Randolph 28-14-2, 132

### LEADING RECEIVERS

GT-JSmith 7-194, 1 TD; Foschi 3-26, 1 TD; Curry 1-5; McGuire 1-0	
WF-Idlette 5-67; Anderson 4-27; Barclay 2-9; Young 1-15; Davis 1-9; Warren 1-5	

## Game 8: GEORGIA TECH 7, MARYLAND 3

Oct. 23, 2003  
Bobby Dodd Stadium/Grant Field  
Atlanta, Ga.

Freshman Reggie Ball's fourth-quarter scoring pass to Jonathan Smith was the game's only touchdown as Georgia Tech used a stellar defensive effort to defeat Maryland, 7-3, in a Thursday night game at Bobby Dodd Stadium/Grant Field.

The Yellow Jackets (5-3, 3-2) won their fourth straight game to come within one win of bowl eligibility, while Maryland (5-3, 2-2) had a five-game winning streak snapped as coach Ralph Friedgen lost to his former employer for the first time. The Terrapins had won two in a row over the Yellow Jackets since Friedgen, a Tech assistant for nine years, returned to his alma mater.

"A win is a win is a win," coach Chan Gailey said after the game.

In a game dominated by defense and plagued by turnovers, Georgia Tech came up with most crucial takeaways late in the third quarter.

Redshirt freshman Joel Statham, filling in for injured Maryland quarterback Scott McBrien, fumbled when hit from behind by linebacker Keyaron Fox. One Maryland player and two Georgia Tech defenders tried - and failed - to recover the bouncing ball before Tech cornerback Jonathan Cox finally corralled it at the Terrapins 35, returning it 17 yards.

"We had our hands on the ball all night," Gailey said. "I'm glad we finally got one."


Georgia Tech had first-and-goal at the eight as the fourth quarter began. Ball threw an incompletion and gained four yards on a draw before dropping back on third down.

The freshman quarterback was crushed by Leroy Ambush and D'Qwell Jackson but managed to get off a wobbly pass, which made it to Smith standing all alone in the back of the end zone with 14:10 remaining.

"We found a way to win," said Ball, who was 12-of-28 for 98 yards. "It was ugly, but we found a way to pull it out against a tough team."

"I knew after the first few series we were going to have to gut it out. Give it to our defense. They kept us in the game."

# SEASON REVIEW



**JAMES BUTLER** had two interceptions in Tech's 7-3 win over Maryland and was named ACC Defensive Back of the Week.

After the Jackets took the lead, the defense forced a Maryland punt, but the Terps pinned Tech at its own four-yard line with 12 minutes to play.

Ball found wide receiver Nate Curry for two key third-down conversions as the Jackets managed to move out to the Maryland 44-yard line and eat up nearly seven minutes before punting.

The Terps took over at their own 27 with five minutes left, but on third-and-12, Statham's pass was intercepted by Tech free safety James Butler to end Maryland's last real chance. Butler also had Tech's first interception off McBrien on the Terps' first offensive possession.

Georgia Tech ran off all but the final 24 seconds, giving Maryland the ball back at its own 11 with no timeouts.

Appropriately, the game ended with Statham getting hit by Daryl Smith while trying to throw, the incompleting falling harmlessly to the turf.

Nick Novak had given Maryland a 3-0 lead on a 35-yard field goal with 3:14 left in the third quarter. But the Terrapins couldn't overcome five fumbles - they lost two - and two interceptions.

After averaging more than 37 points a game during its winning streak, Maryland was held to its lowest-scoring game since a 22-0 loss to Notre Dame in the 2002 season opener. The

Terrapins were limited to 253 yards of total offense, including just 96 yards rushing, while Georgia Tech won with a 228-yard effort.

While running the option, McBrien took a big hit from Dawan Landry late in the first half. He was hit again on Maryland's next series and staggered to the sideline, unable to return to the game because of a concussion.

While backup quarterback Orlando Evans suspended for the game, Friedgen called upon with Statham, a redshirt freshman who had thrown only one pass in his career. The native of Chatsworth, Ga., played respectably under the circumstances, going 10-of-22 for 93 yards.

The first half was scoreless, marking the first time the Yellow Jackets have been involved in a scoreless first half since Tech's 6-3 victory over Virginia Tech in 1990.

Maryland was held to 117 yards, hurting itself with two turnovers. Georgia Tech managed only 106 yards and Ball threw his first interception in three games, breaking a streak of 73 consecutive passes without being picked off.

Novak squandered the only scoring threat of the half, missing a 39-yard field goal.

Following the game, Butler was honored as ACC Defensive Back of the Week, and Fox, who had a game-high 15 tackles along with the forced fumble, was named ACC Defensive Lineman of the Week.

<b>MARYLAND</b> ..	<b>0</b>	<b>0</b>	<b>3</b>	<b>0</b>	<b>-</b>	<b>3</b>
<b>TECH</b> .....	<b>0</b>	<b>0</b>	<b>0</b>	<b>7</b>	<b>-</b>	<b>7</b>



**THE TECH DEFENSE**, including Dawan Landry (20) and Keyaron Fox (54), held Maryland to just 253 total yards.

## SCORING SUMMARY

MD-Novak 35 FG, 3:14, 3rd	
Drive: 12 plays, 62 yards, 5:59	MD 3-0
GT-JSmith 4 Pass from Ball (Burnett Kick), 14:10, 4th	
Drive: 5 plays, 18 yards, 1:13	GT 7-3
Attendance-51,524	

TEAM STATISTICS	MD	GT
First Downs (R-P-Pen) .....	14 (4-10-0)	14 (7-7-0)
Rushes-Att-Yds .....	35-96	41-130
Passing Yards .....	157	98
TOTAL OFFENSE .....	68-253	69-228
Passes Att-Cmp-Int .....	33-14-2	28-12-1
Punts (No.-Avg.) .....	5-39.2	9-31.9
Fumbles-Lost .....	5-2	1-0
Penalties .....	1-5	3-15
Sacks By .....	1-10	3-19
3rd Down Conversions .....	6-16	5-16
4th Down Conversions .....	0-0	1-2
Time of Possession .....	29:25	30:35

## LEADING RUSHERS

MD-Perry 17-75; Maldonado 3-33; Walker 1-4; McBrien 4-2; Statham 5-(-18)
GT-Daniels 21-63; Ball 16-46; JSmith 2-18; Woods 2-3

## LEADING PASSERS

MD-Statham 22-10-1, 110; McBrien 11-4-1, 47
GT-Ball 28-12-1, 98, 1 TD

## LEADING RECEIVERS

MD-Suter 4-60; Fenner 2-18; Allen 1-22; Harrison 1-20; Dugan 1-17; Walker 1-13
GT-JSmith 5-43, 1 TD; Foschi 4-32; Curry 2-19; Williams 1-4

## Game 9: DUKE 41, GEORGIA TECH 17

Nov. 8, 2003

Wallace Wade Stadium • Durham, N.C.

Chris Douglas ran for a career-high 218 yards and two scores, and Malcolm Ruff had a 42-yard interception return for a touchdown to lift the Blue Devils to a 41-17 win against Georgia Tech.

Duke (3-7, 1-5) had not won an ACC game since beating Wake Forest 48-35 on Nov. 13, 1999, a league-record losing streak of 30 games. But the Blue Devils ended that run by constantly rotating quarterbacks against the Yellow Jackets (5-4, 3-3) and relying on Douglas' career effort.

Behind Douglas, the Blue Devils rushed for 253 yards against a defense allowing a league-best 94.8 rushing yards per contest.

It was the Blue Devils' first win under interim coach Ted Roof, the former Tech player and assistant.

Mike Schneider and Chris Dapolito rotated every few plays and finished with 141 passing yards and a touchdown with just one interception.



# SEASON REVIEW

P.J. Daniels rushed for 108 yards and a touchdown for the Yellow Jackets, who were looking for their fifth straight win.

Freshman quarterback Reggie Ball finished with 247 yards passing, but he committed two second-half turnovers that led directly to Blue Devil touchdowns.

Duke scored the first 10 points of the game and took a 17-10 halftime lead.

Leading 20-10 midway through the third quarter, Matt Zielinski stripped Ball on a keeper in Georgia Tech territory. Brendan Dewan recovered the ball at Georgia Tech's 36, and Douglas ran it in from 12 yards out four plays later for a 27-10 lead with 4:02 left in the period.

Georgia Tech closed the gap to 27-17 on a two-yard touchdown by Daniels. The Tech defense forced a punt, and Tech took over on its own 23 with 10 minutes to play, but Ruff intercepted Ball's pass and weaved through defenders for a 42-yard touchdown and a 34-17 lead.

The Blue Devils marched 62 yards on 10 plays to open the game. Cedric Dargan ended the drive with a one-yard touchdown run with 9:57 left in the first quarter.

After getting a fourth-down stop on Georgia Tech's first drive, the Blue Devils put together a 39-yard drive, ending with Brent Garber's 43-yard field goal for a 10-0 lead with 44 seconds left in the opening quarter.

Tech answered on its next drive with Ball's one-yard keeper with 11:47 left in the half.

Duke pushed the lead to 17-7 midway through the quarter when Dapolito connected with Andy Roland for a seven-yard touchdown with 8:01 left in the half. Dan Burnett's 42-yard field goal with 43 seconds left in the half cut Duke's lead to seven at the break.

TECH .....	0	10	0	7	-	17
DUKE .....	10	7	10	14	-	41

## SCORING SUMMARY

DU-Dargan 1 Run (Brooks Kick), 9:57, 1st	
Drive: 10 plays, 62 yards, 5:03	DU 7-0
DU-Garber 43 FG, 0:44, 1st	
Drive: 10 plays, 39 yards, 3:36	DU 10-0
GT-Ball 1 Run (Burnett Kick), 11:47, 2nd	
Drive: 10 plays, 85 yards, 3:51	DU 10-7
DU-Roland 7 Pass from Dapolito (Brooks Kick), 8:01, 2nd; Drive: 4 plays, 72 yards, 0:58	DU 17-7
GT-Burnett 42 FG, 0:43, 2nd	
Drive: 5 plays, 16 yards, 1:23	DU 17-10
DU-Brooks 30 FG, 10:10, 3rd	
Drive: 6 plays, 51 yards, 3:13	DU 20-10
DU-Douglas 12 Run (Brooks Kick), 4:02, 3rd	
Drive: 4 plays, 36 yards, 1:50	DU 27-10
GT-Daniels 2 Run (Burnett Kick), 12:46, 4th	
Drive: 7 plays, 49 yards, 2:07	DU 27-17
DU-Ruff 42 Interception Return (Brooks Kick), 8:54, 4th	DU 34-17
DU-Douglas 27 Run (Brooks Kick), 2:49, 4th	
Drive: 5 plays, 55 yards, 2:39	DU 41-17
Attendance-12,976	

## TEAM STATISTICS

	GT	DU
First Downs (R-P-Pen) .....	22 (9-13-0)	17 (11-5-1)
Rushes-Att-Yds .....	30-142	48-253
Passing Yards .....	247	141
TOTAL OFFENSE .....	77-389	63-394
Passes Att-Cmp-Int .....	47-27-3	15-8-1
Punts (No.-Avg.) .....	5-41.4	4-42.2
Fumbles-Lost .....	1-1	0-0
Penalties .....	4-30	6-35
Sacks By .....	2-13	0-0
3rd Down Conversions .....	4-12	6-13
4th Down Conversions .....	0-2	0-0
Time of Possession .....	28:55	31:05

## LEADING RUSHERS

GT-Daniels 21-108, 1 TD; Ball 8-26, 1 TD; JSmith 1-8  
DU-Douglas 30-218, 2 TD; Dargan 6-22, 1 TD; Landrum 3-10; Schneider 3-9

## LEADING PASSERS

GT-Ball 47-27-3, 247  
DU-Schneider 9-3-1, 79; Dapolito 6-5-0, 62, 1 TD

## LEADING RECEIVERS

GT-JSmith 6-104; Curry 5-48; Daniels 5-18; Thomas 3-27; Woods 3-22; Foschi 3-17; Logan 1-6; Williams 1-5  
DU-Patrick 2-32; Roland 2-31, 1 TD; Love 1-40; Powell 1-21; Douglas 1-15



**P.J. DANIELS** rushed for 240 yards on 36 carries against UNC, now the third-best rushing performance in Tech history.

## Game 10:

## GEORGIA TECH 41, NORTH CAROLINA 24

Nov. 15, 2003

Bobby Dodd Stadium/Grant Field  
Atlanta, Ga.

P.J. Daniels ran for a career-high 240 yards-155 in an overpowering second half-and Jonathan Smith accounted for touchdowns via passing, receiving and returning as Georgia Tech defeated North Carolina, 41-24, at Bobby Dodd Stadium/Grant Field. The win was Tech's sixth in a row over the Tar Heels, and it made the Yellow Jackets bowl eligible for a school-record seventh consecutive year.

Freshman quarterback Reggie Ball passed for just 122 yards but threw three touchdown passes as Tech recorded season highs for points, rushing yards (298) and total offense (446).

Daniels, who carried 36 times and scored on an eight-yard reception, had what was at the time the second-best rushing game in Tech history. Only Eddie Lee Ivey, who set a then-NCAA record with 356 yards versus Air Force in 1978, gained more yards in a Tech uniform, but Daniels would get even closer with 307 yards in the Humanitarian Bowl.

Nate Curry caught two touchdown passes, one from Ball and one from Smith, who threw a 26-yard touchdown pass off a reverse, caught a 30-yard touchdown from Ball and then returned a punt 73 yards for a score, all in a seven-minute span in the fourth quarter.

Darian Durant threw two touchdown passes and ran for another score for North Carolina (2-9, 1-6), which gave up at least 40 points for the fourth time this season.

After North Carolina's Dan Orner kicked a 39-yard field goal to tie the game at 17 in the third quarter, Georgia Tech drove 81 yards in 17 plays-all but two on the ground-for a go-ahead field goal.

The drive took the final six minutes of the third quarter and spanned eight seconds into the fourth, with Daniels gaining 46 yards and Ball rushing for 32 yards. Dan Burnett's kick from 31 yards made it 20-17.

The Tar Heels then drove deep into the Yellow Jackets' territory, but Jacque Lewis fumbled after catching a pass from Durant. Linebacker Keyaron Fox punched the ball loose, and the fumble was recovered by cornerback Reuben Houston, whose second-quarter interception set up Tech's first touchdown.

The Jackets took over at their own 14-yard line and again turned to Daniels. He gained 52 yards on the possession, as Tech moved to the UNC 26-yard line. On second-and-two, Smith took a pitch from Ball on an end-around. He faked off the defensive end and then lofted a pass down the right sideline, connecting with Curry for a 26-yard touchdown, putting the Jackets ahead, 27-17, with 9:51 still to play.

# SEASON REVIEW



**REUBEN HOUSTON** had an interception and a fumble recovery against the Tar Heels and was named ACC Defensive Back of the Week.

North Carolina again closed within three on an eight-yard touchdown pass from Durant to Lewis, but Ball sealed it on the next drive, throwing 30 yards to a streaking Smith for a 34-24 lead with 4:25 remaining in the game.

After Tech forced the Tar Heels to go three-and-out, Smith fielded David Wooldridge's punt at the 27-yard line and headed straight up the field. After making the first defender miss, he raced down the left sideline almost untouched for a 73-yard touchdown. That was Tech's first punt return for a touchdown since 1998.

Tech got on the scoreboard on its first possession on Burnett's 35-yard field goal, but North Carolina answered with Durant's one-yard touchdown run to take a 7-3 lead with 4:53 left in the first quarter.

The Tar Heels were driving again, when Durant's pass bounced off the hands of intended receiver Jawarski Pollock, and Houston made a one-handed interception. He returned the ball 18 yards to the UNC 29, and eight plays later, Tech scored its first touchdown on an eight-yard pass from Ball to Daniels, putting the Jackets ahead, 10-7, with 4:59 remaining in the half.

The Tar Heels took a 14-10 lead into the intermission after a two-yard pass from Durant to Bobby Blizzard with 50 seconds left in the half.

Tech opened the second half with 12-play,

67-yard scoring drive that last more than five minutes and was capped by Ball's 16-yard touchdown pass to Nate Curry.

Smith became the first player in school history to account for touchdowns via passing, receiving and returning in a single game and was named ACC Specialist of the Week. Houston, who had an interception, fumble recovery and a sack, was honored as ACC Defensive Back of the Week, and Ball earned his fifth ACC Rookie of the Week award.

UNC .....	7	7	3	7	- 24
TECH .....	3	7	7	24	- 41

## SCORING SUMMARY

GT-Burnett 35 FG, 10:23, 1st	
Drive: 8 plays, 47 yards, 2:58	GT 3-0
NC-Durant 1 Run (Orner Kick), 4:53, 1st	
Drive: 12 plays, 65 yards, 5:30	NC 7-3
GT-Daniels 8 Pass from Ball (Burnett Kick), 4:59, 2nd	
Drive: 8 plays, 29 yards, 3:50	GT 10-7
NC-Blizzard 2 Pass from Durant (Orner Kick), 0:50, 2nd; Drive: 9 plays, 85 yards, 4:09	NC 14-10
GT-Curry 16 Pass from Ball (Burnett Kick), 9:40, 3rd	
Drive: 12 plays, 67 yards, 5:20	GT 17-14
NC-Orner 39 FG, 6:06, 3rd	
Drive: 8 plays, 55 yards, 3:34	17-17
GT-Burnett 31 FG, 14:52, 4th	
Drive: 17 plays, 81 yards, 6:14	GT 20-17
GT-Curry 26 Pass from JSmith (Burnett Kick), 9:51, 4th; Drive: 10 plays, 86 yards, 4:01	GT 27-17
NC-Lewis 8 Pass from Durant (Orner Kick), 7:33, 4th	
Drive: 6 plays, 70 yards, 4:01	GT 27-24
GT-JSmith 30 Pass from Ball (Burnett Kick), 4:25, 4th	
Drive: 7 plays, 73 yards, 2:18	GT 34-24
GT-JSmith 73 Punt Return (Burnett Kick), 3:29, 4th	GT 41-24
Attendance-52,346	

TEAM STATISTICS	NC	GT
First Downs (R-P-Pen) .....	21 (6-15-0)	28 (19-8-1)
Rushes-Att-Yds .....	31-157	50-298
Passing Yards .....	289	148
TOTAL OFFENSE .....	71-446	77-446
Passes Att-Cmp-Int .....	40-26-1	27-14-0
Punts (No.-Avg.) .....	3-44.0	2-44.0
Fumbles-Lost .....	1-1	1-0
Penalties .....	5-38	3-23
Sacks By .....	1-5	2-22
3rd Down Conversions .....	8-13	9-14
4th Down Conversions .....	0-0	1-1
Time of Possession .....	27:46	32:14

## LEADING RUSHERS

NC-McGill 19-95; Lewis 6-33; Durant 6-29, 1 TD  
GT-Daniels 36-240; Ball 12-53; JSmith 2-5

## LEADING PASSERS

NC-Durant 40-26-1, 2 TD  
GT-Ball 25-13-0, 122, 3 TD; JSmith 1-1-0, 26, 1 TD;  
Team 1-0-0

## LEADING RECEIVERS

NC-Lewis 4-51, 1 TD; Russell 4-36; Blizzard 4-24, 1 TD;  
Pollock 4-14; Mitchell 3-38  
GT-JSmith 6-53, 1 TD; Foschi 3-31; Curry 2-42, 2 TD;  
Eziemefe 2-14; Daniels 1-8, 1 TD

## Game 11: VIRGINIA 29, GEORGIA TECH 17

Nov. 22, 2003

Scott Stadium • Charlottesville, Va.

Matt Schaub passed for 239 yards and a touchdown to help Virginia beat Georgia Tech, 29-17, in Charlottesville, Va.

The Cavaliers (6-5, 4-4) held P.J. Daniels, the leading rusher in the conference, to 76 yards on 18 carries.

Heath Miller finished with six catches for 110 yards, setting an ACC record for tight ends with 53 receptions in a season.

The Yellow Jackets (6-5, 4-4) haven't won at Scott Stadium since beating top-ranked Virginia in 1990.

After trailing 23-7 at the intermission, Georgia Tech closed the gap to 23-17 in the third quarter.

Jonathan Smith's 80-yard punt return made the score 23-14 with eight minutes left in the third quarter. Smith had a 73-yard touchdown return one week earlier to become the first player in Tech history to return punts for scores in back-to-back games.

After the Tech defense forced a three-and-out, the Jackets drove to the Virginia 20-yard line but had to settle for Dan Burnett's 37-yard field goal. Still, Tech pulled within 23-17 with 1:07 still left in the third quarter.



**JONATHAN SMITH** accounted for touchdowns passing, receiving and returning against UNC, including this 73-yard punt return for a score.



# SEASON REVIEW

Aided by a crucial roughing the passer penalty, Virginia managed to hold the ball for 15 plays before Conner Hughes' 30-yard field goal extended the Cavaliers' lead to 26-17 with 10:31 to play.

But on Tech's next possession, Almondo Curry intercepted Reggie Ball at the Tech 35-yard line, leading to another Virginia field goal.

Ball was 16-of-30 for 157 yards and one interception. He also rushed for 46 yards for 203 yards of total offense.

Virginia held Georgia Tech scoreless in the first quarter and opened a 23-7 lead by halftime.

Schaub hit Miller on a 10-yard pass for the Cavaliers' first score, and the Jamaine Winborne stripped Daniels on the following drive to set up Hughes' 31-yard field goal.

After another Virginia field goal, P.J. Daniels charged 15 yards untouched for Tech's first score, pulling the Jackets within 1307 with seven minutes left in the half. Daniels' run capped an eight-play, 76-yard drive.

But the Cavaliers answered with a 50-yard field goal by Hughes, one of five three-pointers on the day for the freshman kicker.

Virginia then forced Tech to punt, and Marques Hagans fielded Andy Thomson's kick at the 26-yard line and returned it 53 yards to the Jackets' 21. Five plays later, Hagans, the Cavaliers' backup quarterback, took the snap on second-and-goal at the two and plunged over for the touchdown and a 23-7 halftime lead for Virginia.

TECH .....	0	7	10	0	-	17
VIRGINIA.....	10	13	0	6	-	29

## SCORING SUMMARY

VA-Miller 10 Pass from Schaub (Hughes Kick), 9:13, 1st	VA 7-0
Drive: 10 plays, 80 yards, 3:48	
VA-Hughes 31 FG, 2:24, 1st	
Drive: 10 plays, 31 yards, 3:44	VA 10-0
VA-Hughes 25 FG, 9:40, 2nd	
Drive: 9 plays, 61 yards, 3:37	VA 13-0
GT-Daniels 15 Run (Burnett Kick), 7:08, 2nd	
Drive: 8 plays, 76 yards, 2:32	VA 13-7
VA-Hughes 50 FG, 3:56, 2nd	
Drive: 8 plays, 37 yards, 3:12	VA 16-7
VA-Hagans 2 Run (Hughes Kick), 0:35, 2nd	
Drive: 5 plays, 21 yards, 1:44	VA 23-7
GT-Smith 80 Punt Return (Burnett Kick), 8:14, 3rd	VA 23-14
GT-Burnett 37 FG, 1:07, 3rd	
Drive: 10 plays, 46 yds, 5:04	VA 23-17
VA-Hughes 30 FG, 10:31, 4th	
Drive: 15 plays, 58 yards, 5:36	VA 26-17
VA-Hughes 20 FG, 5:21, 4th	
Drive: 6 plays, 24 yards, 3:05	VA 29-17
Attendance-58,526	

TEAM STATISTICS	GT	VA
First Downs (R-P-Pen).....	17 (8-9-0)	20 (6-12-2)
Rushes-Att-Yds .....	32-116	38-89
Passing Yards .....	157	275
TOTAL OFFENSE .....	62-273	75-364
Passes Att-Cmp-Int .....	30-16-1	37-28-0

Punts (No.-Avg.) .....	5-38.0	4-37.2
Fumbles-Lost .....	2-1	0-0
Penalties .....	2-20	4-30
Sacks By .....	0-0	1-2
3rd Down Conversions .....	4-13	8-18
4th Down Conversions .....	1-2	1-1
Time of Possession .....	25:12	34:48

## LEADING RUSHERS

GT-Daniels 18-76, 1 TD; Ball 12-46; Woods 1-(-2); JSmith 1-(-4)	
VA-Lundy 27-96; Schaub 4-5; Pearman 3-(-2); Hagans 2-(-4)	

## LEADING PASSERS

GT-Ball 30-16-1, 157	
VA-Schaub 35-26-0, 239, 1 TD; Hagans 2-2-0, 36	

## LEADING RECEIVERS

GT-JSmith 9-91; Curry 2-16; Thomas 2-11; Logan 1-16; Eziemefe 1-14; Foschi 1-9	
VA-Miller 6-110, 1 TD; Hagans 5-60; Lundy 5-22; Pearman 3-17; Anderson 2-22; Williams 2-20	

## Game 12: GEORGIA 34, GEORGIA TECH 17

Nov. 29, 2003

Bobby Dodd Stadium/Grant Field  
Atlanta, Ga.

David Greene completed 16 of 22 passes for 235 yards and one touchdown, and freshman tailback Kregg Lumpkin scored on a 13-yard run and an 11-yard reception to lead No. 5 Georgia to a 34-17 victory over Georgia Tech.

The Bulldogs got off to a quick start, scoring two touchdowns less than two minutes apart in the first quarter.

Greene set up the first score by completing a 46-yard pass to Fred Gibson, fooling the Yellow Jackets by faking a handoff and holding the ball against his hip. But the Bulldogs needed a little luck to get it in the end zone.

On first down at the four, Greene tried to run it in but fumbled short of the goal line. The ball rolled into the end zone, where freshman center Nick Jones fell on it for his first career touchdown.

On Georgia Tech's ensuing possession, Bryan McClendon broke through the line untouched and blocked Hal Higgins' attempted punt. Georgia recovered at the 13, and Kregg Lumpkin ran it in on the next play to give the Bulldogs a 14-0 lead.

Tech put together a 14-play, 75-drive but had to settle for Dan Burnett's 20-yard field goal early in the second quarter. Georgia kicker Billy Bennett answered with a pair of second-quarter field goals to send the Bulldogs to the locker room with a 20-3 lead.

Tech freshman quarterback Reggie Ball had an interception and a fumble in the first half and then was knocked out of the game with a concussion, turning the game over to senior A.J.

Suggs, who had not taken a snap all year.

Suggs passed for 175 yards and two long touchdown passes in the second half, but he also had two interceptions that led to Georgia touchdowns.

Suggs hit Jonathan Smith for a 35-yard scoring with five minutes to play in the third quarter, then threw a 43-yard touchdown pass to Levon Thomas late in the game.

Lumpkin rushed for 64 yards on 14 carries to earn bragging rights over Ball, his former high school teammate. Georgia also got a surprising contribution from fullback Jeremy Thomas, known primarily for his blocking. He scored on a one-yard dive and also caught five passes for 51 yards.

Jonathan Smith, the senior from Argyle, Ga., stood out in his final home game, catching nine passes for 108 yards. But P.J. Daniels, the Atlantic Coast Conference's leading rusher, played sparingly after missing much of the week of practice due to injury and gained only 30 yards.

GEORGIA .....	14	6	7	7	-	34
TECH .....	0	3	7	7	-	17

## SCORING SUMMARY

GA-Jones 0 fumble recovery (Bennett Kick), 6:28, 1st	
Drive: 4 plays, 63 yards, 1:19	GA 7-0
GA-Lumpkin 13 Run (Bennett Kick), 4:43, 1st	
Drive: 1 play, 13 yards, 0:06	GA 14-0
GT-Burnett 20 FG, 14:20, 2nd	
Drive: 14 plays, 75 yards, 5:23	GA 14-3
GA-Bennett 49 FG, 11:59, 2nd	
Drive: 9 plays, 49 yards, 2:21	GA 17-3
GA-Bennett 34 FG, 1:05, 2nd	
Drive: 6 plays, 39 yards, 2:09	GA 20-3
GA-Thomas 1 Run (Bennett Kick), 10:46, 3rd	
Drive: 4 plays, 30 yards, 1:49	GA 27-3
GT-Smith 35 Pass from Suggs (Burnett Kick), 5:05, 3rd;	
Drive: 11 plays, 62 yards, 5:41	GA 27-10
GA-Lumpkin 11 Pass from Greene (Bennett Kick), 4:06,	
4th; Drive: 10 plays, 68 yds, 6:43	GA 34-10
GT-Thomas 43 Pass from Suggs (Burnett Kick), 2:32,	
4th; Drive: 6 plays, 66 yards, 1:34	GA 34-17
Attendance-55,000	

TEAM STATISTICS	GA	GT
First Downs (R-P-Pen) .....	16 (7-7-2)	20 (7-10-3)
Rushes-Att-Yds .....	38-106	41-146
Passing Yards .....	235	255
TOTAL OFFENSE .....	60-341	79-401
Passes Att-Cmp-Int .....	22-16-0	38-21-3
Punts (No.-Avg.) .....	5-33.2	3-19.3
Fumbles-Lost .....	2-1	2-1
Penalties .....	11-113	6-65
Sacks By .....	3-19	2-12
3rd Down Conversions .....	3-11	7-17
4th Down Conversions .....	0-0	2-5
Time of Possession .....	27:40	32:20

## LEADING RUSHERS

GA-Lumpkin 14-64, 1 TD; Powell 4-18; Thomas 3-14, 1 TD; Cooper 7-10	
GT-Woods 14-64; Ball 12-49; Daniels 10-30; Suggs 3-5	

# SEASON REVIEW



**P.J. DANIELS** set an NCAA bowl game record with 307 yards rushing and tied the Tech record with four touchdowns in the Jackets' 52-10 dismantling of Tulsa.

## LEADING PASSERS

GA-Greene 22-16-0, 235, 1 TD  
GT-Suggs 22-13-2, 175, 2 TD; Ball 16-8-1, 80

## LEADING RECEIVERS

GA-Thomas 5-51; Gibson 3-96; Gary 3-14; Johnson 2-30; Watson 1-24; Lumpkin 1-11, 1 TD  
GT-JSmith 9-108, 1 TD; Thomas 3-54, 1 TD; Curry 3-46; Foschi 2-27; Woods 2-8; Daniels 1-7

## Game 13: GEORGIA TECH 52, TULSA 10

**Humanitarian Bowl • Jan. 3, 2004**  
**Bronco Stadium • Boise, Idaho**

Most Valuable Player P.J. Daniels rushed for 307 yards and four touchdowns and the Georgia Tech defense recovered six fumbles and allowed just 144 yards as the Yellow Jackets crushed Tulsa, 52-10, in the Humanitarian Bowl in Boise, Idaho.

Daniels, who carried 31 times, established an NCAA record for rushing yards in a bowl game with the second-best game in Tech history. He scored on runs of nine, one, 33 and 38 yards to tie the Tech record for touchdowns in a game.

Daniels was virtually all the offense needed by the Jackets, who finished with just 19 yards passing while playing four quarterbacks but set a school record for points in a bowl game.

The Jackets collected seven sacks and 14 tackles behind the line of scrimmage as Tulsa netted minus-56 yards rushing, a Tech school

record. Tulsa managed 103 of its 144 yards and its only touchdown in the fourth quarter after the Jackets emptied their bench.

Tech led just 10-3 at the intermission despite holding the Golden Hurricane to 20 yards of offense (minus-29 yards rushing) in the first half. On Tech's first offensive play of the second half, Daniels raced 61 yards to the Tulsa four and then scored three plays later. The Tech defense then sacked Tulsa quarterback James Kilian and forced him to fumble, recovering at the eight-yard line to set up another score, this one a two-yard plunge by Chris Woods, for a 24-3 lead.

Tech's next drive started at its own 10-yard line, but Daniels ripped off a 34-yard gain to the Tulsa 47, then six plays later, he broke loose for a 33-yard scoring run around the right side. That carry, on which Daniels plowed through several tacklers downfield, put him well over 200 yards on the day, and gave the Jackets 31-3 advantage with 1:12 left in the third quarter.

After the Jackets recovered another Tulsa fumble, Daniels needed just one play to score his fourth touchdown of the day, a 38-yard jaunt for a 38-3 lead with 14:10 to play in the game.

With the scoreboard showing Daniels' total at 292 yards, Tech players implored head coach Chan Gailey to let him go for 300. He didn't have to wait long for his chance as Dawan Landry came up with Tech's fourth fumble recovery of the day at the Tulsa 21.

Daniels carried once for five yards and then left the game after a 10-yard scamper put him over the 300-yard mark. His effort ranks second in Georgia Tech history, trailing only Eddie Lee Ivery's then-NCAA record 356 yards against Air Force in 1978, and third among ACC players.

Fifth-year senior Jermaine Hatch closed out the scoring with two fourth-quarter touchdowns, both set up by Tulsa fumbles.

Freshman Joe Anoai had two of Tech's six fumble recoveries, and another fumble was caused and recovered by wide receiver Jonathan Smith, who played a few series on defense.

Starting quarterback Reggie Ball sustained a minor injury late in the first half, so senior A.J. Suggs started the second half but threw only two passes. He gave way to senior Brian Camp, and then walk-on Robby Brown finished the contest.

Tech's 42 second-half points tied the school record for the modern era.

<b>TECH</b> .....	<b>7</b>	<b>3</b>	<b>21</b>	<b>21</b>	<b>- 52</b>
<b>TULSA</b> .....	<b>0</b>	<b>3</b>	<b>0</b>	<b>7</b>	<b>- 10</b>

## SCORING SUMMARY

GT-Daniels 9 Run (Burnett Kick), 3:00, 1st	
Drive: 7 plays, 30 yards, 3:12	GT 7-0
TU-DeVault 22 DF, 14:48, 2nd	
Drive: 4 plays, 6 yards, 0:31	GT 7-3
GT-Burnett 29 FG, 8:26, 2nd	
Drive: 6 plays, 15 yards, 2:43	GT 10-3
GT-Daniels 1 Run (Burnett Kick), 9:13, 3rd	
Drive: 4 plays, 65 yards, 1:42	GT 17-3
GT-Woods 2 Run (Burnett Kick), 7:06, 3rd	
Drive: 2 plays, 8 yards, 0:41	GT 24-3

GT-Daniels 33 Run (Burnett Kick), 1:12, 3rd	
Drive: 8 plays, 90 yards, 4:30	GT 31-3
GT-Daniels 38 Run (Schroeder Kick), 14:10, 4th	
Drive: 1 plays, 38 yards, 0:08	GT 38-3
GT-Hatch 1 Run (Schroeder Kick), 9:07, 4th	
Drive: 6 plays, 21 yards, 3:22	GT 45-3
TU-Mills 13 Pass from Smith (DeVault Kick), 6:45, 4th	
Drive: 5 plays, 73 yards, 2:22	GT 45-10
GT-Hatch 8 Run (Schroeder Kick), 2:11, 4th	
Drive: 4 plays, 27 yards, 2:09	GT 52-10
Attendance-23,118	

## TEAM STATISTICS

	<b>GT</b>	<b>TU</b>
First Downs (R-P-Pen) .....	15 (13-2-0)	10 (1-8-1)
Rushes-Att-Yds .....	54-371	26-(-56)
Passing Yards .....	19	200
TOTAL OFFENSE .....	67-390	53-144
Passes Att-Cmp-Int .....	13-7-0	27-17-0
Punts (No.-Avg.) .....	5-42.8	6-45.0
Fumbles-Lost .....	1-1	7-6
Penalties .....	5-45	6-35
Sacks By .....	7-70	1-15
3rd Down Conversions .....	6-15	2-11
4th Down Conversions .....	2-2	0-0
Time of Possession .....	33:59	24:53

## LEADING RUSHERS

GT-Daniels 31-307, 4 TD; Woods 10-40, 1 TD;  
Hatch 8-33, 2 TD; JSmith 1-(-1); Ball 4-(-8)  
TU-Richardson 7-13; Diles 1-1; Landrum 4-(-4); Smith 2-(-11); Team 1-(-18); Kilian 11-(-37)

## LEADING PASSERS

GT-Ball 10-4-0, 16; Suggs 2-2-0, 5; Camp 1-1-0, -2  
TU-Kilian 21-11-0, 97; Smith 6-6, 103, 1 TD

## LEADING RECEIVERS

GT-JSmith 3-14; Foschi 2-6; Eziemefe 1-1; Dunlap 1-(-2)  
TU-Bryant 4-14; Blankenship 3-76; Landrum 3-55; Mills 3-27, 1 TD; Richardson 2-8



**ROCKY MOUNTAIN HIGH:** Captains Daryl Smith (51), Hugh Reilly (67) and John Paul Foschi (89) celebrate Tech's 21st bowl victory in the Humanitarian Bowl.



# SEASON REVIEW

## 2003 INDIVIDUAL SUPERLATIVES

**Longest run from scrimmage:** 61, P.J. Daniels vs. Tulsa  
**Longest pass:** 65, Reggie Ball to Jonathan Smith vs. Wake (TD)  
**Longest FG:** 48, Dan Burnett vs. NC State  
**Longest punt:** 56, Andy Thomson vs. Tulsa  
**Longest kickoff return:** 90, Kenny Scott vs. NC State  
**Longest punt return:** 80, Jonathan Smith vs. Virginia (TD)  
**Longest interception return:** 52, Dennis Davis vs. Auburn  
**Most rushing attempts:** 36, P.J. Daniels vs. North Carolina (240 yds)  
**Most yards rushing:** 307, P.J. Daniels vs. Tulsa (31 att)  
**Most pass attempts:** 47, Reggie Ball vs. Duke (27 cmp)  
**Most pass completions:** 27, Reggie Ball vs. Duke (47 att)  
**Best completion pct:** .649 (24-37), Reggie Ball vs. NC State

**Most yards passing:** 283, Reggie Ball vs. Clemson (24-37)  
**Most TD passes:** 3, Reggie Ball vs. North Carolina  
**Most receptions:** 9, Jonathan Smith vs. BYU (121 yds), Clemson (170 yds), NC State (155 yds), Virginia (91 yds)  
**Most yards receiving:** 194, Jonathan Smith vs. Wake Forest (7 rec)  
**Most yards total offense:** 307, P.J. Daniels (307 rush)  
**Most kickoff returns:** 7, Kenny Scott vs. Virginia (146 yds)  
**Most kickoff return yards:** 154, Kenny Scott vs. NC State (3 ret)  
**Most punt returns:** 4, Jonathan Smith vs. Clemson (19 yds), Vandy (48 yds)  
**Most punt return yards:** 84, Jonathan Smith vs. Virginia (2 ret)  
**Most TD scored:** 4, P.J. Daniels vs. Tulsa (4 rush)

**Most TDR:** 4, P.J. Daniels vs. Tulsa (4 rush)  
**Most points:** 24, P.J. Daniels vs. Tulsa  
**Most points by kicking:** 11, Dan Burnett vs. NC State (3 FG, 2 PAT)  
**Most FG:** 3, Dan Burnett vs. NC State  
**Most FG attempts:** 4, Dan Burnett vs. NC State (made 3)  
**Most PAT:** 5, Dan Burnett vs. North Carolina  
**Most punts:** 7, Hal Higgins vs. Auburn (254 yds), Clemson (296 yds), Vanderbilt (285 yds)  
**Most yards punting:** 296, Hal Higgins vs. Clemson (7 punts)  
**Best punting average:** 47.0, Andy Thomson vs. Tulsa (4 punts)  
**Most tackles:** 16, Keyaron Fox vs. Auburn, Wake Forest, Virginia  
**Most interceptions:** 2, James Butler vs. Maryland  
**Longest Tech scoring drive:** 90 yards vs. Tulsa (TD)

## 2003 TEAM SUPERLATIVES

**TEAM OFFENSE** .....  
 Points Scored ..... 52,  
 First Downs ..... 28,  
 First Downs Rushing ..... 19,  
 First Downs Passing ..... 16,  
 Yards Rushing ..... 371,  
 Yards Passing ..... 283,  
 Total Offense ..... 441,  
 Offensive Plays ..... 79,  
 Rushing Attempts ..... 54,  
 Pass Attempts ..... 47,  
 Pass Completions ..... 27,  
 Completion Percentage ..... .632 (24-38),  
 Had Intercepted ..... 0,  
 Fumbles Lost ..... 0,  
 Penalty Yards ..... 15,  
 Time of Possession ..... 35:05,  
 QB Sacks Allowed ..... 0,

**HIGH/BEST**  
 Tulsa  
 North Carolina  
 North Carolina  
 NC State  
 Tulsa  
 NC State  
 Wake Forest  
 NC State  
 Tulsa  
 Duke  
 Duke  
 NC State  
 Auburn, NC State, Wake, UNC, Tulsa  
 Vanderbilt, Wake, Md, UNC  
 Maryland  
 NC State  
 Duke

**LOW/WORST**  
 3, Clemson  
 13, Auburn  
 3, BYU  
 6, Auburn  
 45, Clemson  
 98, Maryland  
 228, Maryland  
 47, BYU  
 23, BYU  
 13, Tulsa  
 7, Tulsa  
 .429, Auburn (9-21), Maryland (12-28)  
 3, Duke, Georgia  
 3, BYU  
 82, BYU  
 20:54, BYU  
 6, Florida State

**TEAM DEFENSE** .....  
 Points Allowed ..... 3,  
 First Downs ..... 10,  
 First Downs Rushing ..... 1,  
 First Downs Passing ..... 4,  
 Yards Rushing ..... -56,  
 Yards Passing ..... 132,  
 Total Offense ..... 230,  
 Offensive Plays ..... 53,  
 Rushing Attempts ..... 19,  
 Pass Attempts ..... 15,  
 Pass Completions ..... 8,  
 Passes Intercepted ..... 2,  
 QB Sacks ..... 7,

**LOW/BEST**  
 Auburn, Maryland  
 Tulsa  
 NC State, Tulsa  
 Wake Forest  
 Tulsa  
 Wake Forest  
 Auburn  
 Tulsa  
 NC State  
 Duke  
 Duke  
 BYU, Florida State, Wake, Md  
 Auburn, Tulsa

**HIGH/WORST**  
 41, Duke  
 22, BYU  
 11, Clemson  
 16, NC State  
 253, Duke  
 344, NC State  
 446, North Carolina  
 79, BYU  
 48, Duke  
 47, BYU, NC State  
 31, BYU, NC State  
 0, NC State, Virginia  
 0, Florida State, Virginia

# SEASON REVIEW

## 2003 STATISTICS: 7-6 Overall, 4-4 ACC (T-4th)

RUSHING	G	Att	Gain	Loss	Net	Avg	TD	LP	PG
Daniels, P.J.	13	283	1510	63	1447	5.1	10	61	111.3
Ball, Reggie	13	139	607	223	384	2.8	3	45	29.5
Woods, Chris	8	31	125	3	122	3.9	1	20	15.2
Eziemefe, Ajena	9	18	62	9	53	2.9	0	13	5.9
Smith, Jonathan	13	15	55	10	45	3.0	0	14	3.5
Hatch, Jermaine	4	9	33	2	31	3.4	2	11	7.8
Dixon, Jimmy	13	2	6	0	6	3.0	0	4	0.5
Suggs, A.J.	2	3	13	8	5	1.7	0	12	2.5
Jackson, Johna	10	1	4	0	4	4.0	0	4	0.4
Reis, Chris	12	1	4	0	4	4.0	0	4	0.3
Thomas, Levon	13	1	0	7	-7	-7.0	0	0	0.5
Team	8	6	0	8	-8	-1.3	0	0	-1.0
Total	13	509	2419	333	2086	4.1	16	61	160.5
Opponents	13	445	1753	446	1307	2.9	14	50	100.5

PASSING	G	Eff	Att-Cm	Int	Pct	Yds	TD	LP	PG
Ball, Reggie	13	102.76	350-181	11	51.7	1996	10	65	153.5
Suggs, A.J.	2	136.33	24-15	2	62.5	180	2	43	90.0
Team	8	0.00	2-0	0	0.0	0	0	0	0.0
Camp, Brian	1	83.20	1-1	0	100.0	-2	0	0	-2.0
Higgins, Hal	13	200.80	1-1	0	100.0	12	0	12	0.9
Smith, Jona	13	648.40	1-1	0	100.0	26	1	26	2.0
Total	13	105.99	379-199	13	52.5	2212	13	65	170.2
Opponents	13	122.96	425-257	13	60.5	2882	15	49	221.7

RECEIVING	G	No.	Yds	Avg	TD	LP	PG
Smith, Jonathan	13	78	1138	14.6	5	65	87.5
Curry, Nate	13	37	426	11.5	3	54	32.8
Foschi, J.P.	13	24	174	7.2	2	21	13.4
Daniels, P.J.	13	19	88	4.6	1	18	6.8
Thomas, Levon	13	10	101	10.1	1	43	7.8
Woods, Chris	8	6	38	6.3	0	12	4.8
Logan, Mark	11	4	55	13.8	1	26	5.0
Eziemefe, Ajenavi	9	4	29	7.2	0	14	3.2
McGuire, Xavier	10	4	25	6.2	0	11	2.5
Dixon, Jimmy	13	4	18	4.5	0	8	1.4
Williams, Darius	13	3	37	12.3	0	28	2.8
Bilbo, Damarius	5	2	55	27.5	0	49	11.0
Jackson, Johnathan	10	2	18	9.0	0	10	1.8
Landry, Dawan	13	1	12	12.0	0	12	0.9
Dunlap, Chris	12	1	-2	-2.0	0	0	-0.2
Total	13	199	2212	11.1	13	65	170.2
Opponents	13	257	2882	11.2	15	49	221.7

TOTAL OFFENSE	G	Plays	Rush	Pass	Total	PG
Ball, Reggie	13	489	384	1996	2380	183.1
Daniels, P.J.	13	283	1447	0	1447	111.3
Suggs, A.J.	2	27	5	180	185	92.5
Smith, Jonathan	13	16	45	26	71	5.5
Higgins, Hal	13	1	0	12	12	0.9
Camp, Brian	1	1	0	-2	-2	-2.0
<i>All Others Same as Rushing</i>						
Total	13	888	2086	2212	4298	330.6
Opponents	13	870	1307	2882	4189	322.2

FIELD GOALS	FGM-A	Pct.	0-29	30-39	40-49	50+	Lg	BI
Burnett, Dan	17-21	81.0	7-7	6-8	4-6	0-0	48	0

DATE	2003 RESULTS	W/L	SCORE	ATT
Aug 28, 2003	at Brigham Young .....	aL	13-24	61,930
Sep 06, 2003	AUBURN .....	hW	17-3	55,000
Sep 13, 2003	at Florida State* .....	aL	13-14	82,133
Sep 20, 2003	CLEMSON* .....	hL	3-39	53,189
Sep 27, 2003	at Vanderbilt .....	(OT) aW	24-17	25,007
Oct 04, 2003	NC STATE* .....	hW	29-21	50,113
Oct 11, 2003	at Wake Forest* .....	aW	24-7	27,382
Oct 23, 2003	MARYLAND* .....	hW	7-3	51,524
Nov 08, 2003	at Duke* .....	aL	17-41	12,976
Nov 15, 2003	NORTH CAROLINA* .....	hW	41-24	52,346
Nov 22, 2003	at Virginia* .....	aL	17-29	58,526
Nov 29, 2003	GEORGIA .....	hL	17-34	55,000
Jan 04, 2004	vs Tulsa# .....	nW	52-10	23,118
* ACC game # Humanitarian Bowl, Boise, Idaho				

BY QUARTER	1ST	2ND	3RD	4TH	OT	TOTAL	Avg
GEORGIA TECH	43	68	62	94	7	274	21.1
Opponents	54	76	49	87	0	266	20.5

SCORING	TD	FG	Kick	Rsh	Rc	Pass	Def	Saf	Pts
Burnett, Dan	0	17-21	28-29	0-0	0	0-0	0	0	79
Daniels, P.J.	11	0-0	0-0	0-0	0	0-0	0	0	66
Smith, Jonathan	7	0-0	0-0	0-0	0	0-0	0	0	42
Curry, Nate	3	0-0	0-0	0-0	0	0-0	0	0	18
Ball, Reggie	3	0-0	0-0	0-0	0	0-0	0	0	18
Foschi, J.P.	2	0-0	0-0	0-0	0	0-0	0	0	12
Hatch, Jermaine	2	0-0	0-0	0-0	0	0-0	0	0	12
Woods, Chris	1	0-0	0-0	0-0	0	0-0	0	0	6
Logan, Mark	1	0-0	0-0	0-0	0	0-0	0	0	6
Burton, Nathan	1	0-0	0-0	0-0	0	0-0	0	0	6
Thomas, Levon	1	0-0	0-0	0-0	0	0-0	0	0	6
Schroeder, Chris	0	0-0	3-3	0-0	0	0-0	0	0	3
Total	32	17-21	31-32	0-0	0	0-0	0	0	274
Opponents	30	18-24	28-29	0-0	1	1-1	0	1	266

ALL PURPOSE	Rush	Rec	PR	KOR	IR	Tot	PG
Smith, Jonathan	45	1138	364	22	0	1569	120.7
Daniels, P.J.	1447	88	0	0	0	1535	118.1
Scott, Kenny	0	0	0	779	0	779	59.9
Curry, Nate	0	426	0	0	0	426	32.8
Ball, Reggie	384	0	0	0	0	384	29.5
Total	2086	2212	380	981	175	5834	448.8
Opponents	1307	2882	324	1076	122	5711	439.3

KICKOFF RETURNS	No.	Yds	Avg	TD	LP
Scott, Kenny	35	779	22.3	0	90
Davis, Dennis	7	110	15.7	0	29
Logan, Mark	2	50	25.0	0	33
Moore, Nick	1	8	8.0	0	8
Smith, Jonathan	1	22	22.0	0	22
Jackson, Johnathan	1	12	12.0	0	12
Team	1	0	0.0	0	0
Total	48	981	20.4	0	90
Opponents	47	1076	22.9	0	43



# SEASON REVIEW



PUNT RETURNS	No.	Yds	Avg	TD	LP
Smith, Jonathan	31	364	11.7	2	80
Burton, Nathan	1	18	18.0	1	18
Team	1	-2	-2.0	0	0
Total	33	380	11.5	3	80
Opponents	36	324	9.0	0	53

PUNTING	No.	Yds	Avg	LP	TB	FC	I20	Blk
Higgins, Hal	43	1587	36.9	52	1	6	8	0
Thomson, Andy	24	954	39.8	56	4	0	1	0
Team	1	0	0.0	0	0	0	0	1
Total	68	2541	37.4	56	5	6	9	1
Opponents	71	2733	38.5	65	4	13	16	1

INTERCEPTIONS	No.	Yds	Avg	TD	LP
Butler, James	5	18	3.6	0	17
Houston, Reuben	3	65	21.7	0	47
Davis, Dennis	2	62	31.0	0	52
Landry, Dawan	2	26	13.0	0	26
Cox, Jonathan	1	4	4.0	0	4

Total	13	175	13.5	0	52
Opponents	13	122	9.4	1	42

FUMBLE RETURNS	No.	Yds	Avg	TD	LP
Smith, Daryl	1	7	7.0	0	7
Cox, Jonathan	1	17	17.0	0	17
Total	2	24	12.0	0	17
Opponents	1	8	8.0	0	8

DEFENSIVE STATISTICS	GP	Tackles			TFL No.-Yds	Sacks No.-Yds	Passes		Fumbles		BIKck	Saf
		UT	AT	Total			Int-Yds	PB	FR-Yds	FC		
Keyaron Fox	13	79	76	155	18-60	4.0-32	.	3	.	4	.	.
Daryl Smith	13	64	65	129	17-41	3.0-15	.	2	1-7	2	.	.
James Butler	13	56	63	119	6-10	.	5-18	6	.	3	1	.
Dawan Landry	13	41	44	85	6-10	.	2-26	2	2-0	.	.	.
Reuben Houston	13	44	26	70	4-22	1.0-15	3-65	8	1-0	.	.	.
Jonathan Cox	13	38	28	66	4-4	.	1-4	6	1-17	1	.	.
Eric Henderson	13	26	23	49	24-91	11.0-73	.	4	.	2	1	.
Gerris Wilkinson	13	24	23	47	12-39	4.0-19	.	2	2-0	.	.	.
Travis Parker	13	17	23	40	15-37	2.5-14	.	.	1-0	1	.	.
Chris Reis	12	17	20	37	6-26	2.0-23	.	2	1-0	1	.	.
Ather Brown	13	12	18	30	6-17	1.0-10	.	1	.	1	.	.
Dennis Davis	13	18	5	23	2-9	.	2-62	4	.	1	.	.
Mansfield Wrotto	13	3	11	14	4-8	1.0-4	.	.	1-0	.	.	.
KaMichael Hall	12	3	9	12	2-2	.	.	.	.	.	.	.
Kenny Scott	13	6	4	10	.	.	.	.	.	.	1	.
Nathan Burton	13	3	6	9	.	.	.	.	1-0	.	.	.
Joe Gaston	13	6	3	9	.	.	.	.	.	1	.	.
Joe Anoai	11	5	3	8	3-10	1.0-7	.	.	2-0	.	.	.
Tabugbo Anyansi	11	4	3	7	.	.	.	.	.	.	.	.
Nick Moore	12	2	5	7	.	.	.	.	.	.	.	.
Philip Wheeler	12	4	2	6	.	.	.	.	.	.	.	.
Andrew Economos	13	2	4	6	.	.	.	.	.	1	.	.
Brad Brezina	8	.	5	5	1-1	0.5-1	.	.	.	.	.	.
Jimmy Dixon	13	1	2	3	.	.	.	.	.	.	.	.
Johnathan Jackson	10	1	1	2	.	.	.	.	.	.	.	.
Jack Rogers	10	1	1	2	1-1	.	.	.	.	.	.	.
Mark Logan	11	2	.	2	.	.	.	.	.	.	.	.
Levon Thomas	13	2	.	2	.	.	.	.	.	.	.	.
Hal Higgins	13	1	1	2	.	.	.	.	.	.	.	.
Venice Gilliam	4	.	1	1	.	.	.	.	.	.	.	.
Dan Burnett	13	1	.	1	.	.	.	.	.	.	.	.
Omar Billy	4	1	.	1	1-6	1.0-6	.	.	.	1	.	.
Jermaine Hatch	4	1	.	1	.	.	.	.	.	.	.	.
Hugh Reilly	13	1	.	1	.	.	.	.	.	.	.	.
Chris Dunlap	12	.	1	1	.	.	.	.	.	.	.	.
Reggie Ball	13	1	.	1	.	.	.	.	.	.	.	.
Nate Curry	13	1	.	1	.	.	.	.	.	.	.	.
P.J. Daniels	13	1	.	1	.	.	.	.	.	.	.	.
Jonathan Smith	13	1	.	1	.	.	.	.	1-0	1	.	.
Total	13	491	476	967	132-394	33-231	13-175	40	14-24	20	3	.
Opponents	13	-	-	-	-	27-192	13-122	35	12-8	18	1	1

# SEASON REVIEW

	Score	First Downs (R-P-Pn)	Total Off Ply/Yds	Rushing Att/Yds	Passing Yards	Passes A-C-I	Sacks By	Poss Time	Fumble/ Lost	Pen./ Yds	Atten.
Georgia Tech .....	13	15 (3-9-3)	47/243	23/96	147	24-15-1	4-24	20:54	3/3	9/82	61,930
Brigham Young .....	24	22 (6-14-2)	79/362	32/86	276	47-31-2	1-6	39:06	1/0	16/132	Away
Georgia Tech .....	17	13 (5-6-2)	60/251	39/102	149	21- 9-0	7-49	26:17	3/1	9/65	55,00
Auburn (#17/19) .....	3	14 (6-7-1)	71/230	38/40	190	33-20-1	1-7	33:43	2/1	10/93	Home
Georgia Tech .....	13	15 (6-7-2)	64/240	39/112	128	25-12-1	0-0	33:32	2/2	7/56	82,133
Florida St. (#10/10) .....	14	18 (7-8-3)	62/251	32/91	160	30-15-2	6-43	26:28	1/1	8/90	Away
Georgia Tech .....	3	16 (5-10-1)	75/293	33/45	248	42-19-1	2-5	31:56	2/1	5/51	53,189
Clemson .....	39	21 (9-10-2)	69/436	30/138	298	39-23-1	5-38	28:84	1/0	7/60	Home
Georgia Tech .....	(ot) 24	13 (8-5-0)	61/331	39/223	108	22-11-2	0-0	27:48	1/0	5/34	27,006
Vanderbilt .....	17	17 (7-10-0)	73/355	46/170	185	27-14-1	1-1	32:12	2/1	4/21	Away
Georgia Tech .....	29	26 (6-16-4)	79/372	41/89	283	38-24-0	3-11	35:05	6/1	4/40	50,113
NC State .....	21	17 (1-16-0)	66/336	19/-8	344	47-31-0	5-32	24:55	2/1	10/105	Home
Georgia Tech .....	24	22 (15-7-0)	71/441	47/216	225	24-12-0	1-6	33:47	1/0	6/50	27,382
Wake Forest .....	7	11 (7-4-0)	60/277	32/145	132	28-14-2	1-14	26:13	3/0	5/43	Away
Georgia Tech .....	7	14 (7-7-0)	69/228	41/130	98	28-12-1	3-19	30:35	1/0	3/15	51,524
Maryland .....	3	14 (4-10-0)	68/253	35/96	157	33-14-2	1-10	29:25	5/2	1/ 5	Home
Georgia Tech .....	17	22 (9-13-0)	77/389	30/142	247	47-27-3	2-13	28:55	1/1	4/30	12,976
Duke .....	41	17 (11-5-1)	63/394	48/253	141	15- 8-1	0-0	31:05	0/0	6/35	Away
Georgia Tech .....	41	28 (19-8-1)	77/446	50/298	148	27-14-0	2-22	32:14	1/0	3/23	52,346
North Carolina .....	24	21 (6-5-0)	71/446	31/157	289	40-26-1	1-5	27:46	1/1	5/38	Home
Georgia Tech .....	17	17 (8-9-0)	62/273	32/116	157	30-16-1	0-0	25:12	2/1	2/20	58,526
Virginia .....	29	20 (6-12-2)	75/364	38/89	275	37-28-0	1-2	34:48	0/0	4/30	Away
Georgia Tech .....	17	20 (7-10-3)	79/401	41/146	255	38-21-3	2-12	32:20	2/1	6/65	55,000
Georgia (#5/5) .....	34	16 (7-7-2)	60/341	38/106	235	22-16-0	3-19	27:40	2/1	11/113	Home
Georgia Tech .....	52	15 (13-2-0)	67/390	54/379	19	13- 7-0	7-70	33:59	1/1	5/45	23,118
Tulsa .....	10	10 (1-8-1)	53/144	26/-56	200	27-17-0	1-15	24:53	7/6	6/35	Neutral

## TEAM STATISTICS ..... GT

## OPP

SCORING .....	274	266
Points Per Game .....	21.1	20.5
FIRST DOWNS .....	236	218
Rushing .....	111	78
Passing .....	109	126
Penalty .....	16	14
RUSHING YARDAGE .....	2086	1307
Yards gained rushing .....	2419	1753
Yards lost rushing .....	333	446
Rushing Attempts .....	509	445
Average Per Rush .....	4.1	2.9
Average Per Game .....	160.5	100.5
TDs Rushing .....	16	14
PASSING YARDAGE .....	2212	2882
Att-Comp-Int .....	379-199-13	425-257-13
Average Per Pass .....	5.8	6.8
Average Per Catch .....	11.1	11.2
Average Per Game .....	170.2	221.7
TDs Passing .....	13	15
TOTAL OFFENSE .....	4298	4189
Total Plays .....	888	870
Average Per Play .....	4.8	4.8
Average Per Game .....	330.6	322.2

## TEAM STATISTICS ..... GT

## OPP

KICK RETURNS: #-YARDS .....	48-981	47-1076
PUNT RETURNS: #-YARDS .....	33-380	36-324
INT RETURNS: #-YARDS .....	13-175	13-122
KICK RETURN AVERAGE .....	20.4	22.9
PUNT RETURN AVERAGE .....	11.5	9.0
INT RETURN AVERAGE .....	13.5	9.4
FUMBLES-LOST .....	26-12	27-14
PENALTIES-YARDS .....	68-576	93-800
Average Per Game .....	44.3	61.5
PUNTS-YARDS .....	68-2541	71-2733
Average Per Punt .....	37.4	38.5
Net punt average .....	32.6	33.1
TIME OF POSSESSION/GAME .....	30:12	29:43
3RD-DOWN CONVERSIONS .....	67/187	63/185
3rd-Down Pct. ....	36%	34%
4TH-DOWN CONVERSIONS .....	11/24	10/17
4th-Down Pct. ....	46%	59%
SACKS BY-YARDS .....	33-231	27-192
MISC YARDS .....	24	8
TOUCHDOWNS SCORED .....	32	30
FIELD GOALS-ATTEMPTS .....	17-21	18-24
PAT-ATTEMPTS .....	31-32	28-29
ATTENDANCE .....	317172	267954
Games/Avg Per Game .....	6/52862	6/44659



# SEASON REVIEW

## PASSING

Ball, Reggie	Att	Cmp	Int	Pct	Yds	TD	LP	Sk-Yds	Suggs, A.J.	Att	Cmp	Int	Pct	Yds	TD	LP	Sk-Yds
Brigham Young	24	15	1	62.5	147	0	32	1-6	Georgia	22	13	2	59.1	175	2	43	1-8
Auburn	21	9	0	42.9	149	1	54	1-7	Tulsa	2	2	0	100.0	5	0	4	0-0
Florida State	24	11	1	45.8	116	0	27	6-43									
Clemson	42	19	1	45.2	248	0	52	5-38									
Vanderbilt	22	11	2	50.0	108	1	49	1-1									
NC State	37	24	0	64.9	283	2	42	5-32									
Wake Forest	24	12	0	50.0	225	2	65	1-14									
Maryland	28	12	1	42.9	98	1	12	1-10									
Duke	47	27	3	57.4	247	0	39	0-0									
North Carolina	25	13	0	52.0	122	3	30	1-5									
Virginia	30	16	1	53.3	157	0	16	1-2									
Georgia	16	8	1	50.0	80	0	21	2-11									
Tulsa	10	4	0	40.0	16	0	6	1-15									

RUSHING	BYU	AU	FSU	CL	VU	NCS	WF	MD	DU	UNC	UVA	UGA	TUL
Daniels, P.J.	16-57/0	14-40/1	19-113/1	16-34/0	25-105/1	23-99/0	33-175/1	21-63/0	21-108/1	36-240/0	18-76/1	10-30/0	31-307/4
Ball, R	5-39/0	9-26/0	13-17/0	14-6/0	10-103/1	16-7/1	8-22/0	16-46/0	8-26/1	12-53/0	12-46/0	12-49/0	4-8/0
Woods, C	DNP	4-17/0	-	DNP	DNP	DNP	DNP	2-3/0	-	-	1-2/0	14-64/0	10-40/1
Eziemefe, A	DNP	7-20/0	4-11/0	DNP	4-15/0	-	3-7/0	-	DNP	-	-	DNP	-
Smith, J	1-2/0	1-4/0	2-1/0	-	-	-	2-14/0	2-18/0	1-8/0	2-5/0	1-4/0	2-2/0	1-1/0
Hatch, J	-	-	DNP	DNP	DNP	1-2/0	DNP	DNP	DNP	DNP	DNP	DNP	8-33/2
Dixon, J	-	-	-	2-6/0	-	-	-	-	-	-	-	-	-
Suggs, A.J.	DNP	DNP	DNP	DNP	DNP	DNP	DNP	DNP	DNP	DNP	DNP	3-5/0	-
Reis, C	-	1-4/0	-	DNP	-	-	-	-	-	-	-	-	-
Jackson, J	DNP	-	1-4/0	-	-	-	-	-	-	-	-	DNP	DNP
Thomas, L	-	1-7/0	-	-	-	-	-	-	-	-	-	-	-
Team	1-2/0	2-2/0	DNP	1-1/0	DNP	1-1/0	1-2/0	DNP	-	-	DNP	-	DNP

RECEIVING	BYU	AU	FSU	CL	VU	NCS	WF	MD	DU	UNC	UVA	UGA	TUL
Smith, J	9-121/0	-	4-64/0	9-170/0	2-21/0	9-155/1	7-194/1	5-43/1	6-104/0	6-53/1	9-91/0	9-108/1	3-14/0
Curry, N	1-8/0	1-54/0	4-39/0	6-59/0	3-14/0	7-76/1	1-5/0	2-19/0	5-48/0	2-42/2	2-16/0	3-46/0	-
Foschi, J.P.	3-14/0	-	-	2-6/0	1-6/1	-	3-26/1	4-32/0	3-17/0	3-31/0	1-9/0	2-27/0	2-6/0
Thomas, L	1-0/0	-	-	-	-	1-9/0	-	-	3-27/0	-	2-11/0	3-54/1	-
Daniels, P.J.	-	1-2/0	2-4/0	2-13/0	1-1/0	6-37/0	-	-	5-18/0	1-8/1	-	1-7/0	-
Bilbo, D	DNP	-	DNP	DNP	1-49/0	1-6/0	-	-	DNP	DNP	DNP	DNP	DNP
Logan, M	-	1-26/1	-	-	1-7/0	DNP	DNP	-	1-6/0	-	1-16/0	-	-
Woods, C	DNP	1-8/0	-	DNP	DNP	DNP	DNP	-	3-22/0	-	-	2-8/0	-
Williams, D	-	1-28/0	-	-	-	-	-	1-4/0	1-5/0	-	-	-	-
Eziemefe, A	DNP	-	-	DNP	-	-	-	-	DNP	2-14/0	1-14/0	DNP	1-1/0
McGuire, X	-	1-5/0	1-9/0	-	1-11/0	-	1-0/0	-	-	DNP	DNP	DNP	-
Jackson, J	DNP	2-18/0	-	-	-	-	-	-	-	-	-	DNP	DNP
Dixon, J	1-4/0	1-8/0	-	-	1-1/0	-	-	-	-	-	-	1-5/0	-
Landry, D	-	-	1-12/0	-	-	-	-	-	-	-	-	-	-
Dunlap, C	-	-	-	-	DNP	-	-	-	-	-	-	-	1-2/0

PUNT RET	BYU	AU	FSU	CL	VU	NCS	WF	MD	DU	UNC	UVA	UGA	TUL
Smith, J	1-15	2-2	2-19	4-19	4-48	3-21	1-4	3-12	2-34	2-75	2-84	1-11	4-20
Burton, N	1-18	-	-	-	-	-	-	-	-	-	-	-	-
Team	-	-	DNP	-	DNP	1-2	-	DNP	-	-	DNP	-	DNP

KO RETURN	BYU	AU	FSU	CL	VU	NCS	WF	MD	DU	UNC	UVA	UGA	TUL
Scott, K	2-30	1-20	2-38	4-59	2-29	3-154	1-24	1-29	2-48	3-48	7-146	5-97	2-57
Davis, D	-	-	-	2-45	1-16	-	-	-	4-49	-	-	-	-
Logan, M	-	-	-	-	-	DNP	DNP	-	-	1-17	-	1-33	-
Smith, J	1-22	-	-	-	-	-	-	-	-	-	-	-	-
Jackson, J	DNP	-	-	-	-	-	-	-	-	1-12	-	DNP	DNP
Moore, N	-	-	-	-	-	-	-	-	1-8	-	-	-	DNP
Team	-	-	DNP	-	DNP	1-0	-	DNP	-	-	DNP	-	DNP

FUM RET	BYU	AU	FSU	CL	VU	NCS	WF	MD	DU	UNC	UVA	UGA	TUL
Cox, J	-	-	-	-	-	-	-	1-17	-	-	-	-	-
Smith, D	-	-	-	-	-	-	-	1-7	-	-	-	-	-

INT RET	BYU	AU	FSU	CL	VU	NCS	WF	MD	DU	UNC	UVA	UGA	TUL
Butler, J	1-1	-	-	-	1-0	-	1-0	2-17	-	-	-	-	-
Houston, R	1-0	-	1-47	-	-	-	-	-	-	1-18	-	-	-
Davis, D	-	1-52	-	1-10	-	-	-	-	-	-	-	-	-
Landry, D	-	-	1-26	-	-	-	1-0	-	-	-	-	-	-
Cox, J	-	-	-	-	-	-	-	-	1-4	-	-	-	-

# SEASON REVIEW

TACKLES	BYU	AU	FSU	CL	VU	NCS	WF	MD	DU	UNC	UVA	UGA	TUL
Fox, K	6-6	5-11	8-7	2-5	6-4	6-4	9-7	7-8	6-4	5-6	9-7	8-4	2-3
Smith, D	5-4	4-8	7-5	1-6	8-3	4-3	7-7	6-6	3-6	6-6	4-7	6-0	3-4
Butler, J	5-8	2-9	4-3	1-5	9-5	2-3	6-3	5-7	5-6	4-5	9-6	2-2	2-1
Landry, D	1-5	3-9	-	1-6	4-2	3-1	3-3	5-3	4-5	3-8	5-0	8-0	1-2
Houston, R	3-4	3-3	5-0	7-3	3-1	3-1	3-0	0-2	2-3	3-5	8-4	3-0	1-0
Cox, J	2-1	2-6	4-2	4-2	2-1	3-4	1-0	2-2	2-4	5-3	2-1	3-2	6-0
Henderson, E	1-2	2-4	2-2	2-1	3-3	0-3	3-0	3-4	1-2	2-0	2-0	4-1	1-1
Wilkinson, G	5-3	2-2	2-3	1-2	1-2	1-1	1-0	1-1	3-5	3-1	0-1	1-0	3-2
Parker, T	2-1	0-4	-	1-2	4-1	2-2	1-1	2-6	1-1	0-2	1-0	3-2	0-1
Reis, C	1-1	1-2	1-0	DNP	1-0	3-5	2-0	0-3	2-2	1-2	0-1	1-0	4-4
Brown, A	1-2	1-2	1-2	2-1	2-2	0-1	-	0-1	0-3	0-2	-	1-2	1-0
Davis, D	1-1	-	-	2-3	2-0	6-0	1-0	1-0	-	1-0	2-1	-	2-0
Wrotto, M	0-2	-	0-1	0-1	0-2	1-0	-	0-1	0-1	-	1-1	1-0	0-2
Hall, K	-	-	0-1	DNP	3-0	-	0-1	0-1	0-1	0-2	-	-	0-3
Scott, K	-	1-1	-	0-1	1-0	1-0	0-1	-	2-0	-	1-0	-	0-1
Gaston, J	0-1	-	1-2	-	2-0	1-0	2-0	-	-	-	-	-	-
Burton, N	-	0-1	0-2	1-0	1-0	-	1-1	0-1	-	-	-	-	0-1
Anoai, J	-	DNP	-	-	-	-	0-1	2-1	2-0	DNP	-	-	1-1
Moore, N	-	0-2	-	-	-	-	-	0-1	0-1	1-1	1-0	-	DNP
Anyansi, T	-	1-0	-	0-1	-	DNP	DNP	-	-	3-0	0-1	0-1	-
Economos, A	-	0-1	-	0-1	-	-	0-1	2-0	0-1	-	-	-	-
Wheeler, P	1-0	0-1	0-1	-	-	-	-	1-0	1-0	-	1-0	-	DNP
Brezina, B	-	0-2	-	DNP	DNP	DNP	DNP	DNP	-	0-1	0-2	-	-
Dixon, J	-	-	-	-	-	-	-	-	-	-	-	-	1-2
Higgins, H	-	-	-	1-0	-	-	-	-	-	-	-	-	0-1
Logan, M	-	-	-	-	-	DNP	DNP	-	-	-	-	1-0	1-0
Rogers, J	1-0	DNP	DNP	-	-	-	-	-	0-1	-	-	DNP	-
Thomas, L	-	-	-	-	-	1-0	-	-	-	-	-	1-0	-
Jackson, J	DNP	-	-	-	-	-	-	1-1	-	-	-	DNP	DNP
Daniels, PJ	-	-	-	-	1-0	-	-	-	-	-	-	-	-
Ball, R	-	-	-	-	-	-	-	-	-	-	1-0	-	-
Reilly, H	-	-	-	-	-	-	-	-	1-0	-	-	-	-
Hatch, J	1-0	-	DNP	DNP	DNP	-	DNP	DNP	DNP	DNP	DNP	DNP	-
Dunlap, C	-	-	-	-	DNP	-	-	-	-	-	-	-	0-1
Smith, J	-	-	-	-	-	-	-	-	-	-	-	-	1-0
Billy, O	DNP	DNP	DNP	-	-	-	DNP	DNP	DNP	DNP	DNP	DNP	1-0
Curry, N	-	-	-	-	-	-	-	1-0	-	-	-	-	-
Gilliam, V	DNP	DNP	0-1	-	-	-	DNP	DNP	DNP	DNP	DNP	DNP	DNP
Burnett, D	-	-	-	-	-	-	-	-	-	1-0	-	-	-
SACKS	BYU	AU	FSU	CL	VU	NCS	WF	MD	DU	UNC	UVA	UGA	TUL
Henderson, E	1.0-5	2.5-20	-	1.5-4	-	-	1.0-6	2.0-11	1.0-7	1.0-7	-	-	0.5-7
Wilkinson, G	2.0-9	-	-	-	-	1.0-4	-	-	1.0-6	-	-	-	-
Fox, K	-	1.0-6	-	-	-	-	-	1.0-8	-	-	-	1.0-8	1.0-10
Smith, D	-	1.0-8	-	0.5-1	-	0.5-2	-	-	-	-	-	-	1.5-10
Parker, T	1.0-10	0.5-2	-	-	-	1.0-2	-	-	-	-	-	-	-
Reis, C	-	0.5-2	-	DNP	-	0.5-3	-	-	-	-	-	-	1.0-18
Brown, A	-	1.0-10	-	-	-	-	-	-	-	-	-	-	-
Billy, O	DNP	DNP	DNP	-	-	-	DNP	DNP	DNP	DNP	DNP	DNP	1.0-6
Anoai, J	-	DNP	-	-	-	-	-	-	-	DNP	-	-	1.0-7
Wrotto, M	-	-	-	-	-	-	-	-	-	-	-	1.0-4	-
Houston, R	-	-	-	-	-	-	-	-	-	1.0-15	-	-	-
Brezina, B	-	0.5-1	-	DNP	DNP	DNP	DNP	DNP	-	-	-	-	-
TFL	BYU	AU	FSU	CL	VU	NCS	WF	MD	DU	UNC	UVA	UGA	TUL
Henderson, E	11-5	4-21	1-1	2-4	2-3	1-1	1-6	3-12	1-7	2-8	2-9	3-7	1-7
Fox, K	1-1	2-6	1-1	-	-	1-0	3-9	2-9	-	-	2-4	4-20	2-10
Smith, D	-	2-10	2-5	1-1	1-2	3-3	1-0	1-5	1-1	1-2	-	1-1	3-11
Parker, T	2-16	2-3	-	1-2	1-3	2-5	1-1	3-3	1-1	-	-	2-3	-
Wilkinson, G	4-14	1-1	2-5	1-1	1-3	1-4	-	-	1-6	1-5	-	-	-
Landry, D	-	3-6	-	1-1	1-2	-	-	-	-	-	-	1-1	-
Butler, J	-	-	1-3	-	-	1-1	1-1	-	2-3	-	-	1-2	-
Reis, C	-	1-2	-	DNP	-	3-5	-	-	-	-	-	-	2-19
Brown, A	1-3	2-12	-	-	1-1	1-1	-	-	-	-	-	1-0	-
Houston, R	-	-	1-3	1-2	-	-	-	-	1-2	1-15	-	-	-
Cox, J	-	-	1-1	1-2	1-0	1-1	-	-	-	-	-	-	-
Wrotto, M	-	-	-	-	-	1-2	-	-	-	-	1-1	1-4	1-1
Anoai, J	-	DNP	-	-	-	-	-	1-1	-	DNP	-	-	2-9
Davis, D	-	-	-	-	-	1-8	-	-	-	1-1	-	-	-
Hall, K	-	-	-	DNP	-	-	-	-	-	-	-	-	2-2
Brezina, B	-	1-1	-	DNP	DNP	DNP	DNP	DNP	-	-	-	-	-
Rogers, J	1-1	DNP	DNP	-	-	-	-	-	-	-	-	DNP	-
Billy, O	DNP	DNP	DNP	-	-	-	DNP	DNP	DNP	DNP	DNP	DNP	1-6



# SEASON REVIEW

## ALL-AMERICA

Keyaron Fox, LB (2nd team by SI.com)  
Hugh Reilly, C (2nd team by SI.com)

## ALL-ATLANTIC COAST CONFERENCE

James Butler, FS (1st) Jonathan Smith, WR (2nd)  
P.J. Daniels, RB (1st) John Paul Foschi, TE (HM)  
Keyaron Fox, LB (1st) Travis Parker, DE (HM)  
Eric Henderson, DE (1st) Daryl Smith, LB (HM)  
Hugh Reilly, C (1st)

## ACC ROOKIE OF THE YEAR

Reggie Ball, QB

## FRESHMAN ALL-AMERICA (The Sporting News)

Reggie Ball, QB (2nd) Mansfield Wrotto, DT (3rd)

## DAVE RIMINGTON TROPHY (Center)

Hugh Reilly, C (one of 6 finalists)

## JIM THORPE AWARD (Defensive Back)

James Butler, FS (one of 12 semifinalists)

## ACC PLAYER OF THE WEEK

Keyaron Fox (Defensive Back) ..... Auburn (Sept. 6)  
Eric Henderson (Defensive Lineman) ..... Auburn (Sept. 6)  
Reggie Ball (Rookie) ..... Auburn (Sept. 6)  
Reggie Ball (Rookie) ..... Vanderbilt (Sept. 27)  
Reggie Ball (Rookie) ..... NC State (Oct. 4)  
Jonathan Smith (Offensive Back) ..... NC State (Oct. 4)  
Jonathan Smith (Offensive Back) ..... Wake Forest (Oct. 11)  
Hugh Reilly (Offensive Line) ..... Wake Forest (Oct. 11)  
Reggie Ball (Rookie) ..... Wake Forest (Oct. 11)  
Keyaron Fox (Defensive Lineman) ..... Maryland (Oct. 23)  
James Butler (Defensive Back) ..... Maryland (Oct. 23)  
Jonathan Smith (Specialist) ..... North Carolina (Nov. 15)  
Reuben Houston (Def. Back) ..... North Carolina (Nov. 15)  
Reggie Ball (Rookie) ..... North Carolina (Nov. 15)

## TECH AMONG ACC, NCAA LEADERS

TEAM RANKINGS .....	Avg	NCAA	ACC
Rushing Defense .....	100.5	12th	1st
Total Defense .....	322.2	20th	2nd
Scoring Defense .....	20.5	27th	5th
Punt Returns .....	11.5	25th	1st
INDIVIDUAL RANKINGS .....	Avg	NCAA	ACC
Rushing: P.J. Daniels .....	111.3	16th	1st
Receiving Yards: Jonathan Smith .....	87.5	22nd	2nd
Receptions: Jonathan Smith .....	6.0	25th	2nd
Punt Returns: Jonathan Smith .....	11.7	22nd	1st
All-Purpose Yds: Jonathan Smith .....	120.7	44th	2nd
Field Goals: Dan Burnett .....	1.31	27th	5th
Interceptions: James Butler .....	0.38	40th	2nd
Tackles: Keyaron Fox .....	11.9	10th	1st
Sacks: Eric Henderson .....	0.85	16th	1st
Tackles for Loss: Eric Henderson .....	1.58	15th	2nd

## BRONKO NAGURSKI NATIONAL PLAYER OF THE WEEK

Eric Henderson ..... Auburn (Sept. 6)

## CoSIDA ACADEMIC ALL-DISTRICT III

Hal Higgins, P

## ACC ALL-ACADEMIC TEAM

James Butler, FS Eric Henderson, DE  
Nate Curry, WR Hal Higgins, P  
P.J. Daniels, RB Chris Reis, SS  
John Paul Foschi, TE Gerris Wilkinson, DE

## ACC WEAVER-JAMES-CORRIGAN POSTGRADUATE SCHOLARSHIP: Hal Higgins, P

## GAME-BY-GAME STARTING LINEUPS

OFF	WR	LT	LG	C	RG	RT	TE	FB/WR	RB	QB	WR	PK
BYU	JSmith	Dorsey	Tdwl-Neal	Reilly	Honeycutt	Wallace	Foschi	Dixon	Daniels	Ball	Curry	Burnett
AU	JSmith	Dorsey	Tdwl-Neal	Reilly	Honeycutt	Wallace	Foschi	Dixon	Daniels	Ball	Curry	Burnett
FSU	JSmith	Dorsey	Tdwl-Neal	Reilly	Honeycutt	Wallace	Foschi	Williams	Daniels	Ball	Curry	Burnett
CLEM	JSmith	Dorsey	Robinson	Reilly	Tdwl-Neal	Wallace	Foschi	McGuire	Daniels	Ball	Curry	Burnett
VAN	JSmith	Dorsey	Tdwl-Neal	Reilly	Honeycutt	Wallace	Foschi	Williams	Daniels	Ball	Curry	Burnett
NCS	JSmith	Dorsey	Tdwl-Neal	Reilly	Honeycutt	Wallace	Foschi	Bilbo	Daniels	Ball	Curry	Burnett
WAKE	JSmith	Dorsey	Tdwl-Neal	Reilly	Honeycutt	Wallace	Foschi	Williams	Daniels	Ball	Curry	Burnett
MD	JSmith	Dorsey	Tdwl-Neal	Reilly	Honeycutt	Wallace	Foschi	Thomas	Daniels	Ball	Curry	Burnett
DUKE	JSmith	Dorsey	Tdwl-Neal	Reilly	Honeycutt	Wallace	Foschi	Dixon	Daniels	Ball	Curry	Burnett
UNC	JSmith	Dorsey	Tdwl-Neal	Reilly	Honeycutt	Wallace	Foschi	Eziemefe	Daniels	Ball	Curry	Burnett
VA	JSmith	Dorsey	Tdwl-Neal	Reilly	Honeycutt	Wallace	Foschi	Thomas	Daniels	Ball	Curry	Burnett
GA	JSmith	Dorsey	Tdwl-Neal	Reilly	Honeycutt	Wallace	Foschi	Dixon	Woods	Ball	Curry	Burnett
TUL	JSmith	Dorsey	Tdwl-Neal	Reilly	Honeycutt	Wallace	Foschi	Dixon	Daniels	Ball	Curry	Burnett
DEF	DE	DT	DT	DE	LB	LB	LB	CB	CB	FS	SS	P
BYU	Henderson	Parker	Wrotto	Wilkinson	ABrown	DSmith	Fox	Houston	Cox	Butler	Landry	Higgins
AU	Henderson	Parker	Brezina	Wilkinson	ABrown	DSmith	Fox	Houston	Cox	Butler	Landry	Higgins
FSU	Henderson	Parker	Wrotto	Wilkinson	ABrown	DSmith	Fox	Houston	Cox	Butler	Landry	Higgins
CLEM	Henderson	Parker	Wrotto	Wilkinson	ABrown	DSmith	Fox	Houston	Cox	Butler	Landry	Higgins
VAN	Henderson	Parker	Wrotto	Wilkinson	ABrown	DSmith	Fox	Houston	Cox	Butler	Landry	Higgins
NCS	Henderson	Parker	CWilliams	Wilkinson	DDavis	DSmith	Fox	Houston	Cox	Butler	Landry	Higgins
WAKE	Henderson	Parker	Wrotto	Wilkinson	ABrown	DSmith	Fox	Houston	Cox	Butler	Landry	Higgins
MD	Henderson	Parker	Wrotto	Wilkinson	ABrown	DSmith	Fox	Houston	Cox	Butler	Landry	Higgins
DUKE	Henderson	Parker	Wrotto	Wilkinson	ABrown	DSmith	Fox	Houston	Cox	Butler	Landry	Thomson
UNC	Henderson	Parker	Wrotto	Wilkinson	ABrown	DSmith	Fox	Houston	Cox	Butler	Landry	Thomson
VA	Henderson	Parker	Wrotto	Wilkinson	ABrown	DSmith	Fox	Houston	Cox	Butler	Landry	Thomson
GA	Henderson	Parker	Wrotto	Wilkinson	ABrown	DSmith	Fox	Houston	Cox	Butler	Landry	Thomson
TUL	Henderson	Parker	Wrotto	Wilkinson	ABrown	DSmith	Fox	Houston	Cox	Butler	Landry	Thomson

# SEASON REVIEW

## 2003 ACC STANDINGS

	- ACC -			- Overall -		
	W	L	Pct.	W	L	Pct.
Florida State .....	7	1	.875	10	3	.769
Maryland .....	6	2	.750	10	3	.769
Clemson .....	5	3	.625	9	4	.692
<b>Georgia Tech .....</b>	<b>4</b>	<b>4</b>	<b>.500</b>	<b>7</b>	<b>6</b>	<b>.538</b>
Virginia .....	4	4	.500	8	5	.615
NC State .....	4	4	.500	8	5	.615
Wake Forest .....	3	5	.375	5	7	.417
Duke .....	2	6	.250	4	8	.333
North Carolina .....	1	7	.125	2	10	.167

## ACC BOWL GAMES

**Humanitarian Bowl** (Jan. 3, Boise, Idaho):

Georgia Tech 52, Tulsa 10

**Mazda Tangerine Bowl** (Dec. 22, Orlando, Fla.):

NC State 56, Kansas 26

**Continental Tire Bowl** (Dec. 27, Charlotte, N.C.):

Virginia 23, Pittsburgh 16

**Chick-fil-A Peach Bowl** (Jan. 2, Atlanta, Ga.):

Clemson 27, Tennessee 14

**Toyota Gator Bowl** (Jan. 1, Jacksonville, Fla.):

Maryland 41, West Virginia 7

**FedEx Orange Bowl** (Jan. 1, Miami, Fla.):

Miami 16, Florida State 14

TOTAL OFFENSE.....	G	Rush	Pass	Plays	Yards	PP	TD	PG
NC State .....	13	1311	4580	888	5891	6.6	55	453.2
Maryland .....	13	2487	2995	913	5482	6.0	44	421.7
Clemson .....	13	1779	3687	955	5466	5.7	42	420.5
Florida State .....	13	1732	3505	908	5237	5.8	46	402.8
North Carolina .....	12	1805	2927	816	4732	5.8	38	394.3
Virginia .....	13	1695	3324	904	5019	5.6	40	386.1
Wake Forest .....	12	2439	1818	818	4257	5.2	39	354.8
Duke .....	12	2065	2051	905	4116	4.5	24	343.0
<b>Georgia Tech .....</b>	<b>13</b>	<b>2086</b>	<b>2212</b>	<b>888</b>	<b>4298</b>	<b>4.8</b>	<b>29</b>	<b>330.6</b>

TOTAL DEFENSE.....	G	Rush	Pass	Plays	Yards	PP	TD	PG
Maryland .....	13	1682	2327	849	4009	4.7	25	308.4
<b>Georgia Tech .....</b>	<b>13</b>	<b>1307</b>	<b>2882</b>	<b>870</b>	<b>4189</b>	<b>4.8</b>	<b>29</b>	<b>322.2</b>
Florida State .....	13	1552	2768	921	4320	4.7	19	332.3
Clemson .....	13	1714	2658	900	4372	4.9	29	336.3
Duke .....	12	1898	2603	780	4501	5.8	39	375.1
Virginia .....	13	2102	2899	921	5001	5.4	29	384.7
NC State .....	13	1780	3693	986	5473	5.6	45	421.0
Wake Forest .....	12	2092	3358	931	5450	5.9	41	454.2
North Carolina .....	12	2724	3339	915	6063	6.6	53	505.2

RUSHING OFFENSE.....	G	Att	Yards	PC	TD	PG
Wake Forest .....	12	569	2439	4.3	31	203.2
Maryland .....	13	552	2487	4.5	24	191.3
Duke .....	12	546	2065	3.8	16	172.1
<b>Georgia Tech .....</b>	<b>13</b>	<b>509</b>	<b>2086</b>	<b>4.1</b>	<b>16</b>	<b>160.5</b>
North Carolina .....	12	387	1805	4.7	17	150.4
Clemson .....	13	465	1779	3.8	19	136.8
Florida State .....	13	470	1732	3.7	20	133.2
Virginia .....	13	438	1695	3.9	17	130.4
NC State .....	13	392	1311	3.3	20	100.8

RUSHING DEFENSE.....	G	Att	Yards	PC	TD	PG
<b>Georgia Tech .....</b>	<b>13</b>	<b>445</b>	<b>1307</b>	<b>2.9</b>	<b>14</b>	<b>100.5</b>
Florida State .....	13	472	1552	3.3	7	119.4
Maryland .....	13	481	1682	3.5	15	129.4
Clemson .....	13	491	1714	3.5	14	131.8
NC State .....	13	470	1780	3.8	17	136.9
Duke .....	12	429	1898	4.4	24	158.2
Virginia .....	13	506	2102	4.2	15	161.7
Wake Forest .....	12	466	2092	4.5	19	174.3
North Carolina .....	12	556	2724	4.9	28	227.0

PASSING OFFENSE.....	G	Att	Cmp	Int	Pct	Yards	Avg	TD	PG
NC State .....	13	496	357	7	72.0	4580	9.2	35	352.3
Clemson .....	13	490	300	13	61.2	3687	7.5	23	283.6
Florida State .....	13	438	249	13	56.8	3505	8.0	26	269.6
Virginia .....	13	466	316	12	67.8	3324	7.1	23	255.7
North Carolina .....	12	429	258	11	60.1	2927	6.8	21	243.9
Maryland .....	13	361	200	7	55.4	2995	8.3	20	230.4
Duke .....	12	359	176	8	49.0	2051	5.7	8	170.9
<b>Georgia Tech .....</b>	<b>13</b>	<b>379</b>	<b>199</b>	<b>13</b>	<b>52.5</b>	<b>2212</b>	<b>5.8</b>	<b>13</b>	<b>170.2</b>
Wake Forest .....	12	249	146	10	58.6	1818	7.3	8	151.5

PASSING DEFENSE.....	G	Att	Cmp	Int	Pct	Yards	Avg	TD	PG
Maryland .....	13	368	185	12	50.3	2327	6.3	10	179.0
Clemson .....	13	409	230	14	56.2	2658	6.5	15	204.5
Florida State .....	13	449	247	15	55.0	2768	6.2	12	212.9
Duke .....	12	351	207	11	59.0	2603	7.4	15	216.9
<b>Georgia Tech .....</b>	<b>13</b>	<b>425</b>	<b>257</b>	<b>13</b>	<b>60.5</b>	<b>2882</b>	<b>6.8</b>	<b>15</b>	<b>221.7</b>
Virginia .....	13	415	235	13	56.6	2899	7.0	14	223.0
North Carolina .....	12	359	226	2	63.0	3339	9.3	25	278.2
Wake Forest .....	12	465	288	13	61.9	3358	7.2	22	279.8
NC State .....	13	516	305	11	59.1	3693	7.2	28	284.1

PASS EFFICIENCY.....	G	Att	Cmp	Pct	Int	Yards	TD	Rtg
NC State .....	13	496	357	.720	7	4580	35	170.0
Maryland .....	13	361	200	.554	7	2995	20	139.5
Virginia .....	13	466	316	.678	12	3324	23	138.9
Florida State .....	13	438	249	.568	13	3505	26	137.7
Clemson .....	13	490	300	.612	13	3687	23	134.6
North Carolina .....	12	429	258	.601	11	2927	21	128.5
Wake Forest .....	12	249	146	.586	10	1818	8	122.5
<b>Georgia Tech .....</b>	<b>13</b>	<b>379</b>	<b>199</b>	<b>.525</b>	<b>13</b>	<b>2212</b>	<b>13</b>	<b>106.0</b>
Duke .....	12	359	176	.490	8	2051	8	99.9

PASS EFF DEFENSE.....	G	Att	Cmp	Int	Pct	Yards	TD	Rtg
Maryland .....	13	368	185	12	50.3	2327	10	105.8
Florida State .....	13	449	247	15	55.0	2768	12	108.9
Clemson .....	13	409	230	14	56.2	2658	15	116.1
Virginia .....	13	415	235	13	56.6	2899	14	120.2
<b>Georgia Tech .....</b>	<b>13</b>	<b>425</b>	<b>257</b>	<b>13</b>	<b>60.5</b>	<b>2882</b>	<b>15</b>	<b>123.0</b>
Duke .....	12	351	207	11	59.0	2603	15	129.1
Wake Forest .....	12	465	288	13	61.9	3358	22	132.6
NC State .....	13	516	305	11	59.1	3693	28	132.9
North Carolina .....	12	359	226	2	63.0	3339	25	162.9

SCORING OFFENSE.....	G	TD	KXP	OXF	DXP	FG	SF	Pts	Avg
NC State .....	13	65	61	1	0	12	0	489	37.6
Florida State .....	13	52	50	0	0	19	0	419	32.2
Maryland .....	13	48	42	2	0	24	0	406	31.2
Clemson .....	13	45	39	0	0	18	1	365	28.1
Virginia .....	13	42	41	1	0	23	0	364	28.0
Wake Forest .....	12	45	41	0	0	8	0	335	27.9
North Carolina .....	12	40	35	2	1	12	0	317	26.4
<b>Georgia Tech .....</b>	<b>13</b>	<b>32</b>	<b>31</b>	<b>0</b>	<b>0</b>	<b>17</b>	<b>0</b>	<b>274</b>	<b>21.1</b>
Duke .....	12	25	20	1	0	13	0	211	17.6

SCORING DEFENSE.....	G	TD	KXP	OXF	DXP	FG	SF	Pts	Avg
Maryland .....	13	27	26	0	0	6	0	206	15.8
Florida State .....	13	23	20	1	0	19	0	217	16.7
Clemson .....	13	31	31	0	0	11	0	250	19.2
Virginia .....	13	32	28	0	0	15	0	265	20.4
<b>Georgia Tech .....</b>	<b>13</b>	<b>30</b>	<b>28</b>	<b>1</b>	<b>0</b>	<b>18</b>	<b>1</b>	<b>266</b>	<b>20.5</b>
Duke .....	12	43	41	1	0	14	0	343	28.6
Wake Forest .....	12	42	35	2	1	18	0	347	28.9
NC State .....	13	46	36	2	0	23	0	385	29.6
North Carolina .....	12	57	48	3	0	21	0	459	38.2



# SEASON REVIEW

## 2003 ACC STATISTICS

KICKOFF RET .....	G	No	Yds	TD	Avg
Clemson .....	13	29	803	1	27.7
North Carolina .....	12	47	1248	2	26.6
Virginia .....	13	32	793	0	24.8
Duke .....	12	41	943	0	23.0
Maryland .....	13	24	550	0	22.9
Florida State .....	13	40	912	0	22.8
<b>Georgia Tech .....</b>	<b>13</b>	<b>48</b>	<b>981</b>	<b>0</b>	<b>20.4</b>
Wake Forest .....	12	50	978	0	19.6
NC State .....	13	44	764	0	17.4

PUNT RETURNS .....	G	No	Yds	TD	Avg
<b>Georgia Tech .....</b>	<b>13</b>	<b>33</b>	<b>380</b>	<b>3</b>	<b>11.5</b>
Florida State .....	13	41	456	2	11.1
Maryland .....	13	50	537	2	10.7
North Carolina .....	12	20	210	0	10.5
NC State .....	13	21	220	4	10.5
Virginia .....	13	33	307	0	9.3
Clemson .....	13	38	289	1	7.6
Wake Forest .....	12	22	151	1	6.9
Duke .....	12	33	178	0	5.4

PUNTING .....	No.	Yds	Avg	Rt	Yds	Net
Florida State .....	61	2549	41.8	27	144	39.4
Wake Forest .....	60	2650	44.2	33	349	38.3
Maryland .....	53	2241	42.3	26	230	37.9
NC State .....	53	2265	42.7	33	285	37.4
Clemson .....	59	2260	38.3	14	120	36.3
North Carolina .....	54	2192	40.6	36	234	36.3
Duke .....	70	2754	39.3	38	307	35.0
<b>Georgia Tech .....</b>	<b>68</b>	<b>2541</b>	<b>37.4</b>	<b>36</b>	<b>324</b>	<b>32.6</b>
Virginia .....	66	2279	34.5	17	153	32.2

QB SACKS BY .....	G	Sks	Yds
Florida State .....	13	36	228
Maryland .....	13	35	270
<b>Georgia Tech .....</b>	<b>13</b>	<b>33</b>	<b>231</b>
Clemson .....	13	31	211
Virginia .....	13	27	168
NC State .....	13	27	182
Duke .....	12	19	110
North Carolina .....	12	16	101
Wake Forest .....	12	11	107

TIME OF POSSESSION	G	Total	Avg
SCHOOL .....			
Duke .....	12	396:31	33:02
Clemson .....	13	404:15	31:05
Maryland .....	13	403:27	31:02
<b>Georgia Tech .....</b>	<b>13</b>	<b>392:24</b>	<b>30:11</b>
Virginia .....	13	386:32	29:44
Florida State .....	13	376:29	28:57
NC State .....	13	375:43	28:54
Wake Forest .....	12	346:29	28:52
North Carolina .....	12	329:58	27:29

PENALTY YDS .....	G	Pen	Yds	PG
Virginia .....	13	65	557	42.8
Wake Forest .....	12	61	524	43.7
<b>Georgia Tech .....</b>	<b>13</b>	<b>68</b>	<b>576</b>	<b>44.3</b>
Duke .....	12	72	535	44.6
North Carolina .....	12	68	584	48.7
Maryland .....	13	82	697	53.6
Clemson .....	13	83	735	56.5
Florida State .....	13	91	835	64.2
NC State .....	13	100	907	69.8

TACKLES .....	CI	GP	Pri	Ast	Total	Avg	Sack
<b>Keyaron Fox, GT .....</b>	<b>SR</b>	<b>13</b>	<b>81</b>	<b>74</b>	<b>155</b>	<b>11.9</b>	<b>4.0</b>
Terrell Smith, DU .....	SR	12	75	65	140	11.7	1.0
Ryan Fowler, DU .....	SR	12	79	57	136	11.3	0.5
Leroy Hill, CU .....	JR	13	110	35	145	11.2	8.0
Andre Maddox, ST .....	JR	13	113	32	145	11.2	1.5
Dexter Reid, NC .....	SR	12	91	38	129	10.8	0.0
D'Qwell Jackson, MD .....	SO	13	88	48	136	10.5	2.5
Pat Thomas, ST .....	JR	13	69	61	130	10.0	7.0
John Leake, CU .....	SR	13	88	40	128	9.8	3.0
<b>Daryl Smith, GT .....</b>	<b>SR</b>	<b>13</b>	<b>69</b>	<b>59</b>	<b>128</b>	<b>9.8</b>	<b>3.0</b>
<b>James Butler, GT .....</b>	<b>JR</b>	<b>13</b>	<b>59</b>	<b>60</b>	<b>119</b>	<b>9.2</b>	<b>0.0</b>
Ahmad Brooks, VA .....	FR	13	68	49	117	9.0	3.5
Jamaal Fudge, CU .....	SO	13	76	36	112	8.6	0.0
Michael Boulware, FS .....	SR	13	78	33	111	8.5	2.5
Leon Joe, MD .....	SR	13	63	41	104	8.0	1.0
Chris Canty, VA .....	JR	13	53	51	104	8.0	3.0
Mahlon Carey, NC .....	SO	12	62	34	96	8.0	0.0
F. Aughtry-Lindsay, ST .....	JR	13	58	45	103	7.9	2.0
Troy Graham, ST .....	JR	12	72	20	92	7.7	0.0
Travis Pugh, CU .....	JR	13	75	24	99	7.6	0.0
Brendan Dewan, DU .....	SO	12	47	44	91	7.6	0.5
Caron Bracy, WF .....	JR	12	68	22	90	7.5	0.0
Jermaine Hardy, VA .....	JR	13	74	23	97	7.5	0.0
Oliver Hoyte, ST .....	SO	13	44	53	97	7.5	0.0
Quintin Williams, WF .....	SR	12	60	28	88	7.3	0.0

SACKS .....	G	Total	PG	FOR LOSS .....	G	Total	PG
<b>Henderson, GT .....</b>	<b>13</b>	<b>11.0</b>	<b>0.85</b>	Hill, CU .....	13	270	2.08
Hill, CU .....	13	8.0	0.62	<b>Henderson, GT .....</b>	<b>13</b>	<b>20.5</b>	<b>1.58</b>
Merriman, MD .....	13	8.0	0.62	Alexander, DU .....	12	18.5	1.54
Starks, MD .....	13	7.5	0.58	Zielinski, DU .....	12	18.0	1.50
Moore, FS .....	13	7.5	0.58	Dockett, FS .....	13	16.5	1.27
Zielinski, DU .....	12	7.0	0.58	Starks, MD .....	13	15.5	1.19
Thomas, ST .....	13	7.0	0.54	Blackstock, VA .....	13	16.0	1.23
Alexander, DU .....	12	6.5	0.54	<b>Fox, GT .....</b>	<b>13</b>	<b>14.5</b>	<b>1.12</b>
Eli, MD .....	13	6.0	0.46	<b>Smith, GT .....</b>	<b>13</b>	<b>13.0</b>	<b>1.00</b>
Blackstock, VA .....	13	5.0	0.38	Thomas, ST .....	13	13.0	1.00

TURNOVER MARGIN .....	G	Fum	Int	Tot	— Gained —	— Lost —	Mar	Per/G
Florida State .....	13	18	15	33	Fum	Int	Tot	
Wake Forest .....	12	13	13	26	12	13	25	+8 0.62
Virginia .....	13	10	13	23	9	10	19	+7 0.58
Duke .....	12	10	11	21	6	12	18	+5 0.38
Clemson .....	13	9	14	23	9	8	17	+4 0.33
NC State .....	13	10	11	21	6	13	19	+4 0.31
<b>Georgia Tech .....</b>	<b>13</b>	<b>14</b>	<b>13</b>	<b>27</b>	12	7	19	+2 0.15
Maryland .....	13	6	12	18	11	7	18	+0 0.00
North Carolina .....	12	8	2	10	14	11	25	-15 -1.25

RED ZONE OFFENSE .....	G	RedZone	Percent	TDs	R/P	FG-AT	Fumb/Int/Downs/Other
Maryland .....	13	47-51	92.2	32	20/12	15-16	0/0/0/3
Virginia .....	13	47-54	87.0	32	16/16	15-15	1/1/2/3
NC State .....	13	47-57	82.5	35	16/19	12-17	0/1/3/1
<b>Georgia Tech .....</b>	<b>13</b>	<b>32-39</b>	<b>82.1</b>	<b>18</b>	<b>12/6</b>	<b>14-16</b>	<b>1/1/3/0</b>
Wake Forest .....	12	34-42	81.0	28	26/2	6-8	0/1/5/0
Clemson .....	13	41-52	78.8	27	17/10	14-18	1/4/2/0
Florida State .....	13	44-56	78.6	31	17/14	13-16	2/1/4/2
North Carolina .....	12	31-40	77.5	25	15/10	6-9	2/1/1/2
Duke .....	12	28-41	68.3	20	13/7	8-12	3/1/3/2

RED ZONE DEFENSE .....	G	RedZone	Percent	TDs	R/P	FG-AT	Fumb/Int/Downs/Other
Florida State .....	13	24-39	61.5	11	6/5	13-19	2/2/5/0
Clemson .....	13	29-38	76.3	21	11/10	8-10	1/2/3/1
Virginia .....	13	28-36	77.8	18	12/6	10-12	1/1/2/2
Maryland .....	13	21-26	80.8	17	11/6	4-6	0/1/2/0
<b>Georgia Tech .....</b>	<b>13</b>	<b>39-47</b>	<b>83.0</b>	<b>25</b>	<b>12/13</b>	<b>14-17</b>	<b>0/1/3/1</b>
Wake Forest .....	12	41-49	83.7	30	15/15	11-11	2/1/4/1
NC State .....	13	52-61	85.2	33	16/17	19-23	0/0/3/2
Duke .....	12	36-42	85.7	29	20/9	7-8	1/3/0/1
North Carolina .....	12	56-65	86.2	37	26/11	19-23	1/1/2/1

# SEASON REVIEW

## 2003 ACC STATISTICS

RUSHING.....CI	G	Att	Yards	Avg	TD	PG	RECEPTIONS.....CI	G	Rec	Yards	TD	Avg	PG
<b>P.J. Daniels, GT.....SO</b>	<b>13</b>	<b>283</b>	<b>1447</b>	<b>5.1</b>	<b>10</b>	<b>111.3</b>	Jerricho Cotchery, ST.....SR	13	86	1369	10	15.9	6.62
Chris Barclay, WF.....SO	12	235	1192	5.1	12	99.3	<b>Jonathan Smith, GT.....SR</b>	<b>13</b>	<b>78</b>	<b>1138</b>	<b>5</b>	<b>14.6</b>	<b>6.00</b>
Chris Douglas, DU.....SR	12	236	1138	4.8	6	94.8	Jarwarski Pollock, NC.....JR	12	71	745	1	10.5	5.92
Wali Lundy, VA.....SO	12	227	929	4.1	10	77.4	Kevin Youngblood, CU.....SR	13	70	897	2	12.8	5.38
Bruce Perry, MD.....SR	10	147	713	4.9	6	71.3	Heath Miller, VA.....SO	13	70	835	6	11.9	5.38
Josh Allen, MD.....SO	13	186	922	5.0	8	70.9	Tramain Hall, ST.....SO	13	69	799	7	11.6	5.31
Ronnie McGill, NC.....FR	12	128	654	5.1	7	54.5	Alvin Pearman, VA.....JR	13	63	518	4	8.2	4.85
Alvin Pearman, VA.....JR	13	134	643	4.8	4	49.5	Derrick Hamilton, CU.....JR	13	62	1026	10	16.5	4.77
Duane Coleman, CU.....SO	13	133	619	4.7	2	47.6	Craphonso Thorpe, FS.....JR	11	51	994	11	19.5	4.64
Greg Jones, FS.....SR	13	144	618	4.3	7	47.5	Airese Currie, CU.....JR	10	43	560	4	13.0	4.30

PASSING.....CI	G	Eff.	Att-Cmp	Int	Pct	Yds	TD	YPG	PUNT RETURN AVG.....CI	G	Ret	Yds	TD	Avg
Philip Rivers, ST.....SR	13	170.5	483 348	7	72.0	4491	34	345.5	<b>Jonathan Smith, GT.....SR</b>	<b>13</b>	<b>31</b>	<b>364</b>	<b>2</b>	<b>11.7</b>
Charlie Whitehurst, CU.....SO	13	135.6	465 288	13	61.9	3561	21	273.9	Tramain Hall, ST.....SO	13	19	202	2	10.6
Matt Schaub, VA.....SR	11	141.0	403 281	10	69.7	2952	18	268.4	Marques Hagans, VA.....SO	13	28	269	0	9.6
Chris Rix, FS.....JR	13	137.9	382 216	13	56.5	3107	23	239.0	Steve Suter, MD.....JR	12	37	334	2	9.0
Darian Durant, NC.....JR	12	125.4	389 234	10	60.2	2551	18	212.6	Derrick Hamilton, CU.....JR	13	29	218	0	7.5
Scott McBrien, MD.....SR	13	142.7	314 173	6	55.1	2672	19	205.5	Willie Idlette, WF.....FR	12	21	146	1	7.0
<b>Reggie Ball, GT.....FR</b>	<b>13</b>	<b>102.8</b>	<b>350 181</b>	<b>11</b>	<b>51.7</b>	<b>1996</b>	<b>10</b>	<b>153.5</b>	Lance Johnson, DU.....JR	12	21	105	0	5.0
Cory Randolph, WF.....SO	12	121.7	246 144	10	58.5	1773	8	147.8						
Mike Schneider, DU.....FR	10	96.5	208 97	6	46.6	1220	4	122.0						

TOTAL OFFENSE.....CI	G	Rush	Pass	Plys	Yds	YPG	KICK RETURN AVG.....CI	G	Ret	Yds	TD	Avg
Philip Rivers, ST.....SR	13	109	4491	561	4600	353.8	Michael Waddell, NC.....SR	11	15	475	1	31.7
Charlie Whitehurst, CU.....SO	13	45	3561	557	3606	277.4	Senterrio Landrum, DU JR	12	25	709	0	28.4
Matt Schaub, VA.....SR	11	-23	2952	429	2929	266.3	Mike Mason, NC.....FR	12	25	651	1	26.0
Chris Rix, FS.....JR	13	130	3107	471	3237	249.0	Justin Miller, CU.....SO	13	17	417	0	24.5
Darian Durant, NC.....JR	12	396	2551	480	2947	245.6	Antonio Cromartie, FS...FR	13	24	568	0	23.7
Scott McBrien, MD.....SR	13	259	2672	396	2931	225.5	Steve Suter, MD.....JR	12	15	351	0	23.4
<b>Reggie Ball, GT.....FR</b>	<b>13</b>	<b>384</b>	<b>1996</b>	<b>489</b>	<b>2380</b>	<b>183.1</b>	<b>Kenny Scott, GT.....FR</b>	<b>13</b>	<b>35</b>	<b>779</b>	<b>0</b>	<b>22.3</b>
Cory Randolph, WF.....SO	12	404	1773	340	2177	181.4	Willie Idlette, WF.....FR	12	20	410	0	20.5
Mike Schneider, DU.....FR	10	181	1220	292	1401	140.1	Lamont Reid, ST.....JR	11	14	275	0	19.6
<b>P.J. Daniels, GT.....SO</b>	<b>13</b>	<b>1447</b>	<b>0</b>	<b>283</b>	<b>1447</b>	<b>111.3</b>						

SCORING.....CI	G	TD	XPT	FG	PTS	PG	INTERCEPTIONS.....CI	G	Int	Yds	TD	Int/G
Nick Novak, MD.....JR	13	0	38	24	110	8.5	Almondo Curry, VA.....SR	14	6	133	1	0.43
Connor Hughes, VA.....SO	13	0	40	23	109	8.4	<b>James Butler, GT.....JR</b>	<b>13</b>	<b>5</b>	<b>18</b>	<b>0</b>	<b>0.38</b>
Xavier Beitia, FS.....JR	13	0	50	19	107	8.2	Jamaal Fudge, CU.....SO	13	4	66	0	0.31
Aaron Hunt, CU.....SR	13	0	38	18	92	7.1	Eric King, WF.....JR	12	3	127	1	0.25
Adam Kiker, ST.....SR	13	0	56	12	92	7.1	Leroy Smith, FS.....JR	13	3	122	1	0.23
Wali Lundy, VA.....SO	12	14	0	0	84	7.0	<b>Reuben Houston, GT..SO</b>	<b>13</b>	<b>3</b>	<b>65</b>	<b>0</b>	<b>0.23</b>
<b>Dan Burnett, GT.....SR</b>	<b>13</b>	<b>0</b>	<b>28</b>	<b>17</b>	<b>79</b>	<b>6.1</b>	Domon. Foxworth, MD...JR	13	3	64	1	0.23
Craphonso Thorpe, FS.....JR	11	11	0	0	66	6.0	Madieu Williams, MD...SR	13	3	10	0	0.23
Chris Barclay, WF.....SO	12	12	0	0	72	6.0	Leroy Hill, CU.....JR	13	3	4	0	0.23
Dan Orner, NC.....SR	12	0	33	12	69	5.8	Pat Watkins, FS.....SO	13	3	-8	0	0.23

ALL-PURPOSE.....CI	G	Rush	Rec	PR	KOR	Yards	Yd/G	PUNTING.....CI	G	Punt	Yds	Avg
Derrick Hamilton, CU.....JR	13	111	1026	218	380	1735	133.5	Ryan Plackemeier, WF..SO	12	57	2600	45.6
<b>Jonathan Smith, GT.....SR</b>	<b>13</b>	<b>45</b>	<b>1138</b>	<b>364</b>	<b>22</b>	<b>1569</b>	<b>120.7</b>	Austin Herbert, ST.....SR	13	53	2265	42.7
Chris Douglas, DU.....SR	12	1138	212	0	93	1443	120.2	Adam Podlesh, MD.....FR	13	53	2241	42.3
<b>P.J. Daniels, GT.....SO</b>	<b>13</b>	<b>1447</b>	<b>88</b>	<b>0</b>	<b>0</b>	<b>1535</b>	<b>118.1</b>	Jesse Stein, FS.....FR	13	57	2401	42.1
Chris Barclay, WF.....SO	12	1192	53	0	149	1394	116.2	Trey McDonald, DU.....JR	12	55	2236	40.7
Jerricho Cotchery, ST.....SR	13	32	1369	0	0	1401	107.8	Cole Chason, CU.....FR	13	58	2238	38.6
Alvin Pearman, VA.....JR	13	643	518	38	128	1327	102.1	Tom Hagan, VA.....SO	13	63	2193	34.8
Steve Suter, MD.....JR	12	58	471	334	351	1214	101.2					
Tramain Hall, ST.....SO	13	142	799	202	160	1303	100.2					
Wali Lundy, VA.....SO	12	929	253	0	0	1182	98.5					

RECEIVING YARDS.....CI	G	Rec	Yards	TD	Avg.	YPG	FIELD GOALS.....CI	G	FG	LP	Pct	PG
Jerricho Cotchery, ST.....SR	13	86	1369	10	15.9	105.3	Nick Novak, MD.....JR	13	24	32	75.0	1.85
Craphonso Thorpe, FS.....JR	11	51	994	11	19.5	90.4	Connor Hughes, VA.....SO	13	23	25	92.0	1.77
<b>Jonathan Smith, GT.....SR</b>	<b>13</b>	<b>78</b>	<b>1138</b>	<b>5</b>	<b>14.6</b>	<b>87.5</b>	Xavier Beitia, FS.....JR	13	19	25	76.0	1.46
Derrick Hamilton, CU.....JR	13	62	1026	10	16.5	78.9	Aaron Hunt, CU.....SR	13	18	26	69.2	1.38
Kevin Youngblood, CU.....SR	13	70	897	2	12.8	69.0	<b>Dan Burnett, GT.....SR</b>	<b>13</b>	<b>17</b>	<b>21</b>	<b>81.0</b>	<b>1.31</b>
Heath Miller, VA.....SO	13	70	835	6	11.9	64.2	Dan Orner, NC.....SR	12	12	16	75.0	1.00
Jason Anderson, WF.....JR	12	44	751	6	17.1	62.6	Adam Kiker, ST.....SR	13	12	17	70.6	0.92
Jarwarski Pollock, NC.....JR	12	71	745	1	10.5	62.1	Brent Garber, DU.....JR	12	7	12	58.3	0.58
Tramain Hall, ST.....SO	13	69	799	7	11.6	61.5	Matt Brooks, DU.....SR	11	6	9	66.7	0.55
P.K. Sam, FS.....JR	13	50	735	5	14.7	56.5	Ryan Plackemeier, WF..SO	12	5	7	71.4	0.42



## A Tradition of Excellence

**N**ow in its 52nd year of competition, the ACC has long enjoyed the reputation as one of the strongest and most competitive intercollegiate conferences in the nation.

Since the league's inception in 1953, ACC schools have captured 91 national championships, including 47 in women's competition and 44 in men's. NCAA individual titles have been won by ACC student-athletes 116 times in men's competition and 57 times in women's action.

The conference had an immediate impact on the national college football scene in the fall of 1953 when Maryland captured the first of what would eventually be four national football titles for the ACC. Clemson laid claim to the league's second national title in 1981, Georgia Tech followed suit in 1990 while Florida State pocketed the ACC's fourth and fifth national titles in 1994 and 1999. In addition, new ACC member Miami has laid claim to five national gridiron titles over the past 21 seasons.

The 11 schools that take to the field this fall under the ACC banner have produced 474 first or second team gridiron All-Americans and 68 first-team academic all-Americans.

The current 11 ACC teams have had 1,911 players selected in the annual professional football draft, including 173 first round selections. A year ago, the nine ACC institutions had 160 former players on NFL rosters during the regular season or playoffs.

The ACC is the nation's winningest bowl conference as the 11 current teams are a combined 119-106-5 (.528) in post-season play.

Following its 5-1 bowl mark in 2003, the ACC is the only conference to have a winning bowl record in each of the past three seasons. Over the past three years, the ACC is 13-6 in post-season play and has the best bowl winning percentage (.684) among all BCS conferences. In 2003, the ACC set an NCAA record when seven of its nine teams (78%) received bowl bids.

Georgia Tech is the winningest bowl team in Division I-A history. Following its 52-10 win over Tulsa in last year's Humanitarian Bowl, the Yellow Jackets are 21-11 (.656) while USC (.642) is second.

For the first time in league history, ACC schools surpassed the 3,000,000 mark in total attendance in 2003 and for the fourth-straight year, the league set new single season records in attendance. In 58 home games during the 2003 season, ACC teams drew 3,006,841 fans, breaking the existing record of 2,944,936 set during the 2002 season.

### 2003-04 In Review

**D**uring the 2003-04 academic year, the ACC won three national team titles and six individual NCAA crowns. The conference has won 48 national team titles over the last 14 years. The ACC's 2003-04 national champions were Wake Forest in field hockey, North Carolina in women's soccer and Virginia in women's lacrosse.

The ACC produced three national Players of the Year, one national Rookie of the Year and four national Coach of the Year recipients, while 167 ACC student-athletes earned first, second or third-team All-America honors.

### The Championships

**T**he ACC will conduct championship competition in 25 sports during in 2004-05, including 12 for men and 13 for women.

The first ACC championship was held in swimming on February 25, 1954 at NC State. The 12 sports for men include football, cross country, soccer, basketball, swimming, indoor and outdoor track, wrestling, baseball, tennis, golf and lacrosse.

Women's sports were initiated in 1977 with the first championship held in tennis at Wake Forest, October 6-8. Championships for women are now conducted in cross country, volleyball, field hockey, soccer, basketball, swimming, indoor and outdoor track, tennis, golf, lacrosse, softball and rowing.

## ACC MEMBERS

**BOSTON COLLEGE**—Accepted an invitation on Oct. 17, 2003, to join the league for the 2005-06 year.

**CLEMSON**—Charter member of the ACC in 1953.

**DUKE**—Charter member of the ACC in 1953.

**FLORIDA STATE**—Joined the ACC Sept. 15, 1990.

**GEORGIA TECH**—Charter member of the SIAA in 1894, charter member of the SC in 1921, charter member of the SEC in 1932, joined the ACC on April 3, 1978.

**MARYLAND**—Charter member of the ACC in 1953.

**MIAMI**—Joined the ACC July 1, 2004.

**NORTH CAROLINA**—Charter member of the ACC in 1953.

**NC STATE**—Charter member of the ACC in 1953.

**VIRGINIA**—Joined the ACC in December, 1953.

**VIRGINIA TECH**—Joined the ACC July 1, 2004.

**WAKE FOREST**—Charter member of the ACC in 1953.



### Georgia Tech Wins Sportsmanship Award

Georgia Tech was named the recipient of the first-ever Atlantic Coast Conference Sportsmanship School of the Year Award.

The Yellow Jackets won sportsmanship awards in 2004 in women's indoor track, women's tennis and men's and women's outdoor track. A traveling trophy will be on display at Georgia Tech for one year.

The concept of the sportsmanship awards was created by the ACC Student Athlete Advisory Committee to recognize teams who earned the utmost regard from their peers during competition.

### A History

**T**he Atlantic Coast Conference was founded on May 8, 1953, at the Sedgefield Inn near Greensboro, N.C. when the seven charter members—Clemson, Duke, Maryland, North Carolina, North Carolina State, South Carolina and Wake Forest—withdrew from the Southern Conference. On June 14, 1953, those seven schools met in Raleigh, N.C., where a set of by-laws was adopted and the name officially became the Atlantic Coast Conference, which was suggested by Duke's Eddie Cameron and unanimously approved.

On December 4, 1953, conference officials met again at Sedgefield and officially admitted Virginia. The first, and only, withdrawal of a school from the ACC came on June 30, 1971 when South Carolina tendered its resignation.

The conference operated with seven members until April 3, 1978, when Georgia Tech was admitted. The Atlanta school withdrew from the Southeastern Conference in January of 1964.

The ACC expanded to nine members on July 1, 1991, with the addition of Florida State.

The conference expanded to 11 members on July 1, 2004, with the addition of the University of Miami and Virginia Polytechnic Institute and State University. On October 17, 2004, Boston College accepted an invitation to become the league's 12th member starting with the 2005-06 academic year.

# BOWL SCHEDULE

BOWL (Site)	DATE / TIME (ET)	STADIUM (Capacity)	TIE-INS	TV	LAST SEASON'S RESULT
<b>WYNDHAM NEW ORLEANS</b> New Orleans, La.	Tue., Dec. 14 8 p.m.	Louisiana Superdome (75,000)	Sun Belt C-USA	ESPN2	Memphis 27 North Texas 17
<b>MAZDA TANGERINE</b> Orlando, Fla.	Tue., Dec. 21 7:30 p.m.	Citrus Bowl (70,000)	ACC Big 12	ESPN	NC State 56 Kansas 26
<b>GMAC</b> Mobile, Ala.	Wed., Dec. 22 8 p.m.	Ladd Peebles Stadium (42,000)	C-USA MAC	ESPN	Miami (Ohio) 49 Louisville 28
<b>PLAINSCAPITAL FORTH WORTH</b> Fort Worth, Texas	Thu., Dec. 23 6:30 p.m.	Amon Carter Stadium (46,000)	Big 12 C-USA	ESPN	Boise State 34 TCU 31
<b>LAS VEGAS</b> Las Vegas, Nev.	Thu., Dec. 23 9:45 p.m.	Sam Boyd Stadium (40,000)	Mountain West Pac-10	ESPN	Oregon State 55 New Mexico 14
<b>SHERATON HAWAII</b> Honolulu, Hi.	Fri., Dec. 24 7 p.m.	Aloha Stadium (50,000)	C-USA WAC	ESPN	Hawaii 54 Houston 48
<b>MPC COMPUTERS</b> Boise, Idaho	Mon., Dec. 27 2 p.m.	Bronco Stadium (30,000)	ACC WAC	ESPN	Georgia Tech 52, Tulsa 10
<b>MOTOR CITY</b> Detroit, Mich.	Mon., Dec. 27 5:30 p.m.	Ford Field (80,368)	MAC Big Ten	ESPN	Bowling Green 28 Northwestern 24
<b>INDEPENDENCE</b> Shreveport, La.	Tue., Dec. 28 6:30 p.m.	Independence Stadium (50,459)	SEC Big 12	ESPN	Arkansas 27 Missouri 14
<b>INSIGHT</b> Phoenix, Ariz.	Tue., Dec. 28 9:45 p.m.	Banc One Ballpark (50,000)	Pac-10 Big East/ND	ESPN	California 52 Virginia Tech 49
<b>EV1.net HOUSTON</b> Houston, Texas	Wed., Dec. 29 4:30 p.m.	Reliant Stadium (69,500)	Big 12 SEC	ESPN	Texas Tech 38 Navy 14
<b>MASTERCARD ALAMO</b> San Antonio, Texas	Wed., Dec. 29 8 p.m.	Alamodome (65,000)	Big Ten Big 12	ESPN	Nebraska 17 Michigan State 3
<b>CONTINENTAL TIRE</b> Charlotte, N.C.	Thu., Dec. 30 1 p.m.	Ericsson Stadium (72,350)	ACC Big East	ESPN2	Virginia 23 Pittsburgh 16
<b>EMERALD SAN FRANCISCO</b> San Francisco, Calif.	Thu., Dec. 30 4:30 p.m.	Pacific Bell Park (40,000)	Pac-10 Mountain West	ESPN2	California 52 Virginia Tech 49
<b>PACIFIC LIFE HOLIDAY</b> San Diego, Calif.	Thu., Dec. 30 8 p.m.	Qualcomm Stadium (70,000)	Big 12 Pac-10	ESPN	Washington State 28 Texas 24
<b>SILICON VALLEY</b> San Jose, Calif.	Thu., Dec. 30 11 p.m.	Spartan Stadium (30,578)	WAC Pac-10	ESPN2	Fresno State 17 UCLA 9
<b>GAYLORD HOTELS MUSIC CITY</b> Nashville, Tenn.	Fri., Dec. 31 12 noon	Adelphia Coliseum (67,000)	SEC Big 10	ESPN	Auburn 28 Wisconsin 14
<b>VITALIS SUN</b> El Paso, Texas	Fri., Dec. 31 2 p.m.	Sun Bowl (51,171)	Big Ten Pac-10	CBS	Minnesota 31 Oregon 30
<b>AUTOZONE LIBERTY</b> Memphis, Tenn.	Fri., Dec. 31 3:30 p.m.	Liberty Bowl Memorial (62,921)	C-USA Mountain West	ESPN	Utah 17 Southern Miss 0
<b>CHICK-FIL-A PEACH</b> Atlanta, Ga.	Fri., Dec. 31 7:30 p.m.	Georgia Dome (71,228)	SEC ACC	ESPN	Clemson 27 Tennessee 14
<b>OUTBACK</b> Tampa, Fla.	Sat., Jan. 1 11 a.m.	Raymond James Stadium (65,005)	SEC Big Ten	ESPN	Iowa 37 Florida 17
<b>SBC COTTON</b> Dallas, Texas	Sat., Jan. 1 11 a.m.	Cotton Bowl (68,252)	SEC Big 12	FOX	Mississippi 31 Oklahoma State 28
<b>TOYOTA GATOR</b> Jacksonville, Fla.	Sat., Jan. 1 12:30 p.m.	Alltel Stadium (76,940)	ACC Big East/ND	NBC	Maryland 41 West Virginia 7
<b>CAPITAL ONE</b> Orlando, Fla.	Sat., Jan. 1 1 p.m.	Citrus Bowl (70,000)	SEC Big Ten	ABC	Georgia 34 Purdue 27
<b>ROSE</b> Pasadena, Calif.	Sat., Jan. 1 4:30 p.m.	Rose Bowl (93,000)	BCS	ABC	Southern California 28 Michigan 14
<b>TOSTITOS FIESTA</b> Tempe, Ariz.	Sat., Jan. 1 8 p.m.	Sun Devil Stadium (73,471)	BCS	ABC	Ohio State 35 Kansas 28
<b>NOKIA SUGAR</b> New Orleans, La.	Mon., Jan. 3 8 p.m.	Louisiana Superdome (75,000)	BCS	ABC	LSU 21 Oklahoma 14
<b>FEDEX ORANGE</b> Miami, Fla.	Tue., Jan. 4 8 p.m.	Pro Player Stadium (75,192)	BCS Title Game	ABC	Miami 16 Florida State 14



# SCOUTING REPORTS

## SAMFORD

**Sept. 4 • Bobby Dodd Stadium/  
Grant Field • Atlanta, Ga.**

### GENERAL INFORMATION

**Location:** Birmingham, Ala.  
**Enrollment:** 4,366  
**Founded:** 1841  
**Nickname:** Bulldogs  
**Colors:** Red and Blue  
**Conference:** Ohio Valley  
**Stadium:** Seibert Stadium (6,700)  
**Surface:** Natural grass  
**President:** Dr. Thomas E. Corts  
**Director of Athletics:** Bob Roller



**Head Coach  
Bill Gray**

### 2004 OUTLOOK

**Offensive Formation:** Multiple  
**Defensive Formation:** Multiple  
**Lettermen Returning/Lost:** 43/13  
**Starters Returning/Lost:** 15/9  
**Off./Def./Spec. Starters Returning:** 9/5/1  
**2003 Record:** 7-4, 5-3 OVC  
**2003 Bowl:** N/A  
**Series Record:** Tech leads 5-0  
**Last Meeting:** 1945, Tech 43, Howard 0  
(Howard later renamed Samford)



**Efrem Hill**

### COACHING STAFF

**Head Coach:** Bill Gray (Mississippi College, 1983)  
**Record at Samford:** 15-12 (3rd year)  
**Career Record:** 15-12 (3rd year)  
**Office Phone:** (801) 422-2916  
**Assistant Coaches:** Rick Herzog, Linebackers; Doug Meacham, Offensive Coordinator/Offensive Line; Mike O'Toole, Defensive Coordinator/Defensive Backs; Rory Segrest, Defensive Line; David Armstrong, Quarterbacks/Running Backs; Aryvia Holmes, Graduate Assistant; Adam Caine, Defensive Assistant; Tommy Rohling, Strength and Conditioning

### SPORTS INFORMATION STAFF

**SID Phone:** (205) 726-2799  
**Football SID:** Joey Mullins  
**e-mail:** jmmulli1@samford.edu  
**SID:** Everett Hutto  
**Mailing Address:** 800 Lakeshore Drive, Birmingham, Ala. 35229  
**Press Box Phone:** (205) 726-2143; (205) 726-2144

**SID Fax:** (205) 726-2545  
**Home Phone:** (205) 532-3477  
**Website:** www.samfordsports.com  
**e-mail:** eehutto@samford.edu

### 2004 SCHEDULE

Aug. 28 West Alabama  
Sept. 4 at Georgia Tech  
Sept. 11 Furman  
Sept. 25 at SE Missouri State  
Oct. 2 Eastern Kentucky  
Oct. 9 at Murray State  
Oct. 16 UT-Martin  
Oct. 23 at Tennessee State  
Oct. 30 Tennessee Tech  
Nov. 6 at Jacksonville State  
Nov. 20 Eastern Illinois

### 2003 RESULTS

aW 31-23 Chattanooga  
hW 44-28 West Alabama  
aL 17-37 San Diego State  
hW 41-31 SE Missouri State  
aL 10-13 Eastern Kentucky  
hW 35-6 Murray State  
aW 57-22 UT-Martin  
hL 24-29 Tennessee State  
aW 42-24 Tennessee Tech  
hL 49-32 Jacksonville State  
aW 17-14 Eastern Illinois

## CLEMSON

**Sept. 11 • Memorial Stadium  
Clemson, S.C.**

### GENERAL INFORMATION

**Location:** Clemson, S.C.  
**Enrollment:** 17,101  
**Founded:** 1889  
**Nickname:** Tigers  
**Colors:** Burnt Orange and Northwest Purple  
**Conference:** Atlantic Coast  
**Stadium:** Clemson Memorial Stadium (81,473)  
**Surface:** Natural grass  
**President:** James F. Barker  
**Director of Athletics:** Terry Don Phillips



**Head Coach  
Tommy Bowden**

### 2004 OUTLOOK

**Offensive Formation:** Multiple  
**Defensive Formation:** Multiple  
**Lettermen Returning/Lost:** 57/20  
**Starters Returning/Lost:** 15/9  
**Off./Def./Spec. Starters Returning:** 7/7/1  
**2003 Record:** 9-4, 5-3 ACC  
**2003 Bowl:** Peach Bowl (d. Tennessee 27-14)  
**Series Record:** Tech leads 43-23-2  
**Last Meeting:** 2003, Clemson 39, Tech 3



**Charlie  
Whitehurst**

### COACHING STAFF

**Head Coach:** Tommy Bowden (West Virginia '77)  
**Record at Clemson:** 38-24 (6th year)  
**Career Record:** 56-28 (8th year)  
**Office Phone:** (864) 656-2796  
**Assistant Coaches:** Brad Scott, Assistant Head Coach/Offensive Coordinator/Tight Ends; Mike O'Cain, Quarterbacks; David Blackwell, Recruiting Coordinator/Linebackers; Burton Burns, Running Backs; Ron West, Offensive Line; John Lovett, Defensive Coordinator/Secondary; Thielen Smith, Whips/Receivers; Jack Hines, Tight Ends/Defensive Ends; Dabo Swinney, Wide Receivers

### SPORTS INFORMATION STAFF

**SID Phone:** (864) 656-2114  
**Football SID:** Tim Bourret  
**e-mail:** btimoeth@clemson.edu  
**SID:** Brian Hennessey  
**Mailing Address:** PO Box 31, Clemson, S.C. 29633  
**Press Box Phone:** (864) 654-3326

**SID Fax:** (864) 656-0299  
**Home Phone:** (864) 356-3791  
**Website:** www.clemsontigers.com  
**e-mail:** bhennes@clemson.edu

### 2004 SCHEDULE

Sept. 4 Wake Forest  
Sept. 11 Georgia Tech  
Sept. 18 at Texas A&M  
Sept. 25 at Florida State  
Oct. 7 at Virginia  
Oct. 16 Utah State  
Oct. 23 Maryland  
Oct. 30 NC State  
Nov. 6 at Miami  
Nov. 13 at Duke  
Nov. 20 South Carolina

### 2003 RESULTS

hL 0-30 Georgia  
hW 28-17 Furman  
hW 37-14 Middle Tennessee St.  
aW 39-3 Georgia Tech  
aL 7-21 Maryland  
hW 30-27 Virginia  
aL 15-17 NC State  
hW 36-28 North Carolina  
aL 17-45 Wake Forest  
hW 26-10 Florida State  
hW 40-7 Duke  
aW 63-17 South Carolina  
nW 27-14 Tennessee

# SCOUTING REPORTS

## NORTH CAROLINA

**Sept. 18 - Kenan Memorial Stadium  
Chapel Hill, N.C.**

### GENERAL INFORMATION

**Location:** Chapel Hill, N.C.  
**Enrollment:** 25,971  
**Founded:** 1789  
**Nickname:** Tar Heels  
**Colors:** Carolina Blue and White  
**Conference:** Atlantic Coast  
**Stadium:** Kenan Memorial Stadium (60,000)  
**Surface:** Natural grass  
**Chancellor:** Dr. James Moeser  
**Director of Athletics:** Dick Baddour



**Head Coach  
John Bunting**

### 2004 OUTLOOK

**Offensive Formation:** Multiple I  
**Defensive Formation:** Multiple 4-3  
**Lettermen Returning/Lost:** 49/14  
**Starters Returning/Lost:** 18/7  
**Off./Def./Spec. Starters Returning:** 7/8/3  
**2003 Record:** 2-10, 1-7 ACC  
**Series Record:** Tech leads 20-16-3  
**Last Meeting:** 2003, Tech 41, UNC 24



**Darian Durant**

### COACHING STAFF

**Head Coach:** John Bunting (North Carolina, 1972)  
**Record at North Carolina:** 10-15 (3rd year)  
**Career Record:** 48-29-2 (8th year)  
**Office Phone:** (919) 966-2575  
**Assistant Coaches:** Gunter Brewer, Wide Receivers; Ken Browning, Tight Ends; Hal Hunter, Offensive Line; John Gutekunst, Defensive Coordinator; Marvin Sanders, Co-Defensive Coordinator/Defensive Backs; Andre Powell, Running Backs; Gary Tranquill, Offensive Coordinator/Quarterbacks; James Webster, Assistant Head Coach/Special Teams Coordinator; Brad Lawing, Defensive Line/Recruiting Coordinator

### SPORTS INFORMATION STAFF

**SID Phone:** (919) 962-2123  
**Football SID:** Kevin Best  
**e-mail:** kbest@unca.unc.edu  
**SID:** Steve Kirschner  
**Mailing Address:** PO Box 2126, Chapel Hill, N.C. 27514  
**Press Box Phone:** (919) 962-2123

**SID Fax:** (919) 962-0612  
**Home Phone:** (919) 484-1424  
**Website:** www.tarheelblue.com  
**e-mail:** skirschner@unca.unc.edu

### 2004 SCHEDULE

Sept. 4 William & Mary  
Sept. 11 at Virginia  
Sept. 18 Georgia Tech  
Sept. 25 Louisville  
Oct. 2 at Florida State  
Oct. 9 NC State  
Oct. 16 at Utah  
Oct. 30 Miami  
Nov. 6 Virginia Tech  
Nov. 13 at Wake Forest  
Nov. 20 at Duke

### 2003 RESULTS

hL 0-37 Florida State  
hL 47-49 Syracuse  
aL 27-38 Wisconsin  
aL 34-47 North Carolina State  
hL 13-38 Virginia  
aW 28-17 East Carolina  
hL 31-33 Arizona State  
aL 28-36 Clemson  
aL 21-59 Maryland  
hW 42-34 Wake Forest  
aL 24-41 Georgia Tech  
hL 22-30 Duke

## MIAMI

**Oct. 2 - Bobby Dodd Stadium/  
Grant Field - Atlanta, Ga.**

### GENERAL INFORMATION

**Location:** Coral Gables, Fla.  
**Enrollment:** 14,978  
**Founded:** 1926  
**Nickname:** Hurricanes  
**Colors:** Orange, Green and White  
**Conference:** Atlantic Coast  
**Stadium:** Orange Bowl (72,319)  
**Surface:** Natural grass  
**President:** Dr. Donna E. Shalala  
**Director of Athletics:** Paul Dee



**Head Coach  
Larry Coker**

### 2004 OUTLOOK

**Offensive Formation:** Pro Set  
**Defensive Formation:** 4-3 Multiple  
**Lettermen Returning/Lost:** 46/23  
**Starters Returning/Lost:** 12/12  
**Off./Def./Spec. Starters Returning:** 6/4/2  
**2003 Record:** 11-2, 6-1 Big East  
**2003 Bowl:** Orange Bowl (d. Florida State 16-14)  
**Series Record:** Tech leads 6-3  
**Last Meeting:** 1999, Miami 28, Tech 13 (Toyota Gator Bowl)



**Brock Berlin**

### COACHING STAFF

**Head Coach:** Larry Coker (Northeastern State '70)  
**Record at Miami:** 35-3 (4th year)  
**Career Record:** 35-3 (4th year)  
**Office Phone:** (864) 656-2796  
**Assistant Coaches:** Randy Shannon, Defensive Coordinator; Dan Werner, Offensive Coordinator/Quarterbacks; Mario Cristobal, Tight Ends; Vernon Hargreaves, Linebackers; Curtis Johnson, Receivers; Art Kehoe, Assistant Head Coach/Offensive Line; Greg Mark, Defensive Line; Don Soldinger, Special Teams Coordinator/Running Backs; Tim Walton, Defensive Backs

### SPORTS INFORMATION STAFF

**SID Phone:** (305) 284-3244  
**Football SID:** Josh Maxson  
**e-mail:** jmaxson@miami.edu  
**SID:** Mark Pray  
**Mailing Address:** 5821 San Amaro Drive, Coral Gables, Fla. 33146  
**Press Box Phone:** N/A

**SID Fax:** (305) 284-2807  
**Home Phone:** (305) 788-6996  
**Website:** www.hurricanesports.com  
**e-mail:** mpray@miami.edu

### 2004 SCHEDULE

Sept. 6 Florida State  
Sept. 18 Louisiana Tech  
Sept. 23 at Houston  
Oct. 2 at Georgia Tech  
Oct. 14 Louisville  
Oct. 23 at NC State  
Oct. 30 at North Carolina  
Nov. 6 Clemson  
Nov. 13 at Virginia  
Nov. 20 Wake Forest  
Dec. 4 Virginia Tech

### 2003 RESULTS

aW 48-9 Louisiana Tech  
hW 38-33 Florida  
hW 38-3 East Carolina  
aW 33-14 Boston College  
hW 22-20 West Virginia  
aW 22-14 Florida State  
hW 52-14 Temple  
aL 7-31 Virginia Tech  
aL 6-10 Tennessee  
hW 17-10 Syracuse  
hW 34-10 Rutgers  
aW 24-14 Pittsburgh  
nW 16-14 Florida State



# SCOUTING REPORTS

## MARYLAND

**Oct. 9 • Byrd Stadium  
College Park, Md.**

### GENERAL INFORMATION


**Location:** College Park, Md.  
**Enrollment:** 34,160  
**Founded:** 1807  
**Nickname:** Terrapins, Terps  
**Colors:** Red, White, Black and Gold  
**Conference:** Atlantic Coast  
**Stadium:** Byrd Stadium (51,500)  
**Surface:** Natural grass  
**President:** Dr. C.D. Mote, Jr.  
**Director of Athletics:** Deborah A. Yow



**Head Coach  
Ralph Friedgen**

### 2004 OUTLOOK

**Offensive Formation:** Multiple  
**Defensive Formation:** Multiple  
**Lettermen Returning/Lost:** 39/25  
**Starters Returning/Lost:** 11/8  
**Off./Def./Spec. Starters Returning:** 5/4/2  
**2003 Record:** 10-3, 6-2 ACC  
**2003 Bowl:** Gator Bowl (d. West Virginia, 41-7)  
**Series Record:** Tech leads 11-5  
**Last Meeting:** 2003, Tech 7, Maryland 3



**Damonique  
Foxworth**

### COACHING STAFF

**Head Coach:** Ralph Friedgen (Maryland '70)  
**Record at Maryland:** 31-8 (4th year)  
**Career Record:** 31-8 (4th year)  
**Office Phone:** (301) 314-7095  
**Assistant Coaches:** Charlie Taaffe, Offensive Coordinator/Quarterbacks; Tim Banks, Inside Linebackers; Gary Blackney, Defensive Coordinator/Secondary; Tom Brattain, Offensive Line; James Franklin, Wide Receivers/Recruiting Coordinator; Bill O'Brien, Running Backs; Ray Rychleski, Special Teams Coordinator/Tight Ends; Al Seamonson, Outside Linebackers/Special Teams; Dave Sollazzo, Defensive Line

### SPORTS INFORMATION STAFF

**SID Phone:** (301) 314-7064  
**Football SID:** Greg Creese  
**e-mail:** gcreese@umd.edu  
**SID:** Doug Dull  
**Mailing Address:** 2725 Comcast Center, College Park, Md. 20742-0295  
**Press Box Phone:** (301) 405-7810

**SID Fax:** (301) 314-9094  
**Home Phone:** (301) 887-1199  
**Website:** www.umterps.com  
**e-mail:** ddull@umd.edu

### 2004 SCHEDULE

Sept. 4 Northern Illinois  
Sept. 11 Temple  
Sept. 18 at West Virginia  
Sept. 25 at Duke  
Oct. 9 Georgia Tech  
Oct. 16 NC State  
Oct. 23 at Clemson  
Oct. 30 Florida State  
Nov. 6 at Virginia  
Nov. 18 at Virginia Tech  
Nov. 27 Wake Forest

### 2003 RESULTS

aL 13-20 Northern Illinois  
aL 10-35 Florida State  
hW 61-0 Citadel  
hW 34-7 West Virginia  
aW 37-13 Eastern Michigan  
hW 21-7 Clemson  
hW 33-20 Duke  
aL 3-7 Georgia Tech  
hW 59-21 North Carolina  
hW 27-17 Virginia  
aW 26-24 NC State  
aW 41-28 Wake Forest  
nW 41-7 West Virginia

## DUKE

**Oct. 16 • Bobby Dodd Stadium/  
Grant Field • Atlanta, Ga.**

### GENERAL INFORMATION


**Location:** Durham, N.C.  
**Enrollment:** 6,347  
**Founded:** 1838  
**Nickname:** Blue Devils  
**Colors:** Royal Blue and White  
**Conference:** Atlantic Coast  
**Stadium:** Wallace Wade Stadium (33,941)  
**Surface:** Natural grass  
**President:** Dr. Richard H. Brodhead  
**Director of Athletics:** Joe Alleva



**Head Coach  
Ted Roof**

### 2004 OUTLOOK

**Offensive Formation:** Multiple  
**Defensive Formation:** Multiple  
**Lettermen Returning/Lost:** 39/22  
**Starters Returning/Lost:** 13/12  
**Off./Def./Spec. Starters Returning:** 5/7/1  
**2003 Record:** 4-8, 2-6 ACC  
**2003 Bowl:** N/A  
**Series Record:** Tech leads 40-30-1  
**Last Meeting:** 2003, Duke 41, Tech 17



**Phillip  
Alexander**

### COACHING STAFF

**Head Coach:** Ted Roof (Georgia Tech '87)  
**Record at Duke:** 2-3 (1st year)  
**Career Record:** 2-3 (1st year)  
**Office Phone:** (919) 684-2635  
**Assistant Coaches:** David Kelly, Associate Head Coach/Wide Receivers; Glenn Spencer, Assistant Head Coach/Recruiting Coordinator/Defensive Backs; Marty Galbraith, Offensive Coordinator/Tight Ends; Jerry Azzinaro, Co-Defensive Coordinator; Scott Brown, Co-Defensive Coordinator/Defensive Line; Fred Chatham, Special Teams Coordinator/Running Backs; Tom Knotts, Quarterbacks; Brad Sherrod, Linebackers; Don Yanowsky, Offensive Line

### SPORTS INFORMATION STAFF

**SID Phone:** (919) 684-2633  
**Football SID:** Art Chase  
**e-mail:** chasea@duke.edu  
**SID:** Jon Jackson  
**Mailing Address:** Box 90557, Durham, N.C. 27708-0557  
**Press Box Phone:** (919) 684-4203

**SID Fax:** (919) 684-2489  
**Home Phone:** (919) 942-3485  
**Website:** www.goduke.com  
**e-mail:** sid@duke.edu

### 2004 SCHEDULE

Sept. 4 at Navy  
Sept. 11 at Connecticut  
Sept. 18 at Virginia Tech  
Sept. 25 Maryland  
Oct. 2 Citadel  
Oct. 16 at Georgia Tech  
Oct. 23 Virginia  
Oct. 30 at Wake Forest  
Nov. 6 at Florida State  
Nov. 13 Clemson  
Nov. 20 North Carolina

### 2003 RESULTS

aL 0-27 Virginia  
hW 29-3 Western Carolina  
hW 27-24 Rice  
hL 10-28 Northwestern  
hL 7-56 Florida State  
aL 20-33 Maryland  
hL 13-42 Wake Forest  
hL 21-28 NC State  
aL 6-23 Tennessee  
hW 41-17 Georgia Tech  
aL 7-40 at Clemson  
aW 30-22 North Carolina

# SCOUTING REPORTS

## VIRGINIA TECH

**Oct. 28 · Bobby Dodd Stadium/  
Grant Field · Atlanta, Ga.**

### GENERAL INFORMATION

**Location:** Blacksburg, Va.  
**Enrollment:** 28,000  
**Founded:** 1872  
**Nickname:** Hokies  
**Colors:** Chicago Maroon and Burnt Orange  
**Conference:** Atlantic Coast  
**Stadium:** Lane Stadium/Worsham Field (65,115)  
**Surface:** Green Tech ITM natural grass  
**President:** Dr. Charles W. Steger  
**Director of Athletics:** Jim Weaver



**Head Coach  
Frank Beamer**

### 2004 OUTLOOK

**Offensive Formation:** Multiple  
**Defensive Formation:** 4-3  
**Lettermen Returning/Lost:** 41/16  
**Starters Returning/Lost:** 9/13  
**Off./Def./Spec. Starters Returning:** 4/5/1  
**2003 Record:** 8-5, 4-3 Big East  
**2003 Bowl:** Insight Bowl (l. California, 49-52)  
**Series Record:** GT leads 1-0  
**Last Meeting:** 1990, Ga. Tech 6, Va. Tech 3



**Bryan Randall**

### COACHING STAFF

**Head Coach:** Frank Beamer (Virginia Tech '69)  
**Record at Virginia Tech:** 125-75-2 (18th year)  
**Career Record:** 167-97-4 (24th year)  
**Office Phone:** (540) 231-6731  
**Assistant Coaches:** Billy Hite, Associate Head Coach/Running Backs; Bud Foster, Defensive Coordinator/Inside Linebackers; Bryan Stinespring, Offensive Coordinator/Offensive Line; Jim Cavanaugh, Recruiting Coordinator/Strong Safeties/Outside Linebackers; Tony Ball, Wide Receivers; Danny Pearman, Tight Ends/Offensive Tackles; Kevin Rogers, Quarterbacks; Lorenzo Ward, Defensive Backfield; Charley Wiles, Defensive Line

### SPORTS INFORMATION STAFF

**SID Phone:** (540) 231-6726  
**Football SID:** Bryan Johnston  
**e-mail:** blj@vt.edu  
**SID:** Dave Smith  
**Mailing Address:** Jamerson Athletic Center, Room 460, Blacksburg, Va. 24061-0502  
**Press Box Phone:** (540) 231-4905

**SID Fax:** (540) 231-6984  
**Home Phone:** (540) 998-5908  
**Website:** www.hokiesports.com  
**e-mail:** vtsid@vt.edu

### 2004 SCHEDULE

Aug. 28 vs. Southern Cal  
Sept. 11 Western Michigan  
Sept. 18 Duke  
Sept. 25 NC State  
Oct. 2 West Virginia  
Oct. 9 at Wake Forest  
Oct. 16 Florida A&M  
Oct. 28 at Georgia Tech  
Nov. 6 at North Carolina  
Nov. 18 Maryland  
Nov. 27 Virginia  
Dec. 4 at Miami

### 2003 RESULTS

hW 49-28 UCF  
hW 43-0 James Madison  
hW 35-19 Texas A&M  
hW 47-13 Connecticut  
aW 48-22 Rutgers  
hW 51-7 Syracuse  
aL 7-28 West Virginia  
hW 31-7 Miami  
aL 28-31 Pittsburgh  
aW 24-23 Temple  
hL 27-34 Boston College  
aL 21-35 Virginia  
nL 49-52 California

## NC STATE

**Nov. 6 · Carter-Finley Stadium  
Raleigh, N.C.**

### GENERAL INFORMATION

**Location:** Raleigh, N.C.  
**Enrollment:** 29,637  
**Founded:** 1887  
**Nickname:** Wolfpack  
**Colors:** Red and White  
**Conference:** Atlantic Coast  
**Stadium:** Carter-Finley Stadium (53,800)  
**Surface:** Natural grass  
**Chancellor:** Dr. Robert A. Barnhardt (interim)  
**Director of Athletics:** Lee Fowler



**Head Coach  
Chuck Amato**

### 2004 OUTLOOK

**Offensive Formation:** Multiple  
**Defensive Formation:** 4-3  
**Lettermen Returning/Lost:** 41/18  
**Starters Returning/Lost:** 17/7  
**Off./Def./Spec. Starters Returning:** 8/9/0  
**2003 Record:** 8-5, 4-4 ACC  
**2003 Bowl:** Mazda Tangerine Bowl (d. Kansas, 56-26)  
**Series Record:** Tech leads 15-8  
**Last Meeting:** 2003, Tech 29, NC State 21



**Ricky  
Fowler**

### COACHING STAFF

**Head Coach:** Chuck Amato (NC State '69)  
**Record at NC State:** 26-12 (4th year)  
**Career Record:** 26-12 (4th year)  
**Office Phone:** (919) 515-2114  
**Assistant Coaches:** Doc Holliday, Assistant Head Coach/Wide Receivers; Noel Mazzone, Offensive Coordinator; Curt Cignetti, Tight Ends; Michael Canales, Quarterbacks; Joe Pate, Defensive Line; Chris Demarest, Defensive Backs; Manny Diaz, Linebackers; Greg Williams, Secondary; Dick Portee, Running Backs; Mike Barry, Offensive Line

### SPORTS INFORMATION STAFF

**SID Phone:** (919) 515-2102  
**Football SID:** Annabelle Vaughan  
**e-mail:** annabelle\_vaughan@ncsu.edu  
**SID:** Bill Newton  
**Mailing Address:** Box 8501, Raleigh, N.C. 27695-8501  
**Press Box Phone:** (919) 515-3393

**SID Fax:** (919) 515-2898  
**Home Phone:** (919) 858-9763  
**Website:** www.gopack.com  
**e-mail:** bill\_newton@ncsu.edu

### 2004 SCHEDULE

Sept. 4 Richmond  
Sept. 18 Ohio State  
Sept. 25 at Virginia Tech  
Oct. 2 Wake Forest  
Oct. 9 at North Carolina  
Oct. 16 at Maryland  
Oct. 23 Miami  
Oct. 30 at Clemson  
Nov. 6 Georgia Tech  
Nov. 11 Florida State  
Nov. 27 East Carolina  
(Charlotte)

### 2003 RESULTS

hW 59-20 Western Carolina  
aL 24-38 at Wake Forest  
aL 38-44 Ohio State  
hW 49-21 Texas Tech  
hW 47-34 North Carolina  
aL 21-29 Georgia Tech  
hW 31-24 Connecticut  
hW 17-15 Clemson  
aW 28-21 Duke  
hW 51-37 Virginia  
aL 44-50 Florida State  
hL 24-26 Maryland  
nW 56-26 Kansas



# SCOUTING REPORTS

## CONNECTICUT

**Nov. 13 • Bobby Dodd Stadium/  
Grant Field • Atlanta, Ga.**

### GENERAL INFORMATION

**Location:** Storrs, Conn.  
**Enrollment:** 25,842  
**Founded:** 1881  
**Nickname:** Huskies  
**Colors:** National Flag Blue and White  
**Conference:** Big East  
**Stadium:** Rentschler Field (40,000)  
**Surface:** Natural grass  
**President:** Dr. Philip E. Austin  
**Director of Athletics:** Jeffrey A. Hathaway



**Head Coach  
Randy Edsall**

### 2004 OUTLOOK

**Offensive Formation:** Multiple  
**Defensive Formation:** 4-3  
**Lettermen Returning/Lost:** 37/18  
**Starters Returning/Lost:** 17/7  
**Off./Def./Spec. Starters Returning:** 9/7/1  
**2003 Record:** 9-3  
**2003 Bowl:** None  
**Series Record:** Tech leads 1-0  
**Last Meeting:** 2002, Tech 31, UConn 14



**Dan Orlovsky**

### COACHING STAFF

**Head Coach:** Randy Edsall (Syracuse '80)  
**Record at UConn:** 24-33 (6th year)  
**Career Record:** 24-33 (6th year)  
**Office Phone:** (860) 486-2718  
**Assistant Coaches:** Norries Wilson, Offensive Coordinator/Centers/Guards; Hank Hughes, Defensive Coordinator/Defensive Line; Rob Ambrose, Quarterbacks; Lyndon Johnson, Recruiting Coordinator/Outside Linebackers; Scott Lakatos, Defensive Backs; Vinny Marino, Wide Receivers; Dave McMichael, Special Teams Coordinator/Tight Ends/Tackles; Todd Orlando, Linebackers; Terry Richardson, Running Backs

### SPORTS INFORMATION STAFF

**SID Phone:** (860) 486-3531  
**Football SID:** Leigh Torbin  
**e-mail:** leigh.torbin@uconn.edu  
**SID:** Mike Enright  
**Mailing Address:** 2095 Hillside Road, Storrs, Conn. 06269-3078  
**Press Box Phone:** (860) 610-4700

**SID Fax:** (860) 486-5085  
**Home Phone:** (860) 617-5928  
**Website:** www.uconnhuskies.com  
**e-mail:** mike.enright@uconn.edu

### 2004 SCHEDULE

Sept. 4 Murray State  
Sept. 11 Duke  
Sept. 17 at Boston College  
Sept. 25 Army  
Sept. 30 Pittsburgh  
Oct. 13 West Virginia  
Oct. 23 Temple  
Oct. 30 at Syracuse  
Nov. 13 at Georgia Tech  
Nov. 20 Buffalo  
Nov. 25 at Rutgers

### 2003 RESULTS

hW 34-10 Indiana  
aW 48-21 Army  
hL 14-24 Boston College  
aW 38-7 Buffalo  
aL 13-47 Virginia Tech  
hW 35-17 Lehigh  
aL 24-31 North Carolina State  
aW 34-31 Kent State  
hW 38-37 Akron  
hW 41-27 Western Michigan  
hW 38-31 Rutgers  
aW 51-17 Wake Forest

## VIRGINIA

**Nov. 20 • Bobby Dodd Stadium/  
Grant Field • Atlanta, Ga.**

### GENERAL INFORMATION

**Location:** Charlottesville, Va.  
**Enrollment:** 19,197  
**Founded:** 1819  
**Nicknames:** Cavaliers, Wahoos, 'Hoos  
**Colors:** Orange and Blue  
**Conference:** Atlantic Coast  
**Stadium:** Carl Smith Center at Scott Stadium (61,500)  
**Surface:** Prescription Athletic Turf  
**President:** John T. Casteen, III  
**Director of Athletics:** Craig Littlepage



**Head Coach  
Al Groh**

### 2004 OUTLOOK

**Offensive Formation:** Multiple Pro Style  
**Defensive Formation:** Multiple Seven-Man Front  
**Lettermen Returning/Lost:** 39/16  
**Starters Returning/Lost:** 17/7  
**Off./Def./Spec. Starters Returning:** 8/8/1  
**2003 Record:** 8-5, 4-4 ACC  
**2003 Bowl:** Continental Tire (d. Pittsburgh, 23-16)  
**Series Record:** Tech leads 13-12-1  
**Last Meeting:** 2003, Virginia 29, Tech 17



**Ahmad Brooks**

### COACHING STAFF

**Head Coach:** Al Groh (Virginia '67)  
**Record at Virginia:** 22-17 (4th year)  
**Career Record:** 48-57 (10th year)  
**Office Phone:** (434) 982-5900  
**Assistant Coaches:** Dan Rocco, Assistant Head Coach/Linebackers; Al Golden, Defensive Coordinator; Ron Prince, Offensive Coordinator/Offensive Line; Mark D'Onofrio, Tight Ends/Special Teams; John Garrett, Wide Receivers; Mike Groh, Quarterbacks; Mike London, Defensive Line/Recruiting Coordinator; Anthony Poindexter, Running Backs; Bob Price, Defensive Backs;

### SPORTS INFORMATION STAFF

**SID Phone:** (434) 982-5500  
**Football SID:** Michael Colley  
**e-mail:** mcc7k@virginia.edu  
**SID:** Rich Murray  
**Mailing Address:** PO Box 400821, Charlottesville, Va. 22904-4821  
**Press Box Phone:** (434) 296-5910

**SID Fax:** (434) 982-5525  
**Home Phone:** (434) 975-5477  
**Website:** www.virginiaspports.com  
**e-mail:** rjm4e@virginia.edu

### 2004 SCHEDULE

Sept. 4 at Temple  
Sept. 11 North Carolina  
Sept. 18 Akron  
Sept. 25 Syracuse  
Oct. 7 Clemson  
Oct. 16 at Florida State  
Oct. 23 at Duke  
Nov. 6 Maryland  
Nov. 13 Miami  
Nov. 20 at Georgia Tech  
Nov. 27 at Virginia Tech

### 2003 RESULTS

hW 27-0 Duke  
aL 7-31 South Carolina  
aW 59-16 Western Michigan  
hW 27-24 Wake Forest  
aW 38-13 North Carolina  
aL 27-30 Clemson  
hL 14-19 Florida State  
hW 24-0 Troy State  
aL 37-51 North Carolina State  
aL 17-27 Maryland  
hW 29-17 Georgia Tech  
hW 35-21 Virginia Tech  
nW 23-16 Pittsburgh

# SCOUTING REPORTS

## GEORGIA

**Nov. 29 - Sanford Stadium  
Athens, Ga.**

### GENERAL INFORMATION

**Location:** Athens, Ga.  
**Enrollment:** 32,400  
**Founded:** 1785  
**Nickname:** Bulldogs  
**Colors:** Red and Black  
**Conference:** Southeastern  
**Stadium:** Sanford Stadium (92,058)  
**Surface:** Natural grass  
**President:** Dr. Michael F. Adams  
**Director of Athletics:** Vincent J. Dooley



**Head Coach  
Mark Richt**

### 2004 OUTLOOK

**Offensive Formation:** Pro Style  
**Defensive Formation:** Multiple 4-3  
**Lettermen Returning/Lost:** 51/16  
**Starters Returning/Lost:** 20/6  
**Off./Def./Spec. Starters Returning:** 10/7/3  
**2003 Record:** 11-3, 6-2 SEC  
**2003 Bowl:** Capital One Bowl (d. Purdue, 34-27-OT)  
**Series Record:** Georgia leads 55-38-5  
**Last Meeting:** 2003 Georgia 34, Tech 17



**David  
Pollack**

### COACHING STAFF

**Head Coach:** Mark Richt (Miami '82)  
**Record at Georgia:** 32-8 (4th year)  
**Career Record:** 32-8 (4th year)  
**Office Phone:** (706) 542-1515  
**Assistant Coaches:** Brian Van Gorder, Defensive Coordinator/  
Linebackers; Neil Callaway, Offensive Coordinator/Offensive Line;  
John Eason, Asst. Head Coach/Wide Receivers; Mike Bobo,  
Quarterbacks; Jon Fabris, Defensive Ends; Rodney Garner, Defensive  
Line/Recruiting Coordinator; David Johnson, Tight Ends; Willie  
Martinez, Secondary; Ken Rucker, Running Backs

### SPORTS INFORMATION STAFF

**SID Phone:** (706) 542-1621 **SID Fax:** (706) 542-9339  
**Football SID:** Claude Felton **Home Phone:** (706) 543-3910  
**e-mail:** cfelton@sports.uga.edu **Website:** www.georgiadogs.com  
**SID:** Tim Hix **e-mail:** thix@sports.uga.edu  
**Mailing Address:** PO Box 1472, Athens, Ga. 30603  
**Press Box Phone:** (706) 542-7780; (706) 542-7781

### 2004 SCHEDULE

Sept. 4 Georgia Southern  
Sept. 11 at South Carolina  
Sept. 18 Marshall  
Oct. 2 LSU  
Oct. 9 Tennessee  
Oct. 16 Vanderbilt  
Oct. 23 at Arkansas  
Oct. 30 Florida (Jacksonville)  
Nov. 6 at Kentucky  
Nov. 13 at Auburn  
Nov. 27 Georgia Tech

### 2003 RESULTS

aW 30-0 Clemson  
hW 29-10 Middle Tennessee  
hW 31-7 South Carolina  
aL 10-17 LSU  
hW 37-23 Alabama  
aW 41-14 Tennessee  
aW 27-8 Vanderbilt  
hW 16-13 UAB  
nL 13-16 Florida  
hW 26-7 Auburn  
hW 30-10 Kentucky  
aW 34-17 Georgia Tech  
nL 13-34 LSU  
nW 34-27 Purdue

## FLORIDA STATE

### 2004 SCHEDULE

Sept. 4 at Miami  
Sept. 18 UAB  
Sept. 25 Clemson  
Oct. 2 North Carolina  
Oct. 9 at Syracuse  
Oct. 16 Virginia  
Oct. 23 at Wake Forest  
Oct. 30 at Maryland  
Nov. 6 Duke  
Nov. 11 at NC State  
Nov. 20 Florida

### 2003 RESULTS

aW 37-0 North Carolina  
hW 35-10 Maryland  
hW 14-13 Georgia Tech  
hW 47-7 Colorado  
aW 56-7 Duke  
hL 14-22 Miami  
aW 19-14 Virginia  
hW 48-24 Wake Forest  
aW 37-0 Notre Dame  
aL 10-26 Clemson  
hW 50-44 NC State  
aW 38-34 Florida  
nL 14-16 Miami

## WAKE FOREST

### 2004 SCHEDULE

Sept. 4 at Clemson  
Sept. 11 at East Carolina  
Sept. 18 North Carolina A&T  
Sept. 25 Boston College  
Oct. 2 at NC State  
Oct. 9 Virginia Tech  
Oct. 23 Florida State  
Oct. 30 Duke  
Nov. 13 North Carolina  
Nov. 20 at Miami  
Nov. 27 at Maryland

### 2003 RESULTS

aW 32-28 Boston College  
hW 38-24 North Carolina State  
hL 10-16 Purdue  
hW 34-16 East Carolina  
aL 24-27 Virginia  
hL 7-24 Georgia Tech  
aW 42-13 Duke  
aL 24-48 Florida State  
hW 45-17 Clemson  
aL 34-42 North Carolina  
hL 17-51 Connecticut  
hL 28-41 Maryland

## MOST FREQUENT OPPONENTS

School .....	Games	First	Last
Georgia .....	98	1893	2003
Auburn .....	91	1892	2003
Duke .....	71	1933	2003
Clemson .....	68	1898	2003

## LONGEST CONTINUOUS SERIES

School .....	Games	Years
Auburn .....	81	1905-1987
Georgia .....	79	1925-Active
Duke .....	71	1933-Active



# SERIES RESULTS

## GEORGIA TECH vs. 2004 OPPONENTS

### CLEMSON • 43-23-2

**H: 39-13-2, A: 4-8, N: 0-2**

**Series Notes:** Clemson has won three in a row, following a four-game winning streak by Tech . . . Six straight meetings from 1996 through 2001 were decided by exactly three points, including four straight Tech victories from 1997-00 . . . Eleven of the 14 meetings since 1990 have been decided by five points or fewer . . . The series began in 1898 but Tech did not make its first trip to Clemson until 1974, the 44th game in the series . . . Tech has winning streaks of 15 games (1908-34) and 10 games (1953-68) in the series.

Year	GT	Opp	Result
1898 (@Augusta, Ga.)	nL		0-23
1899 (@Greenville, S.C.)	nL		5-41
1902	hL		5-44
1903	hL		0-73
1904	hT		11-11
1905	hW		17-12
1906	hL		0-10
1907	hL		5-6
1908	hW		30-6
1909	hW		29-3
1910	hW		34-0
1911	hW		31-0
1912	hW		23-0
1913	hW		34-0
1914	hW		26-6
1918	hW		28-0
1919	hW		28-0
1920	hW		7-0
1921	hW		48-7
1922	hW		21-7
1932	hW		32-14
1933	hW		39-2
1934	hW		12-7
1936	hL		13-14
1937	hW		7-0
1943	15	hW	41-6
1944	*10	hW	51-0
1945		hL	7-21
1953	6	hW	20-7
1958	17	hW	13-0
1959	7	6	hW 16-6
1962		hW	26-9
1963		hW	27-0
1964		hW	14-7
1965		hW	38-6
1966	9	hW	13-12
1967		hW	10-0
1968		hW	24-21
1969		hL	10-21
1970	15	hW	28-7
1971		hW	24-14
1972		hW	31-9
1973		hW	29-21
1974		aL	17-21

1975		hW	33-28
1976		hT	24-24
1977		hL	14-31
1983		aL	14-41
1984	18	13	hW 28-21
1985		aW	14-3
1986		hL	3-27
1987	9	aL	12-33
1988	12	hL	13-30
1989	14	aW	30-14
1990	18/15	15/14	hW 21-19
1991	19/18	7/5	aL 7-9
1992	16/14	hW	20-16
1993		aL	13-16
1994		aL	10-20
1995		hL	3-24
1996	22/24	aL	25-28
1997	17/21	hW	23-20
1998 (Th.)	22/23	aW	24-21
1999	13/14	hW	45-42
2000	5/4	aW	31-28
2001	9/11	nr/25 (ot)	hL 44-47
2002		hL	19-24
2003		hL	39-3

### CONNECTICUT • 1-0

**H: 0-0, A: 1-0**

**Series Notes:** Georgia Tech and Connecticut are meeting for just the second time, and the Huskies are making their first trip to Atlanta . . . UConn head coach Randy Edsall served as Tech's defensive coordinator in 1998 before moving to Storrs.

Year	GT	Opp	Result
2002		aW	31-14

### DUKE • 40-30-1

**H: 23-12-1, A: 17-18**

**Series Notes:** Tech has won eight of the last nine and 12 of the last 14 meetings with Duke . . . The Jackets have won four in a row in Atlanta, where Duke's last win was in 1994 . . . The two teams have met every year since 1933, making it the Jackets' second-oldest continuous series, behind the Tech-Georgia rivalry . . . The only schools that Tech has played more than Duke (71) are Georgia (98) and Auburn (91) . . . The Blue Devils are coached by former Tech star Ted Roof, who was an all-ACC linebacker with the Jackets in 1985 and also served as a Tech assistant coach from 1998-2001 . . . The Duke staff also includes former Tech player and assistant coach Glenn Spencer as well as two other former Tech assistants in David Kelly and Marty Galbraith.

Year	GT	Opp	Result
1933		hW	6-0
1934		aL	0-20
1935		hW	6-0
1936		aL	6-19
1937		*10	hL 19-20
1938		9*	aL 0-6
1939		12	hL 6-7
1940		18	aL 7-41
1941		4	hL 0-14
1942		5	aW 26-7
1943		18	hL 7-14
1944		5	aL 13-19
1945		18	hL 6-14
1946	16	19	aW 14-0
1947	6	9	hW 7-0
1948	6		aW 19-7

**JOHNNY GRESHAM**  
carries the ball against Duke in this 1963 Tech victory. The Jackets and Blue Devils have met every year since 1933, with Tech winning eight of the last nine games.



# SERIES RESULTS

1949	.....	hL	14-27
1950	.....	aL	21-30
1951	..... 5 .....	hT	14-14
1952	..... 4 ..... 6 .....	aW	28-7
1953	..... 12 ..... 15 .....	hW	13-10
1954	..... 16 .....	aL	20-21
1955	..... 12 ..... 17 .....	hW	27-0
1956	..... 2 .....	aW	7-0
1957	..... 7 .....	hW	13-0
1958	.....	aW	10-8
1959	..... 9 .....	hL	7-10
1960	..... 15 .....	aL	0-6
1961	.....	hW	21-0
1962	.....	aW	20-9
1963	.....	hW	30-6
1964	..... 8 .....	aW	21-8
1965	..... 6 .....	hW	35-23
1966	.....	aW	48-7
1967	.....	hW	19-7
1968	.....	aL	30-46
1969	.....	hW	20-7
1970	.....	aW	24-16
1971	.....	hW	21-0
1972	.....	aL	14-20
1973	.....	hW	12-10
1974	.....	aL	0-9
1975	.....	hW	21-6
1976	.....	aL	7-31
1977	.....	hL	24-25
1978	.....	aL	10-28
1979	.....	hW	24-14
1980	.....	aL	12-17
1981	.....	hL	24-38
1982	.....	hL	21-38
1983	.....	aL	26-32
1984	.....	hW	31-3
1985	.....	aW	9-0
1986	.....	hW	34-6
1987	.....	aL	14-48
1988	.....	hL	21-31
1989	.....	aL	19-30
1990	..... 16/12 .....	hW	48-31
1991	.....	aW	17-6
1992	.....	hW	20-17
1993	.....	aW	47-14
1994	.....	hL	12-27
1995	.....	aW	37-21
1996 (Thurs.)	.....	hW	48-22
1997	.....	aW	41-38
1998	.....	hW	41-13
1999	..... 8/9 .....	aW	38-31
2000	.....	hW	45-10
2001	..... 17/17 .....	aW	37-10
2002	.....	hW	17-2
2003	.....	aL	17-41

## FLORIDA STATE • 7-12-1

**H: 7-6-1, A: 0-6**

**Series Notes:** Florida State has won all 12 meetings since joining the ACC in 1992 but leads the series by a 12-7-1 margin . . . FSU is the only ACC school with a winning record



**MALCOLM KING** races for the end zone on this 31-yard touchdown run in Tech's 35-18 victory over Georgia in Athens in 1984.

against Tech . . . Tech nearly became the first ACC team to knock off the Seminoles in 1992, leading 24-14 with less than four minutes to play before Charlie Ward rallied FSU to a 29-24 victory . . . The Yellow Jackets are winless (0-5) in Tallahassee.

Year	GT	Opp	Result
1952	..... 2 .....	hW	30-0
1955	..... 13 .....	hW	34-0
1958	.....	hW	17-3
1962	.....	hT	14-14
1963	.....	hW	15-7
1970	.....	hW	23-13
1971	.....	hW	12-6
1975	.....	hW	30-0
1992	..... 16/17 .....	6/6 hL	24-29
1993	.....	1/1 aL	0-51
1994	.....	8/6 hL	10-41
1995	.....	1/1 aL	10-42
1996	.....	3/2 hL	3-49
1997	..... 21/25 .....	3/3 aL	0-38
1998	..... 20/19 .....	6/6 hL	7-34
1999	..... 10/10 .....	1/1 aL	35-41
2000	.....	2/2 hL	21-26
2001	.....	aL	17-28
2002	.....	17/18 hL	13-21
2003	.....	10/11 aL	13-14

## GEORGIA • 38-55-5

**H: 25-29-4, A: 13-26-1**

**Series Notes:** Tech's 51-48 overtime win in 1999 was the highest scoring game in the series and featured 1,104 yards of total offense . . .

Tech and Georgia have met 98 times, including every year since 1925 (79 consecutive years) . . . The Tech-Georgia series began in 1893, when the Rambling Wreck travelled to Athens and won, 28-6, for the first football victory in school history, following an 0-3 inaugural season in 1892.

Year	GT	Opp	Result
1893	.....	aW	28-6
1897	.....	aL	0-28
1898	.....	aL	0-15
1899	.....	aL	0-20
1900	.....	hL	0-12
1902	.....	hT	0-0
1903	.....	hL	0-38
1904	.....	hW	23-6
1905	.....	hW	46-0
1906	.....	aW	17-0
1907	.....	hW	10-6
1909	.....	hW	12-6
1910	.....	hL	6-11
1911	.....	hL	0-5
1912	.....	hL	0-20
1913	.....	hL	0-14
1914	.....	hW	7-0
1915	.....	hT	0-0
1916	.....	hW	21-0
1925	.....	hW	3-0
1926	.....	hL	13-14
1927	.....	hW	12-0
1928	.....	hW	20-6
1929	.....	aL	6-12
1930	.....	hL	0-13
1931	.....	hL	6-35



# SERIES RESULTS

1932	.....	hT	0-0
1933	.....	hL	6-7
1934	.....	aL	0-7
1935	.....	hW	19-7
1936	.....	aL	6-16
1937	.....	hT	6-6
1938	.....	aT	0-0
1939	.....	hW	13-0
1940	.....	aL	19-21
1941	..... 20 .....	hL	0-21
1942	..... 2 ..... 5 .....	aL	0-34
1943	..... 14 .....	hW	48-0
1944	.....	hW	44-0
1945	.....	hL	0-33
1946	..... 7 ..... 3 .....	aL	7-35
1947	..... 9 .....	hW	7-0
1948	..... 12 .....	aL	13-21
1949	.....	hW	7-6
1950	.....	aW	7-0
1951	..... 6 .....	hW	48-6
1952	..... 3 .....	aW	23-9
1953	..... 10 .....	hW	28-12
1954	.....	aW	7-3
1955	..... 9 .....	hW	21-3
1956	..... 4 .....	aW	35-0
1957	.....	hL	0-7
1958	.....	aL	3-16
1959	..... 6 .....	hL	14-21
1960	.....	aL	6-7
1961	..... 2 .....	hW	22-7
1962	.....	aW	37-6
1963	.....	hW	14-3
1964	.....	aL	0-7
1965	.....	hL	7-17
1966	..... 5 ..... 7 .....	aL	14-23
1967	.....	hL	14-21
1968	..... 4 .....	aL	8-47
1969	.....	hW	6-0
1970	..... 16 .....	aW	17-7
1971 (Thanksgiving)	..... 7 .....	hL	24-28
1972	.....	aL	7-27
1973	.....	hL	3-10
1974	.....	aW	34-14
1975 (Thanksgiving)	..... 15 .....	hL	26-42
1976	..... 4 .....	aL	10-13
1977	.....	hW	16-7
1978	..... 11 .....	aL	28-29
1979	.....	hL	3-16
1980	..... 1 .....	aL	20-38
1981	..... 3 .....	hL	7-44
1982	..... 1 .....	aL	18-38
1983	..... 7 .....	hL	24-27
1984	..... 18 .....	aW	35-18
1985	..... 20 .....	hW	20-16
1986	..... 18 .....	aL	24-31
1987	..... 14 .....	hL	16-30
1988	..... 20 .....	aL	3-24
1989	.....	hW	33-22
1990	..... 2/3 .....	aW	40-23
1991	..... 25/nr .....	hL	15-18
1992	..... 9/10 .....	aL	17-31
1993 (Thanksgiving)	.....	hL	10-43
1994 (Friday)	.....	aL	10-48

1995 (Thanksgiving)	.....	hL	17-18
1996	.....	aL	10-19
1997	..... 14/14 .....	hL	24-27
1998	..... 17/18 ..... 12/12 .....	aW	21-19
1999	..... 20/16 ..... 16/21 .... (ot)	hW	51-48
2000	..... 18/19 ..... 19/18 .....	aW	27-15
2001	..... 21/19 ..... 19/23 .....	hL	17-31
2002	.....	5/5 .....	aL 7-51
2003	.....	5/5 .....	hL 17-34

## MARYLAND • 11-5

**H: 7-1, A: 4-4**

**Series Notes:** The Jackets have won five of the last seven meetings . . . Six times since 1995, Tech and Maryland have met in a Thursday night ESPN game, with each team winning three times . . . In both 1990 and 1995, the Jackets held Maryland to negative rushing yardage; Tech set a school record by limiting the Terps to minus-20 yards in 1990 and then topped that in 1995 with minus-30 yards . . . Maryland head coach Ralph Friedgen spent nine years as Tech's offensive coordinator, serving from 1987-91 under Bobby Ross and from 1997-01 under George O'Leary . . . Terps assistant coach Bill O'Brien worked at Tech from 1995-2002 as a graduate assistant and then assistant coach, including his last two seasons as the Jackets' offensive coordinator . . . Maryland assistant Dave Sollazzo also served two years at Tech.

Year	.....	GT	.....	Opp	.....	Result
1988	.....	.....	.....	aL	.....	8-13
1989	.....	.....	.....	hW	.....	28-24
1990	..... 23/18 .....	.....	.....	aW	.....	31-3
1991	.....	.....	.....	hW	.....	34-10
1992	..... 17/17 .....	.....	.....	aW	.....	28-26
1993	.....	.....	.....	hW	.....	38-0
1994	.....	.....	.....	aL	.....	27-42
1995 (Thurs.)	..... 16/17 .....	.....	.....	hW	.....	31-3
1996 (Thurs.)	.....	.....	.....	aL	.....	10-13
1997	.....	.....	.....	hW	.....	37-18
1998	..... 23/24 .....	.....	.....	a1W	.....	31-14
1999 (Th.)	..... 10/12 .....	.....	.....	hW	.....	49-31
2000	..... 20/22 .....	.....	.....	aW	.....	35-22
2001 (Th.)	..... 15/15 ..... 22/20 .... (ot)	.....	.....	hL	.....	17-20
2002 (Thurs.)	.....	.....	.....	aL	.....	10-34
2003 (Thurs.)	.....	.....	.....	hW	.....	7-3

*a1-Ravens Stadium, Baltimore, Md.*

## MIAMI, FLA. • 6-3

**H: 6-1, A: 0-1, N: 0-1**

**Series Notes:** With Miami's move into the ACC this season, Tech and the Hurricanes are meeting for just the second time since 1978 . . . The two schools played in the 1999 Toyota Gator Bowl, which Miami won, 28-13 . . . Tech has won six of the seven meetings at Bobby Dodd Stadium/Grant Field, including four in a row . . . The Hurricanes last win in Atlanta was in 1968.

1955	..... *10 .....	hW	14-6
1964	.....	hW	20-0
1967	.....	aL	7-49
1968	..... nr ..... 15 .....	hL	7-10
1970	..... 19 .....	hW	31-21
1975	.....	hW	38-23
1977	.....	hW	10-6
1978	.....	hW	24-19
1999	..... 17/15 ..... 23/23 .....	n1L	13-28

*n1-Toyota Gator Bowl*

## NORTH CAROLINA 20-16-3

**H: 13-7, A: 7-9-3**

**Series Notes:** Georgia Tech has won six in a row over the Tar Heels . . . UNC's last win in the series was in 1997, when the then fifth-ranked Heels won, 16-13 . . . Tech's 31-24 win in 1999 was the first overtime game in school history . . . Tech has won three in a row in Chapel Hill to end a nine-game winless streak there that dated back to 1945.

Year	.....	GT	.....	Opp	.....	Result
1915	.....	.....	.....	hW	.....	23-3
1916	.....	.....	.....	hW	.....	10-6
1927	.....	.....	.....	hW	.....	13-0
1928	.....	.....	.....	aW	.....	20-7
1929	.....	.....	.....	hL	.....	7-18
1930	.....	.....	.....	aT	.....	6-6
1931	.....	.....	.....	aT	.....	19-19
1932	.....	.....	.....	aW	.....	43-14
1933	.....	.....	.....	aW	.....	10-6
1934	.....	.....	.....	hL	.....	0-26
1935	.....	.....	.....	aL	.....	0-19
1943	.....	.....	.....	hW	.....	20-7
1944	..... *10 .....	.....	.....	hW	.....	28-0
1945	.....	.....	.....	aW	.....	20-14
1974	.....	.....	.....	hW	.....	29-28
1980	.....	..... 10 .....	.....	aL	.....	0-33
1981	.....	..... 6 .....	.....	hL	.....	7-28
1982	.....	..... 12 .....	.....	aL	.....	0-41
1983	.....	..... 5 .....	.....	hL	.....	21-38
1984	.....	.....	.....	aL	.....	17-24
1985	.....	.....	.....	hW	.....	31-0
1986	.....	.....	.....	aL	.....	20-21
1987	.....	.....	.....	hL	.....	23-30
1988	.....	.....	.....	aL	.....	17-20
1989	.....	.....	.....	hW	.....	17-14
1990	..... 11/11 .....	.....	.....	aT	.....	13-13
1991	.....	.....	.....	hW	.....	35-14
1992	..... 19/19 .....	.....	.....	aL	.....	14-26
1993	.....	..... 14/13 .....	.....	hL	.....	3-41
1994	.....	..... 14/14 .....	.....	aL	.....	24-31
1995	.....	.....	.....	hW	.....	27-25
1996	.....	..... 11/13 .....	.....	aL	.....	0-16
1997 (Thur.)	.....	..... 5/5 .....	.....	hL	.....	13-16
1998	.....	.....	.....	aW	.....	43-21
1999	.....	..... 7/8 .....	..... (ot)	hW	.....	31-24
2000	.....	.....	.....	aW	.....	42-28
2001 (Th.)	..... 23/21 ..... 22/nr .....	.....	.....	hW	.....	28-21
2002	.....	.....	.....	aW	.....	21-13
2003	.....	.....	.....	hW	.....	41-24

# SERIES RESULTS

## NC STATE • 15-8

**H: 10-2, A: 5-6**

**Series Notes:** Georgia Tech has won eight of the last nine against the Wolfpack . . . Tech has won seven in a row at home and 10 of the 12 meetings in Atlanta, where NC State's only wins were in 1984 and 1988 . . . Tech's 1983 victory over the Wolfpack was its first ACC win.

Year	GT	Opp	Result
1918		hW	128-0
1922		hW	17-0
1983		aW	20-10
1984	12	hL	22-27
1985		aW	28-18
1986		hW	59-21
1987		aL	0-17
1988		nr/25	hL 6-14
1989		aL	28-38
1990		hW	21-13
1991	21/23	19/18	aL 21-28
1992	23/23	21/18	hW 16-13
1993		aL	23-28
1994		22/20	aL 13-21
1995		hW	27-19
1996		aW	28-16
1997	25/nr	hW	27-17
1998		23/23	aW 47-24
1999	7/7	hW	48-21
2000 (Thur.)		(ot) aL	23-30
2001		23/25	hW 27-17
2002		8/10	aW 24-17
2003		hW	29-21

## SAMFORD • 5-0

**H: 3-0, A: 2-0**

**Series Notes:** From 1903-45, Tech played five games against Howard, as Samford was once known; the Jackets won all five games by shutout, outscoring Howard, 170-0 . . . Tech's Chan Gailey served as the Samford head coach in 1993, posting a 5-6 record.

Year	GT	Opp	Result
1903		aW	37-0
1911		aW	28-0
1939		hW	35-0
1940		hW	27-0
1945		hW	43-0

## VIRGINIA • 13-12-1

**H: 11-5, A: 2-7-1**

**Series Notes:** Georgia Tech recorded two wins over Top 10 teams in the 1990s and both came at the hands of Virginia by the same 41-38 margin . . . The Jackets have dropped their last six games in Charlottesville since defeating then No. 1 Virginia in 1990 . . . The home team has won the last nine meetings . . . The Cavaliers have won eight of the last 12

games against Tech . . . Tech defensive coordinator Jon Tenuta is a Virginia graduate who lettered three years for the Cavaliers.

Year	GT	Opp	Result
1965		hW	42-19
1966	5	hW	14-13
1974		hW	28-24
1976		hW	35-14
1982		hW	38-32
1983 (Thur.)		hW	31-27
1984	20	aT	20-20
1985		hL	13-24
1986		aW	28-14
1987		hL	14-23
1988		aL	16-17
1989		hL	10-17
1990	16/14	1/1	aW 41-38
1991 (Th.)	17/19	hW	24-21
1992	22/20	20/19	aL 24-55
1993 (Thur.)		25/23	hL 14-35
1994		hL	7-24
1995		16/17	aL 14-41
1996		12/11	hW 13-7
1997		aL	31-35
1998	25/25	7/6	hW 41-38
1999	7/7	aL	38-45
2000 (Th.)	24/nr	hW	35-0
2001	20/17	aL	38-39
2002		hW	23-15
2003		aL	17-29

## VIRGINIA TECH • 1-0

**H: 1-0, A: 0-0**

**Series Notes:** The two teams were about to play in the 2000 BCA Bowl at Blacksburg, but the game was cancelled due to lightning just prior to kickoff . . . The only other meeting occurred in 1990, when Tech won, 6-3, on Scott Sisson's 38-

yard field goal with eight seconds left, which preserved the Jackets' undefeated season.

Year	GT	Opp	Result
1990	7/7	hW	6-3

## WAKE FOREST • 19-7

**H: 11-4, A: 8-3**

**Series Notes:** Tech has won seven of the last nine meetings . . . The Jackets have won six of the last seven meetings in Winston-Salem.

Year	GT	Opp	Result
1917		hW	33-0
1919		hW	14-0
1920		hW	44-0
1921		hW	42-0
1982		aW	45-7
1983		hW	49-33
1984		aW	24-7
1985		hW	41-10
1986		aL	21-24
1987		hL	6-33
1988		aL	24-28
1989		hW	43-14
1990	4/5	aW	42-7
1991		hW	27-3
1992		hL	10-23
1993		aW	38-28
1994		hL	13-20
1995		aW	24-23
1996		hW	30-10
1997		aW	28-26
1998	21/21	hW	63-35
1999	14/12	aL	23-26
2000		hW	52-20
2001	nr/23	aW	38-33
2002		hL	21-24
2003		aW	24-7



**MIKE McNAMES** scores in Tech's 7-6 win over Auburn in 1961. The Jackets and Tigers renewed their long rivalry last fall as Tech won 17-3, and the two teams will play at Auburn in 2005.



# SERIES RESULTS

## GEORGIA TECH vs. ALL OPPONENTS

### AIR FORCE • 3-0

**H: 2-0, A: 1-0**

1977	.....	hW	30-3
1978	.....	aW	42-21
1979	.....	hW	21-0

### ALABAMA • 21-28-3

**H: 15-15-3, A: 6-13**

1902	.....	a1L	0-26
1905	.....	hW	12-5
1908	.....	hW	11-6
1910	.....	aW	36-0
1911	.....	hT	0-0
1912	.....	hW	20-3
1914	.....	a1L	0-13
1915	.....	hW	21-7
1916	.....	hW	13-0
1922	.....	hW	33-7
1923	.....	hT	0-0
1924	.....	hL	0-14
1925	.....	hL	0-7
1926	.....	hL	0-21
1927	.....	hW	13-0
1928	.....	hW	33-13
1929	.....	hL	0-14
1932	.....	hW	6-0
1933	.....	hL	9-12
1934	.....	hL	0-40
1935	.....	a1L	7-38
1936	.....	4	hL 16-20
1937	.....	3	a1L 0-7
1938	.....	16	hT 14-14
1939	.....	a1W	6-0
1940	.....	14	hL 13-14
1941	.....	9	a1L 0-20
1942	.....	2	5 hW 7-0
1947	.....	6	14 a1L 7-14
1948	.....	11	hL 12-14
1949	.....	a1L	7-20
1950	.....	hL	19-54
1951	.....	7	a1W 27-7
1952	.....	2	12 hW 7-3
1953	.....	5	a1L 6-13
1954	.....	.....	hW 20-0
1955	.....	11	a1W 26-2
1956	.....	4	hW 27-0
1957	.....	a1W	10-7
1958	.....	20	hL 8-17
1959	.....	15	a1L 7-9
1960	.....	.....	hL 15-16
1961	.....	2	a1L 0-10
1962	.....	1	hW 7-6
1963	.....	7	a1L 11-27
1964	.....	10	2 hL 7-24
1979	.....	2	hL 6-30
1980	.....	2	a1L 3-26
1981	.....	4	a1W 24-21
1982	.....	4	hL 7-45
1983	.....	14	a1L 7-20
1984	.....	19	hW 16-6

a1-Birmingham, Ala. (Legion Field since 1927)

### ARKANSAS • 1-1

**H: 0-0, A: 0-0, N: 1-1**

1954	.....	10	n1W 14-6
1959	.....	9	n2L 7-14

n1-Cotton Bowl; n2-Gator Bowl

### ARIZONA • 0-2

**H: 0-1, A: 0-1**

1994	.....	7/8	hL 14-19
1995	.....	17/15	aL 19-20

### ARMY • 2-1

**H: 2-1, A: 0-0**

1952	.....	.....	hW 45-6
1971	.....	.....	hL 13-16
1973	.....	.....	hW 14-10

### AUBURN • 40-47-4

**H: 35-35-4, A: 5-12**

1892	.....	.....	hL 0-26
1893	.....	.....	hT 0-0
1894	.....	.....	hL 0-94
1896	.....	.....	aL 0-45
1898	.....	.....	aL 6-29
1899	.....	.....	aL 0-63
1902	.....	.....	hL 6-18
1903	.....	.....	hL 5-10
1904	.....	.....	aL 0-12
1906	.....	.....	hW 11-0
1907	.....	.....	hL 6-12
1908	.....	.....	hL 0-44
1909	.....	.....	hL 0-9
1910	.....	.....	hL 0-16
1911	.....	.....	hL 6-11
1912	.....	.....	hL 7-27
1913	.....	.....	hL 0-20
1914	.....	.....	hL 0-14
1915	.....	.....	hW 7-0
1916	.....	.....	hW 33-7
1917	.....	.....	hW 68-7
1918	.....	.....	hW 41-0
1919	.....	.....	hL 7-14
1920	.....	.....	hW 34-0
1921	.....	.....	hW 14-0
1922	.....	.....	hW 14-6
1923	.....	.....	hT 0-0
1924	.....	.....	hW 7-0
1925	.....	.....	hT 7-7
1926	.....	.....	hW 20-7
1927	.....	.....	hW 18-0
1928	.....	.....	hW 51-0
1929	.....	.....	hW 19-6
1930	.....	.....	hW 14-12
1931	.....	.....	hL 0-13
1932	.....	.....	hL 0-6
1933	.....	.....	hW 16-6
1934	.....	.....	hL 6-18
1935	.....	.....	hL 7-33
1936	.....	20	hL 12-13
1937	.....	20	hL 0-21
1938	.....	.....	hW 7-6
1939	.....	.....	hW 7-6
1940	.....	.....	hL 7-16
1941	.....	.....	hW 28-14
1942	.....	*6	4 hW 15-0
1944	.....	10	hW 27-0
1945	.....	.....	hW 20-7
1946	.....	15	hW 27-6
1947	.....	5	hW 27-7
1948	.....	7	hW 27-0
1949	.....	.....	hW 35-21
1950	.....	.....	hW 20-0
1951	.....	5	hW 27-7

1952	.....	4	.....	hW	33-0
1953	.....	6	19	hW	36-6
1954	.....	19	.....	hW	14-7
1955	.....	5	17	hL	12-14
1956	.....	3	.....	hW	28-7
1957	.....	9	.....	hL	0-3
1958	.....	2	.....	hT	7-7
1959	.....	4	11	hL	6-7
1960	.....	19	.....	a1L	7-9
1961	.....	8	.....	hW	7-6
1962	.....	.....	.....	a1L	14-17
1963	.....	8	.....	hL	21-29
1964	.....	.....	.....	a1W	7-3
1965	.....	.....	.....	hW	23-14
1966	.....	7	.....	a1W	17-3
1967	.....	.....	.....	hL	10-28
1968	.....	.....	.....	a1W	21-20
1969	.....	15	.....	hL	14-17
1970	.....	16	8	aL	7-31
1971	.....	5	.....	hL	14-31
1972	.....	14	.....	hL	14-24
1973	.....	.....	.....	hL	10-24
1974	.....	5	.....	aL	22-31
1975	.....	.....	.....	hL	27-31
1976	.....	.....	.....	aW	28-10
1977	.....	.....	.....	hW	38-21
1978	.....	.....	.....	aW	24-10
1979	.....	14	.....	hL	14-38
1980	.....	.....	.....	aL	14-17
1981	.....	.....	.....	hL	7-31
1982	.....	.....	.....	aL	0-24
1983	.....	5	.....	hL	13-31
1984	.....	13	.....	aL	34-48
1985	.....	8	.....	hL	14-17
1986	.....	7	.....	aL	10-31
1987	.....	5	.....	hL	10-20
2003	.....	17/19	.....	hW	17-3

a1-Birmingham, Ala. (Legion Field)

### BAYLOR • 3-1

**H: 2-0, A: 0-1, N: 1-0**

1951	.....	5	.....	9	n1W 17-14
1969	.....	.....	.....	.....	hW 17-10
1992	.....	.....	.....	.....	aL 27-31
1993	.....	.....	.....	.....	hW 37-27

n1-Orange Bowl

### BOSTON COLLEGE • 4-1

**H: 2-1, A: 2-0**

1972	.....	.....	.....	hW	42-10
1989	.....	.....	.....	hW	13-12
1991	.....	17/18	.....	aW	30-14
1997	.....	.....	.....	aW	42-14
1998	.....	.....	.....	hL	31-41

### BRIGHAM YOUNG • 1-1-0

**H: 1-0, A: 0-1**

2002	.....	.....	.....	hW	28-19
2003	.....	.....	.....	aL	13-24

### CALIFORNIA • 3-4

**H: 2-2, A: 0-2, N: 1-0**

1928	.....	.....	.....	n1W	8-7
1931	.....	.....	.....	hL	6-21
1932	.....	.....	.....	aL	7-27

# SERIES RESULTS

1936	.....	hW	13-7
1938	.....	aL	0-13
1940	.....	hW	13-0
1978	.....	hL	22-34

n1-Rose Bowl

## CAMP GORDON • 1-0

**H: 1-0, A: 0-0**

1918	.....	hW	28-0
------	-------	----	------

## CARLISLE • 1-0

**H: 1-0, A: 0-0**

1917	.....	hW	98-0
------	-------	----	------

## CARNEGIE TECH • 0-2

**H: 0-1, A: 0-1**

1930	.....	aL	0-31
1931	.....	hL	0-13

## CENTRAL FLORIDA • 3-0

**H: 3-0, A: 0-0**

1996	.....	hW	27-20
1999	..... 12/13	hW	41-10
2000	.....	hW	21-17

## CENTRE • 1-0

**H: 1-0, A: 0-0**

1920	.....	hW	24-0
------	-------	----	------

## THE CITADEL • 10-0

**H: 8-0, A: 2-0**

1912	.....	aW	20-16
1913	.....	aW	47-0
1947	..... 7	hW	38-0
1948	..... 20	hW	54-0
1952	..... *3	hW	54-6
1978	.....	hW	28-0
1982	.....	hW	36-7
1984	.....	hW	48-3
1987	.....	hW	51-12
2001	..... 11/14	nW	35-7

## CUMBERLAND • 3-0

**H: 3-0; A: 0-0**

1904	.....	hW	18-0
1905	.....	hW	18-0
1916	.....	hW	222-0

## DAHLONEGA • 3-0

**H: 3-0, A: 0-0**

1905	.....	hW	54-0
1906	.....	hW	11-0
1907	.....	hW	72-0

## DAVIDSON • 12-2

**H: 11-2, A: 0-0**

1900	.....	hL	6-38
1902	.....	hL	6-7
1906	.....	W	4-0
1915	.....	hW	27-7
1916	.....	hW	9-0

1917	.....	hW	32-10
1919	.....	hW	33-0
1920	.....	hW	66-0
1921	.....	hW	70-0
1922	.....	hW	19-0
1942	..... 6	hW	33-0
1950	.....	hW	46-14
1951	..... 7	hW	34-7
1953	..... *3	hW	53-0

## 11TH CAVALRY • 2-0-1

**H: 2-0-1, A: 0-0**

1911	.....	hW	22-5
1912	.....	hT	0-0
1918	.....	hW	119-0

## 5TH DIVISION • 1-0

**H: 1-0, A: 0-0**

1919	.....	hW	48-0
------	-------	----	------

## FLORIDA • 24-9-6

**H: 15-4-4, A: 9-4-2, N: 0-1**

1904	.....	hW	77-0
1912	.....	a1W	14-7
1913	.....	a1W	13-3
1923	.....	hT	7-7
1924	.....	hT	7-7
1925	.....	hW	23-7
1929	.....	hW	19-7
1930	.....	hL	7-55
1931	.....	hW	23-0
1932	.....	hW	6-0
1933	.....	hW	19-7
1934	.....	aL	12-13
1935	.....	hW	39-6
1936	.....	hW	38-14
1937	.....	aW	12-0
1938	.....	hT	0-0
1939	..... 19	aW	21-7
1940	.....	hL	7-16
1941	.....	aL	7-14
1942	..... 2	hW	20-7
1948	..... 6	hW	42-7
1949	.....	aW	43-14
1950	.....	hW	16-13
1951	.....	aW	27-0
1952	..... *3	hW	17-14
1953	..... *3 15	aT	0-0
1954	..... 5	hL	12-13
1955	..... 2 19	aW	14-7
1956	..... 5 13	aW	28-0
1957	.....	hT	0-0
1960	..... 10	aL	17-18
1961	..... 7	hW	20-0
1962	..... 8	aW	17-0
1963	.....	hW	9-0
1966	..... 8	n1L	12-27
1978	.....	hW	17-13
1979	.....	aT	7-7
1980	.....	hL	12-45
1981	.....	aL	6-27

a1-Jacksonville, Fla.; n1-Orange Bowl

## FLORIDA STATE COLLEGE • 2-0

**H: 2-0, A: 0-0**

1903	.....	hW	17-0
1904	.....	hW	35-0

## FT. BENNING • 1-0

**H: 1-0, A: 0-0**

1943	.....	hW	27-0
------	-------	----	------

## FT. McPHERSON • 2-1

**H: 2-1, A: 0-0**

1894	.....	hL	0-34
1904	.....	hW	11-5
1913	.....	hW	19-0

## FRESNO STATE • 0-1

**H: 0-0, A: 0-0, N: 0-1**

2002	.....	n1L	21-30
------	-------	-----	-------

n1-Silicon Valley Classic, San Jose, Calif.

## FURMAN • 10-1-3

**H: 10-1-1, A: 0-0-2**

1901	.....	hW	17-0
1901	.....	aT	5-5
1902	.....	aT	0-0
1917	.....	hW	25-0
1918	.....	hW	118-0
1919	.....	hW	74-0
1921	.....	hW	69-0
1946	..... 6	hW	41-7
1947	..... 10	hW	51-0
1983	.....	hL	14-17
1986	.....	hT	17-17
1991	.....	hW	19-17
1993	.....	hW	37-3
1994	.....	hW	51-7

## GEORGETOWN • 5-0

**H: 5-0, A: 0-0**

1919	.....	hW	27-0
1920	.....	hW	35-6
1921	.....	hW	21-7
1922	.....	hW	19-7
1923	.....	hW	20-10

## GA. NAVY PRE-FLIGHT • 2-0

**H: 2-0, A: 0-0**

1943	.....	hW	35-7
1944	..... 5	hW	13-7

## GORDON • 5-0

**H: 5-0, A: 0-0**

1901	.....	hW	29-0
1907	.....	hW	51-0
1908	.....	hW	32-0
1909	.....	hW	18-6
1910	.....	hW	57-0

## INDIANA STATE • 1-0

**H: 1-0, A: 0-0**

1987	.....	hW	38-0
------	-------	----	------

## IOWA STATE • 1-0

**H: 0-0, A: 0-0, N: 1-0**

1972	.....	n1W	31-30
------	-------	-----	-------

n1-Liberty Bowl



# SERIES RESULTS

## KANSAS • 1-0

**H: 0-0, A: 0-0, N: 1-0**

1947 ..... 10 ..... 12 ..... n1W 20-14

*n1-Orange Bowl*

## KENTUCKY • 11-7-1

**H: 7-3-1, A: 4-4**

1923 ..... hT 3-3  
1932 ..... hL 6-12  
1933 ..... aL 6-7  
1935 ..... aL 6-25  
1936 ..... hW 34-0  
1937 ..... aW 32-0  
1938 ..... hW 19-18  
1939 ..... 18 ..... hW 13-6  
1940 ..... a1L 7-26  
1941 ..... hW 20-13  
1942 ..... 3 ..... hW 47-7  
1950 ..... 4 ..... hL 14-28  
1951 ..... 11 ..... 17 ..... aW 13-7  
1954 ..... 15 ..... hL 6-13  
1956 ..... \*4 ..... aW 14-6  
1957 ..... \*11 ..... 20 ..... hW 13-0  
1958 ..... aL 0-13  
1959 ..... aW 14-12  
1960 ..... hW 23-13

*a1-Louisville, Ky.*

## LSU • 12-6

**H: 7-2, A: 5-3, N: 0-1**

1915 ..... a1W 36-7  
1924 ..... hW 28-7  
1927 ..... hW 23-0  
1943 ..... 20 ..... hW 42-7  
1944 ..... 9 ..... aW 14-6  
1945 ..... hL 7-9  
1946 ..... 12 ..... aW 26-7  
1950 ..... aW 13-0  
1951 ..... 8 ..... hW 25-7  
1954 ..... hW 30-20  
1955 ..... 4 ..... aW 7-0  
1956 ..... 3 ..... hW 39-7  
1957 ..... 17 ..... aL 13-20  
1960 ..... hW 6-2  
1961 ..... 3 ..... aL 0-10  
1962 ..... 5 ..... hL 7-10  
1963 ..... 7 ..... aL 6-7  
2000 ..... 15/17 ..... n2L 14-28

*a1-New Orleans, La.; n2-Chick-fil-A Peach Bowl*

## MARYVILLE • 0-0-1

**H: 0-0-1, A: 0-0**

1906 ..... hT 6-6

## MEMPHIS STATE • 2-1

**H: 1-1, A: 1-0**

1980 ..... hW 17-8  
1981 ..... hL 15-28  
1982 ..... aW 24-20

## MERCER • 13-1-1

**H: 10-0-1, A: 3-1**

1892 ..... aL 6-12  
1893 ..... hW 10-6

1896 ..... aW 6-4  
1896 ..... hT 12-12  
1908 ..... aW 16-6  
1909 ..... hW 35-0  
1910 ..... hW 46-0  
1911 ..... hW 17-0  
1912 ..... aW 16-6  
1913 ..... hW 33-0  
1914 ..... hW 105-0  
1915 ..... hW 52-0  
1916 ..... hW 61-0  
1937 ..... hW 28-0  
1938 ..... hW 19-0

## MICHIGAN • 0-1

**H: 0-0, A: 0-1**

1934 ..... aL 2-9

## MICHIGAN STATE • 3-0

**H: 1-0, A: 1-0, N: 1-0**

1971 ..... 18 ..... hW 10-0  
1972 ..... 18 ..... aW 21-16  
1985 ..... n1W 17-14

*n1-All-American Bowl*

## MISSISSIPPI • 2-1

**H: 1-0, A: 0-0, N: 1-1**

1946 ..... hW 24-7  
1952 ..... 2 ..... 7 ..... n1W 24-7  
1971 ..... 17 ..... n2L 18-41

*n1-Sugar Bowl; n2-Peach Bowl*

## MISSISSIPPI STATE • 2-0

**H: 2-0, A: 0-0**

1908 ..... hW 23-0  
1929 ..... hW 27-13

## MISSOURI • 1-1

**H: 0-0, A: 0-0, N: 1-1**

1939 ..... 16 ..... 6 ..... n1W 21-7  
1962 ..... ..... 8L 10-14

*n1-Orange Bowl; n2-Bluebonnet Bowl*

## MOONEY • 3-0

**H: 3-0, A: 0-0**

1904 ..... hW 51-0  
1908 ..... hW 30-0  
1909 ..... hW 35-6

## NASHVILLE • 0-2

**H: 0-2, A: 0-0**

1899 ..... hL 0-15  
1900 ..... hL 0-23

## NAVY • 16-9

**H: 10-4, A: 3-3, N: 3-2**

1922 ..... aL 0-13  
1942 ..... 6 ..... aW 21-0  
1943 ..... 3 ..... n1L 14-28  
1944 ..... 8 ..... 9 ..... hW 17-15  
1945 ..... 2 ..... n1L 6-20

1946 ..... 8 ..... hW 28-20  
1947 ..... 6 ..... n1W 16-14  
1964 ..... ..... n2W 17-0  
1965 ..... hW 37-16  
1968 ..... hL 15-35  
1970 ..... hW 30-8  
1971 ..... hW 34-21  
1972 ..... hW 30-7  
1973 ..... n2W 26-22  
1974 ..... hW 22-0  
1975 ..... hW 14-13  
1976 ..... aL 28-34  
1977 ..... aL 16-20  
1979 ..... hW 24-14  
1980 ..... hL 8-19  
1981 ..... hL 14-20  
1996 ..... hL 26-36  
1999 ..... 10/11 ..... aW 49-14  
2000 ..... hW 40-13  
2001 ..... 10/13 ..... aW 70-7

*n1-Baltimore, Md.; n2-Jacksonville, Fla.*

## NEBRASKA • 1-0

**H: 0-0, A: 0-0, N: 1-0**

1990 ..... 2/2 ..... 19/13 ..... n1W 45-21

*n1-Florida Citrus Bowl*

## NEW MEXICO STATE • 1-0

**H: 1-0, A: 0-0**

1998 ..... hW 42-7

## NOTRE DAME • 5-26-1

**H: 2-10-1, A: 2-16, N: 1-0**

1922 ..... hL 3-13  
1923 ..... aL 7-35  
1924 ..... aL 3-34  
1925 ..... hL 0-13  
1926 ..... aL 0-12  
1927 ..... aL 7-26  
1928 ..... hW 13-0  
1929 ..... hL 6-26  
1938 ..... \*5 ..... aL 6-14  
1939 ..... \*2 ..... aL 14-17  
1940 ..... \*6 ..... aL 20-26  
1941 ..... \*8 ..... hL 0-20  
1942 ..... \*6 ..... aW 13-6  
1943 ..... \*1 ..... aL 13-55  
1944 ..... 10 ..... 18 ..... hL 0-21  
1945 ..... \*3 ..... hL 7-40  
1953 ..... 4 ..... 1 ..... aL 14-27  
1959 ..... 19 ..... aW 14-10  
1967 ..... 9 ..... hL 3-36  
1968 ..... 9 ..... aL 6-34  
1969 ..... 9 ..... hL 20-38  
1970 ..... 1 ..... aL 7-10  
1974 ..... 2 ..... hL 7-31  
1975 ..... 12 ..... aL 3-24  
1976 ..... 11 ..... hW 23-14  
1977 ..... 5 ..... aL 14-69  
1978 ..... 20 ..... 10 ..... hL 21-38  
1979 ..... 10 ..... aL 13-21  
1980 ..... 1 ..... hT 3-3  
1981 ..... ..... aL 3-35  
1997 ..... 11/13 ..... aL 13-17  
1998 ..... 12/12 ..... 17/18 ..... n1W 35-28

*n1-Toyota Gator Bowl*

# SERIES RESULTS

## OGLETHORPE • 8-1

**H: 8-1, A: 0-0**

1920	.....	hW	55-0
1921	.....	hW	41-0
1922	.....	hW	31-6
1923	.....	hW	28-13
1924	.....	hW	19-0
1925	.....	hW	13-7
1926	.....	hL	6-7
1927	.....	hW	19-7
1928	.....	hW	32-7

## PENN STATE • 3-4

**H: 2-0, A: 0-1, N: 1-3**

1921	.....	n1L	7-28
1923	.....	aL	0-7
1924	.....	hW	15-13
1924	.....	n2W	16-7
1961	..... 13 .....	17 .....	n3L 15-30
1966	..... 5 .....	.....	hW 21-0
1991	..... 8/6 .....	7/8 .....	n4L 34-22

*n1-Polo Grounds, New York, N.Y.; n2-Yankee Stadium, New York, N.Y.; n3-Gator Bowl; n4-Kickoff Classic, Giants Stadium, East Rutherford, N.J.*

## PENNSYLVANIA • 1-2

**H: 1-0, A: 0-2**

1917	.....	hW	41-0
1930	.....	aL	7-34
1931	.....	aL	12-13

## PITTSBURGH • 2-5

**H: 0-2, A: 0-3, N: 2-0**

1918	.....	aL	0-32
1919	.....	aL	6-16
1920	.....	aL	3-10
1955	..... 7 .....	11 .....	n1W 7-0
1956	..... 4 .....	13 .....	n2W 21-14
1974	.....	15 .....	hL 17-27
1976	.....	3 .....	hL 14-42

*n1-Sugar Bowl; n2-Gator Bowl*

## PRESBYTERIAN • 3-0

**H: 3-0, A: 0-0**

1935	.....	hW	33-0
1936	.....	hW	55-0
1937	.....	hW	59-0

## PURDUE • 0-1

**H: 0-0, A: 0-0, N: 0-1**

1978	..... 7 .....	.....	n1L 21-41
------	---------------	-------	-----------

*n1-Peach Bowl*

## RICE • 2-0-1

**H: 1-0-1, A: 1-0**

1960	..... 13 .....	.....	aW 16-13
1961	.....	.....	hW 24-0
1972	.....	.....	hT 36-36

## RUTGERS • 1-0

**H: 1-0, A: 0-0**

1921	.....	hW	48-14
------	-------	----	-------

## ST. ALBANS • 0-2

**H: 2-0, A: 0-0**

1893	.....	hL	0-6
1902	.....	hL	0-17

## ST. MARY'S • 1-0

**H: 0-0, A: 0-0, N: 1-0**

1946	..... 11 .....	.....	n1W 41-19
------	----------------	-------	-----------

*n1-Old Bowl*

## SAVANNAH A.A. • 0-1

**H: 1-0, A: 0-0**

1894	.....	hL	0-8
------	-------	----	-----

## SEWANEE • 5-7-1

**H: 5-7-1, A: 0-0**

1899	.....	hL	0-30
1900	.....	hL	0-34
1905	.....	hT	18-18
1906	.....	hL	0-16
1907	.....	hL	0-18
1908	.....	hL	0-6
1909	.....	hL	0-15
1911	.....	hW	23-0
1912	.....	hL	0-7
1913	.....	hW	33-0
1914	.....	hW	20-0
1935	.....	hW	32-0
1936	.....	hW	58-0

## SOUTHERN CALIFORNIA • 1-2

**H: 0-1, A: 1-1**

1961	..... 9 .....	.....	aW 27-7
1969	..... 7 .....	.....	aL 18-29
1973	.....	1 .....	hL 6-23

## SOUTH CAROLINA • 12-9

**H: 12-3, A: 0-6**

1901	.....	hW	13-0
1903	.....	hL	0-16
1909	.....	hW	59-0
1914	.....	hW	20-0
1930	.....	hW	45-0
1931	.....	hW	25-13
1949	.....	hW	13-3
1950	.....	hL	0-7
1970	..... 17 .....	.....	hW 23-20
1971	..... 17 .....	.....	aL 7-24
1972	.....	hW	34-6
1973	.....	aL	28-41
1974	.....	hW	35-20
1975	.....	aL	17-23
1976	.....	hL	17-27
1977	.....	aL	0-17
1978	.....	hW	6-3
1988	..... 8 .....	.....	hW 34-0
1989	.....	aL	10-21
1990	..... 25/ .....	.....	hW 27-6
1991	.....	aL	14-23

## SOUTHERN METHODIST • 8-2-1

**H: 5-0-1, A: 3-2**

1950	..... *10 .....	.....	aL 13-33
1951	.....	hW	21-7
1952	..... 6 .....	.....	aW 20-7
1953	..... 9 .....	.....	hW 6-4
1954	.....	aW	10-7
1955	..... 3 .....	.....	hW 20-7
1956	..... 2 .....	5 .....	aW 9-7
1957	..... 3 .....	15 .....	hT 0-0
1958	..... 17 .....	.....	aL 0-20
1959	..... 16 .....	6 .....	hW 16-12
1969	.....	.....	hW 24-21

## STANFORD • 2-0

**H: 0-0, A: 0-0, N: 2-0**

1991	..... 17/17 .....	.....	n1W 18-17
2001	..... 11/11 .....	.....	n2W 24-14

*n1-Aloha Bowl; n2-Seattle Bowl*

## SYRACUSE • 1-0

**H: 0-0, A: 0-0, N: 1-0**

2001	..... 10/13 .....	.....	n1W 13-7
------	-------------------	-------	----------

*n1-Kickoff Classic, East Rutherford, N.J.*

## TENNESSEE • 17-24-2

**H: 13-11-1, A: 4-13-1**

1902	.....	hL	6-10
1903	.....	aL	0-11
1904	.....	hW	2-0
1905	.....	hW	45-0
1907	.....	hW	6-4
1908	.....	hL	5-6
1909	.....	aW	29-0
1911	.....	hW	24-0
1946	..... *8 .....	.....	aL 9-13
1947	..... *4 .....	.....	hW 27-0
1948	..... 6 .....	.....	hL 6-13
1949	..... 14 .....	.....	hW 30-13
1954	.....	hW	28-7
1955	..... 8 .....	.....	hT 7-7
1956	..... 2 .....	3 .....	hL 0-6
1957	..... 18 .....	9 .....	aL 6-21
1958	.....	hW	21-7
1959	..... 3 .....	8 .....	aW 14-7
1960	.....	8 .....	hW 14-7
1961	..... 9 .....	.....	aL 6-10
1962	..... 11 .....	.....	hW 17-0
1963	.....	aW	23-7
1964	..... 7 .....	.....	hL 14-22
1965	.....	.....	aL 7-21
1966	..... 9 .....	8 .....	hW 6-3
1967	.....	aL	13-24
1968	..... 10 .....	.....	hL 7-24
1969	..... 10 .....	.....	aL 8-26
1970	..... 13 .....	20 .....	hL 6-17
1971	..... 13 .....	.....	aL 6-10
1972	..... 15 .....	.....	hL 3-34
1973	.....	8 .....	aL 14-20
1976	.....	hL	7-42
1977	.....	aW	24-8
1979	.....	aL	0-31
1980	.....	hL	10-23
1981	.....	aL	7-10
1982	.....	hW	31-21



# SERIES RESULTS

1983	aL	3-37
1984	hL	21-24
1985	16 aT	6-6
1986	hW	14-13
1987	13 aL	15-29

## UT-CHATTANOOGA • 8-0

**H: 8-0, A: 0-0**

1906	hW	18-0
1910	hW	18-0
1913	hW	71-6
1941	hW	20-0
1942	*6 hW	30-6
1985	hW	35-7
1988	hW	24-10
1990	hW	44-9

## TEXAS • 0-1

**H: 0-0, A: 0-0, N: 0-1**

1942	5	11 n1L	7-14
------	---	--------	------

*n1-Cotton Bowl*

## TEXAS A&M • 1-1

**H: 1-1, A: 0-0**

1965	hL	10-14
1966	hW	38-3

## TEXAS CHRISTIAN • 2-0

**H: 2-0, A: 0-0**

1967	hW	24-7
1968	hW	17-7

## TEXAS TECH • 2-0

**H: 0-0, A: 0-0, N: 2-0**

1965	10 n1W	31-21
1970	13 19 n2W	17-9

*n1-Gator Bowl; n2-Sun Bowl*

## TRANSYLVANIA • 1-0

**H: 1-0, A: 0-0**

1915	hW	67-0
------	----	------

## TULANE • 35-13

**H: 20-4, A: 15-9**

1916	hW	45-0
1917	aW	48-0
1926	hW	9-6
1927	hW	13-6
1928	aW	12-0
1929	aL	14-20
1930	hL	0-28
1931	aL	0-33
1932	hL	14-20
1933	hL	0-7
1934	aL	12-20
1943	19 aW	33-0
1944	13 hW	34-7
1945	aW	41-7
1946	7 hW	35-7
1947	*4 aW	20-6
1948	*6 hW	13-7
1949	*4 aL	0-18

1952	5	hW	14-0
1953	10	aW	27-13
1954	*7	hW	28-0
1956	3	15 hW	40-0
1957		aW	20-13
1958		hW	14-0
1959	9	aW	21-13
1960		hW	14-6
1961	9	aW	35-0
1962		hW	42-12
1963		aW	17-3
1964		hW	7-6
1965		aW	13-10
1966	6	hW	35-17
1967		aL	12-23
1968		hW	23-19
1969		aL	7-14
1970		hW	20-6
1971		aW	24-16
1972		hW	21-7
1973		aL	14-23
1974	18	hW	27-7
1975		aW	23-0
1976		hW	28-16
1977		aW	38-14
1978		hW	27-17
1979		aL	7-12
1980		hL	14-31
1981		aL	10-27
1982		aW	19-13

## TULSA • 2-1

**H: 0-0, A: 0-0, N: 2-1**

1943	13	15 n1W	20-18
1944	13	n2L	12-26
2003		n3W	52-10

*n1-Sugar Bowl; n2-Orange Bowl;  
n3-Humanitarian Bowl*

## VANDERBILT • 18-15-3

**H: 12-10, A: 6-5-3**

1892	hL	10-20
1906	hL	6-37
1907	aL	0-54
1910	hL	0-23
1917	hW	83-0
1919	hW	20-0
1920	aW	44-0
1924	hL	0-3
1925	hW	7-0
1926	hL	7-13
1927	aT	0-0
1928	hW	19-7
1929	hL	7-23
1930	hL	0-6
1931	hL	7-49
1932	aL	0-12
1933	aL	6-9
1934	hL	12-27
1935	hL	13-14
1936	aT	0-0
1937	hW	14-0
1938	aL	7-13
1939	hW	14-6
1940	hW	19-0
1941	18 aL	7-14
1948	*6 aW	13-0
1949	hW	12-7

1951	3	aW	8-7
1952	5	hW	30-0
1953	8	aW	43-0
1964		hW	14-2
1965		aT	10-10
1966		hW	42-0
1967		aW	17-10
2002		hW	45-3
2003		(OT) aW	24-17

## VMI • 14-1

**H: 14-1, A: 0-0**

1914	.....	hW	28-7
1923	.....	hW	10-7
1924	.....	hW	3-0
1925	.....	hW	33-0
1926	.....	hW	13-0
1927	.....	hW	7-0
1928	.....	hW	13-0
1946	.....	hW	32-6
1947	..... 4 .....	hW	20-0
1950	.....	hL	13-14
1951	..... 8 .....	hW	34-7
1973	.....	hW	36-7
1975	.....	hW	38-10
1986	.....	hW	52-6
1988	.....	hW	34-7

## WASHINGTON & LEE • 4-1-1

**H: 4-1-1, A: 0-0**

1916	hT	7-7
1917	hW	63-0
1919	hL	0-3
1926	hW	19-7
1948	*6 hW	27-0
1949	hW	36-0

## WESTERN CAROLINA • 4-0

**H: 4-0, A: 0-0**

1985	hW	24-17
1989	hW	34-7
1992	24/24 hW	37-19
1994	hW	26-45

## WEST VIRGINIA • 2-0

**H: 0-0, A: 0-0, N: 2-0**

1953	8	10 n1W	42-19
1997		n2W	35-30

*n1-Sugar Bowl; n2-Carquest Bowl*

## WILLIAM & MARY • 1-0

**H: 1-0, A: 0-0**

1979	hW	33-7
------	----	------

## WOFFORD • 1-0

**H: 0-0, A: 0-0, N: 1-0**

1901	n1W	33-0
------	-----	------

*n1-Augusta, Ga.*

## INDIVIDUAL RECORDS

### Most Rushing Attempts

<b>Game</b>	<b>39</b>	Robert Lavette vs. Tennessee, 1982; Jerry Mays vs. Georgia, 1989
<b>Season</b>	<b>283</b>	<b>P.J. Daniels, 2003</b>
<b>Career</b>	<b>914</b>	Robert Lavette, 1981-84

### Most Net Yards

<b>Game</b>	<b>356</b>	Eddie Lee Ivery vs. Air Force, 1978
<b>Season</b>	<b>1,562</b>	Eddie Lee Ivery, 1978
<b>Career</b>	<b>4,066</b>	Robert Lavette, 1981-84

### Most Touchdowns Rushing

<b>Game</b>	<b>4</b>	George Maloof vs. Georgia, 1951 Robert Lavette vs. Virginia, 1982 Tony Hollings vs. Connecticut, 2002 <b>P.J. Daniels vs. Tulsa, 2003</b>
<b>Season</b>	<b>19</b>	Robert Lavette, 1982
<b>Career</b>	<b>45</b>	Robert Lavette, 1981-84

### Highest Yards Per Carry Average

<b>Game</b>	<b>13.7</b>	Eddie Lee Ivery vs. Air Force, 1978 (min. 25 att.)
<b>Season</b>	<b>7.2</b>	Dorsey Levens, 1993 (min. 100 att.)
	<b>8.2</b>	David Sims, 1975 (min. 50 att.)
<b>Career</b>	<b>5.7</b>	Eddie Lee Ivery, 1975-78 (min. 400 att.)
	<b>6.0</b>	David Sims, 1975-78 (min. 300 att.)
	<b>6.0</b>	David Sims, 1975-78 (min. 100 att.)

### Most Yards Gained by a Quarterback

<b>Game</b>	<b>122</b>	Gary Hardie vs. Tulane, 1977
<b>Season</b>	<b>734</b>	Joe Hamilton, 1999
<b>Career</b>	<b>1,758</b>	Joe Hamilton, 1996-99

### Most All-Purpose Yards

<b>Game</b>	<b>367</b>	Eddie Lee Ivery vs. Air Force, 1978
<b>Season</b>	<b>1,879</b>	Eddie Lee Ivery, 1978
<b>Career</b>	<b>5,393</b>	Robert Lavette, 1981-84

## TEAM RECORDS

### Rushing Attempts

<b>Game</b>	<b>Most:</b>	<b>86</b>	Virginia, 1976
	<b>Fewest:</b>	<b>19</b>	Arizona, 1994; North Carolina, 1994
<b>Season</b>	<b>Most:</b>	<b>692</b>	1975

### Most Net Yards

<b>Game</b>	<b>Most:</b>	<b>558</b>	VMI, 1975
	<b>Fewest:</b>	<b>-42</b>	Notre Dame, 1968
<b>Season</b>	<b>Most:</b>	<b>3,627</b>	1975

### Most Touchdowns Rushing

<b>Game</b>	<b>7</b>	Wake Forest, 1983
<b>Season</b>	<b>32</b>	1975, 1952

### Highest Yards Per Carry Average

<b>Season</b>	<b>5.3</b>	1993 (467-2463)
---------------	------------	-----------------

### Most First Downs Rushing

<b>Game</b>	<b>26</b>	VMI, 1975
<b>Season</b>	<b>175</b>	1975

## CAREER RUSHING LEADERS

Player .....	Years .....	Att.	TD	Yards
1. Robert Lavette .....	1981-84	914	45	4,066
2. Jerry Mays .....	1985-89	695	18	3,699
3. Eddie Lee Ivery .....	1975-78	609	22	3,517
4. Joe Burns .....	1998-01	614	31	2,634
5. C.J. Williams .....	1994-96	539	20	2,365
6. David Sims .....	1974-76	379	21	2,274
7. William Bell .....	1989-93	418	14	2,026
8. Leon Hardeman .....	1951-53	337	22	1,794
9. Ronny Cone .....	1979-83	381	11	1,777
10. Joe Hamilton .....	1996-99	501	18	1,758
11. Lenny Snow .....	1965-67	445	18	1,743
12. <b>P.J. Daniels</b> .....	<b>2002-</b>	<b>355</b>	<b>12</b>	<b>1,702</b>
13. Bill Teas .....	1951-54	294	11	1,689
14. Jimmy Lincoln .....	1991-94	380	5	1,601
15. Cory Collier .....	1983-86	357	12	1,590
16. Malcolm King .....	1984-87	330	17	1,576
17. Bobby North .....	1947-50	293	10	1,505
18. Brent Cunningham .....	1969-71	346	10	1,446
19. Charles Wiley .....	1995-98	328	19	1,431
20. Greg Horne .....	1971-73	370	11	1,425
21. Glenn Turner .....	1951-53	315	11	1,329
22. Sean Gregory .....	1998-01	277	16	1,290
23. Charlie Rogers .....	1995-98	220	5	1,287
24. Phillip Rogers .....	1995-99	324	15	1,264
25. Rodney Lee .....	1977-79	245	10	1,250
26. Adrian Rucker .....	1974-77	223	10	1,162
Bucky Shamburger .....	1975-78	241	3	1,162
28. Michael Smith .....	1991-94	249	6	1,083
29. Dorsey Levens .....	1992-93	169	10	1,036
30. Pat Moriarty .....	1973-77	240	1	1,007




**ROBERT LAVETTE**, Georgia Tech's all-time leading rusher, ranks fourth in ACC history with 4,066 yards.



# RUSHING

## YEARLY LEADERS

Year	Player	Att.	Yards	TD
1950	Bobby North	145	663	4
1951	Leon Hardeman	126	647	8
1952	Bill Teas	151	825	6
1953	Bill Teas	111	610	3
1954	Jimmy Thompson	47	442	4
1955	George Volkert	81	583	5
1956	Ken Owen	107	497	2
1957	Lester Simerville	86	275	1
1958	Floyd Faucette	83	473	1
1959	Floyd Faucette	69	330	3
1960	Chick Graning	82	315	4
1961	Mike McNames	94	350	2
1962	Billy Lothridge	128	478	9
1963	Ray Mendheim	93	427	5
1964	Johnny Gresham	99	437	4
1965	Lenny Snow	125	597	4
1966	Lenny Snow	202	761	12
1967	Lenny Snow	118	385	2
1968	Kenny Bounds	56	188	2
1969	Brent Cunningham	118	459	0
1970	Brent Cunningham	144	740	5
1971	Greg Horne	123	500	2
1972	Greg Horne	139	558	4
1973	Cleo Johnson	92	451	0
1974	David Sims	144	881	6
1975	David Sims	72	590	6
1976	David Sims	163	803	9
1977	Eddie Lee Ivery	153	900	6
1978	Eddie Lee Ivery	267	1,562	9
1979	Ronny Cone	126	617	4
1980	David Allen	134	466	2
1981	Robert Lavette	188	866	7
1982	Robert Lavette	280	1,208	19
1983	Robert Lavette	186	803	5
1984	Robert Lavette	260	1,189	14
1985	Cory Collier	139	606	2
1986	Jerry Mays	148	842	7
1987	Malcolm King	89	383	5
1988	Jerry Mays	194	942	0
1989	Jerry Mays	249	1,349	8
1990	William Bell	161	891	5
1991	Jimmy Lincoln	199	913	2
1992	Michael Smith	74	336	1
1993	Dorsey Levens	114	823	8
1994	C.J. Williams	120	564	1
1995	C.J. Williams	245	1,138	12
1996	C.J. Williams	174	663	7
1997	Charles Wiley	150	567	9
1998	Joe Burns	98	474	5
1999	Sean Gregory	172	837	13
2000	Joe Burns	220	908	12
2001	Joe Burns	282	1,165	14
2002	Tony Hollings	92	633	11
2003	P.J. Daniels	283	1,447	10



**WILLIAM BELL** was the leading rusher for Tech's 1990 national championship team.

## SEASON ATTEMPTS

1. P.J. Daniels	283	2003
2. Joe Burns	282	2001
3. Robert Lavette	280	1982
4. Eddie Lee Ivery	267	1978
5. Robert Lavette	260	1984
6. Jerry Mays	249	1989
7. C.J. Williams	245	1995
8. Joe Burns	220	2000
9. Lenny Snow	202	1966
10. Jimmy Lincoln	199	1991

## SEASON YARDAGE

1. Eddie Lee Ivery	1,562	1978
2. P.J. Daniels	1,447	2003
3. Jerry Mays	1,349	1989
4. Robert Lavette	1,208	1982
5. Robert Lavette	1,189	1984
6. Joe Burns	1,165	2001
7. C.J. Williams	1,138	1995
8. Jerry Mays	942	1988
9. Jimmy Lincoln	913	1991
10. Joe Burns	908	2000
11. Eddie Lee Ivery	900	1977
12. William Bell	891	1990
13. David Sims	881	1974
14. Sean Gregory	837	1999
15. Robert Lavette	866	1981
16. Jerry Mays	842	1986
17. Dorsey Levens	823	1993
18. David Sims	803	1976
Robert Lavette	803	1983
20. Rodney Lee	780	1977

## SEASON RUSHING TOUCHDOWNS

1. Robert Lavette	19	1982
2. Robert Lavette	14	1984
Joe Burns	14	2001
4. Sean Gregory	13	1999

5. Joe Burns	12	2000
C.J. Williams	12	1995
Lenny Snow	12	1966
8. Tony Hollings	11	2002
9. P.J. Daniels	10	2003
10. Charles Wiley	9	1997
Eddie Lee Ivery	9	1978
David Sims	9	1976
Billy Lothridge	9	1962
Leon Hardeman	9	1952

## CAREER ATTEMPTS

1. Robert Lavette	914	1981-84
2. Jerry Mays	695	1985-89
3. Joe Burns	614	1998-01
4. Eddie Lee Ivery	609	1975-78
5. C.J. Williams	539	1994-96
6. Joe Hamilton	501	1996-99
7. Lenny Snow	445	1965-67
8. William Bell	418	1989-93
9. Shawn Jones	392	1989-92
10. Ronny Cone	381	1979-83
11. Jimmy Lincoln	380	1991-94
12. David Sims	379	1974-76
13. Greg Horne	370	1971-73
14. Cory Collier	357	1983-86
15. P.J. Daniels	355	2002-

## CAREER RUSHING TOUCHDOWNS

1. Robert Lavette	45	1981-84
2. Joe Burns	31	1998-01
3. Eddie Lee Ivery	22	1975-78
Leon Hardeman	22	1951-53
5. David Sims	21	1974-76
6. C.J. Williams	20	1994-96
7. Shawn Jones	19	1989-92
Charles Wiley	19	1995-98
9. Joe Hamilton	18	1996-99
Jerry Mays	18	1985-89
Lenny Snow	18	1965-67
Malcolm King	17	1984-87
13. Sean Gregory	16	1998-01
14. Billy Lothridge	15	1961-63
Phillip Rogers	15	1995-99


## SINGLE-GAME ATTEMPTS

1. Jerry Mays	39	vs. Georgia, 1989
Robert Lavette	39	vs. Tennessee, 1982
3. Robert Lavette	38	vs. Georgia, 1982
4. P.J. Daniels	36	vs. North Carolina, 2003
Robert Lavette	36	vs. Virginia, 1984
Tony Hollings	36	vs. BYU, 2002
7. C.J. Williams	35	vs. Duke, 1995
8. Joe Burns	34	vs. Syracuse, 2001
Joe Burns	34	vs. NC State, 2001
Joe Burns	34	vs. North Carolina, 2001
11. P.J. Daniels	33	vs. Wake Forest, 2003
Robert Lavette	33	vs. Memphis, 1982
Brent Cunningham	33	vs. Duke, 1969
Lenny Snow	33	vs. Texas Tech, 1965
15. Lenny Snow	32	vs. Tulane, 1967
Ajenavi Eziemefe	32	vs. N. Carolina, 2002

## 100-YARD RUSHING PERFORMANCES

Yds.	Player, Game (Attempts)
356	Eddie Lee Ivery vs. Air Force, 1978 (26)
<b>307</b>	<b>P.J. Daniels vs. Tulsa, 2003 (31), Humanitarian Bowl</b>
<b>240</b>	<b>P.J. Daniels vs. N. Carolina, 2003 (36)</b>
229	Jimmy Lincoln vs. Virginia, 1991 (31)
217	Brent Cunningham vs. Clemson, 1970 (16)
207	Jerry Mays vs. Georgia, 1989 (39)
206	C.J. Williams vs. Wake Forest, 1994 (30)
206	Jerry Mays vs. Western Carolina, 1985 (25)
203	Robert Lavette vs. Georgia, 1982 (38)
199	Eddie Prokop vs. Tulsa, 1944, Sugar Bowl
198	Joe Burns vs. North Carolina, 2001 (34)
197	Robert Lavette vs. Navy, 1981 (24)
190	Brent Cunningham vs. Duke, 1969 (33)
189	Tony Hollings vs. BYU, 2002 (36)
188	Jerry Mays vs. NC State, 1986 (14)
185	C.J. Williams vs. Duke, 1995 (35)
179	Joe Burns vs. Maryland, 1998 (20)
<b>175</b>	<b>P.J. Daniels vs. Wake Forest, 2003 (33)</b>
171	Rodney Lee vs. Duke, 1977 (20)
169	Jerry Mays vs. North Carolina, 1989 (27)
168	Cory Collier vs. Wake Forest, 1983 (26)
168	Robert Lavette vs. N. Carolina, 1981 (21)
168	Bobby North vs. Auburn, 1949
166	C.J. Williams vs. Maryland, 1995 (27)
166	William Bell vs. Duke, 1990 (18)
166	Eddie Lee Ivery vs. Miami, Fla., 1978 (30)
161	Robert Lavette vs. Virginia, 1984 (36)
160	Eddie Lee Ivery vs. Georgia, 1978 (25)

158	Robert Lavette vs. The Citadel, 1984 (18)
158	Robert Lavette vs. Georgia, 1983 (26)
157	Jerry Mays vs. North Carolina, 1988 (20)
157	Eddie Lee Ivery vs. So. Carolina, 1978 (29)
156	Ronny Cone vs. Air Force, 1979 (26)
154	C.J. Williams vs. Arizona, 1995 (30)
154	Brent Cunningham vs. Duke, 1970 (24)
153	Tony Hollings vs. Vanderbilt, 2002 (17)
151	C.J. Williams vs. Furman, 1995 (17)
151	Jerry Mays vs. VMI, 1988 (13)
151	David Sims vs. VMI, 1975 (12)
150	Sean Gregory vs. UCF, 1999 (22)
149	Robert Lavette vs. Tennessee, 1984 (21)
148	Robert Lavette vs. The Citadel, 1982 (27)
148	Robert Lavette vs. Memphis, 1982 (33)
147	Tony Hollings vs. Clemson, 2002 (23)
147	C.J. Williams vs. NC State, 1996 (28)
146	Eddie Lee Ivery vs. Florida, 1978 (30)
145	Joe Burns vs. Wake Forest, 2001 (30)
145	Robert Lavette vs. Tulane, 1982 (27)
144	Tony Hollings vs. Connecticut, 2002 (16)
143	C.J. Williams vs. NC State, 1995 (23)
142	Eddie Lee Ivery vs. So. Carolina, 1977 (16)
142	Brent Cunningham vs. Navy, 1970 (25)
141	Dorsey Levens vs. Wake Forest, 1993 (20)
141	Robert Lavette vs. N. Carolina, 1983 (25)
141	Adrian Rucker vs. Virginia, 1974 (14)
141	Lenny Snow vs. Clemson, 1966 (22)
139	Jerry Mays vs. South Carolina, 1989 (13)
139	Robert Lavette vs. Tennessee, 1982 (39)
139	Robert Lavette vs. Wake Forest, 1982 (26)
139	Robert Lavette vs. Alabama, 1984 (26)
<b>136</b>	<b>Ajenavi Eziemefe vs. UNC, 2002 (32)</b>
136	Jerry Mays vs. Maryland, 1989 (23)



**EDDIE LEE IVERY** set a then-NCAA record with 356 yards rushing against Air Force in 1978.

136	Robert Lavette vs. Virginia, 1982 (29)
136	Lenny Snow vs. Texas Tech, 1965 (33), Gator Bowl
135	Jerry Mays vs. Wake Forest, 1989 (21)
134	Richard Hills vs. Indiana State, 1987 (18)
134	David Sims vs. North Carolina, 1974 (15)
133	Dorsey Levens vs. NC State, 1993 (17)
132	David Sims vs. Miami, Fla., 1975 (15)
131	William Bell vs. Maryland, 1993 (16)
131	Lenny Snow vs. Virginia, 1966 (26)
130	Dorsey Levens vs. Maryland, 1993 (13)
130	Rob Healy vs. Georgia, 1971 (24)
130	Lenny Snow vs. Clemson, 1965 (17)
129	Sidney Ford vs. Navy, 2001 (22)
129	Leon Hardeman vs. SMU, 1952
128	William Bell vs. Georgia, 1990 (24)
128	Bill Teas vs. LSU, 1954 (6)
127	William Bell vs. Nebraska, 1991 (16), Florida Citrus Bowl
127	Eddie Lee Ivery vs. Auburn, 1978 (26)
126	Joe Burns vs. Clemson, 2001 (30)
126	David Sims vs. South Carolina, 1974 (15)
125	Charles Wiley vs. Duke, 1997 (20)
125	Jerry Mays vs. South Carolina, 1988 (30)
125	Robert Lavette vs. NC State, 1983 (31)
124	Eddie Lee Ivery vs. Tulane, 1977 (23)
124	Bucky Shamburger vs. Duke, 1975 (12)
123	Joe Burns vs. North Carolina, 2000 (26)
123	William Bell vs. North Carolina, 1990 (21)
123	Jerry Mays vs. North Carolina, 1985 (17)
123	Eddie Lee Ivery vs. Virginia, 1976 (23)
123	David Sims vs. Pittsburgh, 1974 (22)
123	Ray Mendheim vs. Auburn, 1963 (17)

## TWO 100-YD RUSHERS IN SAME GAME

<b>P.J. Daniels (105) and Reggie Ball, QB (103)</b> .....	<b>Vanderbilt, 2003</b>
Sean Gregory (150) and Joe Hamilton, QB (100).....	Central Florida, 1999
Charlie Rogers (112) and C.J. Williams (103).....	Duke, 1996
C.J. Williams (185) and Donnie Davis, QB (103).....	Duke, 1995
Dorsey Levens (106) and William Bell (104).....	Baylor, 1993
Dorsey Levens (133) and William Bell (111).....	NC State, 1993
William Bell (131) and Dorsey Levens (130).....	Maryland, 1993
Jimmy Lincoln (114) and Dorsey Levens (112).....	Furman, 1993
Robert Lavette (109) and Malcolm King (104).....	Georgia, 1984
Cory Collier (168) and Ronny Cone (111).....	Wake Forest, 1983
Robert Lavette (139) and Eddie Fortier (104).....	Wake Forest, 1982
Eddie Lee Ivery (356) and Ray Friday (115).....	Air Force, 1978
Rodney Lee (171) and Eddie Lee Ivery (102).....	Duke, 1977
Eddie Lee Ivery (124) and Gary Hardie, QB (122).....	Tulane, 1977
David Sims (126) and Danny Myers, QB (108).....	South Carolina, 1974
Bruce Southall (107) and Greg Horne (104).....	Navy, 1972
Leon Hardeman (129) and Bill Teas (117).....	SMU, 1952
Bill Teas (115) and Glenn Turner (115).....	Alabama, 1952



# RUSHING

122	Joe Burns vs. Duke, 2001 (24)
122	Malcolm King vs. Michigan State, 1985 (16), All American Bowl
122	Ronny Cone vs. William & Mary, 1979 (18)
122	Gary Hardie vs. Tulane, 1977 (8)
122	David Sims vs. Notre Dame, 1976 (15)
121	George Volkert vs. Georgia, 1955 (11)
120	Joe Burns vs. Virginia, 2000 (24)
120	Michael Smith vs. Duke, 1991 (17)
119	Sean Gregory vs. Virginia, 1999 (25)
118	Cory Collier vs. Virginia, 1983 (17)
117	C.J. Williams vs. Clemson, 1994 (25)
117	Bill Teas vs. SMU, 1952
116	Jerry Mays vs. Virginia, 1988 (23)
115	Ray Friday vs. Air Force, 1978 (5)
115	Billy Williamson vs. Georgia, 1961 (19)
115	Glenn Turner vs. Georgia, 1952 (27)
115	Bill Teas vs. Alabama, 1952
115	Glenn Turner vs. Alabama, 1952
114	Joe Burns vs. NC State, 2001 (34)
114	Jimmy Lincoln vs. Furman, 1993 (11)
114	Cory Collier vs. Wake Forest, 1985 (21)
114	Robert Lavette vs. Duke, 1984 (20)
114	Greg Horne vs. Duke, 1971 (20)
114	Bill Teas vs. Florida, 1954 (11)
114	Leon Hardeman vs. Tulane, 1952
113	<b>P.J. Daniels vs. Florida State, 2003 (19)</b>
113	Joe Burns vs. Syracuse, 2001 (34)
113	Sean Gregory vs. NC State, 1999 (22)
113	Jerry Mays vs. Virginia, 1989 (21)
113	David Sims vs. Georgia, 1974 (15)
113	Lenny Snow vs. Texas A&M, 1966 (19)
113	Bill Teas vs. Auburn, 1953 (15)
112	Charlie Rogers vs. Duke, 1996 (18)
112	Dorsey Levens vs. Furman, 1993 (12)
112	Eddie Lee Ivery vs. Georgia, 1977 (20)
112	Rodney Lee vs. Auburn, 1977 (14)



**CORY COLLIER** is one of five Yellow Jackets who have been named ACC Rookie of the Year.

112	David Sims vs. Clemson, 1975 (10)
112	Bruce Southall vs. Boston Coll., 1972 (14)
111	Sidney Ford vs. Wake Forest, 2000 (15)
111	Charles Wiley vs. Wake Forest, 1996 (20)
111	William Bell vs. NC State, 1993 (24)
111	Jerry Mays vs. North Carolina, 1986 (16)
111	Ronny Cone vs. Wake Forest, 1983 (16)
111	Eddie Lee Ivery vs. Duke, 1978 (21)
110	Lenny Snow vs. Florida, 1967, Orange Bowl
110	Floyd Faucette vs. Clemson, 1958 (10)
110	Bill Teas vs. Georgia, 1952
109	Joe Burns vs. Maryland, 2000 (28)
109	Robert Lavette vs. Georgia, 1984 (27)
108	<b>P.J. Daniels vs. Duke, 2003 (21)</b>
108	C.J. Williams vs. North Carolina, 1995 (30)
108	Danny Myers vs. South Carolina, 1974 (15)
108	Leon Hardeman vs. Duke, 1952
107	Nate Kelsey vs. Virginia, 1986 (12)
107	Eddie Lee Ivery vs. Tennessee, 1976 (16)
107	Bruce Southall vs. Navy, 1972 (15)
107	Jimmy Thompson vs. Duke, 1954 (10)
106	Dorsey Levens vs. Baylor, 1993 (13)
106	Jerry Mays vs. Duke, 1989 (21)
105	<b>P.J. Daniels vs. Vanderbilt, 2003 (25)</b>
104	William Bell vs. Baylor, 1993 (25)
104	Malcolm King vs. Georgia, 1984 (6)
104	Eddie Fortier vs. Wake Forest, 1982 (18)
104	Danny Myers vs. Tulane, 1975 (19)
104	Greg Horne vs. Navy, 1972 (22)
104	Glenn Turner vs. Florida, 1953 (20)
103	<b>Reggie Ball vs. Vanderbilt, 2003 (10)</b>
103	C.J. Williams vs. Duke, 1996 (9)
103	Donnie Davis vs. Duke, 1995 (12)
103	Tony Head vs. Auburn, 1975 (19)
102	Eddie Lee Ivery vs. Notre Dame, 1978 (26)
102	Eddie Lee Ivery vs. Duke, 1977 (13)
102	Leon Hardeman vs. Vanderbilt, 1952



**JERRY MAYS**, No. 2 on Tech's rushing list, had 15 100-yard efforts, with a high of 207 against Georgia in his final game.

101	Sean Gregory vs. Clemson, 1999 (24)
101	Jimmy Lincoln vs. Wake Forest, 1991 (21)
101	John Dewberry vs. Clemson, 1983 (10)
100	Joe Burns vs. NC State, 2000 (21)
100	Joe Hamilton vs. UCF, 1999 (12)

## MOST 100-YARD GAMES IN A CAREER

18	by Robert Lavette, 1981-84
15	by Jerry Mays, 1985-89
14	by Eddie Lee Ivery, 1975-78
11	by Joe Burns, 1998-01
10	by C.J. Williams, 1994-96
8	by David Sims, 1974-76
7	by William Bell, 1989-93
6	by Bill Teas, 1951-54
6	by <b>P.J. Daniels, 2002-present</b>

## MOST 100-YARD GAMES IN A SEASON, INDIVIDUAL

8	by Eddie Lee Ivery in 1978
7	by Robert Lavette in 1982
7	by Jerry Mays in 1989
6	by C.J. Williams in 1995
6	by Robert Lavette in 1984
6	by Joe Burns in 2001
6	by <b>P.J. Daniels in 2003</b>

## MOST 100-YARD GAMES IN A SEASON, TEAM

9	in 1978 (Ivery 8, Friday 1)
9	in 1952 (Hardeman 4, Teas 3, Turner 2)
9	in 1993 (Levens 5, Bell 3, Lincoln 1)
8	in 1982 (Lavette 7, Fortier 1)
7	in 1995 (Williams 6, Davis 1)
7	in 1989 (Mays 7)
7	in 1983 (Lavette 3, Collier 2, Cone 1, Dewberry 1)
7	in 1977 (Ivery 4, Lee 2, Hardie 1)
7	in 2001 (Burns 6, Ford 1)
7	in 2003 (Daniels, 6 and Ball 1)

## NO 100-YARD GAMES

1956, 1957, 1959, 1960, 1962, 1964, 1967, 1968, 1973, 1980, 1992

## MOST CONSECUTIVE 100-YARD GAMES

7	by Eddie Lee Ivery in 1978
4	by Tony Hollings in 2002


# RUSHING

## CAREER RUSHING YARDS BY QB


1. Joe Hamilton .....	1,758	1996-99
2. Danny Myers .....	921	1973-75
3. Shawn Jones .....	855	1989-92
4. Donnie Davis .....	749	1992-95
5. Billy Lothridge .....	746	1961-63
6. John Dewberry .....	630	1983-85
7. Kim King .....	506	1964-66
8. Gary Hardie .....	478	1976-78
9. Gary Lanier .....	441	1976-79

## SEASON RUSHING YARDS BY QB

1. Joe Hamilton .....	734	1999
1. Danny Myers .....	489	1974
3. Joe Hamilton .....	478	1997
Billy Lothridge .....	478	1962
5. Danny Myers .....	432	1975
6. Gary Hardie .....	429	1977
7. Donnie Davis .....	390	1995
8. Reggie Ball .....	384	2003
9. Shawn Jones .....	361	1991
10. Bucky Shamburger .....	344	1976
11. Shawn Jones .....	330	1989
12. John Dewberry .....	329	1984
13. Donnie Davis .....	328	1993



**DANNY MYERS**, who directed a potent wishbone offense from 1973-75, was Tech's career rushing leader among quarterbacks until surpassed by Joe Hamilton.



**DONNIE DAVIS** was the first Tech quarterback to rush and pass for 100 yards in a game (vs. Duke in 1995). Joe Hamilton and Reggie Ball (right) have since accomplished the feat.

## SINGLE-GAME RUSHING YARDS BY QB

1. Gary Hardie .....	122 vs. Tulane, 1977 (8)
2. Danny Myers .....	108 vs. South Carolina, 1974 (15)
3. Danny Myers .....	104 vs. Tulane, 1975 (19)
4. Reggie Ball .....	103 vs. Vanderbilt (10)
Donnie Davis .....	103 vs. Duke, 1995 (12)
6. John Dewberry .....	101 vs. Clemson, 1983 (10)
7. Joe Hamilton .....	100 vs. UCF, 1999 (12)
8. Joe Hamilton .....	94 vs. Georgia, 1999 (15)
9. Shawn Jones .....	91 vs. Boston College, 1991 (12)
10. Shawn Jones .....	89 vs. Virginia, 1989 (1)
Joe Hamilton .....	89 vs. Boston College, 1997 (5)

## CAREER RUSHING TOUCHDOWNS BY QB

1. Shawn Jones .....	19	1989-92
2. Joe Hamilton .....	18	1996-99
3. Danny Myers .....	14	1973-75
4. Billy Lothridge .....	15	1961-63
5. Tippy Vann .....	11	1956-57
6. John Dewberry .....	9	1983-85
7. Gary Lanier .....	8	1976-79
8. Donnie Davis .....	7	1992-95
Kim King .....	7	1964-66
Wade Mitchell .....	7	1953-56
11. George Godsey .....	6	1998-01

## SEASON RUSHING TOUCHDOWNS BY QB

1. Billy Lothridge .....	9	1962
2. Shawn Jones .....	7	1991
Danny Myers .....	7	1974
Danny Myers .....	7	1975
5. Shawn Jones .....	6	1990
Joe Hamilton .....	6	1999
7. Joe Hamilton .....	5	1997
John Dewberry .....	5	1983



## TOP RUSHING TANDEM IN A SEASON

Players .....	Year	Total
1. Eddie Lee Ivery (1,562) and Rodney Lee (392) .....	1978	1,954
2. P.J. Daniels (1,447) and Reggie Ball, QB (384) .....	2003	1,831
3. Eddie Lee Ivery (900) and Rodney Lee (780) .....	1977	1,680
4. Jerry Mays (1,349) and Shawn Jones (330) .....	1989	1,679
5. C.J. Williams (1,138) and Charles Wiley (494) .....	1995	1,632
6. Dorsey Levens (823) and William Bell (752) .....	1993	1,575
7. Sean Gregory (837) and Joe Hamilton, QB (734) .....	1999	1,571
8. Robert Lavette (1,189) and Malcolm King (377) .....	1984	1,566
9. Robert Lavette (1,208) and Eddie Fortier (353) .....	1982	1,561
10. David Sims (803) and Eddie Lee Ivery (754) .....	1976	1,557



# ALL-PURPOSE

## YEARLY LEADERS

Year	Player	Plays	Yards
1948	Bob McCoy	54	530
1949	Bobby North	139	822
1950	Bobby North	149	706
1951	Leon Hardeman	144	851
1952	Billy Teas	180	1,195
1953	Billy Teas	137	1,061
1954	Jimmy Thompson	53	519
1955	George Volkert	97	877
1956	Ken Owen	116	773
1957	Lester Simmerville	95	584
1958	Floyd Faucette	99	659
1959	Taz Anderson	85	550
1960	Billy Williamson	93	798
1961	Billy Williamson	101	745
1962	Joe Auer	68	512
1963	Joe Auer	82	552
1964	Johnny Gresham	136	980
1965	Lenny Snow	150	901
1966	Lenny Snow	216	889
1967	John Sias	54	752
1968	John Sias	65	922
1969	Gene Spiotta	108	703
1970	Brent Cunningham	164	990
1971	Brent Cunningham	115	610
1972	Jimmy Robinson	51	828
1973	Jimmy Robinson	57	742
1974	David Sims	151	913
1975	Drew Hill	55	754
1976	Eddie Lee Ivery	151	844
1977	Eddie Lee Ivery	160	1,101
1978	Eddie Lee Ivery	291	1,879
1979	Marlon Heggs	45	813
1980	Marlon Heggs	41	691
1981	Robert Lavette	250	1,562
1982	Robert Lavette	309	1,570
1983	Robert Lavette	207	926
1984	Robert Lavette	283	1,335
1985	Gary Lee	53	975
1986	Jerry Mays	173	1,044
1987	Richard Hills	139	1,079
1988	Jerry Mays	240	1,280
1989	Jerry Mays	286	1,624
1990	William Bell	174	1,050
1991	Jimmy Lincoln	217	1,036
1992	Jason McGill	37	663
1993	Dorsey Levens	131	1,163
1994	C.J. Williams	135	716
1995	C.J. Williams	271	1,331
1996	Charlie Rogers	160	1,477
1997	Harvey Middleton	76	1,031
1998	Dez White	72	1,655
1999	Dez White	84	1,616
2000	Kelly Campbell	89	1,682
2001	Joe Burns	312	1,457
2002	Kerry Watkins	103	1,570
2003	Jonathan Smith	125	1,569



**CHARLIE ROGERS**, with 3,693 all-purpose yards, is the only player in Tech history to accumulate at least 500 yards rushing, 500 yards receiving and 500 return yards in his career.

## SEASON ALL-PURPOSE

Player	Plays	Yards	Year
1. Eddie Lee Ivery	291	1,879	1978
2. Kelly Campbell	89	1,682	2000
3. Dez White	72	1,655	1998
4. Jerry Mays	286	1,624	1989
5. Dez White	84	1,616	1999
6. Robert Lavette	309	1,570	1982
Kerry Watkins	103	1,570	2002
8. Jonathan Smith	125	1,569	2003
9. Robert Lavette	250	1,562	1981
<b>10. P.J. Daniels</b>	<b>302</b>	<b>1,535</b>	<b>2003</b>
11. Charlie Rogers	160	1,477	1996
12. Joe Burns	312	1,457	2001
13. Robert Lavette	283	1,335	1984
14. C.J. Williams	271	1,331	1995
15. Drew Hill	57	1,283	1978

## SINGLE-GAME ALL-PURPOSE YARDS

1. Eddie Lee Ivery	367 vs. Air Force, 1978
2. Dez White	310 vs. Virginia, 1998
<b>3. P.J. Daniels</b>	<b>307 vs. Tulsa, 2003</b>
4. Brent Cunningham	270 vs. Clemson, 1970
5. Charlie Rogers	268 vs. Central Fla., 1996
6. Jerry Mays	251 vs. W. Carolina, 1985
7. Kelly Campbell	248 vs. Clemson, 2000
P.J. Daniels	248 vs. North Carolina, 2003
8. Robert Lavette	240 vs. Navy, 1981
9. Jimmy Lincoln	238 vs. Virginia, 1991
10. Robert Lavette	235 vs. Georgia, 1982
11. Kelly Campbell	231 vs. Syracuse, 2001
12. Jerry Mays	229 vs. Georgia, 1989
13. Robert Lavette	228 vs. The Citadel, 1982
14. Dez White	227 vs. North Carolina, 1998
15. Charlie Rogers	225 vs. Duke, 1996

## CAREER ALL-PURPOSE LEADERS

Player	Years	Plays	Rush	Rec.	KOR	PR	TD	Total
1. Robert Lavette	1981-84	1,049	4,066	862	465	0	46	5,393
2. Jerry Mays	1985-89	817	3,699	869	175	0	26	4,743
3. Kelly Campbell	1998-01	267	152	2,907	1,415	0	27	4,472
4. Eddie Lee Ivery	1975-78	653	3,517	406	311	90	24	4,324
5. Drew Hill	1975-78	201	370	1,080	2,357	4	14	3,815
6. Charlie Rogers	1995-98	368	1,287	657	1,264	485	10	3,693
7. Dez White	1997-99	170	67	1,833	1,701	0	16	3,601
8. Joe Burns	1998-01	698	2,634	681	194	0	34	3,509
9. Kerry Watkins	1999-02	220	182	2,680	481	0	22	3,343
10. Jonathan Smith	2000-03	251	194	2,238	22	477	15	2,931
11. Harvey Middleton	1994-97	219	12	2,291	200	376	13	2,879
12. C.J. Williams	1994-96	595	2,365	404	73	18	24	2,860
13. Billy Teas	1951-54	357	1,689	314	238	399	12	*2,640
14. Cory Collier	1983-86	430	1,590	222	627	75	10	2,514
15. Derrick Steagall	1993-97	150	133	1,639	687	28	9	2,487
16. David Sims	1974-76	388	2,274	47	17	0	21	2,338
17. Gary Lee	1983-86	134	47	1,299	874	81	16	2,301
18. William Bell	1989-93	447	2,026	246	0	0	16	2,272
19. Leon Hardeman	1951-53	360	1,794	223	152	76	22	2,245
20. Brent Cunningham	1969-71	411	1,446	352	276	121	10	2,195

# TOTAL OFFENSE



**SHAWN JONES** finished his career as the ACC's all-time leader in total offense,

## INDIVIDUAL RECORDS

### Most Plays

Game	68	Larry Good vs. Tennessee, 1968
Season	<b>489</b>	<b>Reggie Ball, 2003</b>
Career	1,609	Shawn Jones, 1989-92

### Most Yards

Game	477	George Godsey vs. Virginia, 2001
Season	3,794	Joe Hamilton, 1999
Career	10,640	Joe Hamilton, 1996-99

### Most Yards Per Game

Season	344.9	Joe Hamilton, 1999
Career	247.4	Joe Hamilton, 1996-99

### Most Yards Per Play

Season	8.27	Joe Hamilton, 1999
Career	6.99	Joe Hamilton, 1996-99

### Touchdown Responsibility

Game	5	Joe Hamilton vs. Clemson & FSU, 1999; Eddie McAshan vs. Rice, 1972
Season	35	Joe Hamilton, 1999
Career	83	Joe Hamilton, 1996-99



**MIKE KELLEY** ranks fourth in Georgia Tech history in career passing yards and total offense.

## TEAM RECORDS

### Most Plays

Game	97	vs. South Carolina, 1970; Clemson, 2000
Season	913	2001

### Most Yards

Game	706	vs. The Citadel, 1948
Season	5,599	1999

### Most Yards Per Game

Season	509.0	1999
--------	-------	------

### Most Yards Per Play


Season	6.81	1999
--------	------	------

### Most First Downs

Game	34	vs. Virginia, 2000
Season	287	1999

## CAREER TOTAL OFFENSE LEADERS

Player, Pos.	Years	Plays	Rush	Pass	TDR	Yards
1. Joe Hamilton, qb	1996-99	1,521	1,758	8,882	83	10,640
2. Shawn Jones, qb	1989-92	1,609	855	8,441	70	9,296
3. George Godsey, qb	1998-01	896	-12	6,137	47	6,125
4. Mike Kelley, qb	1978-81	987	-51	5,249	24	5,198
5. John Dewberry, qb	1983-85	805	630	4,193	36	4,823
6. Eddie McAshan, qb	1970-72	913	182	4,080	35	4,262
7. Robert Lavette, rb	1981-84	918	4,066	27	46	4,093
8. Donnie Davis, qb	1992-95	654	749	3,261	29	4,010
9. Jerry Mays, rb	1985-89	701	3,699	58	18	3,757
10. Eddie Lee Ivery, rb	1975-78	617	3,517	53	30	3,570
11. Kim King, qb	1965-67	712	506	2,763	21	3,269
12. Billy Lothridge, qb	1961-63	670	746	2,394	33	3,140
13. Larry Good, qb	1966-68	504	623	2,052	18	2,675
14. Joe Burns, rb	1998-01	614	2,675	0	31	2,634
15. A.J. Suggs, qb	2002-03	442	26	2,422	14	2,427
<b>16. Reggie Ball, qb</b>	<b>2003-</b>	<b>489</b>	<b>384</b>	<b>1,996</b>	<b>13</b>	<b>2,380</b>
17. Rick Strom, qb	1983-87	480	178	2,199	13	2,377
18. C.J. Williams, rb	1994-96	540	2,365	0	20	2,365
19. David Sims, rb	1974-76	386	2,274	64	22	2,338
20. Jim Bob Taylor, qb	1981-82	397	-58	2,136	4	2,078



**JOHN DEWBERRY** ranks fifth in Tech annals in passing yards and total offense despite playing only three seasons.



# TOTAL OFFENSE

## YEARLY LEADERS

Year	Player	Plays	Yards
1950	Bobby North	145	663
1951	Darrell Crawford	216	1,194
1952	Bill Teas	152	788
1953	Pepper Rodgers	111	650
1954	Bill Brigman	94	520
1955	George Volkert	87	653
1956	Toppy Vann	136	543
1957	Fred Braselton	177	517
1958	Floyd Faucette	83	473
1959	Fred Braselton	95	396
1960	Stan Gann	138	679
1961	Stan Gann	172	577
1962	Billy Lothridge	284	1,484
1963	Billy Lothridge	270	1,240
1964	Jerry Priestley	112	505
1965	Kim King	322	1,676
1966	Larry Good	145	852
1967	Kim King	199	806
1968	Larry Good	244	1,356
1969	Brent Cunningham	118	459
1970	Eddie McAshan	292	1,209
1971	Eddie McAshan	314	1,290
1972	Eddie McAshan	307	1,763
1973	Jim Stevens	307	1,480
1974	David Sims	144	881
1975	Danny Myers	125	704
1976	David Sims	170	867
1977	Eddie Lee Ivery	155	905
1978	Eddie Lee Ivery	269	1,589
1979	Mike Kelley	399	2,107
1980	Mike Kelley	169	809
1981	Mike Kelley	198	791
1982	Jim Bob Taylor	308	1,831
1983	John Dewberry	202	1,013
1984	John Dewberry	304	2,175
1985	John Dewberry	299	1,635
1986	Rick Strom	240	1,144
1987	Rick Strom	204	1,093
1988	Todd Rampley	298	1,479
1989	Shawn Jones	383	2,078
1990	Shawn Jones	336	2,285
1991	Shawn Jones	453	2,649
1992	Shawn Jones	437	2,284
1993	Donnie Davis	309	2,067
1994	Tommy Luginbill	362	2,040
1995	Donnie Davis	319	1,852
1996	Joe Hamilton	283	1,590
1997	Joe Hamilton	408	2,792
1998	Joe Hamilton	371	2,464
1999	Joe Hamilton	459	3,794
2000	George Godsey	404	2,945
2001	George Godsey	450	3,040
2002	A.J. Suggs	415	2,263
2003	Reggie Ball	489	2,380

## SINGLE-GAME TOTAL OFFENSE

1.	George Godsey	477	vs. Virginia, 2001
2.	Joe Hamilton	474	vs. Maryland, 1999
3.	George Godsey	450	vs. Clemson, 2000
4.	Joe Hamilton	435	vs. Georgia, 1999
5.	Darrell Gast	412	vs. Duke, 1987
6.	Joe Hamilton	410	vs. Clemson, 1999
7.	Joe Hamilton	405	vs. Florida State, 1999
8.	Mike Kelley	376	vs. Navy, 1979
9.	Joe Hamilton	387	vs. Duke, 1999
10.	Joe Hamilton	368	vs. Virginia, 1997
11.	Eddie McAshan	365	vs. Rice, 1972
12.	Joe Hamilton	364	vs. NC State, 1997
13.	Joe Hamilton	362	vs. North Carolina, 1998
14.	George Godsey	357	vs. Maryland, 2000
15.	Joe Hamilton	356	vs. West Virginia, 1997
16.	Eddie Lee Ivery	356	vs. Air Force, 1978
17.	Joe Hamilton	350	vs. North Carolina, 1999
18.	Joe Hamilton	348	vs. Maryland, 1997
19.	Mike Kelley	340	vs. Duke, 1979
20.	George Godsey	333	vs. Wake Forest, 2000
	George Godsey	333	vs. Virginia, 2000

## SINGLE-GAME TDR

### Touchdowns Rushing / Passing

1.	Joe Hamilton	5 (0/5)	vs. Clemson, 1999
	Joe Hamilton	5 (1/4)	vs. Florida State, 1999
	Eddie McAshan	5 (0/5)	vs. Rice, 1972
4.	P.J. Daniels	4 (4/0)	vs. Tulsa, 2003
	Tony Hollings	4 (4/0)	vs. Connecticut, 2002
	George Godsey	4 (0/4)	vs. Wake Forest, 2000
	Joe Hamilton	4 (1/3)	vs. Maryland, 1999
	Joe Hamilton	4 (0/4)	vs. Georgia, 1999
	Tommy Luginbill	4 (0/4)	vs. W. Carolina, 1994
	Shawn Jones	4 (0/4)	vs. Georgia, 1990
	Shawn Jones	4 (0/4)	vs. Maryland, 1989
	Jerry Mays	4 (3/1)	vs. NC State, 1986
	Robert Lavette	4 (4/0)	vs. Virginia, 1982
	George Maloof	4 (4/0)	vs. Georgia, 1951
	Darrell Crawford	4 (0/4)	vs. Auburn, 1951
	Frank Broyles	4 (0/4)	vs. Tulane, 1944
	Eddie Prokop	4 (4/0)	vs. Tulane, 1943

## SEASON TOTAL OFFENSE

1.	Joe Hamilton	3,794	1999
2.	George Godsey	3,040	2001
3.	George Godsey	2,945	2000
4.	Joe Hamilton	2,792	1997
5.	Shawn Jones	2,649	1991
6.	Joe Hamilton	2,464	1998
7.	Reggie Ball	2,380	2003
8.	Shawn Jones	2,285	1990
9.	Shawn Jones	2,284	1992
10.	A.J. Suggs	2,263	2002
11.	John Dewberry	2,175	1984
12.	Mike Kelley	2,107	1979
13.	Shawn Jones	2,078	1989
14.	Donnie Davis	2,067	1993
15.	Tommy Luginbill	2,040	1994
16.	Donnie Davis	1,852	1995
17.	Jim Bob Taylor	1,831	1982
18.	Eddie McAshan	1,763	1972
19.	Kim King	1,676	1965
20.	John Dewberry	1,635	1985



**BILLY LOTHRIDGE** was a multi-talented quarterback and punter who was the runner-up to Navy's Roger Staubach for the 1963 Heisman Trophy.

## SEASON TDR

1.	Joe Hamilton	35	1999
2.	George Godsey	25	2000
3.	George Godsey	22	2001
4.	Joe Hamilton	21	1998
5.	Robert Lavette	19	1982
	Shawn Jones	19	1990
7.	Shawn Jones	18	1991
	Shawn Jones	18	1992
9.	Joe Hamilton	17	1997
	Eddie McAshan	17	1972
11.	Donnie Davis	15	1993
	Shawn Jones	15	1989
	Billy Lothridge	15	1962
	Darrell Crawford	15	1951

## CAREER TDR

1.	Joe Hamilton	83	1996-99
2.	Shawn Jones	70	1989-92
3.	George Godsey	47	1998-01
4.	Robert Lavette	46	1981-84
5.	John Dewberry	36	1983-85
6.	Eddie McAshan	35	1970-72
7.	Billy Lothridge	33	1961-63
8.	Joe Burns	31	1998-01
9.	Darrell Crawford	30	1949-51
10.	Donnie Davis	29	1992-95
11.	Eddie Lee Ivery	26	1975-78
12.	Mike Kelley	24	1978-81
13.	David Sims	22	1974-76
	Leon Hardeman	22	1951-53
15.	Kim King	21	1965-67



**JOE HAMILTON** finished his career as the ACC's all-time leader in total offense, touchdown responsibility, and pass efficiency.

## CAREER PASSING LEADERS

Player .....	Years	Comp-Att	TD	Yards
1. Joe Hamilton .....	1996-99	629-1020	65	8,882
2. Shawn Jones .....	1989-92	652-1217	51	8,441
3. George Godsey .....	1998-01	484-765	41	6,137
4. Mike Kelley .....	1978-81	391-785	23	5,249
5. John Dewberry .....	1983-85	310-533	27	4,193
6. Eddie McAshan .....	1970-72	360-698	32	4,080
7. Donnie Davis .....	1992-95	270-478	22	3,261
8. Kim King .....	1965-67	243-460	14	2,763
9. A.J. Suggs .....	2002-03	223-387	14	2,422
10. Billy Lothridge .....	1961-63	185-372	18	2,394
11. Rick Strom .....	1983-87	178-356	11	2,199
12. Jim Bob Taylor .....	1981-82	160-290	4	2,136
13. Tommy Luginbill .....	1994	182-327	14	2,128
14. Larry Good .....	1966-68	154-333	12	2,052
15. Reggie Ball .....	2003-	181-350	10	1,996
16. Jimmy Southard .....	1946-49	126-230	12	1,994
17. Darrell Crawford .....	1949-51	155-289	17	1,967
18. Bill Brigman .....	1951-54	138-263	16	1,940
10. Darrell Gast .....	1983-87	137-288	13	1,793
20. Jim Stevens .....	1972-73	137-249	4	1,732

## INDIVIDUAL RECORDS

### Most Passes Attempted

Game	61	Larry Good vs. Tennessee, 1968
Season	384	George Godsey, 2001
Career	1,217	Shawn Jones, 1989-92

### Most Passes Completed

Game	39	George Godsey vs. Virginia, 2001
Season	249	George Godsey, 2001
Career	652	Shawn Jones, 1989-92

### Most Yards Passing

Game	486	George Godsey vs. Virginia, 2001
Season	3,085	George Godsey, 2001
Career	8,882	Joe Hamilton, 1996-99

### Most Touchdown Passes Thrown

Game	5	Joe Hamilton vs. Clemson, 1999
		Eddie McAshan vs. Rice, 1972
Season	29	Joe Hamilton, 1999
Career	65	Joe Hamilton, 1996-99

### Most Interceptions Thrown

Game	5	Jerry Priestley vs. Tennessee, 1964
		Eddie McAshan vs. Rice, 1972
Season	21	Eddie McAshan, 1970
Career	52	Eddie McAshan, 1970-72

### Highest Yards Per Game Average

Season	278.2	Joe Hamilton, 1999
Career	206.6	Joe Hamilton, 1996-99

### Highest Yards Per Completion Average

Season	15.9	Jimmy Southard, 1948 (min. 55 completions)
	15.1	Joe Hamilton, 1999 (min. 110 completions)
Career	14.1	Joe Hamilton, 1996-99 (min. 200 completions)

### Highest Yards Per Attempt Average

Season	10.03	Joe Hamilton, 1999 (min. 110 attempts)
Career	8.71	Joe Hamilton, 1996-99 (min. 200 attempts)

### Highest Completion Percentage

Season	.666	Joe Hamilton, 1999 (min. 75 attempts)
Career	.633	George Godsey, 1998-01 (min. 150 attempts)

### Highest Efficiency Rating

Game	309.8	George Godsey vs. Navy, 2001
Season	175.0	Joe Hamilton, 1999
Career	148.2	Joe Hamilton, 1996-99

## TEAM RECORDS

### Most Passes Attempted

Game-63 vs. Tennessee, 1968	Season-413 in 2001
-----------------------------	--------------------

### Most Passes Completed

Game-39 vs. Virginia, 2001	Season-264 in 2001
----------------------------	--------------------

### Most Yards Gained Passing

Game-486 vs. Virginia, 2001	Season-3,347 in 2001
-----------------------------	----------------------

### Most Touchdown Passes Thrown

Game-5 vs. Rice, 1972; Clemson, 1999	Season-29 in 1999
--------------------------------------	-------------------

### Most Interceptions Thrown

Game-7 vs. Wake Forest, 1987	Season-23 in 1970
------------------------------	-------------------

### Highest Yards Per Game Average

Season-283.4 in 1999
----------------------

### Highest Yards Per Completion Average

Season-15.0 in 1999 (min. 100 completions)
--

### Highest Yards Per Attempt Average

Season-9.8 in 1999 (min. 200 attempts)
--

### Most First Downs Passing

Season-142 in 2000
--------------------



# PASSING



**DARRELL GAST** passed for a then-school record 416 yards against Duke in 1987.

## SEASON COMPLETIONS

1. George Godsey .....	249	2001
2. George Godsey .....	222	2000
3. A.J. Suggs .....	208	2002
4. Joe Hamilton .....	203	1999
5. Shawn Jones .....	190	1992
6. Reggie Ball .....	181	2003
7. Tommy Luginbill .....	182	1994
8. Shawn Jones .....	178	1991
9. Joe Hamilton .....	173	1997
10. Todd Rampley .....	154	1988

## SEASON ATTEMPTS

1. George Godsey .....	384	2001
2. A.J. Suggs .....	363	2002
3. Shawn Jones .....	362	1992
4. Reggie Ball .....	350	2003
5. George Godsey .....	349	2000
6. Shawn Jones .....	339	1991
7. Tommy Luginbill .....	327	1994
8. Joe Hamilton .....	305	1999
9. Mike Kelley .....	300	1979
10. Todd Rampley .....	275	1988

## SEASON COMPLETION PERCENTAGE

Minimum 50 attempts

1. Joe Hamilton (203-305) .....	666	1999
2. George Godsey (249-384) .....	648	2001
3. Joe Hamilton (173-268) .....	646	1997
4. George Godsey (222-349) .....	636	2000

## YEARLY LEADERS

Year	Player .....	Cmp-Att	Yds.	TD	Int
1950	Darrell Crawford .....	54-96	546	4	8
1951	Darrell Crawford .....	83-150	1237	13	11
1952	Bill Brigman .....	64-125	794	7	12
1953	Pepper Rodgers .....	51-85	643	7	4
1954	Bill Brigman .....	39-77	573	4	5
1955	Tippy Vann .....	31-36	270	3	1
1956	Tippy Vann .....	34-65	446	6	4
1957	Fred Braselton .....	56-107	486	4	8
1958	Fred Braselton .....	35-78	319	0	6
1959	Fred Braselton .....	32-64	368	4	1
1960	Stan Gann .....	43-96	523	3	11
1961	Stan Gann .....	43-79	450	1	9
1962	Billy Lothridge .....	83-156	1006	6	8
1963	Billy Lothridge .....	76-153	1017	10	7
1964	Jerry Priestley .....	37-77	441	4	10
1965	Kim King .....	112-191	1331	11	8
1966	Kim King .....	64-124	690	1	8
1967	Kim King .....	67-145	742	2	7
1968	Larry Good .....	97-191	1337	6	8
1969	Jack Williams .....	30-59	358	2	8
1970	Eddie McAshan .....	110-223	1138	9	21
1971	Eddie McAshan .....	125-234	1186	7	14
1972	Eddie McAshan .....	125-241	1756	16	17
1973	Jim Stevens .....	119-217	1481	4	13
1974	Rudy Allen .....	28-52	357	2	3
1975	Danny Myers .....	16-27	272	3	3
1976	Gary Lanier .....	16-33	290	1	5
1977	Gary Lanier .....	10-26	182	1	1
1978	Mike Kelley .....	96-197	1479	7	10
1979	Mike Kelley .....	149-300	2051	10	19
1980	Mike Kelley .....	68-137	832	3	5
1981	Mike Kelley .....	78-151	887	3	8
1982	Jim Bob Taylor .....	135-232	1839	3	12
1983	John Dewberry .....	74-134	790	6	8
1984	John Dewberry .....	126-206	1846	11	10
1985	John Dewberry .....	110-193	1557	10	8
1986	Rick Strom .....	87-167	1011	5	6
1987	Darrell Gast .....	80-179	1104	5	8
1988	Todd Rampley .....	154-275	1579	6	13
1989	Shawn Jones .....	142-271	1748	12	13
1990	Shawn Jones .....	142-245	2008	13	12
1991	Shawn Jones .....	178-339	2288	11	18
1992	Shawn Jones .....	190-362	2397	15	7
1993	Donnie Davis .....	137-237	1739	12	12
1994	Tommy Luginbill .....	182-327	2128	14	13
1995	Donnie Davis .....	124-223	1462	10	5
1996	Joe Hamilton .....	108-188	1342	7	13
1997	Joe Hamilton .....	173-268	2314	12	7
1998	Joe Hamilton .....	145-259	2166	17	8
1999	Joe Hamilton .....	203-305	3060	29	11
2000	George Godsey .....	222-349	2906	23	6
2001	George Godsey .....	249-384	3085	18	11
2002	A.J. Suggs .....	208-363	2242	12	15
2003	Reggie Ball .....	181-350	1996	10	11

5. John Dewberry (126-206) .....	612	1984
6. Pepper Rodgers (51-85) .....	600	1953
7. Kim King (112-191) .....	586	1965
8. Jim Bob Taylor (135-232) .....	582	1982
9. Shawn Jones (142-245) .....	580	1990
10. Donnie Davis (137-237) .....	578	1993


## SEASON TD PASSES

1. Joe Hamilton .....	29	1999
2. George Godsey .....	23	2000
3. George Godsey .....	18	2001
4. Joe Hamilton .....	17	1998
5. Eddie McAshan .....	16	1972
6. Shawn Jones .....	15	1992
Frank Broyles .....	15	1944
8. Tommy Luginbill .....	14	1994
9. Shawn Jones .....	13	1990
10. Joe Hamilton .....	12	1997
Donnie Davis .....	12	1993
Shawn Jones .....	12	1989
Darrell Crawford .....	12	1951
A.J. Suggs .....	12	2002

## SEASON PASS EFFICIENCY

Minimum 50 attempts

1. Joe Hamilton .....	175.0	1999
2. George Godsey .....	151.9	2000
3. Joe Hamilton .....	146.6	1997
4. John Dewberry .....	144.4	1984
5. Jimmy Southard .....	143.0	1948
6. George Godsey .....	142.1	2001
7. Joe Hamilton .....	141.7	1998
8. Pepper Rodgers .....	141.3	1953
9. Darrell Crawford .....	139.0	1951
10. Darrell Gast .....	135.9	1986
11. Jack Williams .....	134.9	1970
12. John Dewberry .....	133.6	1985
Shawn Jones .....	133.6	1990
14. Tippy Vann .....	128.1	1956
15. Donnie Davis .....	126.0	1993



**DARRELL CRAWFORD** is one of eight Tech quarterbacks who have thrown four touchdown passes in a game.




# PASSING

## SEASON YARDAGE

1. George Godsey .....	3,085	2001
2. Joe Hamilton .....	3,060	1999
3. George Godsey .....	2,906	2000
4. Shawn Jones .....	2,397	1992
5. Joe Hamilton .....	2,314	1997
6. Shawn Jones .....	2,288	1991
7. A.J. Suggs .....	2,242	2002
8. Joe Hamilton .....	2,166	1998
9. Tommy Luginbill .....	2,128	1994
10. Mike Kelley .....	2,051	1979
11. Shawn Jones .....	2,008	1990
<b>12. Reggie Ball .....</b>	<b>1,996</b>	<b>2003</b>
13. John Dewberry .....	1,846	1984
14. Jim Bob Taylor .....	1,839	1982
15. Eddie McAshan .....	1,756	1972
16. Shawn Jones .....	1,748	1989
17. Donnie Davis .....	1,739	1993
18. Todd Rampley .....	1,579	1988
19. John Dewberry .....	1,557	1985
20. Jim Stevens .....	1,481	1973

## CAREER COMPLETIONS

1. Shawn Jones .....	652	1989-92
2. Joe Hamilton .....	629	1996-99
3. George Godsey .....	484	1998-01
4. Mike Kelley .....	391	1978-81
5. Eddie McAshan .....	360	1970-72



**GEORGE GODSEY** set the Tech single-game records with 39 completions and 486 yards passing against Virginia in 2001, breaking the marks he set the previous year versus Clemson.



**KIM KING**, the Tech quarterback from 1965-67 who was dubbed *The Young Lefthander*, still ranks in the top 10 on the Jackets' career passing list.

6. John Dewberry .....	310	1983-85
7. Donnie Davis .....	270	1992-95
8. Kim King .....	243	1965-67
9. A.J. Suggs .....	223	2002-03
10. Billy Lothridge .....	185	1961-63
11. Tommy Luginbill .....	182	1994
<b>12. Reggie Ball .....</b>	<b>181</b>	<b>2003-</b>
13. Rick Strom .....	178	1983-87
14. Todd Rampley .....	166	1984-88
15. Jim Bob Taylor .....	160	1981-82

## CAREER ATTEMPTS

1. Shawn Jones .....	1,217	1989-92
2. Joe Hamilton .....	1,020	1996-99
3. Mike Kelley .....	785	1978-81
4. George Godsey .....	765	1998-01
5. Eddie McAshan .....	698	1970-72
6. John Dewberry .....	533	1983-85
7. Donnie Davis .....	478	1992-95
8. Kim King .....	460	1965-67
9. A.J. Suggs .....	387	2002-03
10. Billy Lothridge .....	372	1961-63
11. Rick Strom .....	356	1983-87
<b>12. Reggie Ball .....</b>	<b>350</b>	<b>2003-</b>
13. Larry Good .....	333	1966-68
14. Tommy Luginbill .....	327	1994
15. Todd Rampley .....	302	1984-88

## CAREER COMPLETION PCT.


1. George Godsey .....	.633	1998-01
2. Joe Hamilton .....	.617	1996-99
3. John Dewberry .....	.582	1983-85
4. A.J. Suggs .....	.576	2002-03
5. Donnie Davis .....	.564	1992-95
6. Tommy Luginbill .....	.557	1994
7. Jim Bob Taylor .....	.551	1981-82
8. Jim Stevens .....	.550	1972-73
9. Jimmy Southard .....	.547	1947-49
10. Darrell Crawford .....	.536	1949-51
11. Shawn Jones .....	.536	1989-92
12. Stu Rogers .....	.530	1980-83

## CAREER PASS EFFICIENCY

*Minimum 100 attempts*

1. Joe Hamilton .....	148.2	1996-99
2. George Godsey .....	143.6	1998-01
3. Toppy Vann .....	134.6	1953-56
4. Jimmy Southard .....	129.2	1947-49
5. Shawn Jones .....	125.6	1989-92
6. John Dewberry .....	125.5	1983-85
7. Donnie Davis .....	121.4	1992-95
8. Pepper Rodgers .....	118.6	1951-53
9. Bill Brigman .....	116.2	1952-54
10. Darrell Crawford .....	113.6	1949-51
11. A.J. Suggs .....	113.4	2002-03
12. Jack Williams .....	110.2	1968-70
13. Billy Lothridge .....	110.1	1961-63
14. Jim Bob Taylor .....	109.9	1981-82
15. Rudy Allen .....	107.9	1974-75

# PASSING



**EDDIE McASHAN** threw for 371 yards and a school-record five touchdown passes against Rice in 1972.

## 300-YARD PASSING GAMES

486	George Godsey vs. Virginia, 2001
454	George Godsey vs. Clemson, 2000
416	Darrell Gast vs. Duke, 1987
387	Joe Hamilton vs. Florida State, 1999
387	Joe Hamilton vs. Maryland, 1999
371	Eddie McAshan vs. Rice, 1972
361	Mike Kelley vs. Navy, 1979
354	George Godsey vs. Maryland, 2000
341	Joe Hamilton vs. Georgia, 1999
337	Joe Hamilton vs. Virginia, 1997
333	George Godsey vs. Wake Forest, 2000
333	Mike Kelley vs. Georgia, 1980
324	Joe Hamilton vs. Duke, 1999
323	George Godsey vs. Virginia, 2000
322	Joe Hamilton vs. Clemson, 1999
320	George Godsey vs. Maryland, 2001
319	Kim King vs. Virginia, 1965
317	Rick Strom vs. The Citadel, 1987
313	Tommy Luginbill vs. North Carolina, 1994
310	Tommy Luginbill vs. Virginia, 1994
305	Shawn Jones vs. Georgia, 1992
304	Frank Broyles vs. Tulsa, 1945
303	Joe Hamilton vs. North Carolina, 1998

## CAREER TD PASSES

1.	Joe Hamilton	65	1996-99
2.	Shawn Jones	51	1989-92
3.	George Godsey	41	1998-01
4.	Eddie McAshan	32	1970-72
5.	John Dewberry	27	1983-85
6.	Mike Kelley	23	1978-81
7.	Donnie Davis	22	1992-95
8.	Frank Broyles	21	1943-46
9.	Billy Lothridge	18	1961-63
10.	Darrell Crawford	17	1949-51
11.	Bill Brigman	16	1952-54
12.	Tommy Luginbill	14	1994
	Kim King	14	1965-67
	A.J. Suggs	14	2002-03

## SINGLE-GAME TD PASSES

1.	Joe Hamilton	5 vs. Clemson, 1999
	Eddie McAshan	5 vs. Rice, 1972
3.	George Godsey	4 vs. Wake Forest, 2000
	Joe Hamilton	4 vs. Florida State, 1999
	Joe Hamilton	4 vs. Georgia, 1999
	Tommy Luginbill	4 vs. W. Carolina, 1994
	Shawn Jones	4 vs. Georgia, 1990
	Shawn Jones	4 vs. Maryland, 1989
	Darrell Crawford	4 vs. Auburn, 1951
	Frank Broyles	4 vs. Tulane, 1944
	Eddie Prokop	4 vs. Tulane, 1943

## SINGLE-GAME COMPLETIONS

1.	George Godsey	39 vs. Virginia, 2001
2.	George Godsey	35 vs. Clemson, 2000
3.	George Godsey	29 vs. Virginia, 2000
4.	A.J. Suggs	28 vs. Maryland, 2002
	Todd Rampley	28 vs. Wake Forest, 1988
6.	Reggie Ball	27 vs. Duke, 2003
	Mike Kelley	27 vs. Georgia, 1980

8.	A.J. Suggs	26 vs. Virginia, 2002
	Shawn Jones	26 vs. Georgia, 1992
	George Godsey	26 vs. Maryland, 2001
11.	George Godsey	25 vs. Florida State, 2001
	Tommy Luginbill	25 vs. Virginia, 1994
	Shawn Jones	25 vs. Virginia, 1992
	Mike Kelley	25 vs. Georgia, 1981
	Larry Good	25 vs. Tennessee, 1968

## SINGLE-GAME ATTEMPTS

1.	Larry Good	61 vs. Tennessee, 1968
2.	George Godsey	57 vs. Clemson, 2000
3.	George Godsey	55 vs. Virginia, 2001
4.	Darrell Gast	49 vs. Duke, 1987
5.	Tommy Luginbill	47 vs. Florida State, 1994
	Reggie Ball	47 vs. Duke, 2003
7.	Shawn Jones	46 vs. Georgia, 1992
	Mike Kelley	46 vs. Georgia, 1980
	Todd Rampley	46 vs. Wake Forest, 1988
10.	Tommy Luginbill	45 vs. Virginia, 1994
	George Godsey	45 vs. Maryland, 2001
	A.J. Suggs	45 vs. Maryland, 2002

## SINGLE-GAME COMPLETION PERCENTAGE

Minimum 15 attempts

1.	Joe Hamilton (22-25)	.880 vs. Florida State, 1999
2.	George Godsey (14-16)	.875 vs. Citadel, 2001
3.	Joe Hamilton (17-21)	.810 vs. Maryland, 1997
4.	Joe Hamilton (21-26)	.808 vs. Virginia, 1997
5.	Joe Hamilton (15-19)	.789 vs. Duke, 1996
6.	George Godsey (29-37)	.784 vs. Virginia, 2000
7.	George Godsey (16-21)	.762 vs. Wake Forest, 2000
8.	Shawn Jones (15-20)	.750 vs. Georgia, 1990
9.	George Godsey (20-27)	.741 vs. Wake Forest, 2001
10.	Donnie Davis (17-23)	.739 vs. Maryland, 1995
11.	Donnie Davis (14-19)	.737 vs. Duke, 1993

## SINGLE-GAME PASS EFFICIENCY

Player .....	Opponent	Att-Cmp	Yds	TD	Int	Rating
1. George Godsey.....	Navy, 2001	8-9	158	2	0	309.69
2. George Godsey.....	Wake Forest, 2000	16-21	333	4	0	272.25
3. Joe Hamilton .....	Florida State, 1999	22-25	387	4	0	270.83
4. Rick Strom .....	The Citadel, 1987	11-18	317	3	1	252.93
5. George Godsey.....	The Citadel, 2001	14-16	222	2	0	245.30
6. Shawn Jones.....	Georgia, 1990	15-20	225	4	0	235.50
7. Joe Hamilton .....	Maryland, 1997	17-21	265	3	0	234.10
8. Donnie Davis .....	Duke, 1993	14-19	280	2	0	232.21
9. George Godsey.....	Maryland, 2000	19-26	354	2	0	212.83
10. Joe Hamilton .....	Duke, 1996	15-19	207	2	0	205.20

## CONSECUTIVE PASSES WITHOUT AN INTERCEPTION

1.	Joe Hamilton	161	North Carolina, 1997 - Boston College, 1998
2.	George Godsey	132	Duke, 2000 - Georgia, 2000
3.	A.J. Suggs	126	Wake Forest, 2002 - NC State 2002
4.	Shawn Jones	122	Stanford, 1991 - NC State, 1992
5.	George Godsey	120	NC State, 1999 - NC State, 2000
6.	Joe Hamilton	103	Boston College, 1998 - NC State, 1998

# RECEIVING

## INDIVIDUAL RECORDS

### Most Passes Caught

<i>Game</i>	14	John Sias vs. Navy, 1968 Steve Harkey vs. South Carolina, 1970 Robert Lavette vs. Notre Dame, 1981 Kelly Campbell vs. Clemson, 2000
<i>Season</i>	78	Jonathan Smith, 2003
<i>Career</i>	195	Kelly Campbell, 1998-01

### Most Yards Gained


<i>Game</i>	243	Dez White vs. Virginia, 1998
<i>Season</i>	1,138	Jonathan Smith, 2003
<i>Career</i>	2,907	Kelly Campbell, 1998-01

### Most Touchdown Receptions

<i>Game</i>	4	Buck Martin vs. Auburn, 1951
<i>Season</i>	10	Kelly Campbell, 1999 & 2000
<i>Career</i>	24	Kelly Campbell, 1998-01

### Best Average Per Reception

<i>Season</i>	22.2	Gary Lee, 1985 (min. 25 receptions)
<i>Career</i>	19.4	Gary Lee, 1983-86 (min. 50 receptions)



**Kelly  
Campbell**



**John Sias**

## YEARLY LEADERS

Year	Player	Cgt.	Yds.	TD
1950	John Weigle	23	368	5
1951	Buck Martin	37	506	8
1952	Buck Martin	28	398	6
1953	Henry Hair	16	187	3
1954	Henry Hair	24	270	4
1955	George Volkert	8	171	1
1956	Stan Flowers	10	141	2
1957	Jerome Green	9	86	1
	Ted Smith	9	79	0
1958	Fred Murphy	12	143	1
1959	Taz Anderson	10	89	1
1960	Chick Graning	16	158	1
1961	Billy Williamson	21	221	1
1962	Billy Martin	21	323	4
1963	Billy Martin	19	221	2
1964	Johnny Gresham	22	290	0
1965	Craig Baynham	30	368	7
1966	Steve Almond	24	265	1
1967	John Sias	42	671	4
1968	John Sias	61	902	4
1969	Steve Foster	19	200	1
1970	Larry Studdard	29	355	4
1971	Mike Oven	33	361	1
1972	Jimmy Robinson	48	812	9
1973	Jimmy Robinson	34	597	2
1974	Jimmy Robinson	19	224	2
1975	Steve Raible	13	277	4
1976	John Steele	14	233	1
1977	Drew Hill	7	102	2
1978	Drew Hill	36	708	4
1979	Kris Kentera	25	526	4
	Marlon Heggs	25	397	2
	Leon Chadwick	25	355	3
1980	Marlon Heggs	29	483	1
1981	Robert Lavette	45	307	0
1982	Robert Lavette	25	286	0
1983	Robert Lavette	21	123	1
1984	Ken Whisenhunt	27	517	3
1985	Gary Lee	29	645	6
1986	Gary Lee	24	386	4
1987	Greg Lester	33	593	4
1988	Jerry Mays	46	338	2
1989	Jerry Mays	37	275	4
1990	Emmett Merchant	29	489	3
1991	Greg Lester	35	676	5
1992	Bobby Rodriguez	51	621	2
1993	Omar Cassidy	26	395	2
1994	Charlie Simmons	40	587	6
1995	Harvey Middleton	31	444	3
1996	Harvey Middleton	64	804	3
1997	Harvey Middleton	52	839	7
1998	Dez White	46	973	9
1999	Kelly Campbell	69	1,105	10
2000	Kelly Campbell	59	963	10
2001	Kelly Campbell	56	708	3
2002	Kerry Watkins	71	1,050	5
2003	Jonathan Smith	78	1,138	5

## CAREER RECEIVING LEADERS

Player	Years	Rec.	TD	Yards	Avg
1. Kelly Campbell	1998-01	195	24	2,907	14.9
2. Jonathan Smith	2000-03	174	12	2,238	12.9
3. Kerry Watkins	1999-02	171	22	2,680	15.7
4. Harvey Middleton	1994-97	165	13	2,291	13.9
5. Will Glover	1999-02	122	9	1,316	10.8
6. Bobby Rodriguez	1989-92	115	7	1,681	14.6
Jerry Mays	1985-89	115	10	869	7.6
8. Robert Lavette	1981-84	114	1	862	7.6
9. John Sias	1966-68	110	10	1,727	15.7
10. Jimmy Robinson	1972-74	101	13	1,633	16.2
11. Derrick Steagall	1993-97	99	9	1,639	16.6
12. Greg Lester	1987-91	93	13	1,633	17.6
13. Dez White	1997-99	90	14	1,833	20.4
14. Ken Whisenhunt	1980-84	82	7	1,264	15.4
15. Emmett Merchant	1988-91	77	8	1,125	14.6
16. Joe Burns	1998-01	74	3	681	9.2
17. Mike Sheridan	1995-98	69	2	840	12.2
18. Gary Lee	1983-86	67	14	1,299	19.4
19. Buck Martin	1950-52	63	14	877	13.9
Joel Stevenson	1966-68	63	3	717	11.4



# RECEIVING

## SEASON RECEPTIONS

1. Jonathan Smith .....	78	2003
2. Kerry Watkins .....	71	2002
3. Kelly Campbell .....	69	1999
4. Harvey Middleton .....	64	1996
5. John Sias .....	61	1968
6. Kelly Campbell .....	59	2000
7. Kelly Campbell .....	56	2001
8. Jonathan Smith .....	53	2001
9. Harvey Middleton .....	52	1997
10. Bobby Rodriguez .....	51	1992
11. Jimmy Robinson .....	48	1972
12. Will Glover .....	47	2002
13. Jerry Mays .....	46	1988
Dez White .....	46	1998
15. Robert Lavette .....	45	1981

## SEASON YARDAGE

1. Jonathan Smith .....	1,138	2003
2. Kelly Campbell .....	1,105	1999
3. Kerry Watkins .....	1,050	2002
4. Dez White .....	973	1998
5. Kelly Campbell .....	963	2000
6. John Sias .....	902	1968
7. Dez White .....	860	1999
8. Harvey Middleton .....	839	1997
9. Jimmy Robinson .....	812	1972
10. Harvey Middleton .....	804	1996
11. Drew Hill .....	708	1978
Kelly Campbell .....	708	2001
13. Greg Lester .....	676	1991
14. Kerry Watkins .....	674	2001
15. John Sias .....	671	1967



**BUCK MARTIN** caught four touchdown passes against Auburn in 1951, setting a record that still stands today.

## SEASON YARDS PER CATCH

*Minimum 25 Receptions*

1. Gary Lee .....	22.2	1985
2. Dez White .....	21.2	1998
3. Kris Kentera .....	21.0	1979
4. Dez White .....	19.5	1999
Derrick Steagall .....	19.5	1997
6. Drew Hill .....	19.6	1978
7. Greg Lester .....	19.3	1991
8. Jason McGill .....	19.1	1992
Ken Whisenhunt .....	19.1	1984
10. Kerry Watkins .....	18.5	2000

## SEASON TOUCHDOWNS

1. Kelly Campbell .....	10	1999
Kelly Campbell .....	10	2000
3. Dez White .....	9	1998
Jimmy Robinson .....	9	1972
5. Buck Martin .....	8	1951
6. Harvey Middleton .....	7	1997
Craig Baynham .....	7	1965
8. Kerry Watkins .....	6	1999
Kerry Watkins .....	6	2000
Charlie Simmons .....	6	1994
Jason McGill .....	6	1992
Gary Lee .....	6	1985
Buck Martin .....	6	1952

## CAREER YARDAGE

1. Kelly Campbell .....	2,907	1998-01
2. Kerry Watkins .....	2,680	1999-02
3. Harvey Middleton .....	2,291	1994-96
4. Jonathan Smith .....	2,238	2000-03
5. Dez White .....	1,833	1997-99
6. John Sias .....	1,727	1966-68
7. Bobby Rodriguez .....	1,681	1989-92
8. Derrick Steagall .....	1,639	1993-97
9. Jimmy Robinson .....	1,633	1972-74
Greg Lester .....	1,633	1987-91
11. Will Glover .....	1,316	1999-02
12. Gary Lee .....	1,299	1983-86
13. Ken Whisenhunt .....	1,264	1980-84
14. Emmett Merchant .....	1,125	1988-91
15. Drew Hill .....	1,080	1975-78
16. Jason McGill .....	978	1990-92
17. Charlie Simmons .....	898	1991-94
18. Kris Kentera .....	889	1979-82
19. Marlon Hegggs .....	880	1979-80

## CAREER YARDS PER CATCH

*Minimum 50 Receptions*

1. Dez White .....	20.4	1997-99
2. Gary Lee .....	19.4	1983-86
3. Drew Hill .....	19.3	1975-78
4. Jason McGill .....	19.2	1990-92
5. Greg Lester .....	17.6	1987-91
6. Derrick Steagall .....	16.6	1993-97



**JIMMY ROBINSON** catches his ninth touchdown of 1972, then the Tech record. Kelly Campbell surpassed that mark in 1999 and again in 2000.

7. Marlon Hegggs .....	16.3	1979-80
8. Dick Harvin .....	16.2	1948-50
9. Jimmy Robinson .....	16.2	1972-74
10. Charlie Simmons .....	15.8	1991-94

## CAREER TD RECEPTIONS

1. Kelly Campbell .....	24	1998-01
2. Kerry Watkins .....	22	1999-02
3. Dez White .....	14	1997-99
Buck Martin .....	14	1950-52
Gary Lee .....	14	1983-86
6. Harvey Middleton .....	13	1994-97
Jimmy Robinson .....	13	1972-74
Greg Lester .....	13	1987-91
9. Jonathan Smith .....	12	2000-03
10. Jerry Mays .....	10	1985-89
John Sias .....	10	1966-68
12. Derrick Steagall .....	9	1993-97
Jason McGill .....	9	1990-92
Will Glover .....	9	1999-02

## 100-YARD RECEIVING GAMES

243	Dez White vs. Virginia, 1998 (6)
223	Derrick Steagall vs. Virginia, 1997 (7)
215	Dez White vs. Maryland, 1999 (5)
209	Kelly Campbell vs. Clemson, 2000 (14)
203	Kelly Campbell vs. N. Carolina, 1999 (7)
203	Kris Kentera vs. Navy, 1979 (6)
202	Buck Martin vs. Auburn, 1951 (10)
198	John Sias vs. Navy, 1968 (14)
194	Jonathan Smith vs. Wake Forest, 2003 (7)
193	Kelly Campbell vs. Syracuse, 2001 (10)
193	Greg Lester vs. Duke, 1987 (7)
190	Kelly Campbell vs. Duke, 1999 (11)
176	Jason McGill vs. Maryland, 1992 (7)
172	Will Glover vs. Virginia, 2001 (13)
171	Dez White vs. North Carolina, 1998 (6)
171	Craig Baynham vs. Virginia, 1965 (9)
170	Jonathan Smith vs. Clemson, 2003 (9)
165	Dez White vs. Georgia, 1999 (9)
164	Drew Hill vs. Notre Dame, 1978 (6)
161	Kerry Watkins vs. Virginia, 2001 (9)
155	Jonathan Smith vs. NC State, 2003 (9)
155	Will Glover vs. Wake Forest, 2001 (8)
154	Drew Hill vs. Duke, 1978 (5)
148	John Sias vs. Tennessee, 1967 (7)



**KERRY WATKINS** is third in Tech history in career receptions and second in receiving yards and touchdown catches.



**BOBBY RODRIGUEZ** celebrates one of his 115 career catches, a touchdown in Tech's 1990 win over Clemson. Rodriguez finished as Tech's co-leader in career catches.

147	Kelly Campbell vs. Wake Forest, 2000 (5)
147	Kerry Watkins vs. Maryland, 2000 (5)
146	Jimmy Robinson vs. Rice, 1972 (7)
144	John Sias vs. TCU, 1967 (5)
143	John Sias vs. Duke, 1968 (6)
142	Charlie Rogers vs. Central Fla., 1996 (7)
141	Kelly Campbell vs. Florida State, 1999 (7)
140	Harvey Middleton vs. Georgia, 1997 (7)
139	Kerry Watkins vs. Clemson, 2002 (7)
138	Jimmy Robinson vs. Michigan St., 1972 (7)
135	Kelly Campbell vs. Clemson, 1999 (8)
132	Steve Harkey vs. South Carolina, 1970 (14)
131	Mark Fields vs. Rice, 1972 (8)
129	Harvey Middleton vs. Duke, 1996 (7)
129	Dez White vs. Notre Dame, 1998 (4), Gator Bowl
127	Kelly Campbell vs. Duke, 2000 (6)
127	Kerry Watkins vs. Maryland, 2002 (9)
126	Gary Williams vs. Georgia, 1965 (9)
126	Harvey Middleton vs. Duke, 1995 (4)
125	Derrick Steagall vs. Duke, 1997 (6)
122	Gary Lee vs. Georgia, 1986 (4)
122	Marlon Heggs vs. Tulane, 1980 (4)
121	Jonathan Smith vs. BYU, 2003 (9)
121	Leon Chadwick vs. Notre Dame, 1979 (4)
120	Jimmy Robinson vs. Tulane, 1973 (6)
119	Bobby Rodriguez vs. Georgia, 1990 (6)
116	Charlie Simmons vs. Duke, 1993 (4)
114	Dez White vs. Florida State, 1999 (2)
113	Mike Sheridan vs. Maryland, 1996 (9)
113	Jimmy Robinson vs. S. Carolina, 1973 (6)
112	Bobby Rodriguez vs. Wake Forest, 1992 (7)
112	Keenan Walker vs. NC State, 1992 (5)
112	Ken Whisenhunt vs. Duke, 1984 (7)
112	Billy Martin vs. Florida State, 1963 (9)
111	Harvey Middleton vs. NC State, 1997 (6)
111	Kris Kentera vs. Auburn, 1979 (6)
110	Dez White vs. Duke, 1998 (5)
109	Harvey Middleton vs. Maryland, 1997 (8)
108	Jonathan Smith vs. Georgia, 2003 (9)
108	Jonathan Smith vs. Citadel, 2001 (7)
108	Kelly Campbell vs. Maryland, 2001 (9)
107	Harvey Middleton vs. Wake Forest, 1997 (7)
107	Harvey Middleton vs. Navy, 1996 (6)
107	Greg Lester vs. Boston College, 1991 (4)
107	Greg Lester vs. Auburn, 1987 (4)
106	Kelly Campbell vs. Stanford, 2001 (10) Seattle Bowl
106	Harvey Middleton vs. Clemson, 1996 (9)
106	Harvey Middleton vs. Duke, 1997 (7)
105	Harvey Middleton vs. Clemson, 1997 (5)
105	Derrick Steagall vs. Wake Forest, 1993 (5)
105	Marlon Heggs vs. Georgia, 1980 (5)
104	Jonathan Smith vs. Duke, 2003 (6)
103	John Sias vs. Auburn, 1968 (5)
103	Bill Sennett vs. Tulane, 1954 (4)
102	Kerry Watkins vs. Wake Forest, 2002 (5)
102	Derrick Steagall vs. Furman, 1993 (3)
102	Billy Williamson vs. Penn State, 1961 (4)
102	John Hicks vs. VMI, 1951 (2)
101	John Sias vs. Miami, 1968 (6)
100	Dez White vs. Miami, 1999 Gator Bowl (8)
100	John Sias vs. Tulane, 1968 (6)



# RECEIVING

## SINGLE-GAME TOUCHDOWN RECEPTIONS

1. Buck Martin ..... 4 vs. Auburn, 1951
2. Dez White ..... 3 vs. Virginia, 1998  
Jason McGill ..... 3 vs. Maryland, 1992  
Kris Kentera ..... 3 vs. Navy, 1979  
Craig Baynham ..... 3 vs. Duke, 1965

## SINGLE-GAME RECEPTIONS

1. Kelly Campbell ..... 14 vs. Clemson, 2000  
Robert Lavette ..... 14 vs. Notre Dame, 1981  
Steve Harkey ..... 14 vs. South Carolina, 1970  
John Sias ..... 14 vs. Navy, 1968
5. Will Glover ..... 13 vs. Virginia, 2001
6. Kelly Campbell ..... 11 vs. Duke, 1999
7. Kelly Campbell ..... 10 vs. Syracuse, 2001  
Kelly Campbell ..... 10 vs. Stanford, 2001  
Jerry Mays ..... 10 vs. Wake Forest, 1988  
Buck Martin ..... 10 vs. Auburn, 1951
10. Many Players ..... 9; Most Recent:  
Jonathan Smith ..... 9 vs. Georgia, 2003



**DEZ WHITE** set the Georgia Tech record with 243 yards receiving against Virginia in 1998. He caught three touchdown passes in the game, including two in the final eight minutes as Tech rallied from a 21-point second-half deficit to win 41-38.

## CONSECUTIVE GAMES WITH RECEPTION

1. Harvey Middleton ..... 40 1994-97
2. Kelly Campbell ..... 32 1999-01
3. Kerry Watkins ..... 29 2000-02
4. Robert Lavette ..... 27 1981-83
5. Jerry Mays ..... 24 1986-89  
Dez White ..... 24 1997-99
7. Marlon Heggs ..... 20 1979-80  
John Sias ..... 20 1967-68
9. Charlie Simmons ..... 18 1993-94
10. Keenan Walker ..... 17 1992-93

## SEASON 100-YARD GAMES

1. Jonathan Smith ..... 6 2003  
Harvey Middleton ..... 6 1997
3. John Sias ..... 5 1968
4. Kelly Campbell ..... 4 1999  
Dez White ..... 4 1998  
Dez White ..... 4 1999
7. Kelly Campbell ..... 3 2000  
Kelly Campbell ..... 3 2001  
Harvey Middleton ..... 3 1996  
Kerry Watkins ..... 3 2002

## CAREER 100-YARD GAMES

1. Harvey Middleton ..... 10 1994-97
2. Kelly Campbell ..... 10 1998-00
3. Dez White ..... 8 1997-99
4. Jonathan Smith ..... 7 2000-03  
John Sias ..... 7 1966-69
6. Kerry Watkins ..... 5 1999-02
7. Derrick Steagall ..... 4 1993-97  
Jimmy Robinson ..... 4 1972-74

**KELLY CAMPBELL** holds the Georgia Tech records for receptions, receiving yards and touchdowns in a season and career.



# SCORING

## INDIVIDUAL RECORDS

### Most Points Scored

Game 24 C.J. Williams vs. NC State, 1995; Robert Lavette vs. Virginia, 1982; George Maloof vs. Georgia, 1951  
Buck Martin vs. Auburn, 1951; Joe Burns vs. North Carolina, 2000; Tony Hollings vs. Connecticut, 2002;  
**P.J. Daniels vs. Tulsa, 2003**

Season 114 Robert Lavette, 1982

Career 322 Luke Manget, 1999-2002

### Most Touchdowns

Game 4 C.J. Williams vs. NC State, 1995; Robert Lavette vs. Virginia, 1982; George Maloof vs. Georgia, 1951  
Buck Martin vs. Auburn, 1951; Joe Burns vs. North Carolina, 2000; Tony Hollings vs. Connecticut, 2002;  
**P.J. Daniels vs. Tulsa, 2003**

Season 19 Robert Lavette, 1982

Career 46 Robert Lavette, 1981-84

### Most Defensive Touchdowns

Game 2 Rick Lewis vs. Tulane, 1970

Season 3 Jeff Ford, 1969


Career 4 Jeff Ford, 1969-71

### Most Two-Point Conversions

Game 2 Joel Stevenson vs. Duke, 1968; Kerry Watkins vs. Wake Forest, 1999

Season 2 Joel Stevenson, 1968; Kenny Bounds, 1968;  
Joe Hamilton, 1998; Kerry Watkins, 1999

Career 3 Kerry Watkins, 1999-02



**Luke Manget**



**Robert Lavette**

## TEAM RECORDS

### Most Points Scored

Game 222 vs. Cumberland, 1916

Season 491 1917

448 1999 (modern record)

### Most Touchdowns

Game 32 vs. Cumberland, 1916

10 vs. Navy, 2001

(modern record)

Season 59 1999 (modern record)

### Most Defensive Touchdowns

Game 2 vs. Duke, 1996;

vs. Tulane, 1970

Season 7 1998

### Most Touchdowns on Fumble Returns

Season 7 1998 (NCAA Record)

### Most Two-Point Conversions

Game 3 vs. Duke, 1968

Season 5 1968

### Most Safeties

Season 2 1951, 1952, 1953, 1991

## CAREER SCORING LEADERS

Player, Pos. ....	Years	TD	PAT	2P	FG	TP
1. Luke Manget, k.....	1999-02	0	160-160	0	54-77	322
2. Scott Sisson, k.....	1989-92	0	119-121	0	60-88	299
3. Robert Lavette, rb.....	1981-84	46	0	0	0	276
4. Joe Burns, rb.....	1998-01	34	0	1	0	206
5. Billy Lothridge, qb-k.....	1961-63	15	51-62	0	21-33	204
6. David Bell, k.....	1983-86	0	76-77	0	32-46	172
7. Jerry Mays, rb.....	1985-89	28	0	0	0	168
8. Kelly Campbell, wr.....	1998-01	27	0	0	0	162
9. Johnny Smith, k.....	1977-80	0	75-81	0	28-48	159
10. Eddie Lee Ivery, rb.....	1975-78	26	0	1	0	158
Brad Chambers, k.....	1995-98	0	77-80	0	27-40	158
12. Ron Rice, k.....	1980-83	0	63-65	0	29-53	150
C.J. Williams, rb.....	1994-96	24	0	0	0	144
14. Thomas Palmer, k.....	1985-88	0	54-57	0	28-45	138
Kerry Watkins.....	1999-02	22	0	3	0	138
15. Leon Hardeman, rb.....	1951-53	22	0	0	0	132
16. Pepper Rodgers, qb-k.....	1951-53	6	68-82	0	8	128
17. Dave Frakes, k.....	1994-97	0	49-52	0	26-42	127
18. David Sims, rb.....	1974-76	21	0	0	0	126
19. Shawn Jones, qb.....	1989-92	19	0	1	0	116
20. Lenny Snow, rb.....	1965-67	19	0	0	0	114
Charles Wiley, rb.....	1995-98	19	0	0	0	114



**LUKE MANGET** is Tech's all-time leading scorer with 322 points, including an ACC-record 160 consecutive PAT.

# SCORING

## YEARLY LEADERS

Year	Player	TD	XP	2P	FG	TP
1950	John Weigle	5	0	0	0	30
1951	Buck Martin	9	0	0	0	54
1952	Pepper Rodgers	1	39	0	5	60
1953	Pepper Rodgers	4	13	0	1	40
1954	Jimmy Thompson	4	0	0	0	24
	Henry Hair	4	0	0	0	24
1955	Toppy Vann	6	1	0	0	37
1956	Toppy Vann	5	9	0	0	39
1957	Fred Braselton	2	3	0	0	15
1958	Tommy Wells	0	7	0	4	19
1959	Tommy Wells	0	15	0	2	21
1960	Tommy Wells	0	10	0	8	34
1961	Billy Lothridge	3	16	0	4	46
1962	Billy Lothridge	9	20	0	5	89
1963	Billy Lothridge	3	15	0	12	69
1964	Johnny Gresham	4	0	0	0	24
1965	Bunky Henry	0	27	0	5	42
1966	Lenny Snow	12	0	0	0	72
1967	Tom Carmichael	0	12	0	7	33
1968	Kenny Bounds	4	0	2	0	28
1969	Jack Moore	0	12	0	3	21
1970	B. Cunningham	7	0	0	0	42
1971	Tommy Lang	5	0	1	0	32
1972	Jimmy Robinson	9	0	1	0	56
1973	Cam Bonifay	0	18	0	12	54
1974	Danny Smith	0	27	0	6	45
1975	Danny Myers	7	0	0	0	42
1976	David Sims	9	0	0	0	54
1977	Eddie Lee Ivery	8	0	0	0	48
1978	Eddie Lee Ivery	11	0	1	0	68
1979	Johnny Smith	0	17	0	7	38
1980	Johnny Smith	0	7	0	5	22
1981	Robert Lavette	7	0	0	0	42
1982	Robert Lavette	19	0	0	0	114
1983	Ron Rice	0	25	0	9	52
1984	Robert Lavette	14	0	0	0	84
1985	Gary Lee	7	0	0	0	42
1986	David Bell	0	31	0	11	64
1987	Thomas Palmer	0	20	0	7	41
1988	Thomas Palmer	0	19	0	15	64
1989	Scott Sisson	0	30	0	15	75
1990	Scott Sisson	0	39	0	15	84
1991	Scott Sisson	0	30	0	11	63
1992	Scott Sisson	0	20	0	19	77
1993	Tyler Jarrett	0	27	0	9	54
	Dorsey Levens	9	0	0	0	54
1994	Chris Leone	0	17	0	9	44
1995	C.J. Williams	13	0	0	0	78
1996	C.J. Williams	9	0	0	0	54
1997	Dave Frakes	0	25	0	12	61
1998	Brad Chambers	0	46	0	12	82
1999	Luke Manget	0	53	0	11	86
2000	Joe Burns	13	0	0	0	78
2001	Luke Manget	0	40	0	19	97
2002	Tony Hollings	11	0	0	0	66
2003	Dan Burnett	0	28	0	17	79



**RON RICE** holds the Tech record for points by kicking in a game with 17 against The Citadel in 1982.



**JOE BURNS** scored 34 touchdowns in his career, more than any Yellow Jacket except Robert Lavette.

## SEASON TOUCHDOWNS

1.	Robert Lavette	19	1982
2.	Joe Burns	15	2001
3.	Robert Lavette	14	1984
4.	Joe Burns	13	2000
	Sean Gregory	13	1999
	C.J. Williams	13	1995
7.	Kelly Campbell	12	2000
	Jerry Mays	12	1989
	Lenny Snow	12	1966
10.	Kelly Campbell	11	1999
	Eddie Lee Ivery	11	1978
	Tony Hollings	11	2002
	<b>P.J. Daniels</b>	<b>11</b>	<b>2003</b>
14.	Dez White	10	1998
	Jerry Mays	10	1986

## SEASON SCORING

1.	Robert Lavette	114	1982
2.	Luke Manget	97	2001
3.	Joe Burns	92	2001
3.	Billy Lothridge	89	1962
4.	Luke Manget	86	1999
5.	Robert Lavette	84	1984
	Scott Sisson	84	1990
7.	Brad Chambers	82	1998
8.	Dan Burnett	79	2003
9.	Joe Burns	78	2000
	Sean Gregory	78	1999
	C.J. Williams	78	1995
12.	Scott Sisson	77	1992
13.	Scott Sisson	75	1989
14.	Luke Manget	74	2000
15.	Kelly Campbell	72	2000
	Jerry Mays	72	1989
	David Bell	72	1984
	Lenny Snow	72	1966

## CAREER TOUCHDOWNS

1.	Robert Lavette	46	1981-84
2.	Joe Burns	34	1998-01
3.	Jerry Mays	28	1985-89
4.	Eddie Lee Ivery	26	1975-78
5.	Kelly Campbell	27	1998-01
6.	C.J. Williams	24	1994-96
7.	Leon Hardeman	22	1951-53
8.	Kerry Watkins	22	1999-00
9.	David Sims	21	1974-76
	Charles Wiley	19	1995-98
	Shawn Jones	19	1989-92
	Lenny Snow	19	1965-67
13.	Joe Hamilton	18	1996-99
	Malcolm King	18	1984-87
15.	Sean Gregory	17	1998-01
	Phillip Rogers	17	1995-99

## INDIVIDUAL RECORDS

### Most Points by Kicking

Game	17	Ron Rice vs. The Citadel, 1982
Season	97	Luke Manget, 2001
Career	322	Luke Manget, 1999-02

### Most PAT's Attempted

Game	10	Luke Manget vs. Navy, 2001
Season	53	Luke Manget, 1999
Career	160	Luke Manget, 1999-02

### Most PAT's Made

Game	10	Luke Manget vs. Navy, 2001
Season	53	Luke Manget, 1999
Career	160	Luke Manget, 1999-02

### Most Consecutive PAT's Made

Season	53	Luke Manget, 1999
Career	160	Luke Manget, 1999-02

### Best PAT Percentage

Career	1.000	Luke Manget, 1999-02 (160-160)
--------	-------	--------------------------------

### Most Field Goals Attempted

Game	7	Luke Manget vs. NC State, 2001
Season	28	Luke Manget, 2001
Career	88	Scott Sisson, 1989-92

### Most Field Goals Made

Game	5	Ron Rice vs. The Citadel, 1982
Season	19	Scott Sisson, 1992
		Luke Manget, 2001
Career	60	Scott Sisson, 1989-92

### Most Consecutive Field Goals Made

Career	10	Luke Manget, 2002
--------	----	-------------------

### Best Field Goal Percentage

Season	.867	David Bell, 1984 (13-15)
Career	.701	Luke Manget, 1999-02 (54-77)

## TEAM RECORDS

### Most Points by Kicking

Game	30	vs. Cumberland, 1916
	18	vs. The Citadel, 1982
		(modern record)
Season	97	2001

### Most Field Goals Made

Game	5	vs. The Citadel, 1982
Season	19	1992, 2001

### Most Field Goals Attempted

Game	7	vs. NC State, 2001
Season	28	2001

### Most PAT's Made

Game	30	vs. Cumberland, 1916
	10	vs. Navy, 2001 (modern record)
Season	57	1999

## LAST SECOND FGs

Clemson 47, Tech 44 (ot), 2001:  
 Luke Manget 20 FG, 0:06 left (forced ot)  
 Tech 51, Georgia 48 (ot), 1999:  
 Luke Manget 38 FG, 1st OT  
 Tech 31, North Carolina 24 (ot), 1999:  
 Luke Manget 36 FG, 0:05 left (forced ot)  
 Tech 21, Georgia 19, 1998:  
 Brad Chambers 35 FG, 0:02 left  
 Tech 23, Clemson 20, 1997:  
 Brad Chambers 20 FG, 1:54 left  
 Tech 16, NC State 13, 1992:  
 Scott Sisson 29 FG on final play  
 Tech 19, Furman 17, 1991:  
 Scott Sisson 37 FG, 0:21 left  
 Tech 24, Virginia 21, 1991:  
 Scott Sisson 33 FG on final play  
 Tech 13, North Carolina 13, 1990:  
 Scott Sisson 27 FG, 1:01 left  
 Tech 41, Virginia 38, 1990:  
 Scott Sisson 37 FG, 0:07 left  
 Tech 6, Virginia Tech 3, 1990:  
 Scott Sisson 38 FG, 0:08 left  
 Tech 13, Boston College 12, 1989:  
 Scott Sisson 35 FG, 0:42 left  
 Tech 6, South Carolina 3, 1978:  
 Johnny Smith, 34 FG, 0:57 left  
 Tech 17, Baylor 14, 1952 Orange Bowl:  
 Pepper Rodgers 6 FG, 2:56 left  
 Tech 17, Florida 14, 1952:  
 Pepper Rodgers, 6 FG, 6:00 left



**SCOTT SISSON** scored a then-Georgia Tech record 299 points from 1989-92, including six game-winning field goals.

## CAREER POINTS BY KICKING LEADERS

Player .....	Years .....	PAT .....	FG .....	TP .....
1. Luke Manget .....	1999-02	160-160	54-77	322
2. Scott Sisson .....	1989-92	119-121	60-88	299
3. David Bell .....	1983-86	76-77	32-46	172
4. Johnny Smith .....	1977-80	75-81	28-48	159
5. Brad Chambers .....	1995-98	77-80	27-40	158
6. Ron Rice .....	1980-83	63-65	29-53	150
7. Thomas Palmer .....	1985-88	54-57	28-45	138
8. Dave Frakes .....	1994-97	49-52	26-42	127
9. Billy Lothridge .....	1961-63	51-62	21-33	114
10. Bunky Henry .....	1964-66	73-75	10-20	103
11. Cam Bonifay .....	1971-73	18-20	25-37	93
12. Danny Smith .....	1974-76	56-59	12-22	92
Pepper Rodgers .....	1951-53	68-82	*8	92
14. Dan Burnett .....	2000-03	36-37	17-25	87
15. Tommy Wells .....	1958-60	32-40	14-29	74
16. Bobby Thigpen .....	1970-72	56-57	3-4	65
17. Jack Moore .....	1969-71	31-33	8-15	55
18. Tyler Jarrett .....	1990-93	27-32	9-15	54
Wade Mitchell .....	1953-56	54-63	0	54

\* Field goal attempts unavailable from these years



# KICKING

## PRIMARY KICKERS

Year	Player	PAT	FG	TP
1949	Bobby North	14	1	17
1950	Jim Patton	17-24	1-1	20
1951	Pepper Rodgers	16-19	2-3	22
	Glenn Turner	17-23	0-0	35
1952	Pepper Rodgers	39-44	5-5	54
1953	Pepper Rodgers	13-19	1-1	16
1954	Wade Mitchell	14-16	0	14
1955	Wade Mitchell	16-19	0	16
1956	Wade Mitchell	18-21	0	18
1957	Fred Braselton	3-5	0	3
	Cal James	3-5	0	3
	Urban Henry	0-1	1	3
1958	Tommy Wells	7-10	4-10	19
1959	Tommy Wells	15-16	2-5	21
1960	Tommy Wells	10-14	8-14	34
1961	Billy Lothridge	16-19	4-6	28
1962	Billy Lothridge	20-24	5-10	35
1963	Billy Lothridge	15-19	12-17	51
1964	Bunky Henry	14-14	0-2	14
	Jack Clark	2-2	3-6	11
1965	Bunky Henry	27-29	5-8	42
1966	Bunky Henry	32-32	5-10	47
1967	Tom Carmichael	12-13	7-10	33
1968	Johnny Duncan	13-15	3-7	22
1969	Jack Moore	12-12	3-6	21
1970	Jack Moore	19-21	5-9	34
1971	Cam Bonifay	0-0	9-13	27
	Bobby Thigpen	20-20	0-0	20
1972	Bobby Thigpen	30-31	3-4	39
	Cam Bonifay	0-0	4-9	12
1973	Cam Bonifay	18-20	12-15	54
1974	Danny Smith	27-29	6-11	45
1975	Don Bessillieu	22-26	5-8	37
1976	Danny Smith	27-28	6-11	45
1977	Johnny Smith	25-28	7-13	46
1978	Johnny Smith	26-27	9-13	53
1979	Johnny Smith	17-17	7-15	38
1980	Johnny Smith	7-9	5-5	22
1981	Ron Rice	13-15	5-11	28
1982	Ron Rice	25-25	12-21	61
1983	Ron Rice	25-25	9-15	52
1984	David Bell	33-33	13-15	72
1985	David Bell	12-13	8-11	36
	Thomas Palmer	14-14	5-11	29
1986	David Bell	31-31	11-20	64
1987	Thomas Palmer	20-23	7-13	41
1988	Thomas Palmer	19-19	15-20	64
1989	Scott Sisson	30-30	15-24	75
1990	Scott Sisson	39-39	15-23	84
1991	Scott Sisson	30-31	11-17	63
1992	Scott Sisson	20-21	19-24	77
1993	Tyler Jarrett	27-32	9-15	54
1994	Chris Leone	17-17	9-16	44
1995	Dave Frakes	16-18	10-15	46
1996	Brad Chambers	16-16	11-15	49
	Dave Frakes	7-7	4-11	19
1997	Dave Frakes	25-25	12-16	61
	Brad Chambers	6-6	4-4	18
1998	Brad Chambers	46-47	12-20	82
1999	Luke Manget	53-53	11-16	86
2000	Luke Manget	38-38	12-16	74
2001	Luke Manget	40-40	19-28	97
2002	Luke Manget	29-29	12-17	65
2003	Dan Burnett	28-29	17-21	79



**Brad Chambers**



**Dan Burnett**

## SEASON POINTS BY KICKING

1. Luke Manget	97	2001
2. Luke Manget	86	1999
3. Scott Sisson	84	1990
4. Brad Chambers	82	1998
5. Dan Burnett	79	2003
6. Scott Sisson	77	1992
7. Scott Sisson	75	1989
8. Luke Manget	74	2000
9. David Bell	72	1984
10. Luke Manget	65	2002

## SEASON FIELD GOALS

1. Luke Manget	19	2001
Scott Sisson	19	1992
3. Dan Burnett	17	2003
4. Scott Sisson	15	1990
Scott Sisson	15	1989
Thomas Palmer	15	1988
7. David Bell	13	1984
8. Six Players	12	

## SEASON FG PERCENTAGE

*Minimum 10 field goals attempted*

1. David Bell (13-15)	.867	1984
2. Dan Burnett (17-21)	.810	2003
3. Cam Bonifay (12-15)	.800	1973
4. Scott Sisson (19-24)	.791	1992
5. Luke Manget (12-16)	.750	2000
Dave Frakes (12-16)	.750	1997
Thomas Palmer (15-20)	.750	1988
8. Brad Chambers (11-15)	.733	1996
9. David Bell (8-11)	.727	1985
10. Billy Lothridge (12-17)	.706	1963
Luke Manget (12-17)	.706	2002

## SEASON PAT

1. Luke Manget	53	1999
2. Brad Chambers	46	1998
3. Luke Manget	40	2001
4. Scott Sisson	39	1990
Pepper Rodgers	39	1952
6. Luke Manget	38	2000
7. David Bell	33	1984
8. Bunky Henry	32	1966
9. David Bell	31	1986
10. Scott Sisson	30	1991
Scott Sisson	30	1989
Bobby Thigpen	30	1972

## CAREER FIELD GOALS

1. Scott Sisson	60	1989-92
2. Luke Manget	54	1999-02
3. David Bell	32	1983-86
4. Ron Rice	29	1980-83
5. Johnny Smith	28	1977-80
Thomas Palmer	28	1985-88
7. Brad Chambers	27	1995-98
8. Dave Frakes	26	1994-97
9. Cam Bonifay	25	1971-73
10. Billy Lothridge	21	1961-63

## CAREER FG PERCENTAGE

*Minimum 20 field goals attempted*

1. Luke Manget (54-77)	.701	1999-02
2. David Bell (32-46)	.695	1983-86
3. Scott Sisson (60-88)	.681	1989-92
4. Dan Burnett (17-25)	.680	2000-03
5. Cam Bonifay (25-37)	.676	1971-73
6. Brad Chambers (27-40)	.675	1995-98
7. Billy Lothridge (21-33)	.636	1961-63
8. Thomas Palmer (28-45)	.622	1985-88
9. Dave Frakes (26-42)	.619	1994-97
10. Johnny Smith (28-48)	.583	1977-80

## CAREER PAT

1. Luke Manget	160	1999-00
2. Scott Sisson	119	1989-92
3. Brad Chambers	77	1995-98
4. David Bell	76	1983-86
5. Johnny Smith	75	1977-80
6. Bunky Henry	73	1964-66
7. Pepper Rodgers	68	1951-53
8. Ron Rice	63	1980-83
9. Danny Smith	56	1974-76
Bobby Thigpen	56	1970-72

## SINGLE-GAME FG

1. Ron Rice	5	vs. The Citadel, 1982
2. Luke Manget	4	vs. Clemson, 2001
Scott Sisson	4	vs. Florida State, 1992
Cam Bonifay	4	vs. Navy, 1973

## SINGLE-GAME FG ATTEMPTS

1. Luke Manget (2-7)	7	vs. NC State, 2001
2. Brad Chambers (1-5)	5	vs. Maryland, 1998
Ron Rice (5-5)	5	vs. The Citadel, 1982
Tommy Wells	5	vs. Duke, 1958
Dave Frakes (3-5)	5	vs. Wake Forest, 1996

## SINGLE-GAME PAT

1. Luke Manget (10-10)	10	vs. Navy, 2001
2. Brad Chambers (9-9)	9	vs. Wake Forest, 1998
3. David Bell (8-8)	8	vs. NC State, 1986

# KICKOFF RETURNS

## INDIVIDUAL RECORDS

### Most Returns

Season	35	T.J. Edwards, 1989
		<b>Kenny Scott, 2003</b>
Career	94	Drew Hill, 1975-78

### Most Yardage on Returns

Season	831	T.J. Edwards, 1989
Career	2,357	Drew Hill, 1975-78

### Most Touchdowns on Returns

Season	2	Drew Hill, 1978
Career	2	Drew Hill, 1975-78; Gary Lee, 1983-86; Dez White, 1997-99

### Best Return Average

Season	30.0	Drew Hill, 1978 (min. 10 returns)
Career	25.4	Drew Hill, 1975-78 (min. 15 returns)

## TEAM RECORDS

### Most Returns

Game	11	vs. Notre Dame, 1977
Season	49	1987

### Most Yardage on Returns

Game	284	vs. Notre Dame, 1977
Season	1,080	1994

### Most Touchdowns on Returns

Game	1	vs. many opponents
Season	2	1978

### Best Return Average

Season	26.9	1957
--------	------	------



**Derrick Steagall**



**T.J. Edwards**

## YEARLY LEADERS

Leader based upon number of returns

Year	Player	No.	Yds	TD	Avg
1950	Chappell Rhino	7	185	0	26.4
1951	Larry Morris	7	126	0	18.0
1952	Larry Morris	8	99	0	12.4
1953	Bill Teas	7	160	0	22.9
1954	Wade Mitchell	4	105	0	26.3
1955	Ken Owen	4	110	0	27.5
1956	Ken Owen	9	276	0	30.7
1957	Lester Simerville	8	294	1	36.8
1958	Floyd Faucette	3	84	0	28.0
1959	Taz Anderson	5	128	0	25.6
1960	Billy Williamson	7	236	1	33.7
1961	Billy Williamson	7	128	0	18.3
1962	Joe Auer	6	198	0	33.0
1963	Gerry Bussell	8	150	0	18.8
1964	Johnny Gresham	9	189	0	21.0
1965	Lenny Snow	8	163	0	20.4
1966	Jimmy Brown	10	192	0	19.2
1967	Jimmy Brown	9	155	0	17.2
1968	Gene Spiotta	20	326	0	16.3
1969	Gene Spiotta	15	378	0	25.2
1970	Larry Studdard	10	244	0	24.4
1971	Alan Hennessey	13	257	0	19.8
1972	Mike Mercer	10	206	0	20.6
1973	Randy Rhino	17	425	0	25.0
1974	Randy Rhino	19	422	0	22.2
1975	Drew Hill	22	479	0	21.8
1976	Drew Hill	21	554	0	26.4
1977	Drew Hill	32	754	0	23.6
1978	Drew Hill	19	570	2	30.0
1979	Marlon Heggs	19	426	0	22.4
1980	Clarence Stover	16	313	0	19.6
1981	Robert Lavette	17	389	0	22.9
1982	Cleve Pounds	17	397	0	23.4
1983	Cleve Pounds	13	191	0	14.7
1984	Sammy Lilly	14	304	0	21.7
1985	Gary Lee	8	242	1	30.3
1986	Gary Lee	30	568	1	18.9
1987	Richard Hills	31	622	0	20.1
1988	Ken Swilling	25	558	0	22.3
1989	T.J. Edwards	35	831	0	23.7
1990	Kevin Tisdell	18	531	1	29.5
1991	Kevin Tisdell	27	513	0	19.0
1992	Kevin Tisdell	23	482	0	21.0
1993	Derrick Steagall	16	413	0	25.8
1994	Lethon Flowers	23	541	0	23.5
1995	Charlie Rogers	15	285	0	19.0
1996	Charlie Rogers	26	626	0	24.1
1997	Charlie Rogers	15	317	0	21.1
	Dez White	14	330	1	23.6
1998	Dez White	26	682	1	26.2
1999	Dez White	29	689	0	23.8
2000	Kelly Campbell	26	632	0	24.3
2001	Kelly Campbell	28	651	0	23.2
2002	Kerry Watkins	23	481	0	20.9
2003	Kenny Scott	35	779	0	22.3


## CAREER KICKOFF RETURN LEADERS

Minimum of 25 returns

No.	Player	Years	KOR	Yards	TD	Avg
1.	Drew Hill	1975-78	94	2,357	2	25.4
2.	Dez White	1997-99	69	1,701	2	24.7
3.	Derrick Steagall	1993-97	28	687	0	24.5
4.	Kelly Campbell	1998-01	59	1,415	0	24.0
5.	T.J. Edwards	1988-90	35	831	0	23.7
6.	Randy Rhino	1972-74	37	870	0	23.5
7.	Cory Collier	1983-86	27	627	0	23.2
8.	Kevin Tisdell	1989-92	68	1,526	1	22.4
9.	Ken Swilling	1988-91	27	602	0	22.3
10.	Lethon Flowers	1991-94	43	938	0	21.8
	Charlie Rogers	1995-98	58	1,264	0	21.8
12.	Gary Lee	1983-86	42	874	2	20.8
	Marlon Heggs	1979-80	30	623	0	20.8
14.	Richard Hills	1985-87	33	681	0	20.6
15.	Gene Spiotta	1968-69	35	704	0	20.1



# KICKOFF RETURNS



**GARY LEE** led the Jackets in kickoff returns in 1985 and 1986 and returned two kickoffs for touchdowns, including this 95-yarder against Georgia in 1985.

## SEASON KICKOFF RETURN AVERAGE

Minimum 10 Returns

1. Drew Hill .....	30.0	1977
2. Kevin Tisdell .....	29.5	1991
3. Drew Hill .....	26.4	1976
4. Dez White .....	26.2	1998
5. Derrick Steagall .....	25.8	1993
6. Gene Spiotta .....	25.2	1969
7. Randy Rhino .....	25.0	1973
8. Larry Studdard .....	24.4	1970
9. Kelly Campbell .....	24.3	2000
10. Charlie Rogers .....	24.1	1996

## SEASON KICKOFF RETURNS

1. T.J. Edwards .....	35	1989
<b>Kenny Scott .....</b>	<b>35</b>	<b>2003</b>
3. Drew Hill .....	32	1977
4. Richard Hills .....	31	1987
5. Gary Lee .....	30	1986
6. Dez White .....	29	1999
7. Kelly Campbell .....	28	2001
8. Kevin Tisdell .....	27	1991
9. Charlie Rogers .....	26	1996
Dez White .....	26	1998
Kelly Campbell .....	26	2000

## SEASON KICKOFF RETURN YARDS

1. T.J. Edwards .....	831	1989
<b>2. Kenny Scott .....</b>	<b>779</b>	<b>2003</b>
3. Drew Hill .....	754	1977

4. Dez White .....	689	1999
5. Dez White .....	682	1998
6. Kelly Campbell .....	651	2001
7. Kelly Campbell .....	632	2000
8. Charlie Rogers .....	626	1996
9. Richard Hills .....	622	1987
10. Drew Hill .....	570	1978

## CAREER KICKOFF RETURNS

1. Drew Hill .....	94	1975-78
2. Dez White .....	69	1997-99
3. Kevin Tisdell .....	68	1989-92
4. Kelly Campbell .....	59	1998-01
5. Charlie Rogers .....	56	1995-98
6. Lethon Flowers .....	43	1991-94
7. Gary Lee .....	42	1983-86
8. Randy Rhino .....	37	1972-74
9. T.J. Edwards .....	35	1988-90
Gene Spiotta .....	35	1968-69
<b>Kenny Scott .....</b>	<b>35</b>	<b>2003-</b>

## CAREER KICKOFF RETURN YARDS


1. Drew Hill .....	2,357	1975-78
2. Dez White .....	1,701	1997-99
3. Kevin Tisdell .....	1,526	1989-92
4. Kelly Campbell .....	1,415	1998-01
5. Charlie Rogers .....	1,264	1995-98
6. Lethon Flowers .....	938	1991-94
7. Gary Lee .....	874	1983-86
8. Randy Rhino .....	870	1972-74
9. T.J. Edwards .....	831	1988-90
<b>10. Kenny Scott .....</b>	<b>779</b>	<b>2003-</b>

## SINGLE-GAME KICKOFF RETURNS

<b>1. Kenny Scott .....</b>	<b>7 vs. Virginia, 2003</b>
Dez White .....	7 vs. Virginia, 1999
Richard Hills .....	7 vs. Duke, 1987
Drew Hill .....	7 vs. Notre Dame, 1977



**KEVIN TISDELL** returned kickoffs for Tech's 1990 national championship team, including this 87-yard return vs. Clemson.



**DREW HILL** is the top kickoff returner in Tech annals with 2,357 yards and a 25.4-yard average.

5. Kelly Campbell .....	6 vs. Georgia, 2001
Kevin Tisdell .....	6 vs. Virginia, 1990
T.J. Edwards .....	6 vs. Duke, 1989
Richard Hills .....	6 vs. Clemson, 1987
Drew Hill .....	6 vs. Duke, 1977
Drew Hill .....	6 vs. Clemson, 1977
Drew Hill .....	6 vs. Georgia, 1977

## SINGLE-GAME KICKOFF RETURN YARDS

1. T.J. Edwards .....	184 vs. Duke, 1989
2. Kevin Tisdell .....	167 vs. Duke, 1990
3. Drew Hill .....	166 vs. Clemson, 1977
Dez White .....	157 vs. Virginia, 1999
5. Dez White .....	156 vs. Maryland, 1998
<b>6. Kenny Scott .....</b>	<b>154 vs. NC State, 2003</b>
7. Richard Hills .....	152 vs. Duke, 1987
8. Richard Hills .....	149 vs. Clemson, 1987
Drew Hill .....	149 vs. Duke, 1977
10. Drew Hill .....	147 vs. Notre Dame, 1977
<b>11. Kenny Scott .....</b>	<b>146 vs. Virginia, 2003</b>

## KICKOFF RETURNS FOR TOUCHDOWNS

100	Dez White vs. Maryland, 1998
95	Dez White vs. Duke, 1997
85	Kevin Tisdell vs. Duke, 1990
99	Gary Lee vs. NC State, 1986
95	Gary Lee vs. Georgia, 1985
97	Drew Hill vs. Auburn, 1978
100	Drew Hill vs. Georgia, 1978
97	Eddie Lee Ivery, 1977
93	Billy Williamson vs. Tennessee, 1960
91	Lester Simerville vs. Tulane, 1957

# PUNT RETURNS

## INDIVIDUAL RECORDS

### Most Returns

Game	9	Kelley Rhino vs. The Citadel, 2001
Season	48	Kelley Rhino, 2001; Willie Clay, 1991
Career	112	Kelley Rhino, 1999-02

### Most Yardage on Returns

Game	149	Gerry Bussell vs. Auburn, 1962
Season	515	Kelley Rhino, 2001
Career	1,135	Kelley Rhino, 1999-02

### Most TDs on Returns

Season	2	Jimmy Brown, 1966
	2	Charlie Rogers, 1998
	2	Jonathan Smith, 2003
Career	3	Jimmy Brown, 1965-67

### Best Return Average

Season	22.6	Jimmy Brown, 1965 (min. 10)
Career	15.2	Charlie Rogers, 1995-99 (min. 25)

## TEAM RECORDS

### Most Returns

Game	9	vs. The Citadel, 2001
Season	54	1952

### Most Yardage on Returns

Game	249	vs. Navy, 1965
Season	564	1951

### Most TDs on Returns

Game	2	vs. Navy, 1965
Season	3	1965

### Best Return Average

Season	23.0	1965
--------	------	------

**Bill Teas**



## PUNT RETURNS FOR TD

80	Jonathan Smith vs. Virginia, 2003
73	Jonathan Smith vs. North Carolina, 2003
18	Nathan Burton vs. BYU, 2003 (blk)
0	Tony Hollings vs. North Carolina, 2000 (blk)
0	Jeremy Muyres vs. Wake Forest, 1999 (blk)
54	Charlie Rogers vs. Virginia, 1998
63	Charlie Rogers vs. Wake Forest, 1998
2	Jason Bostic vs. NC State, 1998 (blk)
30	Travares Tillman vs. Clemson, 1997 (blk)
72	Nate Perryman vs. Georgia, 1996
72	Michael Smith vs. Duke, 1992
61	Willie Clay vs. North Carolina, 1991
15	Sammy Lilly vs. Tennessee, 1987 (blk)
9	Reginald Rutland vs. NC State, 1985 (blk)
72	Jack Westbrook vs. Tennessee, 1982
71	Eddie Lee Ivery vs. The Citadel, 1978
96	Randy Rhino vs. South Carolina, 1972
59	Jimmy Brown vs. Auburn, 1966
69	Jimmy Brown vs. Vanderbilt, 1966
86	Bill Eastman vs. Navy, 1965
77	Sammy Burke vs. Navy, 1965
78	Jimmy Brown vs. Vanderbilt, 1965
75	Gerry Bussell vs. Auburn, 1962
74	Frank Nix vs. Tennessee, 1958
87	Johnny Menger vs. Auburn, 1956
48	Paul Rotenberry vs. Miami, 1955
39	Wade Mitchell vs. Florida State, 1955
65	George Volkert vs. Tennessee, 1954
48	Bill Teas vs. Duke, 1953
68	Bill Teas, 1952
60	Ray Beck vs. Duke, 1951 (blk)
35	Marion Akins vs. Duke, 1950

## YEARLY LEADERS

Leader based upon number of returns




Year	Player	No.	Yds	TD	Avg
1950	Chappell Rhino	10	84	0	8.4
1951	Chappell Rhino	17	126	0	7.4
1952	Jake Rudolph	18	136	0	7.6
1953	Bill Teas	10	169	1	16.9
1954	Jimmy Thompson	5	71	0	14.2
1955	Wade Mitchell	9	108	1	12.0
1956	Johnny Menger	10	175	1	17.5
1957	Fred Braselton	4	38	1	9.2
1958	Floyd Faucette	7	55	0	7.9
1959	Floyd Faucette	7	67	0	9.6
1960	Billy Williamson	13	125	0	9.6
1961	Billy Williamson	10	65	0	6.5
1962	Gerry Bussell	9	181	1	20.1
1963	Johnny Gresham	7	74	0	10.6
1964	Gerry Bussell	13	104	0	8.0
1965	Jimmy Brown	10	226	1	22.6
1966	Jimmy Brown	18	260	2	14.4
1967	Jimmy Brown	27	192	0	7.1
1968	Mike Wysong	15	132	0	8.8
1969	Mike Wysong	21	205	0	9.8
1970	Mike Wysong	29	328	0	11.3
1971	Jeff Ford	33	341	0	10.3
1972	Randy Rhino	25	441	1	17.6
1973	Randy Rhino	12	129	0	10.8
1974	Randy Rhino	20	179	0	9.0
1975	Danny Rhino	17	45	0	2.6
1976	Don Bessillieu	23	205	0	8.9
1977	Don Bessillieu	11	69	0	6.3
1978	Gary Hardie	6	13	0	2.7
1979	Gary Lanier	27	168	0	6.2
1980	Ted Thurson	12	55	0	4.9
1981	Jack Westbrook	26	118	0	4.5
1982	Jack Westbrook	21	255	1	12.1
1983	Jack Westbrook	25	169	0	6.8
1984	Tim Mauldin	15	120	0	8.0
1985	Cory Collier	12	75	0	6.3
1986	Riccardo Ingram	16	233	0	14.6
1987	Riccardo Ingram	20	110	0	5.5
1988	Gerald Chamblin	17	127	0	7.5
1989	Willie Clay	27	157	0	5.8
1990	Jason McGill	27	163	0	6.0
1991	Willie Clay	48	431	1	9.0
1992	Jimy Lincoln	18	136	0	7.6
1993	Lethon Flowers	10	79	0	7.9
1994	Lethon Flowers	8	30	0	3.8
1995	Nate Perryman	29	362	0	12.5
1996	Nate Perryman	18	219	1	12.2
1997	Harvey Middleton	22	185	0	8.4
1998	Charlie Rogers	30	425	2	14.2
1999	Marvious Hester	29	322	0	11.1
2000	Kelley Rhino	19	173	0	9.1
2001	Kelley Rhino	48	515	0	10.7
2002	Kelley Rhino	45	447	0	9.9
2003	Jonathan Smith	31	364	2	11.7

## CAREER PUNT RETURN LEADERS

Minimum of 25 returns

No.	Player	Years	PR	Yards	TD	Avg
1.	Charlie Rogers	1995-98	32	485	2	15.2
2.	Bill Teas	1951-54	29	399	2	13.8
3.	Randy Rhino	1972-74	57	749	1	13.1
4.	Jimmy Brown	1965-67	55	678	3	12.3
5.	Gerry Bussell	1962-64	26	313	1	12.2
	Jonathan Smith	2000-03	39	477	2	12.2
7.	Joe Cobb	1948-50	23	271	0	11.8
8.	Nate Perryman	1993-96	52	603	1	11.6
9.	Billy Williamson	1959-61	27	278	0	10.3
	Marvious Hester	1999-02	41	421	0	10.3
11.	Mike Wysong	1968-70	65	665	0	10.2
12.	Jeff Ford	1969-71	39	392	0	10.1
	Kelley Rhino	1999-02	112	1,135	0	10.1
14.	Riccardo Ingram	1984-87	36	343	0	9.5
15.	Harvey Middleton	1994-97	43	376	0	8.7

# PUNT RETURNS



**RHINO LEGACY:** Three generations of the Rhino family have led the Yellow Jackets in punt returns, including Chappell (right center) in 1950-51, his sons Randy (right) in 1972-73-74 and Danny (left center) in 1975, and Randy's son Kelley (left) in 2000-01-02. Kelley broke his father's records for punt return yards in a season and career, but Randy still holds the record for the longest return in Tech history.

## SEASON PUNT RETURNS

1. Kelley Rhino	48	2001
Willie Clay	48	1991
3. Kelley Rhino	45	2002
4. Jeff Ford	33	1971
5. Charlie Rogers	30	1998
6. Jonathan Smith	31	2003
7. Marvious Hester	29	1999
Mike Wysong	29	1970
Nate Perryman	29	1995

## SEASON PUNT RETURN YDS

1. Kelley Rhino	515	2001
2. Kelley Rhino	447	2002
3. Randy Rhino	441	1972
4. Willie Clay	431	1991
5. Charlie Rogers	425	1998
6. Jonathan Smith	364	2003
7. Nate Perryman	362	1995
8. Jeff Ford	341	1971
9. Mike Wysong	328	1970
10. Marvious Hester	322	1999

## SEASON PUNT RETURN AVG

Minimum 10 Returns

1. Jimmy Brown	22.6	1965
2. Randy Rhino	17.6	1972
3. Johnny Menger	17.5	1956
4. Bill Teas	16.9	1953
5. Riccardo Ingram	14.6	1986
6. Jimmy Brown	14.4	1966

7. Charlie Rogers	14.2	1998
8. Nate Perryman	12.5	1995
9. Nate Perryman	12.2	1996
10. Jack Westbrook	12.1	1982

## CAREER PUNT RETURNS

1. Kelley Rhino	112	1999-02
2. Willie Clay	101	1988-91
3. Jack Westbrook	77	1980-83
4. Mike Wysong	65	1968-70
5. Randy Rhino	57	1972-74
6. Jimmy Brown	55	1965-67
7. Nate Perryman	52	1993-96
8. Harvey Middleton	43	1994-97
9. Marvious Hester	41	1999-02
10. Jeff Ford	39	1969-71
Don Bessillieu	39	1975-78
Jonathan Smith	39	2000-03

## CAREER PUNT RETURN YDS

1. Kelley Rhino	1,135	1999-02
2. Randy Rhino	749	1972-74
3. Willie Clay	723	1988-91
4. Jimmy Brown	678	1965-67
5. Mike Wysong	665	1968-70
6. Nate Perryman	603	1993-96
7. Jack Westbrook	519	1980-83
8. Charlie Rogers	485	1995-98
9. Jonathan Smith	477	2000-03
10. Marvious Hester	421	1999-02

## SINGLE-GAME PUNT RETURNS

1. Kelley Rhino	9	vs. Citadel, 2001
2. Kelley Rhino	8	vs. Florida State, 2002
3. Nate Perryman	7	vs. Virginia, 1996
Charlie Rogers	7	vs. N. Carolina, 1998
Marvious Hester	7	vs. UCF, 2000
5. Kelley Rhino	6	vs. Duke, 2000
Charlie Rogers	6	vs. Virginia, 1998
Nate Perryman	6	vs. N. Carolina, 1995
Willie Clay	6	vs. North Carolina, 1990
Willie Clay	6	vs. Western Carolina, 1989
Jeff Ford	6	vs. Clemson, 1971
Mike Wysong	6	vs. Navy, 1970
Mike Wysong	6	vs. Florida State, 1970
Mike Wysong	6	vs. Southern Cal, 1969
Jimmy Brown	6	vs. Tulane, 1967
Jordan	6	vs. Georgia, 1949

## SINGLE-GAME PUNT RETURN YARDS

1. Gerry Bussell	149	vs. Auburn, 1962
2. Randy Rhino	137	vs. South Carolina, 1972
3. Jimmy Jordan	130	vs. Wash. & Lee, 1949
4. Mike Wysong	120	vs. Florida State, 1970
5. Charlie Rogers	117	vs. Virginia, 1998
6. Kelley Rhino	111	vs. North Carolina, 2001
7. Kelley Rhino	110	vs. Vanderbilt, 2002
8. Michael Smith	101	vs. Duke, 1992
9. George Volkert	98	vs. Tennessee, 1954
10. Johnny Menger	97	vs. Auburn, 1956



# PUNTING

## INDIVIDUAL RECORDS

### Most Punts

Game	21	Hawk Cavette vs. Florida, 1938
Season	88	Jeff Pierce, 1980
Career	251	Jeff Pierce, 1978-81

### Most Yards Punting

Season	3,609	Jeff Pierce, 1980
Career	10,271	Jeff Pierce, 1978-81

### Best Punting Average

Game	53.3	Rodney Williams vs. Duke, 1997 (min. 3 punts)
Season	45.64	Rodney Williams, 1997 (min. 35 punts)
Career	41.42	Rodney Williams, 1995-98 (min. 75 punts)

## TEAM RECORDS

### Most Punts

Season	89	1980
--------	----	------

### Highest Average Per Punt

Season	45.64	1997
--------	-------	------

### Highest Net Average Per Punt

Season	40.96	1997
--------	-------	------



**RODNEY THE ROCKET:** All-America Rodney Williams finished his career in 1998 with the best punting average in Georgia Tech history at 41.42 yards per kick.

## PRIMARY PUNTERS

Year	Player	Punts	Yards	Avg.
1950	Bob Robinson	51	1,904	37.3
1951	Dave Davis	66	2,504	37.9
1952	Dave Davis	62	2,458	39.6
1953	Dave Davis	45	1,663	37.0
1954	Johnny Menger	30	1,105	36.8
1955	Johnny Menger	23	806	35.0
1956	Ken Owen	32	1,270	39.7
1957	Jerry Nabors	30	958	31.9
1958	Gerald Burch	43	1,625	37.8
1959	Gerald Burch	53	2,022	38.2
1960	Don Coker	31	1,101	35.5
1961	Billy Lothridge	50	1,653	33.1
1962	Billy Lothridge	54	2,102	38.9
1963	Billy Lothridge	46	1,887	41.0
1964	Jerry Priestley	48	1,776	37.0
1965	Jerry Priestley	47	1,869	39.8
1966	Charlie Mason	39	1,535	39.4
1967	Tommy Chapman	72	2,764	38.4
1968	Tommy Chapman	61	2,397	39.3
1969	Tommy Chapman	62	2,355	38.0
1970	Chip Pallman	77	2,983	38.7
1971	Dick Bowley	49	1,843	37.6
1972	Dick Bowley	41	1,532	37.3
1973	Dick Bowley	51	2,048	40.2
1974	Mike Johnson	25	950	38.0
1975	Harper Brown	38	1,562	41.1
1976	Harper Brown	43	1,767	41.1
1977	Ted Peeples	57	2,247	39.4
1978	Jeff Pierce	58	2,247	38.7
1979	Ted Peeples	37	1,416	38.3
1980	Jeff Pierce	88	3,609	41.0
1981	Jeff Pierce	75	3,207	42.8
1982	Ron Rice	42	1,789	42.6
1983	Ron Rice	63	2,439	38.7
1984	Mike Snow	45	1,791	39.8
1985	Mike Snow	71	2,827	39.8
1986	Sean McDevitt	48	1,772	36.9
1987	Sean McDevitt	64	2,527	39.5
1988	Sean McDevitt	64	2,282	35.7
1989	Scott Aldredge	49	1,939	39.6
1990	Scott Aldredge	53	1,942	36.6
1991	Jason Bender	45	1,780	39.6
1992	Jason Bender	58	2,228	38.4
1993	Jason Bender	46	1,837	39.9
1994	Jason Bender	55	2,503	45.5
1995	Rodney Williams	28	1,068	38.1
	Keith Weaver	31	1,128	36.4
1996	Rodney Williams	53	2,034	38.4
1997	Rodney Williams	47	2,145	45.6
1998	Rodney Williams	50	2,126	42.5
1999	Dan Dyke	30	1,314	43.8
2000	Dan Dyke	34	1,420	41.8
2001	Dan Dyke	29	1,196	41.2
	Chris Morehouse	13	538	41.4
2002	Dan Dyke	39	1,531	39.3
	Chris Morehouse	33	1,396	42.3
2003	Hal Higgins	43	1,587	36.9
	Andy Thomson	24	954	39.8

## CAREER PUNTING LEADERS

Minimum 75 Punts

Player	Years	Punts	Yards	Avg.
1. Rodney Williams	1995-98	178	7,373	41.42
2. Dan Dyke	1999-02	132	5,461	41.37
3. Harper Brown	1975-76	81	3,329	41.10
4. Jason Bender	1991-94	204	8,348	40.92
5. Jeff Pierce	1978-81	252	10,271	40.76
6. Ron Rice	1980-83	105	4,228	40.27
7. Mike Snow	1984-85	116	4,618	39.81
8. Ted Peeples	1977-80	101	3,903	38.64
9. Tommy Chapman	1967-69	195	7,516	38.54
10. Dave Davis	1951-53	107	4,121	38.51
11. Dick Bowley	1971-73	141	5,423	38.46
12. Jerry Priestley	1963-65	95	3,645	38.37
13. Scott Aldredge	1986-90	102	3,881	38.05
14. Chip Pallman	1968-70	88	3,320	37.73
15. Billy Lothridge	1961-63	150	5,642	37.61

# PUNTING

## CAREER PUNTS

1. Jeff Pierce .....	252	1978-81
2. Jason Bender .....	204	1991-94
3. Tommy Chapman .....	195	1967-69
4. Rodney Williams .....	178	1995-98
5. Sean McDevitt .....	176	1986-88
6. Billy Lothridge .....	150	1961-63
7. Dick Bowley .....	141	1971-73
8. Dan Dyke .....	132	1999-02
9. Gerald Burch .....	118	1958-60
10. Mike Snow .....	116	1984-85



**Jeff Pierce**



**Harper Brown**

## SEASON PUNTS

1. Jeff Pierce .....	88	1980
2. Chip Pallman .....	77	1970
3. Jeff Pierce .....	75	1981
4. Tommy Chapman .....	72	1967
5. Mike Snow .....	71	1985
6. Dave Davis .....	66	1951
7. Sean McDevitt .....	64	1987
Sean McDevitt .....	64	1988
9. Ron Rice .....	63	1983
10. Dave Davis .....	62	1952
Tommy Chapman .....	62	1969

## CAREER YARDAGE


1. Jeff Pierce .....	10,271	1978-81
2. Jason Bender .....	8,348	1991-94
3. Tommy Chapman .....	7,516	1967-69
4. Rodney Williams .....	7,373	1995-98
5. Sean McDevitt .....	6,581	1986-88
6. Billy Lothridge .....	5,642	1961-63
7. Dan Dyke .....	5,461	1999-02
8. Dick Bowley .....	5,423	1971-73
9. Mike Snow .....	4,618	1984-85
10. Gerald Burch .....	4,418	1958-60

## SEASON PUNTING YARDS

1. Jeff Pierce .....	3,609	1980
2. Jeff Pierce .....	3,207	1981
3. Mike Snow .....	2,827	1985
4. Chip Pallman .....	2,983	1970
5. Tommy Chapman .....	2,764	1967
6. Sean McDevitt .....	2,527	1987
7. Dave Davis .....	2,504	1951
8. Jason Bender .....	2,503	1994
9. Dave Davis .....	2,458	1952
10. Ron Rice .....	2,439	1983

## SEASON AVERAGE

<i>Minimum 25 punts</i>		
1. Rodney Williams .....	45.64	1997
2. Jason Bender .....	45.51	1994
3. Dan Dyke .....	43.80	1999
4. Jeff Pierce .....	42.86	1981
5. Ron Rice .....	42.60	1982
6. Rodney Williams .....	42.52	1998
7. Chris Morehouse .....	42.30	2002
8. Dan Dyke .....	41.76	2000
9. Dan Dyke .....	41.24	2001
10. Harper Brown .....	41.11	1975



**ALL-AMERICA JASON BENDER** was second in the nation in 1994 with a 45.5-yard average, the Tech record until broken by Rodney Williams in 1997.

## SINGLE-GAME PUNTS

1. Hawk Cavette .....	21	vs. Florida, 1938
2. Rodney Williams .....	12	vs. Florida State, 1997
Chip Pallman .....	12	vs. Notre Dame, 1970
Sean McDevitt .....	12	vs. Clemson, 1987
5. Tommy Chapman .....	11	vs. Clemson, 1967
Harper Brown .....	11	vs. Notre Dame, 1975
Jeff Pierce .....	11	vs. North Carolina, 1980
8. Many with 10; Most recent, Bill Weaver vs. Clemson, 1991		

## SINGLE-GAME PUNTING YARDS

1. Rodney Williams .....	553	vs. Florida State, 1997 (12)
2. Sean McDevitt .....	505	vs. Clemson, 1987 (12)
3. Ron Rice .....	454	vs. Auburn, 1982 (10)
4. Chip Pallman .....	443	vs. Notre Dame, 1970 (12)
5. Jeff Pierce .....	440	vs. No. Carolina, 1980 (11)
6. Jeff Pierce .....	434	vs. Notre Dame, 1981 (10)
7. Harper Brown .....	412	vs. Notre Dame, 1975 (11)
8. Jeff Pierce .....	411	vs. Florida, 1980 (10)
9. Jeff Pierce .....	408	vs. Notre Dame, 1980 (10)
10. Chris Morehouse .....	406	vs. UCF, 2000 (9)

## SINGLE-GAME PUNTING AVERAGE

<i>Minimum 3 Punts</i>		
1. Rodney Williams .....	53.3	vs. Duke, 1997 (3)
2. Rodney Williams .....	52.7	vs. NC State, 1997 (6)
3. Jason Bender .....	52.0	vs. NC State, 1994 (3)
4. Rodney Williams .....	51.8	vs. Florida State, 1998 (6)
5. Harper Brown .....	50.7	vs. Georgia, 1967 (3)
Harper Brown .....	50.7	vs. Miami, 1975 (3)
7. Rodney Williams .....	50.3	vs. Georgia, 1995 (3)
8. Jason Bender .....	49.8	vs. Clemson, 1993 (5)
9. Mike Snow .....	49.5	vs. Auburn, 1985 (4)
10. Gerald Burch .....	49.0	vs. Clemson, 1958 (5)

## INDIVIDUAL RECORDS

### Most Tackles by a Linebacker

Game	28	Eric Wilcox vs. Georgia, 1967
Season	188	Joe Harris, 1974
Career	467	Keith Brooking, 1994-97

### Most Tackles by a Down Lineman

Game	20	John Battle vs. Duke, 1964
Season	112	John Battle, 1965
Career	271	Franklin Brooks, 1952-55

### Most Tackles by a Defensive Back

Game	19	Danny Rhino vs. Virginia, 1974; Cleve Pounds vs. Auburn & NC State, 1984; Ken Swilling vs. Virginia, 1989
Season	114	Cleve Pounds, 1984
Career	273	Jeremy Muires, 1999-2002

### Most Tackles for Loss


Game	7	Pat Swilling vs. NC State, 1985
Season	24	Eric Henderson, 2003
Career	57	Greg Gathers, 1999-02

### Most Quarterback Sacks

Game	7	Pat Swilling vs. NC State, 1985
Season	15	Pat Swilling, 1985
Career	31	Greg Gathers, 1999-02

### Most Quarterback Sacks by Team

Game	11	Maryland, 1990
Season	45	1990 & 1991



**DYNAMIC DUOS:** Linebackers Keith Brooking (35) and Ron Rogers (50) combined for 902 tackles from 1994-97 and rank first and third, respectively, on Tech's career tackles list. Daryl Smith (51) and Keyaron Fox (54) were similarly productive, combining for 759 tackles from 2000-03.




**Franklin Brooks**



**Joe Harris**



**Greg Gathers**




## YEARLY LEADERS

Year	Player, Pos.	Tackles
1952	George Morris, LB	114
1953	Larry Morris, LB	106
1954	Franklin Brooks, G	106
1955	Franklin Brooks, G	89
1956	Don Stephenson, LB	92
1957	Don Stephenson, LB	82
1958	Maxie Baughan, LB	94
1959	Maxie Baughan, LB	124
1960	Ben Smith, DB	57
1961	Ed Griffin, T	51
1962	Rufus Guthrie, LB	67
1963	Unavailable	
1964	Unavailable	
1965	John Battle, NG	112
1966	W.J. Blane, LB	122
1967	Randall Edmunds, LB	128
1968	Buck Shiver, LB	133
1969	Rock Perdoni, T	105
1970	Unavailable	
1971	Bruce Elliot, LB	114
1972	Joe Harris, LB	120
1973	Don Shank, LB	114
1974	Joe Harris, LB	188
1975	Lucius Sanford, LB	121
1976	Lucius Sanford, LB	117
1977	Mackel Harris, DE	107
1978	Henry Johnson, ILB	99
1979	Henry Johnson, ILB	110
1980	Duane Wood, ILB	171
1981	Rob Horton, ILB	150
1982	Sammy Brown, FB	113
1983	Rob Horton, ILB	129
1984	Cleve Pounds, SS	114
1985	Ted Roof, ILB	119
1986	Kyle Ambrose, DT	91
	Riccardo Ingram, FS	91
1987	Riccardo Ingram, FS	79
1988	Andre Thomas, SS	100
1989	Eric Thomas, ILB	159
1990	Jerrelle Williams, ILB	145
1991	Jerrelle Williams, ILB	107
1992	Mike Williams, FS	105
1993	Jamal Cox, ILB	111
1994	Jamal Cox, ILB	146
1995	Keith Brooking, ILB	146
1996	Keith Brooking, ILB	147
1997	Keith Brooking, ILB	131
1998	Delaunta Cameron, LB	90
1999	Recardo Wimbush, LB	91
2000	Daryl Smith, LB	96
2001	Recardo Wimbush, LB	96
2002	Daryl Smith, LB	99
2003	Keyaron Fox, LB	155



# TACKLES



**ERIC WILCOX** made 28 tackles against Georgia in 1967, a figure that still stands as the Tech single-game record.

## CAREER TACKLES BY LINEMEN

1. Franklin Brooks .....	271	1952-55
2. Pat Swilling .....	265	1982-85
3. John Battle .....	242	1963-65
4. Brad Bourne .....	241	1970-72
5. Rick Gibney .....	234	1972-75
6. Coleman Rudolph .....	220	1989-92
7. Smylie Gebhart .....	217	1969-71
8. Rock Perdoni .....	210	1969-70
9. Ralph Hughes .....	200	1994-97
10. Mark Pike .....	198	1982-85
11. Willie Burks .....	194	1986-89
Greg Gathers .....	194	1999-02
13. Marvin Dyett .....	188	1978-82
14. Ivey Lee .....	184	1983-87
15. Red McDaniel .....	182	1974-75
16. Derrick Shepard .....	177	1994-97
John Lagana .....	177	1965-67
18. Kevin Battle .....	176	1989-92
19. Ken Parker .....	175	1982-85
Ivey Stokes .....	175	1978-80
Tony Daykin .....	175	1974-76

## CAREER TACKLES BY LINEBACKERS

1. Keith Brooking .....	467	1994-97
2. Jerrelle Williams .....	437	1988-91
3. Ron Rogers .....	435	1994-97
4. Lucius Sanford .....	433	1974-77
5. Rob Horton .....	432	1980-83
6. Duane Wood .....	426	1979-82
7. Ted Roof .....	417	1982-85
8. Joe Harris .....	415	1972-74

9. Jamal Cox .....	397	1991-94
10. Mackel Harris .....	390	1976-79
11. Daryl Smith .....	383	2000-03
12. Keyaron Fox .....	376	2000-03
13. Recardo Wimbush .....	375	1999-02
14. Eric Thomas .....	334	1986-89
15. Buck Shiver .....	333	1968-70
16. Rodney Wilkerson .....	315	1991-94
17. Randall Edmunds .....	285	1965-67
18. Larry Morris .....	275	1952-54
19. Henry Johnson .....	270	1976-79
20. Jim Anderson .....	258	1982-85
Bob Bowen .....	258	1974-76

## CAREER TACKLES BY DEFENSIVE BACKS

1. Jeremy Muires .....	273	1999-02
2. Ken Swilling .....	267	1988-91
3. Mark Sheffield .....	244	1979-82
4. Lethon Flowers .....	238	1991-94
5. Travares Tillman .....	236	1996-99
6. Riccardo Ingram .....	232	1984-87
7. Cleve Pounds .....	227	1982-85
8. Mike Dee .....	223	1993-96
9. Mike Wysong .....	215	1968-70
Lawrence Lowe .....	212	1977-80
11. Andre Thomas .....	207	1985-88
Anthony Harrison .....	207	1983-86
13. Ken Taylor .....	205	1978-80
14. Randy Rhino .....	203	1971-74
15. Curley Day .....	200	1989-92
16. Jeff Ford .....	198	1969-71
17. Ted Thurson .....	197	1979-82
18. Don Bessillieu .....	196	1975-78
19. Cory Collins .....	192	1999-02
20. Reginald Rutland .....	190	1983-86



**KEN SWILLING**, a consensus all-America in 1990, ranks second in tackles by a defensive back with 267 and also had 13 interceptions.

## SEASON TACKLES BY LINEMEN


1. John Battle .....	112	1965
2. Franklin Brooks .....	106	1954
3. Rock Perdoni .....	105	1969
4. Pat Swilling .....	100	1984
5. John Lagana .....	94	1967
6. Brad Bourne .....	92	1972
Don Stephenson .....	92	1956
8. Kyle Ambrose .....	91	1986
9. Franklin Brooks .....	89	1955
10. Pat Swilling .....	84	1985
11. Don Stephenson .....	82	1957
12. Marco Coleman .....	81	1990
13. Paul Jurgensen .....	77	1986
14. Ken Parker .....	76	1984
15. Beau Bruce .....	74	1972
Mike Ashmore .....	74	1966

## SEASON TACKLES BY LINEBACKERS

1. Joe Harris .....	188	1974
2. Duane Wood .....	171	1980
3. Eric Thomas .....	159	1989
4. Keyaron Fox .....	155	2003
5. Rob Horton .....	150	1981
6. Keith Brooking .....	147	1996
7. Keith Brooking .....	146	1995
Jamal Cox .....	146	1994
9. Ron Rogers .....	145	1995
Jerrelle Williams .....	145	1989
Jerrelle Williams .....	145	1990
12. Calvin Tiggie .....	134	1990
13. Buck Shiver .....	133	1968
14. Keith Brooking .....	131	1997
15. Rob Horton .....	129	1983

## SEASON TACKLES BY DEFENSIVE BACKS

1. James Butler .....	119	2003
2. Cleve Pounds .....	114	1984
3. Cleve Pounds .....	113	1985
Sammy Brown .....	113	1982
5. Mike Williams .....	105	1992
6. Gary Faulkner .....	102	1971
7. Andre Thomas .....	100	1988
8. Danny Rhino .....	99	1974
9. David Hendrix .....	97	1994
10. Ken Swilling .....	93	1989
Sammy Burke .....	93	1966
12. Riccardo Ingram .....	91	1986
13. Chris Young .....	89	1999
Bill Kinard .....	89	1968
15. Joe Bill Faith .....	88	1968



**TED ROOF** recorded the second-best game ever by a Yellow Jacket with 25 hits against Tennessee in 1985.

## CAREER QB SACKS

Player	No.	Yds	Years
1. Greg Gathers	31	210	1999-02
2. Coleman Rudolph	28.5	200	1989-92
3. Marco Coleman	27.5	162	1989-91
4. Pat Swilling	23	194	1982-85
5. Felipe Claybrooks	20	156	1997-00
6. Tom Johnson	17.5	102	1990-93
7. Marlon Williams	17	131	1990-93
8. Nick Rogers	16.5	121	1998-01
9. Willie Burks	16	76	1986-89
<b>Eric Henderson</b>	<b>16</b>	<b>107</b>	<b>2002-</b>
11. Jesse Tarplin	14	124	1995-98
12. Ralph Hughes	13.5	67	1994-97
13. Freddie Cogger	12	95	1992-94
Jermaine Miles	12	99	1995-96

## SEASON QB SACKS

Player	No.	Yds	Years
1. Pat Swilling	15	119	1985
2. Coleman Rudolph	13	87	1991
Greg Gathers	13	89	2000
4. Marco Coleman	12.5	59	1990
<b>5. Eric Henderson</b>	<b>11</b>	<b>73</b>	<b>2003</b>
6. Marco Coleman	10	62	1991
Felipe Claybrooks	10	67	1998
Greg Gathers	10	68	2001
9. Coleman Rudolph	9.5	34	1992
10. Jesse Tarplin	9	82	1998
Nick Rogers	9	86	2000

## NCAA RECORD

*Tech set an NCAA record with seven fumble returns for touchdowns in 1998, including one in five straight games.*

1. New Mexico State: 25 yards by LB Delaunta Cameron (caused by Jesse Tarplin on QB Ty Houghtaling)
2. North Carolina: 42 yards by DE Roderick Roberts (caused by DE Nate Stimson on QB Ronald Curry)
3. Duke: 54 yards by LB Matt Uremovich (caused by LB Delaunta Cameron on QB Spencer Romine)
4. NC State: 21 yards by CB Jason Bostic (caused by DE Felipe Claybrooks on QB Jamie Barnette)
5. Virginia: 34 yards by LB Delaunta Cameron (caused by DE Nate Stimson on QB Aaron Brooks)
6. Maryland: 27 yards by SS Jerry Caldwell (fumbled pitch)
7. Wake Forest: 90 yards by CB Kofi Smith (fumbled pitch)

## SINGLE-GAME QB SACKS

1. Pat Swilling ..... 7 vs. NC State, 1985
2. Marco Coleman ..... 5 vs. Maryland, 1990
3. **Eric Henderson** ..... **3 vs. Auburn, 2003**  
Jesse Tarplin ..... 3 vs. NC State, 1998  
Derrick Shepard ..... 3 vs. Maryland, 1997  
Jimmy Clements ..... 3 vs. Maryland, 1995  
Tom Johnson ..... 3 vs. Maryland, 1993  
Coleman Rudolph ..... 3 vs. Maryland, 1992  
Marco Coleman ..... 3 vs. Penn State, 1991  
Marco Coleman ..... 3 vs. Boston College, 1991  
Marco Coleman ..... 3 vs. Georgia, 1990

## SINGLE-GAME TEAM SACKS

1. 11 ..... vs. Maryland, 1990  
11 ..... vs. Maryland, 1993
3. 9 ..... vs. NC State, 1985
4. 7 ..... 8 games  
Georgia, 1990; Boston College, 1991;  
NC State, 1992; Maryland, 1997; NC State, 2000;  
Duke, 2000; Auburn, 2003; Tulsa, 2003

## SINGLE-GAME TACKLES

1. Eric Wilcox ..... 28 vs. Georgia, 1967
2. Ted Roof ..... 25 vs. Tennessee, 1985
3. Calvin Tuggle ..... 24 vs. Clemson, 1990
4. Ron Rogers ..... 22 vs. Clemson 1995  
Ron Rogers ..... 22 vs. Georgia, 1995
6. Eric Thomas ..... 21 vs. Duke, 1989  
Jamal Cox ..... 21 vs. Arizona, 1994
8. Keith Brooking ..... 20 vs. Clemson, 1997  
Keith Brooking ..... 20 vs. Clemson, 1996  
Keith Brooking ..... vs. Georgia, 1995  
Keith Brooking ..... 20 vs. Clemson, 1995  
John Battle ..... 20 vs. Duke, 1964

## CAREER TACKLES FOR LOSS


*Sacks plus other tackles for minus yardage*

Player	No.	Yds	Years
1. Greg Gathers	57	290	1999-02
2. Coleman Rudolph	52	285	1989-92
3. Marco Coleman	50	215	1989-91
4. Daryl Smith	48	123	2000-03
5. Keryaron Fox	40	137	2000-03
<b>6. Eric Henderson</b>	<b>39</b>	<b>142</b>	<b>2002-</b>
7. Pat Swilling	37	224	1982-85
Felipe Claybrooks	37	201	1997-00
9. Marlon Williams	33.5	182	1990-93
10. Recardo Wimbush	32	90	1999-02
11. Nick Rogers	31	160	1998-01
12. Willie Burks	29	109	1986-89
13. Felipe Claybrooks	26	142	1997-00
14. Keith Brooking	25.5	104	1994-97
Ralph Hughes	25.5	103	1994-97
16. Ted Roof	25	92	1982-85
17. Tom Johnson	24	124	1990-93
Willis Crockett	24	103	1985-88

## SEASON TACKLES FOR LOSS

*Sacks plus other tackles for minus yardage*

Player	No.	Yds	Year
<b>1. Eric Henderson</b>	<b>24</b>	<b>91</b>	<b>2003</b>
2. Pat Swilling	21	130	1985
Marco Coleman	21	90	1991
4. Greg Gathers	20	105	2000
Coleman Rudolph	20	110	1991
6. Coleman Rudolph	19.5	106	1992
7. Marco Coleman	18.5	76	1990
8. Greg Gathers	18	95	2001
Greg Gathers	18	90	1999



**MATT UREMOVICH** returned this fumble 54 yards for a touchdown, one of an NCAA-record seven for Tech in 1998.



# INTERCEPTIONS

## INDIVIDUAL RECORDS

### Most Interceptions

<i>Game</i>	3	Six Players
		Brian Wilkins vs. Florida State, 1996
		Ken Swilling vs. Boston College, 1989
		Randy Rhino vs. Rice, 1972
		Bubba Hoats vs. Georgia, 1969
		Bobby Moorhead vs. Auburn, 1952
		Howard Ector vs. Vanderbilt, 1937
<i>Season</i>	9	Jeff Ford, 1969; Willie Clay, 1991
<i>Career</i>	16	Willie Clay, 1988-91

### Most Yards Gained on Returns

<i>Game</i>	100	Jeff Ford vs. Notre Dame, 1969
<i>Season</i>	257	Jeff Ford, 1969
<i>Career</i>	320	Jeff Ford, 1969-71

### Most Touchdowns on Returns

<i>Season</i>	3	Jeff Ford, 1969 (tied NCAA record)
<i>Career</i>	4	Jeff Ford, 1969-71

## TEAM RECORDS

### Most Interceptions

<i>Game</i>	8	vs. Georgia, 1951 vs. St. Mary's, 1947
<i>Season</i>	30	1969

### Most Yards Gained on Returns

<i>Game</i>	135	vs. Notre Dame, 1969
<i>Season</i>	437	1972


### Most TDs on Returns

<i>Season</i>	4	1970, 1972
---------------	---	------------

**WILLIE CLAY**, who played for three NFL teams, picked off a school-record 16 passes from 1988-91.

## SEASON INTERCEPTIONS

1. Jeff Ford.....	9	1969
Willie Clay.....	9	1991
3. Randy Rhino.....	8	1972
4. Bobby Moorhead.....	7	1952
5. Ken Swilling.....	6	1989
Randy Rhino.....	6	1973
Rick Lewis.....	6	1970
Bill Eastman.....	6	1965
Charlie Brannon.....	6	1952
George Morris.....	6	1951
Bob McCoy.....	6	1950



## YEARLY LEADERS

Year	Player, Pos.	Int	Yds	TD
1948	Bob McCoy, db	3	33	0
1949	Powell Sheffer, db	5	47	0
1950	Bob McCoy, db	6	124	1
1951	George Morris, lb	6	34	0
1952	Bobby Moorhead, db	7	165	2
1953	Joe Hall, db	4	68	0
	Wade Mitchell, db	4	34	0
1954	Wade Mitchell, db	3	94	0
1955	Johnny Menger, db	4	54	1
1956	Wade Mitchell, db	3	18	0
1957	Seven players tied	1	42	0
1958	Fred Braselton, db	2	38	0
	Maxie Baughan, lb	2	15	0
	Marvin Tibbetts, db	2	13	0
1959	Billy Williamson, db	3	19	0
1960	Walter Howard, db	4	14	0
1961	Tom Winingder, db	3	35	0
1962	Mike McNames, db	4	65	0
1963	Nine players tied	1	40	0
1964	Gerry Bussell, db	3	124	1
	Tom Bleick, db	3	23	0
1965	Bill Eastman, db	6	83	0
1966	Bill Eastman, db	4	125	1
1967	Bill Kinard, db	4	20	0
1968	Bill Kinard, db	3	29	0
1969	Jeff Ford, db	9	257	3
1970	Rick Lewis, db	6	116	2
1971	Dave Beavin, db	3	30	0
1972	Randy Rhino, db	8	171	1
1973	Randy Rhino, db	6	45	0
1974	Danny Rhino, db	3	7	0
1975	Steve Crawford, db	2	67	0
	Don Bessillieu, db	2	26	0
	Gil Kyle, db	2	25	0
	Danny Rhino, db	2	11	0
1976	Eddie Porter, db	4	46	0
1977	Reggie Wilkes, de	3	14	0
1978	Lawrence Lowe, db	5	41	0
1979	Robert Newman, db	3	25	0
1980	Ted Thurson, db	4	0	0
1981	Ted Thurson, db	4	38	0
1982	Ted Thurson, db	4	24	0
1983	Jack Westbrook, db	4	37	1
1984	Mike Travis, db	3	46	0
1985	Sammy Lilly, db	4	46	0
1986	Reginald Rutland, db	5	43	0
1987	Cedric Stallworth, db	4	8	0
1988	Andre Thomas, db	3	61	1
	George Malone, olb	3	53	1
	Gerald Chamblin, lb	3	41	0
	Cedric Stallworth, db	3	16	0
1989	Ken Swilling, db	6	200	2
1990	Ken Swilling, db	5	34	0
1991	Willie Clay, cb	9	66	1
1992	Marcus Coleman, cb	3	34	0
	Marlon Williams, olb	3	28	0
1993	Marcus Coleman, cb	2	17	0
	Mike Williams, cb	2	4	0
1994	Mike Dee, fs	3	72	0
1995	Nathan Perryman, cb	3	27	0
	Ryan Stewart, ss	3	62	1
1996	Brian Wilkins, fs	4	0	0
1997	Brian Wilkins, fs	4	36	0
	Travares Tillman, ss	4	32	0
1998	Jamara Clark, cb	3	41	0
1999	Marvious Hester, cb	2	8	0
2000	Jeremy Muyres, fs	4	26	0
2001	Jeremy Muyres, fs	3	2	0
	Marvious Hester, cb	3	10	0
2002	Jeremy Muyres, fs	5	37	0
2003	James Butler, fs	5	18	0

## CAREER INTERCEPTION LEADERS

Player	Years	Int	TD	Yards
1. Willie Clay.....	1988-91	16	1	264
2. Jeff Ford.....	1969-71	14	4	320
Randy Rhino.....	1972-74	14	1	216
4. Bobby Moorhead.....	1950-52	13	2	202
Wade Mitchell.....	1953-56	13	1	187
Ken Swilling.....	1988-91	13	2	239
7. Jeremy Muyres.....	1999-02	12	0	65
Bill Eastman.....	1965-67	12	1	216
Lawrence Lowe.....	1977-80	12	1	118
Ted Thurson.....	1979-82	12	0	60
Bob McCoy.....	1947-50	11	1	192
George Morris.....	1950-52	11	0	91
13. Rick Lewis.....	1969-71	10	0	184
Reginald Rutland.....	1983-86	10	0	46



# LONGEST PLAYS

## LONGEST RUNS

1. Bob McCoy, 87 vs. The Citadel, 1948 (TD)
2. Gerry Bussell, 86 vs. Georgia, 1962 (TD)
3. Morris Harrison, 85 vs. The Citadel, 1947 (TD)
4. Robert Lavette, 83 vs. Navy, 1981 (TD)
5. Buck Flowers, 82 vs. Georgetown, 1920 (TD)
6. Eddie Lee Ivery, 80 vs. Air Force, 1978 (TD)
7. Jerry Mays, 79 vs. NC State, 1986 (TD)
8. Bill Teas, 77 vs. LSU, 1954 (TD)
9. Jimmy Lincoln, 75 vs. Furman, 1993 (TD)
10. George Volkert, 73 vs. Florida State, 1955  
Eddie Lee Ivery, 73 vs. Air Force, 1978 (TD)  
Nate Kelsey, 73 vs. Virginia, 1986
13. Rodney Lee, 72 vs. Tennessee, 1977 (TD)  
Robert Lavette, 72 vs. Georgia, 1983 (TD)  
Tony Hollings, 72 vs. Clemson, 2002 (TD)

## LONGEST PASS PLAYS

1. Brandon Shaw to Charlie Rogers, 96 vs. Central Florida, 1996 (TD)
2. Ted Peebles to Drew Hill, 90 vs. Duke, 1978 (TD)
3. Darrell Gast to Greg Lester, 87 vs. Duke, 1987 (TD)
4. Shawn Jones to Keenan Walker, 82 vs. Maryland, 1991 (TD)
5. Shawn Jones to Bobby Rodriguez, 81 vs. Clemson, 1989 (TD)
6. Joe Hamilton to Dez White, 80 vs. Florida State (TD), 1999  
Graham Stroman to C.J. Williams, 80 vs. Maryland (TD), 1994  
Donnie Davis to Derrick Steagall, 80 vs. Furman, 1993 (TD)  
Mike Kelley to Leon Chadwick, 80 vs. Notre Dame, 1979 (TD)  
Kim King to John Sias, 80 vs. TCU, 1967 (TD)
11. Rick Strom to Steve Davenport, 79 vs. The Citadel, 1987  
E. Holtsinger to J. Kilzer, 79 vs. Auburn, 1945 (TD)
13. Ken Bonifay to John Sias, 78 vs. Duke, 1968 (TD)  
Shawn Jones to William Bell, 78 vs. UTC, 1990 (TD)
15. Tommy Luginbill to Omar Cassidy, 77 vs. North Carolina, 1994  
Eddie McAshan to Jimmy Robinson, 77 vs. Michigan State, 1972 (TD)  
Shawn Jones to Greg Lester, 76 vs. Virginia, 1991 (TD)
18. Donnie Davis to Dorsey Levens, 75 vs. Baylor, 1993 (TD)
19. Graham Stroman to Steve Shivers, 74 vs. Western Carolina, 1994
20. Joe Hamilton to Derrick Steagall, 74 vs. Virginia, 1997



**JEFF FORD**, who returned four interceptions for touchdowns in his career, owns the longest return in Tech history at 102 yards.

## LONGEST KICKOFF RETURNS

1. Dewey Scarboro, 102 vs. Georgetown, 1919 (TD)
2. Dez White, 100 vs. Maryland, 1998 (TD)  
Drew Hill, 100 vs. Georgia, 1978 (TD)
4. Gary Lee, 99 vs. NC State, 1986 (TD)
5. Eddie Lee Ivery, 97 vs. Notre Dame, 1977 (TD)  
Drew Hill, 97 vs. Auburn, 1978 (TD)
7. Dez White, 95 vs. Duke, 1997 (TD)  
Gary Lee, 95 vs. Georgia, 1985 (TD)  
Cory Collier, 95 vs. Duke, 1983
10. Gerry Bussell, 93 vs. Tulane, 1962 (TD)  
Billy Williamson, 93 vs. Tennessee, 1960 (TD)
12. Lester Simerville, 91 vs. Tulane, 1957 (TD)
- 13. Kenny Scott, 90 vs. NC State, 2003**
14. Kevin Tisdell, 87 vs. Clemson, 1990
15. Kevin Tisdell, 85 vs. Duke, 1990 (TD)
16. Charlie Rogers, 76 vs. Navy, 1996
17. T.J. Edwards, 74 vs. Duke, 1989

## LONGEST PUNT RETURNS

1. Randy Rhino, 96 vs. So. Carolina, 1972 (TD)
2. Everett Strupper, 92 vs. Mercer, 1916 (TD)  
Pat Barron, 92 vs. Pennsylvania, 1931 (TD)
4. Johnny Menger, 87 vs. Auburn, 1956 (TD)
5. Bill Eastman, 86 vs. Navy, 1965 (TD)
6. Jonathan Smith, 80 vs. Virginia, 2003 (TD)
7. James Brown, 78 vs. Vanderbilt, 1965 (TD)
8. Sammy Burke, 77 vs. Navy, 1965 (TD)
9. Jimmy Jordan, 75 vs. Washington & Lee, 1949 (TD)  
Gerry Bussell, 75 vs. Auburn, 1962 (TD)
11. Frank Nix, 74 vs. Tennessee, 1958 (TD)

## LONGEST INTERCEPTION RETURNS

1. Jeff Ford, 102 vs. Notre Dame, 1969 (TD)
2. Frank Broyles, 101 vs. Clemson, 1944 (TD)
3. Bill Eastman, 100 vs. Tulane, 1966 (TD)
4. Ken Swilling, 95 vs. NC State, 1989 (TD)
5. Judy Harlan, 85 vs. Washington & Lee, 1917 (TD)  
Wilbur Peterson, 85 vs. N. Carolina, 1931 (TD)
7. Willie Clay, 84 vs. W. Carolina, 1989  
Gerry Bussell, 84 vs. Tennessee, 1964 (TD)
9. Mike Williams, 83 vs. Wake Forest, 1990 (TD)
10. Stan Beavers, 75 vs. Duke, 1970 (TD)
11. W.P. McHugh, 73 vs. St. Mary's, 1947 (TD)
12. Ken Swilling, 72 vs. Boston College, 1989 (TD)
13. Derrick Shepard, 74 vs. Boston College, 1997
- 14. Daryl Smith, 70 vs. Georgia, 2000 (TD)**
15. Dick Gookin, 67 vs. LSU, 1956 (TD)

## LONGEST FUMBLE RETURNS

1. Kofi Smith, 90 vs. Wake Forest, 1998 (TD)
2. Jimmy Clements, 60 vs. Duke, 1996 (TD)
3. Matt Uremovich, 54 vs. Duke, 1998 (TD)
4. Roderick Roberts, 42 vs. North Carolina, 1998 (TD)
5. Delaunta Cameron, 34 vs. Virginia, 1998 (TD)

## LONGEST FIELD GOALS

1. David Bell, 55 vs. Georgia, 1986  
E.O. Whealler, 55 vs. VMI, 1973  
Ron Rice, 55 vs. The Citadel, 1982
4. Johnny Duncan, 54 vs. Clemson, 1969  
E.O. Whealler, 54 vs. Auburn, 1974  
Ron Rice, 54 vs. Duke, 1983
7. Dave Frakes, 53 vs. Virginia, 1993
8. Thomas Palmer, 52 vs. North Carolina, 1987  
E.O. Whealler, 52 vs. VMI, 1973
10. David Bell, 51 vs. Furman, 1986  
Scott Sisson, 51 vs. Penn State, 1991  
Scott Sisson, 51 vs. Georgia, 1991  
Scott Sisson, 51 vs. Florida State, 1992  
Luke Manget, 51 vs. Virginia, 2001
15. Scott Sisson, 50 vs. Clemson, 1992  
Luke Manget, 50 vs. NC State, 2000  
Luke Manget, 50 vs. NC State, 2001

## LONGEST PUNTS

1. Buck Flowers, 85 vs. Davidson, 1920
2. Dave Davis, 80 vs. Army, 1952  
Mike Kelley, 80 vs. Alabama, 1979  
Robert Parham, 80 vs. Georgia, 1926
5. Rodney Williams, 77 vs. Virginia, 1996  
Gerald Burch, 77 vs. Clemson, 1958
7. Joe Delany, 72 vs. Tennessee, 1958
8. Chris Morehouse, 71 vs. Georgia, 2001
9. Bobby Dover, 70 vs. Florida, 1957  
Charlie Mason, 70 vs. Florida, 1967  
Tommy Chapman, 70 vs. Miami, 1967  
Tommy Chapman, 70 vs. Notre Dame, 1967



**KOFI SMITH** races for the end zone with this school-record 90-yard fumble return against Wake Forest in 1998.

## PUNT RETURNED FOR TD

**Tech**—Nov. 22, 2003, Jonathan Smith vs. Virginia, 80 yards  
**Opp.**—Oct. 28, 2000, Brian Mance of Clemson, 88 yards

## KICKOFF RETURNED FOR TD

**Tech**—Oct. 31, 1998, Dez White vs. Maryland, 100 yards  
**Opp.**—Nov. 17, 2001, John Stone of Wake Forest, 93 yards

## INTERCEPTION RETURNED FOR TD

**Tech**—Nov. 25, 2000, Daryl Smith vs. Georgia, 70 yards  
**Opp.**—Nov. 8, 2003, Duke's Malcolm Ruff intercepted Reggie Ball, 42 yards

## FIELD GOAL BLOCKED

**Tech**—Sept. 27, 2003, Eric Henderson blocked 44-yard attempt by Vanderbilt's Tolga Ertugrul  
**Opp.**—Nov. 30, 2002, Georgia's Boss Bailey blocked 47-yard attempt by Luke Manget

## PUNT BLOCKED

**Tech**—Aug. 28, 2003, Kenny Scott blocked BYU punt and Tech's Nathan Burton recovered and returned 18 yards for TD.  
**Opp.**—Nov. 29, 2003, Georgia's Bryan McLendon blocked punt by Hal Higgins

## PUNT BLOCKED FOR TD

**Tech**—Aug. 28, 2003, Kenny Scott blocked BYU punt and Tech's Nathan Burton recovered and returned 18 yards for TD.  
**Opp.**—Nov. 2, 1996, Peter Boulware of Florida State blocked Rodney Williams' punt and Shevin Smith recovered in end zone

## FUMBLE RETURNED FOR TD

**Tech**—Oct. 20, 2001, Chris Young recovered fumble by NC State quarterback Philip Rivers and returned it 25 yards for touchdown  
**Opp.**—Oct. 17, 2002, Will Glover fumbled and Maryland's Domonique Foxworth returned 12 yards for touchdown



**JONATHAN SMITH**, had punt returns for touchdowns against North Carolina (above) and Virginia in 2003.

## QUARTERBACK RUSHED & PASSED FOR 100 YARDS

**Tech**—Sept. 27, 2003, Reggie Ball vs. Vanderbilt, 108 passing and 103 rushing (Third time in Tech history)  
**Opp.**—Sept. 29, 2001, Woodrow Dantzler of Clemson, 254 passing and 164 rushing.

## TWO 100-YD RUSHERS IN SAME GAME

**Tech**—Sept. 27, 2003, TB P.J. Daniels (105) and QB Reggie Ball (103) vs. Vanderbilt  
**Opp.**—Nov. 12, 1994, Lamont Pegues (136) and Nealon Greene (111) of Clemson

## TWO 100-YD RECEIVERS IN SAME GAME

**Tech**—Nov. 10, 2001, Will Glover (13-172) and Kerry Watkins (9-161) vs. Virginia  
**Opp.**—Nov. 25, 2000, Randy McMichael (12-156) and Damien Gary (11-126) of Georgia

## SAFETY RECORDED

**Tech**—Oct. 10, 1998, NC State punt snapped out of end zone  
**Opp.**—Sept. 20, 2003, Clemson tackled Tech quarterback Reggie Ball in the end zone.

## DEFENSIVE PAT

**Tech**—Oct. 28, 1989, Ken Swilling intercepted a pass from Duke's Steve Prince and returned it 99 yards for a defensive two-point conversion. (Only time in Tech history)


**Opp.**—None recorded

## GAME WON ON FINAL PLAY

**Tech**—Nov. 27, 1999, Luke Manget kicked a 38-yard field goal in first OT to give Tech a 51-48 win over Georgia.  
**Opp.**—Sept. 29, 2001, Woodrow Dantzler's 11-yard run in first OT gave Clemson a 47-44 victory. (Second time in Tech history)

## OVERTIME GAME

**Tech Win**—Sept. 27, 2003, Reggie Ball's 25-yard run in the first OT gave Tech a 24-17 victory over Vanderbilt  
**Tech Loss**—Oct. 11, 2001, Nick Novak's 26-yard field goal in first OT gave Maryland a 20-17 victory.



**DEZ WHITE**, now with the Atlanta Falcons, is the last Yellow Jacket to return a kickoff for a touchdown, which he did versus Maryland in 1998.

# ANNUAL TEAM STATISTICS

## GEORGIA TECH - 1948 TO PRESENT

Year	G	Total Offense		Rushing				Passing						1st Dns	Scoring	
		Yds	YPG	Att	Yds	YPG	TD	Cmp-Att	Int	Pct	Yds	YPG	TD		Pts	PPG
1948	10	3549	354.9	452	1803	180.3	20	112-206	17	.544	1746	174.6	14	157	226	22.6
1949	10	3001	300.1	457	1998	199.8	20	67-156	18	.429	1003	100.3	6	153	197	19.7
1950	11	2532	230.2	437	1365	124.0	14	90-187	18	.482	1167	106.1	10	132	182	16.5
1951*	12	3701	308.4	557	2067	172.3	26	110-213	17	.516	1634	136.1	14	162	295	24.6
1952*	12	4098	341.5	680	2847	237.3	30	99-207	19	.478	1251	104.3	11	220	325	27.1
1953*	12	3740	311.7	554	2551	184.1	23	107-223	11	.480	1531	127.6	17	207	288	24.0
1954	10	2728	272.8	408	1821	182.1	16	72-151	11	.477	907	90.7	8	147	175	17.5
1955	10	2672	267.2	509	1998	199.8	16	51-104	9	.491	674	67.4	6	147	182	18.2
1956	10	2875	287.5	525	2249	224.9	22	51-107	5	.477	626	62.6	9	160	227	22.7
1957	10	1993	199.3	446	1411	141.1	6	59-118	9	.500	522	52.2	4	120	75	7.5
1958	10	2124	212.4	448	1473	147.3	10	65-143	11	.455	651	65.1	1	114	93	9.3
1959	10	2023	202.3	427	1446	144.6	17	44- 96	5	.458	577	57.7	7	109	129	12.9
1960	10	1999	199.9	391	1360	136.0	8	51-118	15	.432	639	63.9	3	114	118	11.8
1961	10	2305	230.5	481	1484	148.4	18	69-142	12	.486	821	82.1	3	151	162	16.2
1962	10	2799	279.9	453	1750	175.0	18	88-171	9	.515	1049	104.9	7	155	201	20.1
1963	10	2590	259.0	454	1524	152.4	11	81-162	7	.500	1066	106.6	10	151	173	17.3
1964	10	2151	215.1	446	1294	129.4	9	65-132	12	.492	857	85.7	6	127	121	12.1
1965	10	2848	284.8	406	1428	142.8	16	122-214	8	.570	1420	142.0	12	173	222	22.0
1966	10	2950	295.0	481	1818	181.8	21	98-204	15	.480	1132	113.2	5	178	248	24.8
1967	10	2628	262.8	453	1271	127.1	10	116-269	13	.431	1357	135.7	6	145	129	12.9
1968	10	3005	300.5	362	629	62.9	8	192-352	17	.545	2376	237.6	13	165	158	15.8
1969	10	2428	242.8	483	1363	136.3	8	94-200	20	.470	1065	106.5	7	136	144	14.4
1970	11	3389	301.8	547	1882	171.1	13	144-278	23	.518	1507	137.0	13	196	216	19.6
1971	11	2953	268.5	537	1695	154.1	13	133-250	14	.532	1258	114.4	8	171	189	17.2
1972	11	3608	328.0	499	1597	145.2	13	144-277	20	.520	2011	182.8	16	186	253	23.0
1973	11	3412	310.2	532	1720	156.4	16	137-257	14	.533	1692	153.8	6	199	192	17.5
1974	11	3694	335.8	650	3162	287.5	27	45- 86	5	.523	532	48.4	3	202	238	21.6
1975	11	4084	371.3	692	3627	329.7	32	24- 46	4	.522	457	41.5	5	203	270	24.5
1976	11	3391	308.3	612	2690	244.5	26	45-103	11	.436	701	63.7	3	174	221	20.1
1977	11	3500	318.2	630	3156	286.8	23	23- 64	7	.344	344	31.3	4	164	224	20.4
1978	11	4070	370.0	484	2290	208.2	16	114-234	11	.487	178	16.1	10	189	249	22.6
1979	11	3379	307.2	414	1278	116.2	7	154-307	19	.502	2101	191.0	11	174	152	13.8
1980	11	2659	241.7	422	1094	99.5	6	139-295	17	.471	1565	142.3	7	142	113	10.3
1981	11	2762	251.1	439	1139	103.5	9	159-304	18	.507	1623	147.6	5	162	124	11.3
1982	11	3945	358.6	527	1972	179.3	25	149-266	15	.560	1973	179.4	3	222	239	21.7
1983	11	3767	342.4	546	2380	216.4	21	127-237	17	.536	1387	126.1	6	205	222	20.2
1984	11	4557	414.3	600	2585	235.0	25	134-222	11	.304	1972	179.3	12	241	296	26.9
1985	11	3753	341.2	580	2169	197.2	14	113-197	9	.574	1584	144.0	12	194	235	21.4
1986	11	3971	361.0	531	2312	210.2	19	137-258	9	.531	1659	150.8	14	223	282	25.6
1987	11	3777	343.4	398	1493	135.7	12	174-368	18	.473	2284	207.6	13	201	199	18.1
1988	11	3420	310.9	427	1577	143.4	13	182-332	15	.548	1843	167.5	7	202	200	18.2
1989	11	4070	370.0	519	2301	209.2	16	144-276	14	.522	1769	160.8	13	215	265	24.1
1990	11	4334	394.0	524	2298	208.9	24	146-255	13	.573	2036	185.1	14	231	334	31.6
1991	12	4651	387.6	537	2104	175.3	18	192-368	18	.522	2547	212.3	13	240	265	22.1
1992	11	3723	338.5	390	1143	103.9	9	206-398	10	.518	2397	234.5	16	203	237	21.5
1993	11	4398	399.8	467	2463	223.9	20	153-271	14	.565	1935	175.9	13	224	20	23.6
1994	11	3847	349.7	349	1145	104.1	4	223-407	18	.548	2702	245.6	18	194	185	16.8
1995	11	3849	349.9	523	2321	211.0	22	134-248	7	.540	1528	138.9	10	208	260	23.6
1996	11	3683	334.8	499	1821	165.5	12	144-262	16	.550	1862	169.3	9	197	220	20.0
1997	11	4037	367.0	449	1667	151.5	18	177-279	9	.634	2370	215.5	13	206	279	25.4
1998	11	4276	388.7	469	2021	183.7	22	153-280	8	.546	2255	205.0	17	222	391	35.5
1999	11	5599	509.0	503	2482	225.6	29	208-319	12	.652	3117	283.4	29	287	448	40.7
2000	11	4789	435.4	466	1807	164.3	21	231-374	6	.618	2982	271.1	23	259	372	33.8
2001	12	5015	417.9	500	1668	139.0	26	264-413	14	.639	3347	278.9	19	268	381	31.8
2002*	13	4871	374.7	500	2127	163.6	20	239-435	20	.549	2744	211.1	15	253	280	21.5
2003*	13	4298	330.6	509	2086	160.5	16	199-379	13	.525	2212	170.2	13	236	274	21.1

\* Includes bowl game

## TOP SEASONS

### TOTAL OFFENSE

Year	G	Yards	PG
1999	11	5,599	509.0
2000	11	4,789	435.4
2001	12	5,015	417.9
1984	11	4,556	414.3
1993	11	4,398	399.8
1990	11	4,334	394.0
1998	11	4,276	388.7
1991	12	4,651	387.6
2002	13	4,871	374.7
1975	11	4,084	371.3
1978	11	4,070	370.0
1989	11	4,070	370.0
1997	11	4,037	367.0

### RUSHING

Year	G	Yards	PG
1975	11	3,637	329.7
1974	11	3,162	287.5
1977	11	3,153	286.8
1976	11	2,689	244.5
1952	12	2,848	237.3
1984	11	2,585	235.0
1999	11	2,482	225.6
1956	10	2,249	224.9
1993	11	2,463	223.9
1983	11	2,380	216.4
1995	11	2,321	211.0
1986	11	2,312	210.2

### PASSING

Year	G	Yards	PG
1999	11	3,117	283.4
2001	12	3,347	278.9
2000	11	2,982	271.1
1994	11	2,702	245.6
1968	10	2,376	237.6
1992	11	2,580	234.5
1997	11	2,370	215.5
1991	12	2,547	212.3
2002	13	2,744	211.1
1987	11	2,284	207.7
1998	11	2,255	205.0
1979	11	2,101	191.0

### SCORING

Year	G	Pts	PG
1918	7	462	66.0
1917	9	491	54.5
1916	9	421	46.8
1999	11	448	40.7
1921	9	360	40.0
1998	11	391	35.5
1920	9	312	34.7
2000	11	372	33.8
2001	12	381	31.8
1990	11	334	31.6
1905	7	207	29.6



# ANNUAL TEAM STATISTICS

## TECH OPPONENTS - 1948 TO PRESENT

Year	G	Total Offense		Rushing				Passing						1st Dns	Scoring	
		Yds	YPG	Att	Yds	YPG	TD	Cmp-Att	Int	Pct	Yds	YPG	TD		Pts	PPG
1948	10	1513	151.3	374	749	74.9	9	62-150	12	.413	764	76.4	1	86	69	6.9
1949	10	2263	226.3	477	1455	145.5	14	65-146	17	.445	808	80.8	5	114	129	12.9
1950	11	3204	291.3	490	1806	164.2	19	105-216	20	.489	1398	127.1	9	163	193	17.5
1951*	12	2489	207.4	537	1370	114.2	10	110-249	24	.442	1119	93.3	3	146	90	7.5
1952*	12	2182	181.8	527	1312	109.3	8	82-214	26	.383	880	73.3	0	122	59	4.9
1953*	12	2685	223.8	556	1858	154.8	15	75-174	22	.431	827	68.9	1	153	111	9.3
1954	10	2465	246.5	537	1878	187.8	10	51-118	15	.432	587	58.7	3	142	91	9.1
1955	10	1999	199.9	406	1341	134.1	5	49-110	15	.445	685	65.8	1	98	46	4.6
1956	10	2003	200.3	405	1284	128.4	4	53-132	17	.402	719	71.9	1	107	33	3.3
1957	10	1778	177.8	473	1444	144.4	9	31-73	7	.425	334	33.4	1	107	71	7.1
1958	10	2018	201.8	423	1447	144.7	9	55-129	12	.426	571	57.1	3	100	91	9.1
1959	10	2163	216.3	432	1135	113.0	7	75-147	9	.514	1028	102.8	7	110	107	10.7
1960	10	2506	250.6	456	1472	147.2	7	94-164	12	.573	1034	103.4	6	148	97	9.7
1961	10	1785	178.5	365	949	94.9	3	78-166	11	.470	836	83.6	3	107	50	5.0
1962	10	2160	216.0	374	1024	102.4	6	95-201	16	.473	1136	113.6	4	114	83	8.3
1963	10	2080	208.0	416	1337	133.7	9	60-152	9	.395	743	74.3	2	115	89	8.9
1964	10	2317	231.7	373	1002	100.2	6	108-232	13	.466	1315	131.5	3	128	79	7.9
1965	10	3341	334.1	467	1664	166.4	11	138-263	17	.525	1677	167.7	8	187	150	15.0
1966	10	2066	206.6	400	1081	108.1	4	79-202	16	.391	985	98.5	4	110	81	8.1
1967	10	3155	315.5	494	1927	192.7	18	88-192	11	.458	1228	122.8	10	159	205	20.5
1968	10	3685	368.5	584	2339	233.9	24	105-227	9	.462	1346	134.6	6	215	263	26.3
1969	10	3301	330.1	476	1488	148.8	12	133-289	28	.460	1813	181.3	12	185	183	18.3
1970	11	3260	296.4	424	1226	111.5	10	131-298	23	.440	2034	184.9	9	155	156	14.2
1971	11	2790	253.6	477	1299	118.1	11	114-240	14	.475	1491	135.5	7	167	166	15.1
1972	11	3409	309.9	568	2045	185.9	13	108-224	21	.482	1364	124.0	7	190	196	17.8
1973	11	3760	341.8	538	2447	222.5	13	103-198	13	.520	1313	119.7	12	221	211	19.2
1974	11	3514	319.5	582	2570	233.6	22	69-147	11	.469	944	85.8	6	208	212	19.3
1975	11	3887	353.4	494	1947	177.0	15	141-267	13	.528	1940	176.4	8	202	200	18.2
1976	11	4022	365.6	609	2279	207.1	21	118-218	14	.541	1743	158.4	12	221	267	24.3
1977	11	3664	333.1	594	2151	195.5	19	104-235	14	.443	1513	137.5	10	209	221	20.1
1978	11	3970	360.9	569	2285	207.7	14	117-225	14	.520	1685	153.2	7	208	212	19.3
1979	11	3754	341.3	602	2344	213.1	16	118-228	8	.518	1410	128.2	4	220	190	17.3
1980	11	3987	362.5	617	2630	239.0	18	112-225	19	.498	1357	123.4	11	225	260	23.6
1981	11	4367	397.0	575	2574	234.0	23	112-211	13	.531	1793	163.0	13	219	309	28.1
1982	11	4128	375.3	531	2732	219.4	25	129-242	12	.533	1715	155.9	12	220	286	26.0
1983	11	4487	407.9	510	2331	211.9	23	159-289	9	.550	2156	196.0	14	224	313	28.4
1984	11	3490	317.3	457	1623	147.5	9	163-295	13	.552	1867	169.7	12	192	201	18.3
1985	11	3433	312.1	434	1793	163.0	7	156-317	16	.492	1640	149.0	5	173	118	10.7
1986	11	3584	325.8	502	2078	188.9	18	129-253	14	.510	1506	136.9	9	211	211	19.2
1987	11	4226	384.2	495	1959	178.1	12	183-306	11	.598	2267	206.1	16	229	275	25.0
1988	11	3094	281.3	484	1566	142.4	12	129-252	14	.512	1528	138.9	8	180	194	17.6
1989	11	3732	339.3	466	1630	148.2	15	196-356	14	.551	2102	191.1	8	216	213	19.4
1990	11	3242	294.7	434	1220	110.9	7	151-309	24	.489	2022	183.8	5	174	165	15.5
1991	12	3333	277.8	462	1344	112.0	10	178-369	18	.482	1989	165.8	12	190	197	16.4
1992	11	4401	400.1	533	2066	187.8	17	180-310	14	.581	2335	212.3	12	229	286	26.0
1993	11	4373	397.5	529	1874	170.4	21	195-318	10	.613	2499	135.6	14	249	286	26.0
1994	11	4207	382.5	580	2534	230.4	28	144-266	10	.548	1673	152.1	10	233	319	29.0
1995	11	3695	335.9	372	1003	91.2	17	239-385	11	.621	2692	244.7	13	208	243	22.1
1996	11	3832	348.4	412	1635	148.6	13	177-312	13	.567	2197	199.7	12	190	236	21.5
1997	11	4719	420.0	379	1460	132.7	10	257-402	16	.639	3259	296.3	23	239	266	24.2
1998	11	4376	397.6	447	1844	167.6	17	199-361	10	.551	2830	230.0	14	224	267	24.3
1999	11	4552	413.8	479	2015	183.2	26	195-353	9	.552	2537	230.6	15	244	333	30.3
2000	11	4176	379.6	371	1039	94.5	6	248-430	15	.577	3137	285.2	19	228	209	19.0
2001	12	4000	333.3	432	1405	117.1	17	212-390	11	.544	2595	216.2	13	218	267	22.2
2002*	13	4624	355.7	486	1750	134.6	16	235-440	11	.534	2874	221.1	11	228	267	20.5
2003*	13	4189	322.2	445	1307	100.5	14	257-425	13	.605	2882	221.7	15	218	266	20.5

\* Includes bowl game

## TOP SEASONS

### TOTAL DEFENSE

*Fewest yards per game*

Year	G	Yards	PG
1948	10	1,513	151.3
1957	10	1,778	177.8
1961	10	1,785	178.5
1952	12	2,182	181.8
1955	10	1,999	199.9
1956	10	2,003	200.3
1958	10	2,018	201.8
1966	10	2,066	206.6
1951	12	2,489	207.4
1963	10	2,080	208.0

### RUSHING DEFENSE

Year	G	Yards	PG
1948	10	749	74.9
1995	11	1,003	91.2
2000	11	1,039	94.5
1961	10	949	94.9
1964	10	1,002	100.2
2003	13	1,307	100.5
1962	10	1,024	102.4
1966	10	1,081	108.1
1952	12	1,312	109.3
1990	11	1,220	110.9
1970	11	1,227	111.5
1991	12	1,344	112.0

### PASS DEFENSE

Year	G	Yards	PG
1957	10	334	33.4
1958	10	571	57.1
1954	10	587	58.7
1955	10	658	65.8
1953	12	828	69.0
1956	10	719	71.9
1952	12	870	72.5
1963	10	743	74.3
1948	10	764	76.4
1949	10	808	80.8

### SCORING DEFENSE

*Fewest points per game*

Year	G	Pts	PG
1901	5	5	1.0
1920	9	16	1.8
1917	9	17	1.9
1916	9	20	2.2
1911	9	21	2.3
1915	8	24	3.0
1919	10	33	3.3
1956	10	33	3.3
1904	10	34	3.4
1927	10	39	3.9

# TEAM HIGHS

## YARDS RUSHING

Yards	Att	Opponent	Year
558	82	VMI	1975
518	69	Tulane	1977
510	45	Air Force	1978
487	71	South Carolina	1974
432	86	Virginia	1976
422	72	Miami	1975
412	79	Auburn	1975
411	48	Maryland	1993
400	60	Wake Forest	1983
397	66	The Citadel	1984

## RUSHING ATTEMPTS


Att	Yds	Opponent	Year
86	432	Virginia	1976
82	558	VMI	1975
79	412	Auburn	1975
79	364	Texas Tech	1965
79	369	Tennessee	1949
75	264	Tulane	1975
72	422	Miami, Fla.	1975
71	235	Virginia	1984
71	487	South Carolina	1974
70	293	Georgia	1989
70	368	Notre Dame	1976
70	322	Navy	1974
70	306	Georgia	1961

## YARDS PASSING


Yards	Cmp-Att	Opponent	Year
486	39-55	Virginia	2001
454	35-57	Clemson	2000
416	24-49	Duke	1987
387	22-25	Florida State	1999
387	17-32	Maryland	1999
373	14-22	The Citadel	1987
371	23-38	Rice	1972
361	16-31	Navy	1979
354	19-30	Maryland	2000
351	22-34	The Citadel	2001
346	27-50	Maryland	1994
341	22-32	Georgia	1999
337	21-26	Virginia	1997
333	27-46	Georgia	1980
333	16-24	Wake Forest	2000
327	23-40	Duke	1968

## PASS ATTEMPTS

Att	Cmp	Opponent	Year
63	25	Tennessee	1968
57	35	Clemson	2000
55	39	Virginia	2001
53	30	Maryland	2002
52	27	Navy	1968
50	28	Virginia	1992
50	24	Florida State	1994
50	27	Maryland	1994
49	24	Duke	1987
49	27	Georgia	1981



**FUTURE NFL STANDOUT** Dorsey Levens rushed for 90 yards and scored twice as Tech and Duke combined for almost 1,100 yards of total offense in 1993.



**GEORGE GODSEY** set Tech records with 39 completions and 486 yards passing against Virginia in 2001.

## PASS COMPLETIONS

Cmp	Att	Opponent	Year
39	55	Virginia	2001
35	57	Clemson	2000
30	53	Maryland	2002
29	37	Virginia	2000
28	50	Virginia	1992
28	47	Wake Forest	1988
27	50	Maryland	1994
27	52	Navy	1968
27	46	Georgia	1980
27	49	Georgia	1981
26	47	Georgia	1992
26	45	Maryland	2001
26	41	Virginia	2002

## TOTAL OFFENSE

Yards	Rush/Pass	Opponent	Year
706	NA	The Citadel	1948
627	304 / 323	Virginia	2000
623	397 / 226	The Citadel	1984
610	411 / 199	Maryland	1993
600	558 / 42	VMI	1975
593	277 / 316	Duke	1993
587	200 / 387	Maryland	1999
578	245 / 333	Wake Forest	2000
565	370 / 195	NC State	1986
561	513 / 48	Air Force	1978
561	347 / 214	Furman	1993
561	270 / 291	Navy	2001
560	74/486	Virginia	2001
558	518 / 43	Tulane	1977
557	214 / 341	Georgia	1999
550	96 / 454	Clemson	2000

## TOTAL OFFENSE, BOTH TEAMS

Total	GT / Opp	Opponent	Year
1,104	557 / 547	Georgia	1999
1,094	593 / 501	Duke	1993
1,079	524 / 555	Wake Forest	1998
1,062	452 / 610	Duke	1997
1,062	468 / 594	Duke	1968
1,060	501 / 559	Duke	1987
1,056	558 / 498	Air Force	1978
1,031	610 / 421	Maryland	1993
1,029	578 / 451	Wake Forest	2000
1,021	560 / 461	Virginia	2001
987	409 / 578	North Carolina	1987
986	565 / 421	NC State	1986
986	587 / 399	Maryland	1999
978	508 / 470	Maryland	1994
975	463 / 512	Virginia	1990

## FIRST DOWNS

FD	R / P / Pn	Opponent	Year
34	16 / 18 / 0	Virginia	2000
31	6 / 22 / 3	Clemson	2000
31	22 / 9 / 0	The Citadel	1984
30	17 / 13 / 0	NC State	1999
29	Most Recent	Virginia	2001

# TEAM LOWS



**GARY LANIER** ran Tech's wishbone offense as the Jackets defeated Notre Dame in 1976 without attempting a single pass.

## YARDS RUSHING

Yards	Att	Opponent, Year
-42	32	Notre Dame, 1968
-3	32	Navy, 1968
2	30	Georgia, 1968
5	27	Florida State, 1994
13	43	Navy, 1964
19	32	Virginia, 1994
20	19	Arizona, 1994
27	43	Georgia, 1972
28	29	North Carolina, 1997
29	27	North Carolina, 1980
29	33	Miami, Fla., 1968
30	25	Alabama, 1961
31	26	Georgia, 1981
32	37	Notre Dame, 1970

## RUSHING ATTEMPTS

Att	Yards	Opponent, Year
19	65	North Carolina, 1994
19	20	Arizona, 1994
20	77	Alabama, 1979
20	40	Georgia, 1979
21	78	Wake Forest, 2002
22	71	Georgia, 2002
24	145	South Carolina, 1989
24	85	Duke, 1987
25	30	Alabama, 1961


## YARDS PASSING

Yards	Cmp-Att	Opponent, Year
0	0-2	Duke, 1977
0	0-1	Georgia, 1977
0	0-0	Tennessee, 1977
0	0-1	Miami, Fla., 1977
0	0-8	South Carolina, 1976

0	0-0	Notre Dame, 1976
0	0-4	Notre Dame, 1975
0	0-10	Michigan State, 1971
0	0-6	Georgia, 1961
0	0-1	Tennessee, 1960
0	0-8	Florida, 1956
0	0-5	Auburn, 1954
0	0-4	SMU, 1953

## PASS ATTEMPTS

Att	Cmp	Opponent, Year
0	0	Tennessee, 1977
0	0	Notre Dame, 1976
1	0	Georgia, 1977
1	0	Miami, Fla., 1977
1	1	Air Force, 1977
1	0	Tennessee, 1960
2	2	Clemson, 1975
2	0	Duke, 1977
3	1	Tulane, 1977
3	1	Georgia, 1976



## PASS COMPLETIONS

Cmp	Att	Opponent, Year
0	2	Duke, 1977
0	1	Georgia, 1977
0	0	Tennessee, 1977
0	1	Miami, Fla., 1977
0	8	South Carolina, 1976
0	0	Notre Dame, 1976
0	4	Notre Dame, 1975
0	10	Michigan State, 1971
0	6	Georgia, 1961
0	1	Tennessee, 1960
0	8	Florida, 1956
0	5	Auburn, 1954
0	4	SMU, 1953
1	Seven times (Most recent: Tulane, 1977)	

## FIRST DOWNS

FD	R / P / P	Opponent, Year
3	3 / 0 / 0	SMU, 1953
4	3 / 1 / 0	Vanderbilt, 1965
5	4 / 1 / 0	Georgia, 1965
5	5 / 0 / 0	SMU, 1951
6	0 / 5 / 1	North Carolina, 1980
6	2 / 4 / 0	Notre Dame, 1970
6	2 / 4 / 0	Alabama, 1961
6	4 / 0 / 2	Rice, 1964
7	5 / 0 / 2	Notre Dame, 1975
7	4 / 3 / 0	Auburn, 1967
7	4 / 3 / 0	Duke, 1960
7	5 / 2 / 0	Kentucky, 1959

## TOTAL OFFENSE

Yards	Rush/Pass	Opponent, Year
33	33 / 0	SMU, 1953
94	74 / 20	Georgia, 1950
96	30 / 66	Alabama, 1961
97	85 / 12	Rice, 1960
110	65 / 45	Florida State, 1993
115	54 / 61	Duke, 1959
116	29 / 87	North Carolina, 1980
119	-42 / 161	Notre Dame, 1968
122	103 / 19	Vanderbilt, 1965
125	84 / 41	Notre Dame, 1977
125	74 / 51	Duke, 1960

**LARRY GOOD** attempted a school-record 61 passes against Tennessee in 1968.

## MISC. SEASON HIGHS/LOWS

Fewest Times Penalized	24, 1964
Most Times Penalized	95, 2002
Fewest Yards Penalized	211, 1964
Most Yards Penalized	792, 2002
Fewest Fumbles	11, 1985
Most Fumbles	51, 1951
Fewest Fumbles Lost	4, 1955
Most Fumbles Caused	21, 1984
Most Fumbles Recovered	15, 2000
Most Yards Penalized,	
Game	140 vs. Florida State, 2000
Most Penalties,	
Game	19 vs. Florida State, 2000

## BEST TURNOVER MARGIN

Year	G	Gain/Lost	Diff	Avg.
2000	11	30/12	+18	+1.64
1956	10	31/16	+15	+1.50
1953	11	46/30	+16	+1.45
1990	11	40/26	+14	+1.27
1955	10	25/13	+12	+1.20
1986	11	31/18	+13	+1.18
1973	11	34/22	+12	+1.09
1984	11	30/19	+11	+1.00



# INDIVIDUAL HIGHS - HALF

## RUSHING

Yards	Att.	Half	Player, Opponent, Year
234	14	2nd	Eddie Lee Ivery vs. Air Force, 1978
<b>203</b>	<b>13</b>	<b>2nd</b>	<b>P.J. Daniels vs. Tulsa, 2003</b>
186	11	2nd	Brent Cunningham vs. Clemson, 1970
184	22	2nd	Jimmy Lincoln vs. Virginia, 1991
178	23	1st	C.J. Williams vs. Wake Forest, 1994
159	8	1st	Jerry Mays vs. NC State, 1986
158	18	1st	Robert Lavette vs. Citadel, 1984
<b>155</b>	<b>23</b>	<b>2nd</b>	<b>P.J. Daniels vs. North Carolina, 2003</b>
145	10	1st	Robert Lavette vs. Navy, 1981
144	16	1st	Tony Hollings vs. Connecticut, 2002

## PASSING YARDS

Yards	Cm-Att	Half	Player, Opponent, Year
319	22-31	2nd	George Godsey vs. Virginia, 2001
261	21-31	2nd	Shawn Jones vs. Georgia, 1992
260	12-16	2nd	John Dewberry vs. Auburn, 1984
257	12-17	1st	Joe Hamilton vs. Maryland, 1999
256	12-16	1st	George Godsey vs. Maryland, 2000
242	10-14	1st	George Godsey vs. Wake Forest, 2000
236	12-16	1st	Joe Hamilton vs. Clemson, 1999
235	16-28	2nd	Eddie McAshan vs. Rice, 1972
235	13-31	2nd	Darrell Gast vs. Duke, 1987

## PASS ATTEMPTS

Att	Cmp	Yds	Half	Player, Opponent, Year
35	18	162	2nd	Eddie McAshan vs. Tennessee, 1970
33	22	229	2nd	George Godsey vs. Clemson, 2000
32	13	110	1st	Larry Good vs. Tennessee, 1968
31	22	319	2nd	George Godsey vs. Virginia, 2001
31	13	235	2nd	Darrell Gast vs. Duke, 1987
31	21	261	2nd	Shawn Jones vs. Georgia, 1992
30	14	143	1st	Eddie McAshan vs. S. Carolina, 1970
30	14	139	2nd	Mike Kelley vs. Purdue, 1978

## PASS COMPLETIONS

Cmp	Att	Yds	Half	Player, Opponent, Year
22	33	229	2nd	George Godsey vs. Clemson, 2000
22	31	319	2nd	George Godsey vs. Virginia, 2001
21	31	261	2nd	Shawn Jones vs. Georgia, 1992
18	35	162	2nd	Eddie McAshan vs. Tennessee, 1970
18	25	142	2nd	Donnie Davis vs. NC State, 1993
18	28	160	2nd	A.J. Suggs vs. Maryland, 2002
16	26	235	2nd	Eddie McAshan vs. Rice, 1972
16	21	172	1st	George Godsey vs. Virginia, 2000
16	24	170	2nd	Darrell Gast vs. Tennessee, 1987

## PASS RECEPTIONS

Rec	Yds	Half	Player, Opponent, Year
11	105	1st	Steve Harkey vs. South Carolina, 1970
10	52	1st	Robert Lavette vs. Notre Dame, 1981
8	55	2nd	Kenneth Bounds vs. Duke, 1968
8	140	2nd	John Sias vs. Navy, 1968
8	143	1st	Jonathan Smith vs. NC State, 2003
7	Most Recent: Kerry Watkins (2nd) vs. Maryland, 2002		

## RECEIVING YARDS

Yards	Rec	Half	Player, Opponent, Year
163	5	1st	Jason McGill vs. Maryland, 1992
145	4	1st	Kris Kentera vs. Navy, 1979
144	5	1st	John Sias vs. Texas Christian, 1967
143	8	1st	Jonathan Smith vs. NC State, 2003
141	3	1st	Dez White vs. Maryland, 1999
140	8	2nd	John Sias vs. Navy, 1968
132	3	2nd	Charlie Rogers vs. Central Florida, 1996
131	3	2nd	Derrick Steagall vs. Virginia, 1997
131	5	2nd	Greg Lester vs. Duke, 1987



**TONY HOLLINGS**, now with the Houston Texans, gained 633 yards in just four games in 2002, including 141 yards, all in the first half, against Connecticut.



**JIMMY LINCOLN** rushed for 184 yards in the second half en route to a Tech freshman-record 229 yards against Virginia in 1991.

## TEAM HIGHS

### YARDS RUSHING

Yards	Att	Half	Opponent, Year
372	28	2nd	Air Force, 1978
306	39	1st	VMI, 1975
291	33	2nd	Tulane, 1977
290	40	2nd	Wake Forest, 1983
285	30	2nd	Maryland, 1993
283	25	2nd	Clemson, 1970

### YARDS PASSING

Yards	Half	Opponent, Year
319	2nd	Virginia, 2001
261	2nd	Georgia, 1992
260	2nd	Auburn, 1984
259	2nd	Duke, 1968
257	1st	Maryland, 1999
256	1st	Maryland, 2000
242	1st	Wake Forest, 2000
236	1st	Clemson, 1999

### PASS ATTEMPTS

Att	Half	Opponent, Year
35	2nd	Tennessee, 1970
35	2nd	Auburn, 1986
34	1st	Tennessee, 1968
33	2nd	Clemson, 2000
31	2nd	Virginia, 2001
31	1st	South Carolina, 1970
31	2nd	Duke, 1987
31	2nd	Maryland, 1994

### PASS COMPLETIONS

Cmp	Half	Opponent, Year
22	2nd	Virginia, 2001
22	2nd	Clemson, 2000
21	2nd	Georgia, 1992
20	2nd	Maryland, 1994
20	2nd	Maryland, 2002
19	2nd	Auburn, 1986

### TOTAL OFFENSE

Yds	R / P	Half	Opponent, Year
418	285/133	2nd	Maryland, 1993
398	277/121	1st	The Citadel, 1984
393	372/21	2nd	Air Force, 1978
357	223/134	1st	NC State, 1986
352	136/216	1st	Duke, 1999
350	31/319	2nd	Virginia, 2001
348	306/42	1st	VMI, 1975
347	283/64	2nd	Clemson, 1970
344	172/172	1st	Virginia, 2000

### FIRST DOWNS

FD	Half	Opponent, Year
21	1st	The Citadel, 1984
20	2nd	Texas A&M, 1966
19	1st	NC State, 1999
19	1st	Duke, 1999
18	1st	Virginia, 2000

# STADIUM SUPERLATIVES

## YEAR-BY-YEAR AT BOBBY DODD STADIUM/GRANT FIELD

Record: 401-167-23 (.698)

Year	Record	Year	Record	Year	Record	Avg Att.
1913	4-2	1931	2-5-1	1949	6-1	32,500
1914	6-1	1932	2-3-1	1950	3-4	27,858
1915	6-0-1	1933	4-3	1951	6-0-1	29,858
1916	7-0-1	1934	1-4	1952	8-0	31,748
1917	8-0	1935	5-2	1953	6-0	35,750
1918	6-0	1936	5-3	1954	5-2	34,286
1919	7-2	1937	4-2-1	1955	5-1-1	37,250
1920	7-0	1938	3-0-2	1956	4-1	39,600
1921	8-0	1939	5-1	1957	2-2-2	39,834
1922	7-1	1940	3-2	1958	4-1-1	42,883
1923	3-0-4	1941	3-3	1959	2-3	43,940
1924	5-2-1	1942	6-0	1960	4-1	43,492
1925	5-2-1	1943	6-1	1961	5-0	44,986
1926	4-4	1944	7-1	1962	4-1-1	49,375
1927	8-0	1945	2-5	1963	5-1	46,522
1928	8-0	1946	6-0	1964	5-2	48,062
1929	3-5	1947	7-0	1965	5-2	47,375
1930	2-4	1948	5-2	1966	7-0	44,578
				1967	3-3	56,386
				1968	3-3	47,213
				1969	4-3	48,059
				1970	6-1	48,250
				1971	5-3	50,038
				1972	5-1-1	45,029
				1973	4-3	51,583
				1974	5-2	40,472
				1975	6-2	43,475
				1976	3-3-1	43,047
				1977	4-3	44,836
				1978	5-2	34,200
				1979	4-3	36,374
				1980	1-4-1	34,555
				1981	0-6	38,456
				1982	3-2	36,687
				1983	2-4	36,817
				1984	4-2	43,381
				1985	5-2	40,210
				1986	4-1-1	32,200
				1987	2-5	34,899
				1988	3-3	36,180
				1989	6-1	34,352
				1990	6-0	42,014
				1991	5-1	42,327
				1992	4-2	43,178
				1993	3-3	41,354
				1994	1-5	40,751
				1995	4-2	41,237
				1996	4-2	44,855
				1997	3-2	43,176
				1998	4-2	40,471
				1999	6-0	45,737
				2000	5-1	42,671
				2001	3-3	41,685
				2002	4-2	43,156
				2003	4-2	52,862

## HOME UNBEATEN STREAKS

No.	First Win / Tie	Broken By
37	Georgia, 1914	Washington & Lee, 1919
23	Davidson, 1950	Florida, 1954
18	Georgia, 1926	North Carolina, 1929
18	Wake Forest, 1920	Notre Dame, 1922
17	Maryland, 1989	Georgia, 1991
17	VMI, 1946	Tennessee, 1948

## HOME WINNING STREAKS

No.	First Win	Broken By
24	Tulane, 1916	Washington & Lee, 1919
18	VMI, 1951	Tulane, 1954
18	Georgia, 1926	North Carolina, 1929
18	Wake Forest, 1920	Notre Dame, 1922
17	Maryland, 1989	Georgia, 1991
17	VMI, 1946	Florida, 1948



**P.J. DANIELS** set a Bobby Dodd Stadium record with 240 yards rushing last season against UNC.

## BOBBY DODD STADIUM SUPERLATIVES

### INDIVIDUAL

#### Most Yards Rushing

GT: 240, P.J. Daniels vs. North Carolina, 2003  
Opp: 255, Vagas Ferguson, Notre Dame, 1974

#### Most Yards Passing

GT: 387, Joe Hamilton vs. Maryland, 1999  
Opp: 443, Chris Weinke, Florida State, 2000

#### Most Pass Completions

GT: 29, George Godsey vs. Virginia, 2000  
Opp: 41, Matt Schaub, Virginia, 2002

#### Most Pass Attempts

GT: 61, Larry Good vs. Tennessee, 1968  
Opp: 58, Matt Schaub, Virginia, 2002

#### Most Yards Receiving

GT: 243, Dez White vs. Virginia, 1998  
Opp: 247, Randy Marriott, North Carolina, 1987

#### Most Receptions

GT: 14, Steve Harkey vs. South Carolina, 1970;  
John Sias vs. Navy, 1968  
Opp: 13, Jermaine Lewis, Maryland, 1995

### TEAM

#### Most Yards Rushing

GT: 558 vs. VMI, 1975 (82 att)  
Opp: 431 by Georgia, 1975 (78 att)

#### Most Yards Passing

GT: 387 vs. Maryland, 1999  
Opp: 494 by Wake Forest, 1998

#### Pass Completions

GT: 29 vs. Virginia, 2000  
Opp: 42 by Wake Forest, 1998

#### Pass Attempts

GT: 63 vs. Tennessee, 1968 (25 comp.)  
Opp: 64 by Wake Forest, 1998 (42 cmp.)

#### Total Offense (Rush-Pass)

GT: 627 (304-323) vs. Virginia, 2000  
Opp: 600 (288-312) by Virginia, 1998  
Game: 1,104, Tech (557) vs. Georgia (547), 1999

#### First Downs

GT: 34 vs. Virginia, 2000  
Opp: 37 by Wake Forest, 1998

## COACHES AT BOBBY DODD STADIUM/GRANT FIELD

John Heisman, 1913-19	44-5-2	.882
William Alexander, 1920-44	116-49-11	.690
Bobby Dodd, 1945-66	106-29-6	.773
Bud Carson, 1967-71	21-13-0	.618
Bill Fulcher, 1972-73	10-6-1	.618
Pepper Rodgers, 1974-79	27-16-1	.625
Bill Curry, 1980-86	19-20-2	.488
Bobby Ross, 1987-91	22-10	.688
Bill Lewis, 1992-94	8-9	.471
George O'Leary, 1994-2001	29-13	.690
Chan Gailey, 2002-present	8-4	.667

# ACC GAMES

## POINTS SCORED

Pts	Opponent, Year	Opp
63	Wake Forest, 1998	35
59	NC State, 1986	21
52	Wake Forest, 2000	20
49	Wake Forest, 1983	33
48	Duke, 1990	31
47	Duke, 1993	14

## POINTS ALLOWED

Pts	Opponent, Year	Tech
55	Virginia, 1992	24
51	Florida State, 1993	0
49	Florida State, 1996	3
48	Duke, 1987	14
47	Clemson, 2001 (ot)	44
45	Virginia, 1999	38

## MARGIN OF VICTORY

Mar.	Opponent, Year	Score
38	Maryland, 1993	38-0
38	NC State, 1986	59-21
35	Virginia, 2000	35-0
35	Duke, 2000	45-10
35	Wake Forest, 1990	42-7
33	Duke, 1993	47-14
32	Wake Forest, 2000	52-20
31	North Carolina, 1985	31-0
31	Wake Forest, 1985	41-10

## MARGIN OF DEFEAT

Mar.	Opponent, Year	Score
51	Florida State, 1993	0-51
46	Florida State, 1996	3-49
38	Florida State, 1997	0-38
38	North Carolina, 1993	3-41
36	Clemson, 2003	3-39
34	Duke, 1987	14-48
31	Virginia, 1992	24-55

## COMBINED SCORE

Pts	Opponent, Year	Score
98	Wake Forest, 1998	W 63-35
91	Clemson, 2001	(ot) L 44-47
87	Clemson, 1999	W 45-42
83	Virginia, 1999	L 38-45
82	Wake Forest, 1983	W 49-33
80	NC State, 1986	W 59-21
79	Virginia, 1992	L 24-55
79	Virginia, 1990	W 41-38
79	Duke, 1997	W 41-38
79	Virginia, 1998	W 41-38
79	Duke, 1990	W 48-31

## YARDS RUSHING

Yards	Att	Opponent, Year
411	48	Maryland, 1993
400	60	Wake Forest, 1983
370	57	NC State, 1986
344	57	Wake Forest, 1990
319	67	Wake Forest, 1984
319	52	Wake Forest, 1998

## RUSHING ATTEMPTS

Att	Yds	Opponent, Year
71	235	Virginia, 1984
67	319	Wake Forest, 1984
67	302	Wake Forest, 1982
66	245	Duke, 1986

## YARDS PASSING

Yards	Cmp-Att	Opponent, Year
486	39-55	Virginia, 2001
454	35-57	Clemson, 2000
416	24-49	Duke, 1987
387	22-25	Florida State, 1999
387	17-32	Maryland, 1999
354	19-20	Maryland, 2000

## PASS ATTEMPTS

Att	Cmp	Opponent, Year
57	35	Clemson, 2000
55	39	Virginia, 2001
53	30	Maryland, 2002
50	28	Virginia, 1992
50	24	Florida State, 1994
50	27	Maryland, 1994

## PASS COMPLETIONS

Cmp	Att	Opponent, Year
39	55	Virginia, 2001
35	57	Clemson, 2000
30	53	Maryland, 2002

29	37	Virginia, 2000
28	50	Virginia, 1992
28	47	Wake Forest, 1988

## TOTAL OFFENSE

Yards	Rush/Pass	Opponent, Year
627	304 / 323	Virginia, 2000
610	411 / 199	Maryland, 1993
593	277 / 316	Duke, 1993
587	200 / 387	Maryland, 1999
578	245 / 333	Wake Forest, 2000
565	370 / 195	NC State, 1986
560	74 / 486	Virginia, 2001
550	96 / 454	Clemson, 2000

## TOTAL OFFENSE, BOTH TEAMS

Total	GT / Opp.	Opponent, Year
1,094	593 / 501	Duke, 1993
1,079	524 / 555	Wake Forest, 1998
1,062	452 / 610	Duke, 1997
1,062	468 / 594	Duke, 1968
1,060	501 / 559	Duke, 1987
1,031	610 / 421	Maryland, 1993
1,029	578 / 451	Wake Forest, 2000

## FIRST DOWNS

FD	R / P / Pn	Opponent, Year
34	16 / 18 / 0	Virginia, 2000
31	6 / 22 / 3	Clemson, 2000
30	17 / 13 / 0	NC State, 1999

## INDIVIDUAL HIGHS IN ACC GAMES

### RUSHING YARDS

240	P.J. Daniels	North Carolina, 2003
229	Jimmy Lincoln	Virginia, 1991
206	C.J. Williams	Wake Forest, 1994
198	Joe Burns	North Carolina, 2001
188	Jerry Mays	NC State, 1986
185	C.J. Williams	Duke, 1995
179	Joe Burns	Maryland, 1998

### PASSING YARDS

486	George Godsey	Virginia, 2001
454	George Godsey	Clemson, 2000
416	Darrell Gast	Duke, 1987
387	Joe Hamilton	Florida State, 1999
387	Joe Hamilton	Maryland, 1999
354	George Godsey	Maryland, 2000

### PASS ATTEMPTS

57	George Godsey	Clemson, 2000
55	George Godsey	Virginia, 2001
49	Darrell Gast	Duke, 1987
47	Tommy Luginbill	Florida State, 1994
47	Reggie Ball	Duke, 2003
46	Todd Rampley	Wake Forest, 1988
45	A.J. Suggs	Maryland, 2002

### PASS COMPLETIONS

39	George Godsey	Virginia, 2001
35	George Godsey	Clemson, 2000

29	George Godsey	Virginia, 2000
28	Todd Rampley	Wake Forest, 1988
28	A.J. Suggs	Maryland, 2002
27	Reggie Ball	Duke, 2003
26	A.J. Suggs	Virginia, 2002

## TOTAL OFFENSE

477	George Godsey	Virginia, 2001
474	Joe Hamilton	Maryland, 1999
450	George Godsey	Clemson, 2000
412	Darrell Gast	Duke, 1987
410	Joe Hamilton	Clemson, 1999
405	Joe Hamilton	Florida State, 1999

## RECEPTIONS

14	Kelly Campbell	Clemson, 2000
13	Will Glover	Virginia, 2001
11	Kelly Campbell	Duke, 1999
10	Jerry Mays	Wake Forest, 1988
9	Multiple times; Most recent	
9	Jonathan Smith	Virginia, 2003

## RECEIVING YARDS

243	Dez White	Virginia, 1998
223	Derrick Steagall	Virginia, 1997
215	Dez White	Maryland, 1999
209	Kelly Campbell	Clemson, 2000
203	Kelly Campbell	North Carolina, 1999
194	Jonathan Smith	Virginia, 2003



# TEAM SCORING

## 50-POINT GAMES

Pts	Opponent, Year	Score
222	Cumberland, 1916	222-0
128	NC State, 1918	128-0
123	11th Cavalry, 1918	123-0
118	Furman, 1918	118-0
105	Mercer, 1914	105-0
98	Carlisle, 1917	98-0
83	Vanderbilt, 1917	83-0
77	Florida, 1904	77-0
74	Furman, 1919	74-0
70	Dahlgonega, 1907	70-0
70	Navy, 2001	70-7
71	Chattanooga, 1913	71-6
70	Davidson, 1921	70-0
69	Furman, 1921	69-0
68	Auburn, 1917	68-7
67	Transylvania, 1915	67-0
66	Davidson, 1920	66-0
63	Wake Forest, 1998	63-35
63	Washington & Lee, 1917	63-0
61	Mercer, 1916	61-0
59	NC State, 1986	59-21
59	Presbyterian, 1937	59-0
59	South Carolina, 1909	59-0
59	Tennessee Meds, 1904	59-0
58	Sewanee, 1936	58-0
57	Gordon, 1910	57-0
55	Presbyterian, 1936	55-0
55	Oglethorpe, 1920	55-0
54	The Citadel, 1952	54-6
54	The Citadel, 1948	54-0
54	Dahlgonega, 1905	54-0
52	VMI, 1986	52-6
52	Wake Forest, 2000	52-20
52	Tulsa, 2003	52-10
51	Georgia, 1999 (ot)	51-48
51	Furman, 1995	51-7
51	The Citadel, 1987	51-12
51	Furman, 1947	51-0
51	Clemson, 1944	51-0
51	Auburn, 1928	51-0
51	Mooney School, 1904	51-0

## MOST POINTS ALLOWED

Pts	Opponent, Year	Score
94	Auburn, 1894	0-94
73	Clemson, 1903	0-73
69	Notre Dame, 1977	14-69
63	Auburn, 1903	0-63
55	Virginia, 1992	24-55
55	Notre Dame, 1943	13-55
54	Alabama, 1950	19-54
54	Vanderbilt, 1904	0-54
51	Florida State, 1993	0-51
51	Georgia, 2002	7-51
49	Florida State, 1996	3-49
49	Vanderbilt, 1931	7-49
48	Georgia, 1999 (ot)	51-48
48	Duke, 1987	14-48
48	Georgia, 1994	10-48
48	Auburn, 1984	34-48



**TECH AND GEORGIA** combined for 99 points in this 1999 contest, the most points scored in a Tech game since 1918.

## MARGIN OF VICTORY

Mar.	Opponent, Year	Score
222	Cumberland, 1916	222-0
128	NC State, 1918	128-0
123	11th Cavalry, 1918	123-0
118	Furman, 1918	118-0
105	Mercer, 1914	105-0
98	Carlisle, 1917	98-0
83	Vanderbilt, 1917	83-0
77	Florida, 1904	77-0
74	Furman, 1919	74-0
70	Dahlgonega, 1907	70-0
70	Davidson, 1921	70-0
69	Furman, 1921	69-0
67	Transylvania, 1915	67-0
66	Davidson, 1920	66-0
65	Chattanooga, 1913	71-6
63	Washington & Lee, 1917	63-0
63	Navy, 2001	70-7
61	Mercer, 1916	61-0
61	Auburn, 1917	68-7
59	Presbyterian, 1937	59-0
59	South Carolina, 1909	59-0
59	Tennessee Meds, 1904	59-0
58	Sewanee, 1936	58-0
57	Gordon, 1910	57-0
55	Presbyterian, 1936	55-0
55	Oglethorpe, 1920	55-0
54	The Citadel, 1948	54-0
54	Dahlgonega, 1905	54-0
53	Davidson, 1953	53-0
51	Furman, 1947	51-0
51	Clemson, 1944	51-0
51	Auburn, 1928	51-0
51	Gordon, 1907	51-0
51	Mooney School, 1904	51-0
48	The Citadel, 1952	54-6
48	Georgia, 1943	48-0

## MARGIN OF DEFEAT

Mar.	Opponent, Year	Score
94	Auburn, 1894	0-94
73	Clemson, 1903	0-73
63	Auburn, 1899	0-63
55	Notre Dame, 1977	14-69
54	Vanderbilt, 1907	0-54
51	Florida State, 1993	0-51
46	Florida State, 1996	3-49
45	Auburn, 1896	0-45
44	Georgia, 2002	7-51
42	Notre Dame, 1943	13-55
42	Vanderbilt, 1931	7-49

## HIGHEST COMBINED SCORE

Pts	Opponent, Year	Score
222	Cumberland, 1916	222-0
128	NC State, 1918	128-0
123	11th Cavalry, 1918	123-0
118	Furman, 1918	118-0
105	Mercer, 1914	105-0
99	Georgia, 1999 (ot)	51-48
98	Wake Forest, 1998	63-35
98	Carlisle, 1917	98-0
94	Auburn, 1894	0-94
91	Clemson, 2001 (ot)	44-47
87	Clemson, 1999	45-42
83	Virginia, 1999	38-45
83	Vanderbilt, 1917	83-0
83	Notre Dame, 1977	14-69

## POINTS IN HALF

126	Cumberland (1st), 1916
96	Cumberland (2nd), 1916
42	Navy (1st), 2001
42	Tulsa (2nd), 2003
38	Duke (1st), 1996
38	Texas A&M (2nd), 1966
35	Vanderbilt (2nd), 1966
35	Wake Forest (2nd), 1983
35	UT-Chattanooga (2nd), 1985
35	NC State (1st), 1986
35	Wake Forest (1st), 1998
35	Wake Forest (1st), 2000

## POINTS IN QUARTER

63	Cumberland (1st, 2nd), 1916
54	Cumberland (3rd), 1916
42	Cumberland (4th), 1916
32	UT-Chattanooga (4th), 1985
31	Vanderbilt (2nd), 2002
28	NC State (2nd), 1998
28	Texas A&M (4th), 1966
26	Georgia (4th), 1975
24	UT-Chattanooga (4th), 1988
24	Duke (1st), 1996
24	North Carolina (4th), 2003
23	Georgia (2nd), 1990
23	North Carolina (2nd), 1998

# TEAM HIGHS

## TOTAL OFFENSE

Yards	Rush / Pass	Team, Year
667	386 / 349	Notre Dame, 1977
610	121 / 489	Duke, 1997
600	288 / 312	Virginia, 1998
594	357 / 237	Duke, 1968
587	98 / 489	Florida State, 1997
582	304 / 278	Florida State, 1993
581	294 / 287	Auburn, 1984
578	172 / 406	North Carolina, 1987
570	350 / 220	Georgia, 1981
559	163 / 396	Duke, 1987
556	346 / 210	Notre Dame, 1978
555	61/494	Wake Forest, 1998
552	230 / 322	Georgia, 2002

## YARDS RUSHING

Yards	Att	Team, Year
431	78	Georgia, 1975
399	73	Duke, 1976
381	61	Auburn, 1979
377	57	Auburn, 1985
361	62	Alabama, 1982
357	70	Duke, 1968
357	63	Tennessee, 1976
353	69	Tennessee, 1979
350	59	Georgia, 1981

## YARDS PASSING

Yards	Team, Year
501	Wake Forest, 1995
494	Wake Forest, 1998
489	Duke, 1997
489	Florida State, 1997
463	Florida State, 2000
435	Georgia, 2000
415	Georgia, 1997
406	North Carolina, 1987
396	Duke, 1987
376	Georgia, 1999
372	Virginia, 2002

## PASS COMPLETIONS

Cmp	Att	Team, Year
42	64	Wake Forest, 1998
41	59	Virginia, 2002
41	61	Duke, 1997
41	51	Florida State, 1995
41	65	Wake Forest, 1995
37	63	Georgia, 2000
33	51	Florida State, 1997
32	51	Central Florida, 1996
32	51	Maryland, 1995

## PASS ATTEMPTS

Att	Cmp	Team, Year
65	41	Wake Forest, 1995
64	42	Wake Forest, 1998
63	37	Georgia, 2000
61	41	Duke, 1997
59	41	Virginia, 2002
57	25	Western Carolina, 1985
57	28	Brigham Young, 2002
56	30	Georgia, 1999
51	33	Florida State, 1997
51	41	Florida State, 1995
51	32	Maryland, 1995
51	32	Central Florida, 1996

## FIRST DOWNS

FD	Rush/Pass/Pen	Team, Year
38	14 / 21 / 3	Duke, 1987
37	6 / 27 / 4	Wake Forest, 1998
37	18 / 17 / 2	Florida State, 1993
36	22 / 12 / 2	Duke, 1968
34	10 / 23 / 1	Duke, 1997
34	20 / 12 / 2	Notre Dame, 1977
33	12 / 18 / 3	Georgia, 1999
32	23 / 6 / 3	North Carolina, 1982
30	2 / 26 / 2	Wake Forest, 1995
30	7 / 16 / 7	Maryland, 1993
30	16 / 11 / 3	North Carolina, 1993

## OPPONENT LOWS

### TOTAL OFFENSE

Yds	Rush/Pass	Team, Year
32	-9 / 41	Florida, 1963
51	NA	The Citadel, 1952
67	54 / 13	Duke, 1961
73	66 / 7	Davidson, 1953
76	75 / 1	Florida, 1953
84	31 / 53	UT-Chattanooga, 1988
87	73 / 14	Vanderbilt, 1951
89	56 / 33	Texas A&M, 1966
90	63 / 27	SMU, 1957
91	79 / 12	Tulane, 1956

### YARDS RUSHING

Yds	Att	Team, Year
-56	26	Tulsa, 2003
-30	24	Maryland, 1995
-20	25	Maryland, 1990
-11	36	Navy, 1970
-9	42	Florida, 1963
-8	19	NC State, 2003
8	26	Central Florida, 2000
10	24	Duke, 1991
13	28	Arizona, 1995
17	34	Vanderbilt, 1966
20	22	Maryland, 2000
22	19	Wake Forest, 1996
22	29	Tulane, 1964
26	18	Georgia, 2000
29	39	Tennessee, 1958

### YARDS PASSING

Yards	Team, Year
-3	South Carolina, 1949
-1	Georgia, 1958
0	Missouri, 1962
0	Georgia, 1974
0	Auburn, 1959
0	Alabama, 1953
1	Florida, 1953
6	Clemson, 1972
9	South Carolina, 1978

### PASS ATTEMPTS

Att	Cmp	Team, Year
1	1	Kentucky, 1958
1	0	Alabama, 1953
2	1	Alabama, 1958
2	0	Auburn, 1959
3	1	Alabama, 1963
3	2	Tennessee, 1961
3	1	Georgia, 1958
3	1	Florida, 1953

### PASS COMPLETIONS

Cmp	Att	Team, Year
0	7	Georgia, 1974
0	7	Missouri, 1962
0	2	Auburn, 1959
0	1	Alabama, 1953
1	3	Alabama, 1963
1	4	Alabama, 1959
1	1	Kentucky, 1958
1	2	Alabama, 1958
1	3	Georgia, 1958
1	4	Georgia, 1957
1	5	Tennessee, 1954
1	3	Florida, 1953
1	9	Davidson, 1953
1	6	Washington & Lee, 1949
2	Last time	Auburn, 1985

### FIRST DOWNS

FD	R / Ps / Pn	Team, Year
2	na	Tulane, 1933
2	2 / 0 / 0	Duke, 1955
3	2 / 1 / 0	SMU, 1957
4	3 / 1 / 0	Florida State, 1955
5	3 / 1 / 1	Tulane, 1956
5	4 / 0 / 1	Duke, 1961
6	5 / 1 / 0	LSU, 1955
6	3 / 2 / 1	Tulane, 1958
6	6 / 0 / 0	Alabama, 1958
6	5 / 1 / 0	Texas A&M, 1966
6	2 / 3 / 1	Auburn, 1966


# OPPONENT HIGHS

## YARDS RUSHING

Yards	Player, Team, Year
255	Vagas Ferguson, Notre Dame, 1974
242	Bo Jackson, Auburn, 1985
234	Randy Cuthbert, Duke, 1989
225	Herschel Walker, Georgia, 1981
224	Morgan Kane, Wake Forest, 1999
218	Chris Douglas, Duke, 2003
213	Thomas Jones, Virginia, 1999
212	Chris Downs, Maryland, 2002
207	Thomas Jones, Virginia, 1998
207	Verron Haynes, Georgia, 2001
205	Herschel Walker, Georgia, 1980
200	Mike Cloud, Boston College, 1998

## YARDS PASSING

Yards	Player, Team, Year
501	Rusty LaRue, Wake Forest, 1995
443	Chris Weinke, Florida State, 2000
413	Cory Phillips, Georgia, 2000
415	Mike Bobo, Georgia, 1997
406	Mark Maye, North Carolina, 1987
396	Steve Slayden, Duke, 1987
388	Ronald Curry, North Carolina, 2000
372	Matt Schaub, Virginia, 2002
360	Oscar Davenport, North Carolina, 1997
352	Scott Milanovich, Maryland, 1995
351	Willie Perkins, W. Carolina, 1985
345	Quincy Carter, Georgia, 1999
344	Shawn Moore, Virginia, 1990
344	Philip Rivers, NC State, 2003



**MARCO COLEMAN** (right) had five of Tech's school-record 11 sacks as the Yellow Jackets held Maryland to minus-20 yards rushing in 1990. Coleman and Coleman Rudolph (left) combined for 40.5 sacks over the 1990 and 1991 seasons, when Tech set the school record with 45 sacks each year.

## PASS COMPLETIONS


Cmp	Player, Team, Year
41	Matt Schaub, Virginia, 2002
41	Rusty LaRue, Wake Forest, 1995
41	Danny Kanell, Florida State, 1995
36	Cory Phillips, Georgia, 2000
32	Scott Milanovich, Maryland, 1995
32	Bryson Spinner, Virginia, 2001
31	Matt Berry, BYU, 2003
31	Philip Rivers, NC State, 2003
30	Mike Bobo, Georgia, 1997
30	Thad Busby, Florida State, 1997
30	Jeff Burger, Auburn, 1987

## PASS ATTEMPTS

Att	Player, Team, Year
65	Rusty LaRue, Wake Forest, 1995
62	Cory Phillips, Georgia, 2000
58	Matt Schaub, Virginia, 2002
56	Willie Perkins, Western Carolina, 1985
55	Quincy Carter, Georgia, 1999
51	Danny Kanell, Florida State, 1995
51	Scott Milanovich, Maryland, 1995
48	Tim Couch, UTC, 1985

## RECEIVING

Yards	Player, Team, Year
276	Corey Thomas, Duke, 1997
247	Randy Marriott, North Carolina, 1987
234	Herman Moore, Virginia, 1990



204	Cormac Carney, Air Force, 1978
189	Jermaine Lewis, Maryland, 1995
176	Todd Dixon, Wake Forest, 1990
174	Melvin Bonner, Baylor, 1992
169	Roger Boone, Duke, 1987
167	Vince Nowell, Western Carolina, 1985

## RECEPTIONS

Yards	Player, Team, Year
16	Corey Thomas, Duke, 1997
13	Jermaine Lewis, Maryland, 1995
13	Mark Militello, Duke, 1983
12	Roger Boone, Duke, 1987
12	Randy McMichael, Georgia, 2000
11	Damien Gary, Georgia, 2000
11	Cormac Carney, Air Force, 1978
11	Jammie Deese, Wake Forest, 1998
10	Most recent: Billy McMullen, Virginia, 2002

## MISC. OPPONENT SINGLE-GAME HIGHS

**Most Plays**—99 by Notre Dame, 1977; Duke, 1968  
**Fewest Plays**—31 by SMU, 1957  
**Most TDs**—10 by Notre Dame, 1977  
**Most Rushing Att**—79 by Alabama, 1979  
**Fewest Rushing Att**—17 by Wake Forest, 1995  
**Most TDs Rushing**—6 by Duke, 1968  
**Most TDs Passing**—6 by Duke, 1987  
**Fewest First Downs Rushing**—1 by Georgia, 1961; Maryland, 1990; Arizona, 1995  
**Fewest First Downs Passing**—0, multiple times  
**Most First Downs Passing**—27 by Wake Forest, 1998  
**Most First Downs Rushing**—25 by Georgia, 1975  
**Most First Downs by Penalty**—7 by Maryland, 1993  
**Most Fumbles**—8 by Furman, 1995  
**Most Fumbles Recovered by Tech**—6 vs. Furman, 1995  
**Most Punt Returns**—11 by Clemson, 1987  
**Most Punt Return Yards**—227 by Clemson, 1987  
**Most Punt Return TDs**—1, several times  
**Fewest Punt Return Yards**—minus-9 by Navy, 1974  
**Most KO Returns**—10 by Duke, 1966  
**Most KO Return Yards**—210 by Duke, 1966  
**Most KO Return TDs**—1, several times



# STATISTICAL LEADERS

## ACC INDIVIDUAL LEADERS



**Jerry Mays**



**John Dewberry**



**Jonathan Smith**



**Jamal Cox**

### ALL-PURPOSE YARDAGE

	Rush	Rec	PR	KR	Yds	Avg
1989 Jerry Mays .....		1349	275	0	0	1624 147.6

### PASSING EFFICIENCY

	G	Att	Cmp	Int	Pct	Yds	TD	Rtg
1985 John Dewberry .....	11	193	110	8	.570	1557	10	133.6
1998 Joe Hamilton .....	11	259	145	8	.560	2166	17	141.7
1999 Joe Hamilton .....	11	305	203	11	.666	3060	29	175.0

### PASSING YARDS

Year	Player	Att-Cmp	Yards	PG
2001	George Godsey .....	249-384	3085	257.1

### TOTAL OFFENSE

Year	Player	Plays	Yards	PG
1984	John Dewberry .....	303	2175	197.7
1999	Joe Hamilton .....	459	3794	344.9

### RUSHING

Year	Player	Att	Yard	PG
1982	Robert Lavette .....	280	1208	109.8
1989	Jerry Mays .....	249	1349	122.6
2003	P.J. Daniels .....	283	1447	111.2

### RECEPTIONS PER GAME

Year	Player	G	Rec	PG
1996	Harvey Middleton .....	11	64	5.8

### RECEIVING YARDS PER GAME

Year	Player	G	Yds	PG
1996	Harvey Middleton .....	11	804	73.1

### PUNT RETURNS

Year	Player	No	Yds	Avg
1986	Riccardo Ingram .....	16	233	14.6
1998	Charlie Rogers .....	30	425	14.2
2003	Jonathan Smith .....	31	364	11.7

## NCAA LEADERS

### FIELD GOALS

Year	Player	FG
1963	Billy Lothridge .....	12-16

### POINTS BY KICKING

Year	Player	PAT	FG	Pts
1952	Pepper Rodgers .....	36	4	48

### KICKOFF RETURNS

Year	Player	KO	Yds	Avg
1978	Drew Hill .....	19	570	30.0

### PUNTING

Year	Player	No	Yds	Avg
1982	Ron Rice (tie) .....	42	1789	42.6
1994	Jason Bender .....	55	2503	45.5
1997	Rodney Williams .....	47	2145	45.6

### SCORING

Year	Player	TD	PAT	FG	Pts
1982	Robert Lavette .....	19	0	0	114

### INTERCEPTIONS

Year	Player	No	Yds	PG
1990	Ken Swilling .....	5	34	0.6
1991	Willie Clay .....	9	66	0.8

### TACKLES

Year	Player	G	Tkl	PG
1989	Eric Thomas, ILB .....	11	159	14.5
1994	Jamal Cox, ILB .....	11	146	13.3
1995	Keith Brooking, LB .....	11	146	13.3
2003	Keyaron Fox, LB .....	13	155	11.9

### QUARTERBACK SACKS

Year	Player	G	No	Yds
1990	Marco Coleman .....	11	13	59
1991	Coleman Rudolph .....	12	13	87
2001	Greg Gathers .....	12	10	68
2003	Eric Henderson .....	13	11	73

### TOTAL OFFENSE

Year	G	Yds	Avg
1999	11	5599	509.0

### SCORING DEFENSE

Year	G	Pts	Avg
1955	10	46	4.6
1956	10	33	3.3

### TOTAL DEFENSE

Year	G	Yds	Avg
1948	10	1513	151.3

### PASSING DEFENSE

Year	G	Yds	Avg
1957	10	334	33.4

## ACC TEAM LEADERS

### RUSHING OFFENSE

Year	G	Yds	Avg
1984	11	2585	235.0

### PASSING OFFENSE

Year	G	Yds	Avg
2001	12	3347	278.9

### TOTAL OFFENSE

Year	G	Yds	Avg
1999	11	5599	509.0

### SCORING OFFENSE

Year	G	Pts	Avg
1998	11	391	35.5
1999	11	448	40.7

### TOTAL DEFENSE

Year	G	Yds	Avg
1984	11	3489	317.2

### RUSHING DEFENSE

Year	G	Yds	Avg
1984	11	1622	147.5
1995	11	1003	91.2
2003	13	1307	100.5

### PASS DEFENSE

Year	Att	Cmp	Yds	Avg
1985	317	156	1640	149.1
1986	253	129	1506	136.9
1988	252	129	1528	138.9

### SCORING DEFENSE

Year	G	Pts	Avg
1984	11	201	18.3
1985	11	118	10.7

### KICKOFF RETURNS

Year	No	Yds	Avg
1998	38	913	24.0

### PUNT RETURNS

Year	No	Yds	Avg
1986	19	263	13.8
1998	37	490	13.2

### NET PUNTING

Year	Pt-Avg	Rt-Yds	Avg
1997	46-45.5	19-220	40.7
1998	51-42.5	217-123	40.0


### QUARTERBACK SACKS

Year	No	Yds	PG
1989	26	186	2.36
1990	45	239	4.09
1991	44	296	3.7

### TURNOVER MARGIN

Year	Gain	Lost	Diff	Ratio
1990	40	26	+14	+1.3

# ALL-AMERICA




**Maxie Baughan**



**Don Bessillieu**



**Jim Breland**



**Chris Brown**



**Gerry Bussell**

**These 47 Yellow Jackets earned first-team selection to at least one nationally-recognized all-America team.**

**Maxie Baughan, C**  
*Bessemer, Ala.*

1959\* ..... AP, UPI, AFCA, TSN

**Ray Beck, G**  
*Cedartown, Ga.*

1951 ..... AP-D, NEA-D,  
FWAA, Colliers

**Don Bessillieu, DB**  
*Decatur, Ga.*

1978 ..... TSN

**Jim Breland, C**  
*Blacksburg, Va.*

1966\* ..... AP, UPI, NEA,  
AFCA, Central Press

**George Brodnax, E**  
*Atlanta, Ga.*

1948 ..... Colliers

**Chris Brown, T**  
*Augusta, Ga.*

2000\* ..... AP, AFCA, FWAA, FN

**Pete Brown, OC**  
*Rossville, Ga.*

1952 ..... AP

**Gerry Bussell, DB**  
*Jacksonville, Fla.*

1964 ..... TSN

**Walker Carpenter, T**  
*Newnan, Ga.*

1917 ..... Menke

**Marco Coleman, OLB**  
*Dayton, Ohio*

1990 ..... SH  
1991 ..... SH, FWAA

**Bobby Davis, T**  
*Columbus, Ga.*

1947\* ..... INS, UP, NEA, AFCA,  
Colliers, TSN, FWAA

**John Davis, T**  
*Ellijay, Ga.*

1985 ..... TSN

1986 ..... SH

**A.M. (Bum) Day, C**

1918\* ..... WCF

**Paul Duke, C**  
*Atlanta, Ga.*

1946\* ..... AP, UP, NEA,  
Colliers, AA, AFCA, WCF

**Bill Fincher, E**

1918\* ..... Menke

1920\* ..... WCF

**Smylie Gebhart, DE**  
*Meridian, Miss.*

1971 ..... AP

**Rufus Guthrie, G**  
*Atlanta, Ga.*

1962 ..... AFCA, FWAA

**Joe Guyon, T-HB**  
*White Earth, Minn.*

1918\* ..... Menke

**Joe Hamilton, QB**  
*Alvin, S.C.*

1999\* ..... AP, AFCA, FWAA,  
FN, WC

**Leon Hardeman, HB**  
*Lafayette, Ga.*

1952 ..... INS, AA, TSN

**Harvey Hardy, G**  
*Marion, Ala.*

1942\* ..... INS, UP, NEA, *Newsweek*

**Bill Healy, DG**

1948 ..... NEA, INS, TSN, FWAA

**Robert L. Ison, E**

1939 ..... Hearst



**Walker Carpenter**



**Marco Coleman**



**Bobby Davis**



**Bill Fincher**



**Buck Flowers**



**Smylie Gebhart**



**Billy Lothridge**



**Billy Martin**



**George Morris**



**Larry Morris**

**Billy Lothridge, QB**  
*Gainesville, Ga.*

1963..... AP, FWAA

**Billy Martin, E**  
*Gainesville, Ga.*

1963..... NEA, TSN

**Buck Martin, E**  
*Haleyville, Ala.*

1952..... Colliers

**Hal Miller, OT**  
*Kingsport, Tenn.*

1952\* ..... UP, NEA, TSN, FWAA

**Warner Mizell, HB**

1928..... INS, NANA

**Bobby Moorhead, DB**  
*Miami, Fla.*

1952..... AP, INS

**George Morris, LB**  
*Vicksburg, Miss.*

1952..... NEA, FWAA

**Larry Morris, C**  
*Decatur, Ga.*

1953\* ..... AP, UP, AA,  
Colliers, TSN

**Craig Page, C**  
*Jupiter, Fla.*

1998\* ..... AP, FWAA, TSN

**Rock Perdoni, DT**  
*Wellesley, Mass.*

1970\* ..... AP, UPI, AFCA, FWAA,  
TSN, Central Press, WCF

**Peter Pund, C**  
*Augusta, Ga.*

1928\* ..... INS, WCF, AA,  
Colliers, UP, NEA

**Randy Rhino, DB**  
*Charlotte, N.C.*

1972..... FWAA  
1973\* ..... UPI, AFCA, WCF  
1974..... WCF

**Coleman Rudolph, DT**  
*Valdosta, Ga.*

1992..... WCF, SH, TSN

**Lucius Sanford, LB**  
*Atlanta, Ga.*

1977..... AFCA, TSN

**Scott Sisson, K**  
*Marietta, Ga.*

1992..... WCF

**Lenny Snow, TB**  
*Daytona Beach, Fla.*

1966..... FWAA

**Frank Speer, T**  
*Atlanta, Ga.*

1928..... AP

**John Steber, G**

1943..... INS, AP, AA, WCF

**Don Stephenson, C**  
*Bessemer, Ala.*

1956..... FWAA  
1957..... UPI, TSN

**Everett Strupper, HB**

1917\* ..... Menke, NEA

**Ken Swilling, FS**  
*Toccoa, Ga.*

1990\*# ..... AP, UPI, SH, AFCA,  
FWAA, WCF, TSN, FN

**Pat Swilling, DE**  
*Toccoa, Ga.*

1985..... FWAA

**Phil Tinsley, E**  
*Bessemer, Ala.*

1944\* ..... INS, AP, NEA, WCF,  
AA, Colliers, FN, TSN

**Lamar Wheat, DT**  
*Chattanooga, Tenn.*

1951..... INS

\* Consensus All-America  
# Unanimous All-America



**Craig Page**




**Rock Perdoni**



**Randy Rhino**



**Lucius Sanford**



**Lenny Snow**





**EVERETT STRUPPER** (above) and Walker Carpenter were the first players from the Deep South to be named to a nationally-recognized all-America team.



**SIX PACK:** Tech's national championship team of 1952 featured six first-team all-America players. From left, HB Leon Hardeman, LB George Morris, E Buck Martin, DB Bobby Moorhead, C Pete Brown and T Hal Miller.

## 1916

George "Pup" Phillips, C  
*WCF (3rd)*

## 1917

Walker "Big Six" Carpenter, T  
*Menke (1st), WCF (unknown)*

Joe Guyon, HB  
*NEA (2nd), WCF (unknown)*

Judy Harlan, FB  
*WCF (unknown)*

Albert "Buster" Hill, QB  
*INS (2nd), WCF (Unknown)*

George "Pup" Phillips, C  
*WCF (unknown)*

Everett Strupper, HB\*  
*Menke (1st), NEA (1st), INS (2nd),  
WCF (unknown)*

## 1918

Ashel "Bum" Day, C\*  
*WCF (1st)*

Bill Fincher, E\*  
*Menke (1st), WCF (2nd)*

Ralph "Buck" Flowers, FB  
*WCF (2nd)*

Joe Guyon, HB\*  
*Menke (1st)*

## 1920

Bill Fincher, E\*  
*WCF (1st)*

Ralph "Buck" Flowers, FB  
*INS (3rd)*

## 1921

David "Red" Barron, FB  
*WCF (3rd), INS (3rd)*

Judy Harlan, FB  
*Football World (3rd), NEA (3rd)*

## 1922

David "Red" Barron, FB  
*WCF (2nd), Menke (2nd)*

## 1924

Walter Godwin, G  
*INS (3rd)*

Doug Wycoff, FB  
*INS (2nd)*

## 1925

Walter Godwin, G  
*Grantland Rice (2nd)*

Doug Wycoff, FB  
*UP (2nd), INS (3rd)*

## 1928

Roy "Father" Lumpkin, FB  
*NEA (3rd)*

Warner Mizell, HB  
*NANA (1st), INS (1st), AP (2nd),  
UP (2nd), Central Press (2nd),  
NEA (2nd), AA Board (3rd)*

Peter Pund, C\*  
*Grantland Rice (1st), AA Board (1st),  
UP (1st), NEA (1st), INS (1st), NANA  
(2nd), Central Press (2nd), AP (3rd)*

Frank Speer, T  
*AP (1st)*

## 1930

Vance Maree  
*INS (3rd)*

## 1937

Bill Jordan, E  
*AP (2nd), INS (2nd), NEA (3rd)*

## 1938

Jack Chivington, G  
*Hearst (2nd)*

## 1939

Bob Ison, E  
*Hearst (1st), Central Press (3rd),  
NEA (3rd)*



## 1940

**Bob Ison, E**  
*UP (3rd)*

## 1942

**Clint Castleberry, RB**  
*UP (2nd), INS (2nd), NEA (2nd),  
TSN (3rd), AP (3rd)*

**Harvey Hardy, G \***  
*UP (1st), INS (1st), NEA (1st), Central  
Press (1st), Newsweek (1st), AP (2nd)*

**Ed Ryckey, G**  
*Football News (2nd)*

## 1943

**George Manning, C**  
*TSN (2nd)*

**Eddie Prokop, HB**  
*AP (2nd), UP (2nd), TSN (2nd), INS  
(2nd), Central Press (2nd), FD (2nd)*

**John Steber, G**  
*AP (1st), AA Board (1st), INS (1st),  
UP (2nd), TSN (2nd)*

## 1944

**Phil Tinsley, E \***  
*AA Board (1st), TSN (1st), AP (1st), INS  
(1st), NEA (1st), WCF (1st), FN (1st),  
Central Press (1st), Grantland Rice  
(1st), UP (2nd), FWAA (2nd), FD (2nd)*

**Frank Broyles, HB**  
*FWAA (2nd)*

## 1946

**Paul Duke, C \***  
*AP (1st), UP (1st), NEA (1st), WCF (1st),  
Colliers (1st), AA Board (1st), AFCA  
(1st), FWAA (2nd)*

**Bobby Davis, T**  
*FWAA (3rd)*

## 1947

**Bobby Davis, T \***  
*INS (1st), UP (1st), AFCA (1st),  
Colliers (1st), FWAA (1st), TSN (1st),  
NEA (1st)*

**Bill Healy, DG**  
*FWAA (3rd)*

## 1948

**George Brodnax, E**  
*Colliers (1st)*

## RETIRED JERSEY #19

**Clint Castleberry, RB**  
**Lettered 1942**  
**Killed in World War II**

**Bill Healy, DG**  
*NEA (1st), INS (1st), TSN (1st),  
FWAA (1st)*

## 1951

**Ray Beck, G**  
*AP (1st), NEA (1st), FWAA (1st),  
Colliers (1st)*

**Lamar Wheat, DT**  
*INS (1st)*

## 1952

**Pete Brown, C**  
*AP (1st), NEA (2nd)*

**Leon Hardeman, HB**  
*INS (1st), AA Board (1st), TSN (1st),  
NEA (2nd), UP (2nd)*

**Buck Martin, E**  
*Colliers (1st)*

**Hal Miller, OT \***  
*UP (1st), NEA (1st), TSN (1st), FWAA  
(1st)*

**Bobby Moorhead, DB**  
*AP (1st), INS (1st)*

**George Morris, LB**  
*NEA (1st), FWAA (1st), AP (2nd)*

## 1953

**Larry Morris, C \***  
*AP (1st), UP (1st), AA Board (1st),  
Colliers (1st), TSN (1st), INS (2nd)*

## 1955

**Franklin Brooks, G**  
*UP (3rd)*


## 1956

**Allen Ecker, G**  
*UP (2nd)*

**Don Stephenson, C**  
*FWAA (1st), AP (2nd), UP (3rd)*

## 1957

**Don Stephenson, C**  
*UPI (1st), TSN (1st)*



**ALL-AMERICA CENTER** Jim Breland also earned Academic All-America honors in 1966.

## 1959

**Maxie Baughan, C \***  
*AP (1st), UPI (1st), AFCA (1st), FN  
(1st), TSN (1st)*

## 1961

**Rufus Guthrie, G**  
*TSN (3rd)*

## LEGEND OF ALL-AMERICA TEAMS

AA Board.....All-America Board  
AP.....Associated Press  
UP/UIP.....United Press/International  
INS.....International News Service  
WCF.....Walter Camp Foundation  
AFCA.....Football Coaches  
FWAA.....Football Writers Association  
TSN.....The Sporting News  
FN.....Football News  
FD.....Football Digest  
SH.....Scripps-Howard News Service  
Menke.....Frank Menke Syndicate  
NANA.....North American Newspaper Alliance  
NEA.....Newspaper Enterprise Association

\* Consensus All-America (received a majority of votes at their positions by the various all-America selectors)  
# Unanimous All-America

# ALL-AMERICA

## 1962

**Rufus Guthrie, G**  
*AFCA (1st), FWAA (1st), FN (1st),  
 NEA (2nd), AP (2nd), UPI (2nd)*

**Billy Lothridge, QB**  
*UPI (3rd)*

**Mike McNames, FB**  
*NEA (3rd)*

**Dave Watson, G**  
*UPI (3rd)*

## 1963

**Billy Lothridge, QB**  
*AP (1st), FWAA (1st), UPI (2nd)*

**Billy Martin, E**  
*NEA (1st), TSN (1st), UPI (2nd)*

## 1964

**Gerry Bussell, DB**  
*TSN (1st)*

**Bill Curry, C**  
*AFCA (2nd)*

## 1966

**Lenny Snow, TB**  
*FWAA (1st), FN (2nd)*

**Jim Breland, C\***  
*AP (1st), UPI (1st), NEA (1st), AFCA  
 (1st), FN (1st), Central Press (1st)*

## 1969

**Rock Perdoni, DT**  
*AP (3rd)*

## 1970

**Rock Perdoni, DT\***  
*AP (1st), UPI (1st), AFCA (1st), WCF  
 (1st), FWAA (1st), TSN (1st), Central  
 Press (1st)*



**TIMES THREE:** Defensive back Randy Rhino is the only three-time first-team all-America in Georgia Tech history.

## 1971

**Smylie Gebhart, DE**  
*AP (1st)*

## 1972

**Randy Rhino, DB**  
*FWAA (1st), AP (2nd)*

## 1973

**Randy Rhino, DB\***  
*UPI (1st), AFCA (1st), WCF (1st)*

## 1974

**Randy Rhino, DB**  
*WCF (1st), AP (2nd), UPI (2nd)*

## 1975

**Leo Tierney, C**  
*AP (3rd)*

## 1976

**Leo Tierney, C**  
*UPI (2nd), AP (3rd)*

## 1977

**Lucius Sanford, LB**  
*AFCA (1st), TSN (1st), AP (2nd)*

## 1978

**Don Bessilieu, DB**  
*TSN (1st)*

**Eddie Lee Ivery, RB**  
*AP (2nd), UPI (2nd)*

## 1984

**Robert Lavette, RB**  
*FN (3rd)*

## 1985

**John Davis, OL**  
*TSN (1st), FN (2nd)*

**Pat Swilling, OLB**  
*FWAA (1st), FN (3rd)*

## 1986

**John Davis, OL**  
*SH (1st), UPI (2nd)*

## 1989

**Ken Swilling, FS**  
*AP (3rd)*

## 1990


**Marco Coleman, OLB**  
*SH (1st)*

**Ken Swilling, FS\*#**  
*AP (1st), UPI (1st), WCF (1st), AFCA  
 (1st), FWAA (1st), TSN (1st), FN (1st)*

## 1991

**Willie Clay, CB**  
*AP (2nd), UPI (2nd), TSN (2nd),  
 FN (2nd)*

**Marco Coleman, OLB**  
*FWAA (1st), SH (1st), AP (2nd),  
 UPI (2nd), FN (2nd), TSN (2nd)*



## CENTERS OF ATTENTION

In 1998, center Craig Page became the 10th Georgia Tech center to earn first-team all-America honors, more than any other position. Three are in the College Football Hall of Fame: Baughan, Morris and Pund.

Maxie Baughan	Paul Duke
Jim Breland	Larry Morris
Pete Brown	Craig Page
"Bum" Day	Peter Pund
John Davis	Don Stephenson



# ALL-AMERICA

## 1992

**Coleman Rudolph, DT**  
WCF (1st), TSN (1st), SH (1st),  
AP (2nd), FN (2nd)

**Scott Sisson, K**  
WCF (1st), AP (2nd), TSN (2nd),  
FN (2nd)

## 1994

**Jason Bender, P**  
AP (3rd), College Sports Mag. (3rd)

## 1996

**Curtis McGee, T**  
FN (3rd)

## 1997

**Rodney Williams, P**  
FN (3rd)

## 1998

**Craig Page, C \***  
AP (1st), FWAA (1st), TSN (1st),  
FN (2nd)

## 1999

**Joe Hamilton, QB \***  
AP (1st), FWAA (1st), AFCA (1st),  
WCF (1st), FN (1st), TSN (2nd)

**Jon Carman, T**  
TSN (2nd), AP (3rd), FN (3rd)

## 2000

**Chris Brown, T \***  
AP (1st), FWAA (1st), AFCA (1st),  
FN (1st), TSN (2nd)

## 2001

**Greg Gathers, DE**  
FN (2nd), TSN (2nd)



**FULL OF HOPE:** Safety Ken Swilling was a consensus first-team all-America for Tech's 1990 national championship squad.

## YELLOW JACKETS IN ALL-STAR GAMES

### SENIOR BOWL

#### Mobile, Ala.

1951 Bob Bossons, C  
1952 Ray Beck, G  
Ken Snyder, T  
Lamar Wheat, T  
1954 Dave Davis, E  
Glenn Turner, B  
1955 Bill Sennett, E  
1957 Wade Mitchell, QB  
George Volkert, B  
1958 Jerry Nabors, E  
1961 Taz Anderson, B  
Gerald Burch, E  
Billy Shaw, T  
1963 Rufus Guthrie, G  
Larry Stallings, G  
1964 Ted Davis, C  
Billy Lothridge, B  
Billy Martin, E  
1965 Bill Curry, C  
1975 Jimmy Robinson, WR  
1978 Lucius Sanford, LB  
1979 Don Bessillieu, DB  
Kent Hill, OL  
1982 Mike Kelley, QB  
1985 Robert Lavette, RB  
1986 Pat Swilling, DE  
Mike Travis, DB  
1990 Darryl Jenkins, T  
1991 Ken Swilling, DB  
Willie Clay, DB  
Mike Mooney, T

1992 Coleman Rudolph, DT  
1994 Jamal Cox, ILB  
1995 Michael Cheever, C  
Ryan Stewart, SS  
1996 Nathan Perryman, CB  
1997 Keith Brooking, LB  
1999 Joe Hamilton, QB  
2000 Chris Brown, T  
2001 Kelly Campbell, WR  
2003 Keyaron Fox, LB  
Daryl Smith, LB

### BLUE-GRAY GAME

#### Montgomery, Ala.

1945 Paul Duke, C  
1948 George Brodnax, E  
1962 Mike McNamers, FB  
Bobby Caldwell, C  
Ed Griffin, T  
1970 Richard Gardner, G  
Bubba Hoats, DB  
1972 Rick Lantz, T  
Brad Bourne, T  
1974 Jimmy Robinson, WR  
Billy Shields, T  
Joe Harris, LB  
Randy Rhino, DB  
1975 Rick Gibney, T  
1979 Henry Johnson, LB  
Al Richardson, LB  
1980 Ben Utt, G  
1981 Mike Kelley, QB

1982 David Lutz, T  
1986 Reginald Rutland, DB  
Gary Lee, WR  
John Davis, G  
1987 Rick Strom, QB  
Paul Jurgensen, DE  
1989 Sean Smith, DT  
1992 Shawn Jones, QB  
1993 Dorsey Levens, RB  
1994 Jamal Cox, ILB

### GRIDIRON CLASSIC

#### Orlando, Fla.

1998 Jason Bostic, CB  
Delaunta Cameron, LB  
Craig Page, C  
Jesse Tarplin, DE  
Chris Myers, TE  
2000 Felipe Claybrooks, DE  
Brent Key, G  
2001 George Godsey  
Nick Rogers, DE  
2002 Kerry Watkins, WR  
Recardo Wimbush, LB  
2003 Hugh Reilly, C

### JAPAN BOWL

#### Tokyo, Japan

1985 Andy Hearn, C  
1986 John Davis, T  
1989 Jerry Mays, RB

### HULA BOWL

#### Honolulu/Maui, Hawaii


1955 Larry Morris, C  
1958 Don Stephenson, C  
1960 Maxie Baughan, C  
1963 Dave Watson, G  
1971 Renso Perdoni, T  
1972 Smylie Gebhart, DE  
Jeff Ford, DB  
1975 Randy Rhino, DB  
1979 Eddie Lee Ivery, RB  
1984 Jack Westbrook, DB  
1985 Robert Lavette, RB  
1988 Willis Crockett, LB  
1991 Ken Swilling, DB  
1993 Dorsey Levens, RB  
1997 Harvey Middleton, SE  
2003 Hugh Reilly, C

### EAST-WEST SHRINE GAME

#### Palo Alto, Calif.

1925 Douglas Wycoff, FB  
1967 Randall Edmunds, LB  
1968 Terry Story, OT  
1976 Leo Tierney, C  
1978 Don Bessillieu, DB  
1997 Ron Rogers, LB  
1998 Rodney Williams, P  
2001 George Godsey, QB  
Chris Young, DB  
2003 Daryl Smith, LB

# NATIONAL AWARDS



**JOE HAMILTON** (above left) received the 1999 Davey O'Brien Award, the first Tech player ever to win a national award. Hamilton and quarterback Billy Lothridge each finished second in the Heisman Trophy race. Bobby Ross (right) was the unanimous choice as National Coach of the Year in 1990.

## NATIONAL COACH OF THE YEAR

**William Alexander, 1942**

*AFCA*

**Bobby Dodd, 1952**

*New York Daily News*

**Bobby Ross, 1990**

*Kodak/AFCA, UPI, Walter Camp, Bobby Dodd Award, Bear Bryant Award/FWAA, Chevrolet/CBS-TV, The Sporting News, Football News, Scripps-Howard*

**George O'Leary, 2000**

*Bobby Dodd Award*



## BROYLES AWARD

### Assistant Coach

1998 Ralph Friedgen (Finalist)

1999 RALPH FRIEDGEN (WINNER)

## MAXWELL AWARD

1999 Joe Hamilton, QB (Finalist)

## JOHNNY UNITAS AWARD

### Senior Quarterback

1992 Shawn Jones (Finalist)

1999 Joe Hamilton (Finalist)

## DAVEY O'BRIEN NATIONAL QUARTERBACK AWARD

### Quarterback

1992 Shawn Jones (Finalist)

1999 JOE HAMILTON (WINNER)

## JIM THORPE AWARD

### Defensive Back

1989 Ken Swilling (6th)

1990 Ken Swilling (Finalist/3rd)

1991 Willie Clay (Semifinalist)

2003 James Butler (Semifinalist)

## BUTKUS AWARD

### Linebacker

1991 Marco Coleman (Finalist)

## HEISMAN TROPHY

1942 Clint Castleberry, HB (3rd)

1943 Eddie Prokop, HB (5th)

1962 Billy Lothridge, QB (8th)

1963 Billy Lothridge, QB (2nd)

1966 Lenny Snow, TB (14th)

1978 Eddie Lee Ivery, TB (8th)

1999 Joe Hamilton, QB (2nd)

## LOMBARDI AWARD

### Lineman

1970 Rock Perdoni (Finalist)

1992 Coleman Rudolph (Semifinalist)

## OUTLAND TROPHY

### Lineman

1998 Craig Page, C (Finalist)

## DAVE RIMINGTON TROPHY

### Center

2003 Hugh Reilly, C (Finalist)

## BILETNIKOFF AWARD

### Receiver

1998 Dez White (Semifinalist)

1999 Dez White (Semifinalist)

## LOU GROZA AWARD

### Placekicker

1992 Scott Sisson (Finalist)

2000 Luke Manget (Semifinalist)

## MOSI TATUPU AWARD

### Special Teams

1997 Rodney Williams (Finalist)

1998 Rodney Williams (Finalist)

2001 Kelly Campbell (Finalist)

## PRESEASON ALL-AMERICA

### by Playboy Magazine

1962 Dave Watson, G

1970 Rock Perdoni, DL

1974 Randy Rhino, DB

1976 Leo Tierney, C

1977 Lucius Sanford, LB

1987 Riccardo Ingram, DB

1991 Ken Swilling, DB

Marco Coleman, OLB

2002 Dan Dyke, P (scholar-athlete)

## NATIONAL PLAYER OF THE WEEK

### by Sports Illustrated magazine


Kim King, QB.....Tennessee (10-8-66)

John Davis, T.....Clemson (10-29-84)

Andre Thomas, DB.....S. Carolina (10-15-88)

Ken Swilling, DB.....Clemson (10-13-89)

# ACADEMIC ALL-AMERICA



**DAN DYKE** was a four-time Verizon Academic All-America who received an NCAA Postgraduate Scholarship.

**STEVE RAIBLE**, a former Tech and NFL standout, received the NCAA Silver Anniversary Award for 2000.



## CoSIDA ACADEMIC ALL-AMERICA

*Chosen by College Sports Information Directors of America*

### 1952

Ed Gossage, G  
George Morris, LB  
Cecil Trainer, E

### 1954

John Hunsinger, FB

### 1955

Wade Mitchell, QB

### 1956

Allen Ecker, G

### 1966

Jim Breland, C  
W.J. Blane, LB  
Bill Eastman, DB

### 1967

Bill Eastman, DB

### 1980

Sheldon Fox, LB

### 1982

Ellis Gardner, T

### 1989

Stefen Scotton, FB (2nd)

### 1990

Stefen Scotton, FB (1st)

### 1999

Dan Dyke, P (1st)

### 2000

Dan Dyke, P (1st)

### 2001

Dan Dyke, P (1st)

### 2002

Dan Dyke, P (1st)

## ACADEMIC ALL-DISTRICT III

*Georgia, Florida, North Carolina, South Carolina & Virginia*

### 1995

Grant Baynham, TE

### 1996

Grant Baynham, TE  
Dave Frakes, K

### 1997

Dave Frakes, K

### 1999

Dan Dyke, P

### 2000

Dan Dyke, P

### 2001

Dan Dyke, P

### 2002

Dan Dyke, P  
Jeremy Muyres, DB

### 2003

Hal Higgins, P

## CoSIDA Academic All-America Hall of Fame

### WADE MITCHELL Inducted in 1996

*The Verizon Academic All-America Hall of Fame recognizes former Academic All-America student-athletes who graduated at least 10 years ago and have gone on to great success after athletics. Wade Mitchell became the first Georgia Tech graduate to be inducted in 1996. An Academic All-America in 1955, the former standout quarterback and safety went on to become a prominent Atlanta banking executive.*



## NCAA Silver Anniversary Award

1980 ..... Larry Morris (1955)  
2000 ..... Steve Raible (1975)

## NCAA Postgraduate Scholars

1968 ..... Bill Eastman  
1975 ..... James Robinson  
1981 ..... Sheldon Fox  
1983 ..... Ellis Gardner  
1986 ..... John Ivmeyer  
2002 ..... Dan Dyke

## National Football Foundation Scholars

1968 ..... Bill Eastman  
1980 ..... Sheldon Fox



# HALL OF FAME

## NATIONAL FOOTBALL FOUNDATION COLLEGE FOOTBALL HALL OF FAME

Name (Year Elected) .....	At Tech
William A. Alexander, Coach (1951) .....	1920-1944
Maxie Baughan, Center (1988) .....	1957-1959
Ray Beck, Guard (1997) .....	1949-1951
Bobby Davis, Tackle (1978) .....	1945-1947
Bobby Dodd, Coach (1993*) .....	1945-1966
Bill Fincher, End-Tackle .....	1918-1921
Buck Flowers, Halfback (1955) .....	1918-1921
George Gardner, College Football Official .....	1933-1948
Bobby Gaston, College Football Official (1996) .....	1943
Joe Guyon, Halfback-Tackle (1971) .....	1917-1918
John W. Heisman, Coach (1954) .....	1904-1919
George Morris, Linebacker (1981) .....	1950-1952
Larry Morris, Center-Linebacker (1992) .....	1951-1954
Randy Rhino, Defensive Back (2002) .....	1972-1974
Peter Pund, Center (1963) .....	1926-1928
Everett Strupper, Halfback (1972) .....	1915-1917

\* Elected as a player in 1959

## HELMS FOOTBALL HALL OF FAME

John W. Heisman, Coach .....	1904-1919
William A. Alexander, Coach .....	1920-1944
Bobby Dodd, Coach .....	1945-1966
Ned West, Sports Information Director .....	1952-1976
Walker Carpenter, Tackle .....	1915-1917
Everett Strupper, Halfback .....	1915-1917
Bill Fincher, End-Tackle .....	1918-1920
Don Stephenson, Center .....	1955-1957

**FAME TRIO:** Three former Tech standouts were inducted into the State of Georgia Sports Hall of Fame in 2004: (clockwise) Pepper Rodgers, Pat Swilling and Wade Mitchell.



## BOBBY DODD

**Georgia Tech  
Head Coach  
1945-1966**



Georgia Tech's legendary coach Bobby Dodd was inducted posthumously into the College Football Hall of Fame in December of 1993. Also in the Hall of Fame for his playing career at Tennessee, Dodd and Amos Alonzo Stagg are the only inductees enshrined as both player and coach.




**HALL OF FAME:** Randy Rhino (with George Morris, left, and Director of Athletics Dave Braine, right), Tech's only three-time, first-team all-America, was the 16th Yellow Jacket to be inducted into the College Football Hall of Fame with his selection in the Class of 2002.

# TECH HALL OF FAME

## PLAYERS

**Name, Pos., Last Yr, ..... Yr Inducted**

Taz Anderson, E, 1960.....	1982
D.L. "Red" Barron, HB, 1922*.....	1959
Maxie Baughan, C, 1959*.....	1965
Ray Beck, G, 1953*.....	1956
Don Bessillieu, DB, 1978.....	1986
Watkins J. Blaine, LB, 1966.....	1991
Bob Bossons, C, 1950.....	1968
Dinky Bowen, HB, 1949.....	1974
Jim Breland, C, 1967.....	1978
George Brodnax, E, 1949*.....	1964
Franklin Brooks, G, 1957.....	1970
J.L. Brooks, G, 1939.....	1975
Lob Brown, T-E, 1905.....	1966
Pete Brown, C, 1952*.....	1974
Frank Broyles, QB-HB, 1946*.....	1960
Gerry Bussell, DB, 1964.....	1986
Walker Carpenter, T, 1918.....	1965
Clint Castleberry, HB, 1942*.....	1956
N.M. "Hawk" Cavette, G-P, 1941.....	1972
Jack Chivington, C, 1939.....	1977
Lewis "Automobile" Clark, FB, 1905.....	1961
Willie Clay, CB, 1991.....	2002
Marco Coleman, DE, 1991.....	2001
Tom Coleman, Jr, T, 1949.....	2001
Darrell Crawford, QB, 1953.....	1975
Brent Cunningham, HB, 1971.....	1982
Bill Curry, C, 1964*.....	1969
Bobby Davis, T, 1947*.....	1956
J.W. "Twenty Percent" Davis, FB, 1909.....	1958
Oscar Davis, G, 1922.....	1964
Ted Davis, E, 1963.....	1980
John Davis, T, 1986.....	1991
W.A. "Wink" Davis, HB, 1933.....	1986
A.M. "Bum" Day, C, 1918.....	1984
Craig Day, E, 1905.....	1962
John Dewberry, QB, 1985.....	1992
Raleigh Drennon, G, 1929.....	1975
Paul Duke, C, 1946*.....	1963
Bill Eastman, DB, 1967.....	1985
Allen Ecker, G, 1957.....	1978
Howard Ector, FB-QB, 1939.....	1960
Pete Ferris, E, 1951.....	1980
K.J. "Wooch" Fielder, HB, 1914.....	1961
Bill Fincher, E-T, 1920*.....	1956
Middleton FitzSimmons, G, 1937.....	1974
Buck Flowers, HB, 1920*.....	1956
Jeff Ford, DB, 1971.....	1983
George Gardner, E, 1925*.....	1965
Smylie Gebhart, E, 1971.....	1980
Roy Goree, E, 1912.....	1976
Johnny Gresham, HB, 1965.....	1978
Rufus Guthrie, G, 1963*.....	1971
Joe Guyon, HB, 1918*.....	1956
Henry Hair, E, 1954.....	1975
Leon Hardeman, HB, 1953*.....	1961
Harvey Hardy, G, 1943.....	1968
Judy Harlan, FB, 1921.....	1960
Joe Harris, LB, 1974.....	2000
Bill Healy, G, 1949*.....	1956
Bunky Henry, K, 1966.....	1984
Sam Hensley, E, 1954.....	1971
Harrison Hightower, HB, 1909.....	1970
Albert Hill, QB, 1917.....	1966
Drew Hill, WR, 1978.....	1998
John Hunsinger, RB, 1954.....	1996
Riccardo Ingram, FS, 1987.....	1995
Bob Ison, E, 1940.....	1956
Eddie Lee Ivery, HB, 1978.....	1983



**RAY BECK** is in the College Football, State of Georgia, and Georgia Tech Halls of Fame,

Ed Jones, E, 1937.....	1971
Tom Jones, E, 1931.....	1975
Bill Jordan, E, 1938.....	1956
Jimmy Jordan, HB, 1949.....	1971
Mike Kelley, QB, 1981.....	1991
Kim King, QB, 1968*.....	1978
M.J. "Dutch" Konemann, HB, 1936.....	1969
Robert Lavette, RB, 1984.....	1990
C.D. LeBey, G, 1921.....	1979
Al Loeb, C, 1914.....	1959
Billy Lothridge, QB, 1963*.....	1969
David Lutz, OL, 1982.....	2003
Vance Maree, T, 1931.....	1971
Billy Martin, E, 1964.....	1969
Buck Martin, E, 1953.....	1970
George Mathews, HB, 1947*.....	1973
Jerry Mays, RB, 1989.....	1997
Eddie McAshan, QB, 1972.....	1995
Jack McDonough, QB, 1923.....	1962
Pat McHugh, HB, 1946.....	1973
Gus Merkle, E, 1926.....	1972
Hal Miller, T, 1953*.....	1964
Wade Mitchell, QB, 1956 *.....	1976
Walter Mitchell, E, 1923.....	1968
Warner Mizell, HB, 1929.....	1974
Bobby Moorhead, DB, 1952.....	1971
George Morris, C, 1952*.....	1956
Larry Morris, C, 1954*.....	1959
Buck Murphy, QB-LB, 1939.....	1972
Jerry Nabors, E, 1957.....	1986
H.C. "Monk" Neblett, C, 1932.....	1974
Ken Owen, FB, 1957.....	1979
Pat Patterson, T, 1912.....	1977
James "Red" Patton, 1950.....	2002
Renso "Rock" Perdoni, T, 1970.....	1979
George Phillips, C, 1919*.....	1968
Jack Phillips, FB, 1934.....	1979
Jerry Priestley, QB, 1965.....	1982
Eddie Prokop, HB, 1943.....	1969
H.R. "Peter" Pund, C, 1928*.....	1958
Randy Rhino, DB, 1974*.....	1981
L.W. "Chip" Robert, HB, 1908*.....	1959
Jimmy Robinson, E, 1974.....	1981
Franklin "Pepper" Rodgers, QB, 1953 *.....	1970
Ted Roof, LB, 1985.....	1998
Paul Rotenberry, HB, 1956.....	1962

Lucius Sanford, LB, 1977.....	1985
Billy Shaw, T, 1960*.....	1979
Billy Shields, T, 1974.....	1985
John Sias, E, 1968.....	1982
David Sims, HB, 1976.....	1984
Scott Sisson, PK, 1992.....	2003
Fletcher Sims, HB, 1937.....	1968
Jim Slocum, E, 1933.....	1979
George Smith, E, 1938.....	1979
Lenny Snow, HB, 1967.....	1976
Lum Snyder, T, 1952.....	1968
Jimmy Southard, QB, 1949.....	1994
Frank Spear, T, 1930.....	1971
Tommy Spence, FB, 1917.....	1976
Larry Stallings, T, 1962.....	1979
Albert Staton, E-T, 1922*.....	1963
John Staton, E, 1924.....	1965
John Steber, G, 1946.....	1975
Don Stephenson, C, 1957*.....	1966
Everett "Strup" Strupper, HB, 1917*.....	1956
Ken Swilling, FS, 1991.....	2001
Pat Swilling, DE, 1985 *.....	1991
Bill Teas, HB, 1954.....	1963
Mack Tharpe, T, 1926.....	1961
Bob Tharpe, T, 1934.....	1966
J.G. "Stumpy" Thomason, HB, 1928.....	1958
Jesse Thrash, T, 1903.....	1962
Phil Tinsley, E, 1946.....	1970
Glenn Turner, FB, 1953.....	1977
Orville Vereen, G, 1955.....	1977
Reggie Wilkes, DE, 1977.....	1989
Dave Watson, G, 1963.....	1980
Lamar Wheat, T, 1953.....	1968
Pee Wee Williams, T, 1934.....	na
Dr. Sid Williams, 1951.....	1999
Charlie Wood, T, 1940.....	1973
Doug Wycoff, FB, 1925*.....	1956

## COACHES

Gen. Leonard Wood, 1893-1894.....	1964
John W. Heisman, 1904-1919*.....	1964
William A. Alexander, 1920-1944*.....	1963
R.L. "Bobby" Dodd, 1945-1966*.....	1967

## TRAINERS

H.L. "Buck" Andel, 1948-68.....	1968
---------------------------------	------

## STUDENT MANAGERS

Frank Peeples, 1949.....	1979
Ted Arno, 1948.....	1982
L. Massey Clarkson, Jr, 1949.....	1979
Charles E. Reeves, 1959.....	1981
Hiram C. Allen III, 1951.....	1985

## STUDENT TRAINERS

John Van Houten, 1959.....	1979
Sam F. "Bo" Burke, Jr, 1968.....	1984
Edward P. West, Jr, 1972.....	1986
Charles R. LaVallee, 1968.....	1986
Tommy Roberts, 1980.....	1990

## SPORTS INFORMATION

Ned West, 1952-1976.....	1976
--------------------------	------

## HONORARY

Al Ciraldo, "Voice of the Rambling Wreck"	
---	--

\* Member of State of Georgia Sports Hall of Fame





## ACC 50TH ANNIVERSARY TEAM

*Selected in 2002*

**Marco Coleman**  
**Joe Hamilton**  
**Ken Swilling**

### 1982

Robert Lavette, TB

### 1984

John Dewberry, QB  
Tony Kepano, G (AP)  
Robert Lavette, TB  
Ken Whisenhunt, TE

### 1985

Cleve Pounds, DB  
Ted Roof, LB  
Pat Swilling, DE

### 1986

Kyle Ambrose, DT  
John Davis, C  
Riccardo Ingram, DB

### 1988

Cedric Stallworth, DB  
Willis Crockett, LB

### 1989 \*

Jerry Mays, RB (AP-1st; UPI-1st)  
Eric Thomas, LB (AP-1st; UPI-1st)  
Ken Swilling, DB (AP-1st; UPI-1st)  
Darryl Jenkins, T (AP-2nd)  
Willie Burks, DT (AP-2nd)

### 1990

Ken Swilling, FS (1st)  
Calvin Tiggie, ILB (1st)  
Willie Clay, CB (1st)  
Joe Siffri, G (1st)  
Marco Coleman, OLB (1st)  
Tom Covington, TE (2nd)  
Emmett Merchant, WR (2nd)  
Jeremiah McClary, DT (2nd)  
Shawn Jones, QB (2nd)  
Darryl Jenkins, T (2nd)

*\* The AP all-ACC squad is the official all-ACC team, selected by the Atlantic Coast Sportswriters Association. In 1989, the UPI squad (first-team only) was selected by the ACC head coaches.*

### 1991

Willie Clay, CB (1st)  
Marco Coleman, OLB (1st)  
Mike Mooney, T (1st)  
Coleman Rudolph, DT (1st)  
Shawn Jones, QB (2nd)  
Greg Lester, FL (2nd)  
Jerrelle Williams, ILB (2nd)

### 1992

Coleman Rudolph, DT (1st)  
Scott Sisson, K (1st)

### 1993

Dorsey Levens, RB (1st)  
Jamal Cox, ILB (2nd)  
William Bell, RB (3rd)  
Brian Bravy, G (3rd)  
Michael Cheever, C (3rd)

### 1994

Jason Bender (1st)  
Jamal Cox, ILB (2nd)  
Brian Bravy, G (2nd)  
Lethon Flowers, CB (2nd)

### 1995

Michael Cheever, C (2nd)  
Al Jackson, NG (2nd)  
Nathan Perryman, CB (2nd)  
Ron Rogers, ILB (2nd)  
C.J. Williams, TB (2nd)

### 1996



Curtis McGee, T (1st)  
Harvey Middleton, FL (1st)  
Nathan Perryman, CB (2nd)

### 1997

Rodney Williams, P (1st)  
Keith Brooking, LB (2nd)  
Ken Celaj, T (2nd)  
Ralph Hughes, DE (2nd)

### 1998

Joe Hamilton, QB (1st)  
Craig Page, C (1st)  
Rodney Williams, P (1st)  
Jason Burks, G (2nd)



**HIGH FIVE:** Georgia Tech led all schools with five first-team all-ACC selections in 2004, plus Rookie of the Year Reggie Ball. Clockwise from top left: Hugh Reilly (above right), James Butler, P.J. Daniels, Eric Henderson, Keyaron Fox (above left), Ball.



Charlie Rogers, SP (2nd)  
Jesse Tarplin, DE (2nd)  
Travares Tillman, FS (2nd)  
Dez White, SE (2nd)

### 1999

Joe Hamilton, QB (1st)  
Jon Carman, T (1st)  
Kelly Campbell, FL (1st)  
Jason Burks, G (2nd)  
Travares Tillman, FS (2nd)  
Dez White, SE (2nd)

### 2000

Chris Brown, T (1st)  
Greg Gathers, DE (1st)  
Brent Key, G (1st)  
Luke Manget, PK (1st)  
Kelly Campbell, WR/SP (2nd)  
George Godsey, QB (2nd)  
Jeremy Muyres, DB (2nd)  
Nick Rogers, DE (2nd)

### 2001

Joe Burns, RB (1st)  
Kelly Campbell, WR (1st)  
Nat Dorsey, T (1st)  
Greg Gathers, DE (1st)  
Luke Manget, PK (1st)  
Kelley Rhino, SP (1st)  
Jeremy Muyres, DB (2nd)  
Nick Rogers, DE (2nd)

### 2002

Jeremy Muyres, DB (1st)  
Nat Dorsey, T (2nd)  
Luke Manget, PK (2nd)  
Kerry Watkins, WR (2nd)  
Recardo Wimbush, LB (2nd)

### 2003

James Butler, FS (1st)  
P.J. Daniels, RB (1st)  
Keyaron Fox, LB (1st)  
Eric Henderson, DE (1st)  
Hugh Reilly, C (1st)  
Jonathan Smith, WR (2nd)



# ACADEMIC ALL-ACC

## 1980

Ellis Gardner, T  
Mark Schultz, C  
Mark Bradley, NG  
Sheldon Fox, LB

## 1981

Ellis Gardner, T  
Mark Sheffield, S

## 1982

Ellis Gardner, T  
Sam Kelly, DE  
Eddie Fortier, FB

## 1983

John Ivmeyer, T  
Rob Horton, LB  
Mike Martin, LB

## 1984

John Dewberry, QB  
Sam Bracken, G  
Paul Menegazzi, DB  
Chuck Easley, FB  
Tony Kepano, G

## 1985

Sam Bracken, G  
John Dewberry, QB  
Chuck Easley, TB  
Andy Hearn, C  
John Ivmeyer, T

## 1986

Bart Jones, DB  
Steve Mullen, DE  
Cedric Stallworth, DB  
Jim Stradley, C  
Rick Strom, QB  
Mitch Waters, T

## 1987

Steve Mullen, DE  
Cedric Stallworth, DB  
Rick Strom, QB

## 1989


Steve Mullen, DT  
David Hicks, OLB  
Stefen Scotton, FB

## 1990

Stefen Scotton, FB  
Jay Martin, DB

## 1991

Jerrelle Williams, ILB



***JEREMY MUYRES** was named to the All-ACC first team as well as the Academic All-ACC team in 2002. He won the Jim Tatum Award as the top scholar among ACC senior football players.*

## 1992

Coleman Rudolph, DT

## 1994

Rodney Wilkerson, ILB

## 1995

Grant Baynham, TE  
Dave Frakes, K

## 1996

Dave Frakes, K

## 1998

Felipe Claybrooks, DE  
Mike Sheridan, SE  
Kofi Smith, CB

## 1999

Dan Dyke, P  
Travares Tillman, DB

## 2000

Felipe Claybrooks, DE  
Dan Dyke, P  
Jeremy Muyres, DB

## 2001

Dan Dyke, P  
George Godsey, QB  
Jeremy Muyres, DB  
Kelley Rhino, SP

## 2002

Dan Dyke, P  
Jeremy Muyres, DB  
Kelley Rhino, SP  
Luke Manget, PK  
Daryl Smith, LB

## 2003

James Butler, DB  
Nate Curry, WR  
P.J. Daniels, RB  
John Paul Foschi, TE  
Eric Henderson, DE  
Hal Higgins, P  
Chris Reis, DB  
Gerris Wilkinson, DE



**Joe Hamilton**



**Shawn Jones**



## ACC PLAYER OF THE YEAR

1999 ..... Joe Hamilton, QB

## ACC ROOKIE OF THE YEAR

1983 ..... Cory Collier, TB  
1985 ..... Jerry Mays, TB  
1989 ..... Shawn Jones, QB  
1991 ..... Jimmy Lincoln, RB  
2003 ..... Reggie Ball, QB

## ACC COACH OF THE YEAR

1985 ..... Bill Curry  
1990 ..... Bobby Ross  
1998 ..... George O'Leary  
2000 ..... George O'Leary

## JACOBS BLOCKING TROPHY

1998 ..... Craig Page, C

## BRIAN PICCOLO AWARD

*ACC's Most Courageous Player*

1989 ..... Jerry Mays, RB  
2000 ..... Ed Wilder, FB

## JIM TATUM AWARD

*ACC's Top Senior Scholar-Athlete*

2002 ..... Jeremy Muyres, FS


## ANTHONY J. McKEVLIN AWARD

*ACC Male Athlete of the Year*

1987 ..... Riccardo Ingram  
2000 ..... Joe Hamilton

## ACC WEAVER-JAMES-CORRIGAN POSTGRADUATE SCHOLARSHIP

1989 ..... Cedric Stallworth  
1996 ..... Grant Baynham  
1997 ..... Dave Frakes  
2002 ..... Dan Dyke  
2003 ..... Hal Higgins



**DEFENSIVE LINE STANDOUT** Renso "Rock" Perdoni was a finalist for the Lombardi Award in 1970.

## ALL-SOUTHEASTERN INDEPENDENT • 1968-1978

### 1968

John Sias, SE  
Joel Stevenson, TE  
Buck Shiver, LB  
Billy Kinard, DB

### 1969

Rock Perdoni, DT  
Jeff Ford, DB  
John Riggle, LB  
Joe Vitunic, OG

### 1970

Brent Cunningham, HB  
Bill Flowers, LB  
Jeff Ford, DB  
Richard Gardner, OG  
Rick Lantz, OT  
Rock Perdoni, DT

### 1971

Rick Lantz, OT  
Smylie Gebhart, DE  
Brad Bourne, DT  
Mike Oven, TE  
Jeff Ford, DB

### 1972

Randy Rhino, DB  
Jimmy Robinson, SE  
Rick Lantz, OT

### 1973

Randy Rhino, DB  
Mark Fields, TE  
Don Robinson, OG

### 1974

Joe Harris, LB  
Billy Shields, OT  
David Sims, RB  
Randy Rhino, DB

### 1975

Leo Tierney, C  
Mark Hunter, OG  
Steve Raible, TE  
Lucius Sanford, LB  
Rick Gibney, DT

### 1976

Leo Tierney, C  
Lucius Sanford, LB  
Reggie Wilkes, DE

### 1977

Lucius Sanford, LB

### 1978

Eddie Lee Ivery, RB

## ALL-SEC • 1933-1963

### 1933

Bob Tharpe, T (AP-1st)  
Jimmy Slocum, E (AP-2nd)  
Jack Phillips, FB (AP-2nd)  
Clyde Williams, T (AP-3rd)  
Dave Wilcox, G (AP-3rd)

### 1934

C.W. Williams, T (AP-2nd)  
Shorty Roberts, B (AP-3rd)

### 1935

J.M. FitzSimmons, G (AP-1st)  
Dutch Konemann, B (AP-3rd)

### 1936

Dutch Konemann, B (AP-1st)  
J.M. Fitzsimmons, G (AP-2nd)

### 1937

Bill Jordan, E (AP-1st)  
Fletcher Simms, B (AP-1st)  
Jack Chivington, C (AP-3rd)  
Dutch Konemann, B (AP-3rd)

### 1938

J.L. Brooks, G (AP-1st)  
Jack Chivington, C (AP-2nd)

### 1939

Bob Ison, E (AP-1st)  
Howard Ector, B (AP-2nd)  
Neil Cavette, G (AP-3rd)  
Buck Murphy, B (AP-3rd)

### 1940

Bob Ison, E (AP-2nd)  
Johnny Bosch, B (AP-3rd)

### 1941

Charles Sanders, T (AP-2nd)  
George Webb, E (AP-2nd)

### 1942

Harvey Hardy, G (AP-1st)  
Clint Castleberry, B (AP-1st)  
George Manning, C (AP-2nd)  
Jack Marshall, E (AP-3rd)

### 1943

Phil Tinsley, E (AP-1st)  
John Steber, G (AP-1st)  
Bill Chambers, T (AP-1st)  
Eddie Prokop, B (AP-1st)  
George Manning, C (AP-2nd)  
Frank Beall, G (AP-2nd)  
Walt Kilzer, E (AP-2nd)

Mickey Logan, B (AP-2nd)  
Jim Wilson, E (AP-3rd)  
W.N. Smith, T (AP-3rd)  
Charley Hoover, G (AP-3rd)  
Frank Broyles, B (AP-3rd)

### 1944

Phil Tinsley, E (AP-1st)  
Frank Broyles, E (AP-1st)  
Maurice Furchgott, G (AP-2nd)  
Allen Bowen, B (AP-2nd)  
Roland Phillips, G (AP-3rd)  
George Mathews, B (AP-3rd)

### 1945

Bobby Davis, T  
Paul Duke, C (AP-2nd)  
George Mathews, B (AP-2nd)  
George Hills, G (AP-3rd)  
Walt Kilzer, E (AP-3rd)

### 1946

Bobby Davis, T (AP-1st)  
Paul Duke, C (AP-1st)  
Frank Broyles, B (AP-1st)  
Bill Healy, G (AP-2nd)  
Pat McHugh, B (AP-3rd)

### 1947

Bobby Davis, T (AP-1st)  
Bill Healy, G (AP-1st)  
Louis Hook, C (AP-3rd)  
George Brodnax, E (AP-3rd)  
Allen Bowen, B (AP-3rd)

### 1948

Bill Healy, G (AP-1st)  
George Brodnax, E (AP-1st)  
Frank Ziegler, B (AP-2nd)  
Jim Vurgin, G (AP-3rd)  
Clay Matthews, T (AP-3rd)  
Bob McCoy (AP-3rd)

### 1949

Tom Coleman, T (AP-2nd)  
Jimmy Jordan, B (AP-2nd)  
Dick Harvin, E (AP-3rd)

### 1950

Bob Bossons, C (UPI-1st; AP-3rd)  
John Weigle, E (UPI-2nd; AP-3rd)  
Bobby North, B (AP-3rd)

### 1951

Lum Snyder, T (AP-1st)  
Darrell Crawford, QB (AP-1st;  
UPI-1st)



# ALL-CONFERENCE

## SEC COACH OF THE YEAR

**1939**

**William Alexander**  
(Nashville Banner)

**1951**

**Bobby Dodd (AP)**

Lamar Wheat, DT (AP-1st; UPI-1st)  
Ray Beck, G (AP-1st; UPI-1st)  
Buck Martin, E (AP-2nd; UPI-2nd)  
George Morris, LB (AP-2nd)  
Hal Miller, T (AP-3rd)  
Leon Hardeman, HB (AP-3rd; UPI-2nd)  
Larry Morris, LB (AP-3rd)

**1952**

Pete Brown, C (AP-1st; UPI-2nd)  
Hal Miller, T (AP-1st; UPI-2nd)  
Leon Hardeman, HB (AP-1st; UPI-1st)  
Sam Hensley, DE (AP-1st)  
Buck Martin, OE (AP-2nd; UPI-1st)  
George Morris, LB (AP-1st; UPI-1st)  
Larry Morris, LB (AP-1st; UPI-3rd)  
Bobby Moorhead, DB (AP-1st)  
Orville Vereen, G (AP-2nd; UPI-2nd)  
Jake Shoemaker, OG (AP-2nd)



**LEON HARDEMAN** was among the 15 players from Georgia Tech on the all-SEC squad in 1952.

Ed Gossage, G (AP-3rd; UPI-3rd)  
Jeff Knox, E (AP-3rd)  
Billy Teas, HB (AP-3rd)  
Bob Sherman, DT (AP-3rd)  
Charlie Brannon, DB (AP-3rd)

**1953**

Larry Morris, C (AP-1st; UPI-1st)  
Glen Turner, B (AP-1st; UPI-2nd)  
Bob Sherman, T (AP-2nd; UPI-3rd)  
Leon Hardeman, B (AP-2nd; UPI-2nd)  
Sam Hensley, E (AP-3rd; UPI-2nd)  
Billy Teas, B (AP-3rd; UPI-2nd)  
Glenn Turner, B (UPI-2nd)  
Orville Vereen, G (UPI-2nd)

**1954**

Larry Morris, C (AP-2nd; UPI-1st)  
Franklin Brooks, G (AP-1st; UPI-1st)  
Henry Hair, E (AP-1st; UPI-1st)  
Jimmy Thompson, B (AP-3rd; UPI-3rd)

**1955**

Franklin Brooks, G (AP-1st; UPI-1st)  
Henry Hair, E (UPI-1st)  
George Volkert, B (AP-2nd; UPI-3rd)  
Jimmy Morris, C (UPI-2nd)  
Carl Vereen, T (UPI-3rd)  
Wade Mitchell (UPI-3rd)



**BILLY MARTIN** teamed with quarterback Billy Lothridge to form a potent passing combo in 1963.

**1956**

Don Stephenson, C (AP-1st; UPI-1st)  
Ken Owen, B (AP-1st; UPI-3rd)  
Allen Ecker, G (AP-2nd; UPI-1st)  
Paul Rotenberry, B (AP-2nd; UPI-2nd)  
Carl Vereen, T (AP-3rd; UPI-2nd)  
Toppy Vann, B (AP-3rd)  
Jimmy Johnson, G (UPI-2nd)  
Wade Mitchell, QB (UPI-3rd)  
George Volkert, B (UPI-3rd)

**1957**

Don Stephenson, C (AP-1st; UPI-1st)  
Jerry Nabors, E (AP-2nd; UPI-2nd)

**1958**

Gerald Burch, T (AP-3rd)  
Maxie Baughan, C (AP-3rd)  
Floyd Faucette, B (AP-3rd)

**1959**

Maxie Baughan, C (AP-1st; UPI-2nd)  
Gerald Burch, T (UPI-2nd)  
Toby Deese, C (AP-2nd)  
Taz Anderson, B (AP-3rd)  
Billy Shaw, T (UPI-3rd)

**1960**

Billy Shaw, T (AP-1st; UPI-1st)  
Gerald Burch, T (AP-2nd; UPI-2nd)  
Billy Williamson, B (AP-2nd; UPI-2nd)  
Chick Graning, B (UPI-3rd)  
Ed Nutting, T (UPI-3rd)

**1961**

Dave Watson, G (AP-1st; UPI-1st)  
Harold Erickson, G (AP-2nd)  
Billy Williamson, B (AP-3rd; UPI-3rd)  
Rufus Guthrie, G (UPI-2nd)

**1962**


Rufus Guthrie, G (AP-1st; UPI-1st)  
Dave Watson, G (AP-3rd; UPI-1st)  
Billy Lothridge, QB (AP-1st; UPI-1st)  
Billy Martin, E (AP-2nd; UPI-1st)  
Larry Stallings, G (AP-3rd)  
Mike McNames, B (AP-3rd; UPI-3rd)  
Ted Davis, E (UPI-3rd)

**1963**

Billy Lothridge, QB (AP-1st; UPI-1st)  
Billy Martin, E (AP-1st; UPI-1st)  
Dave Simmons, C (AP-2nd)  
Ted Davis, E (UPI-3rd)



# ALL-CONFERENCE



**LARRY MORRIS**, an all-America and Hall of Famer, was named to the Quarter Century All-SEC team for 1950-74.

## ACADEMIC ALL-SEC

### 1954

Bill Sennett, E  
Wade Mitchell, QB

### 1955

Wade Mitchell, QB

### 1956

Allen Ecker, G  
Wade Mitchell, QB  
Dickie Mattison, FB

### 1957

Foster Watkins, G

### 1958

Floyd Faucette, HB

### 1959

Floyd Faucette, HB

### 1961

Larry Stallings, T

### 1962

Larry Stallings, T  
Frank Sexton, E  
Tom Ballard, T

## TOUCHDOWN CLUB OF ATLANTA

### SOUTHEAST AREA LINEMAN OF THE YEAR

1966 Jim Breland, C  
1970 Rock Perdoni, T  
1986 John Davis, OL  
1997 Keith Brooking, LB  
1998 Craig Page, C  
2000 Chris Brown, T

### SOUTHEAST AREA BACK OF THE YEAR

1978 Eddie Lee Ivery, TB  
1984 Robert Lavette, OB  
1985 Ted Roof, LB  
1988 Andre Thomas, DB  
1999 Joe Hamilton, QB

### SOUTHEAST AREA ALL-TIME TEAMS

#### 1869-1919

A.R. Buck Flowers, HB  
Joe Guyon, FB

#### 1920-1969

Bill Healy, G

## ALL-SOUTHERN CONFERENCE 1902-1932

### 1902

Jesse Thrash

### 1904

Lob Brown, T

### 1906

Lob Brown, E

### 1907

John Davis, T

### 1910

Pat Patterson, T

### 1911

Roy Goree, E

### 1914

Jim Senter, E

### 1915

Wooch Fielder, B  
Froggy Morrison, B  
Jim Senter, E

### 1916

Tommy Spense, B  
Everett Strupper, B  
Walker Carpenter, T  
Bob Lang, G  
Pup Phillips, C

### 1917

Albert Hill, B  
Everett Strupper, B  
Joe Guyon, B  
Shorty Guill, E  
Bill Fincher, E  
Walker Carpenter, T  
Pup Phillips, C

### 1919

Judy Harlan, B  
Buck Flowers, B  
Red Barron, B  
Albert Staton, E  
Dummy LeBey, G  
Pup Phillips, C

### 1920

Buck Flowers, B  
Red Barron, B  
John Staton, E  
Bill Fincher, E

### 1921

Judy Harlan, B  
Red Barron, B  
Albert Staton, T

### 1922

Red Barron, B  
Oscar Davis, G  
Claire Frye, C

### 1923

Doug Wycoff, B  
John Staton, E

### 1924

Doug Wycoff, B  
Walter Godwin, G

### 1925

Doug Wycoff, B  
Walter Godwin, G  
Owen Poole, C  
Mack Tharpe, T

### 1927

Stumpy Thomason, B  
Peter Pund, C  
Frank Speer, T  
Ed Crowley, E

### 1928

Warner Mizell, B  
Raleigh Drennon, G  
Peter Pund, C  
Frank Speer, T  
Ken Thrash, T  
Stumpy Thomason, B  
Tom Jones, E

### 1930

Vance Maree, T

### 1932

Monk Neblett, C

### SEC PLAYER OF THE YEAR

1939 Howard Ector, HB  
1943 Eddie Prokop, HB  
1944 Frank Broyles, QB

### SEC BACK OF THE YEAR

1963 Billy Lothridge, QB

### SEC LINEMAN OF THE YEAR

1945 Paul Duke, C  
1946 Paul Duke, C  
1947 Bobby Davis, T  
1948 Bill Healy, G  
1950 Bob Bossons, C  
1951 Lum Snyder, T  
1952 George Morris, C  
1954 Larry Morris, C  
1955 Franklin Brooks, G  
1959 Maxie Baughan, C

### QUARTER CENTURY ALL-SEC TEAM

#### 1950-1974

Larry Morris, LB

### BIRMINGHAM QUARTERBACK CLUB

### SEC MOST VALUABLE PLAYER

1948 Bill Healy, L  
1951 Ray Beck, L  
1952 George Morris, L  
1960 Billy Shaw, L

### JACOBS AWARD - SEC OUTSTANDING BLOCKER

1943 John Steber

# ALL-TIME TEAMS

## JOHN HEISMAN ERA 1904-1919

**Ends:** Jim Senter, 1915; Albert Staton, 1921  
**Tackles:** Walker Carpenter, 1917; Bill Fincher, 1920  
**Guards:** Bob Land, 1916; C.C. LeBey, 1919  
**Center:** Pup Phillips, 1919  
**Backs:** Tommy Spence, 1916; Everett Strupper, 1917; Albert Hill, 1917; Joe Guyon, 1918


## WILLIAM ALEXANDER ERA, 1920-1944

**Ends:** Bill Jordan, 1937; Bob Ison, 1939  
**Tackles:** Frank Speer, 1928; Vance Maree, 1930  
**Guards:** Oscar Davis, 1922; Harvey Hardy, 1942  
**Center:** Peter Pund, 1928  
**Backs:** Buck Flowers, 1920; Red Barron, 1922; Doug Wycoff, 1925; Stumpy Thomason, 1928


## BOBBY DODD ERA 1945-1966

### Offense

**Ends:** Buck Martin, 1952; Henry Hair, 1954  
**Tackles:** Hal Miller, 1952; Lum Snyder, 1951  
**Guards:** Ray Beck, 1951; Billy Shaw, 1960  
**Center:** Bill Curry, 1964  
**Quarterback:** Billy Lothridge, 1963  
**Halfbacks:** Leon Hardeman, 1953; Lenny Snow, 1966  
**Fullback:** Ken Owen, 1956  
**Placekickers:** Pepper Rodgers, 1953; Bunky Henry, 1966



**Rufus Guthrie**



**Bill Curry**

**LINEBACKER LUCIUS SANFORD** (near right) and cornerback Reginald Rutland are two of the defenders on Georgia Tech's All-Time Team, which was selected in conjunction with the Institute's 1992 football centennial.

### Defense

**Ends:** Ted Davis, 1963; Sam Hensley, 1953  
**Tackles:** Bobby Davis, 1947; Larry Stallings, 1962  
**Middle Guard:** Bill Healy, 1948  
**Linebackers:** George Morris, 1952; Maxie Baughan, 1959; Larry Morris, 1954  
**Halfbacks:** Paul Rotenberry, 1956; Bobby Moorhead, 1952  
**Safety:** Wade Mitchell, 1956  
**Punter:** Billy Lothridge, 1963


## CARSON-FULCHER-RODGERS ERA, 1967-79

### Offense

**Ends:** John Sias, 1970; Jimmy Robinson, 1974  
**Tackles:** Rick Lantz, 1972; Billy Shields, 1974  
**Guards:** Joe Vitunic, 1969; Mark Hunter, 1975  
**Center:** Leo Tierney, 1976  
**Tight End:** Steve Raible, 1975  
**Quarterback:** Kim King, 1967  
**Running Backs:** David Sims, 1976; Eddie Lee Ivery, 1978  
**Placekicker:** Johnny Smith, 1980

### Defense

**Ends:** Mylie Gebhart, 1971; Reggie Wilkes, 1977  
**Tackles:** Rock Perdoni, 1970; Rick Gibney, 1975  
**Linebackers:** Randall Edmunds, 1967; Lucius Sanford, 1977; Al Richardson, 1979  
**Defensive Backs:** Randy Rhino, 1974; Jeff Ford, 1971; Bill Eastman, 1967; Bill Kinard, 1968  
**Punter:** Tommy Chapman, 1968




## GEORGIA TECH'S ALL-TIME TEAM

### Selected in 1991 by Fan Balloting

#### Head Coach:

Bobby Dodd (1945-66)

- RB** Eddie Lee Ivery, 1978  
Robert Lavette, 1984
- QB** Billy Lothridge, 1963
- C** Bill Curry, 1964
- G** Rufus Guthrie, 1962  
Billy Shaw, 1960
- T** John Davis, 1986  
Kent Hill, 1978
- TE** Billy Martin, 1963
- WR** Drew Hill, 1978  
Jimmy Robinson, 1974
- K** Scott Sisson, 1992
- DL** Rock Perdoni, 1970  
Larry Stallings, 1962  
Pat Swilling, 1985
- LB** Maxie Baughan, 1959  
George Morris, 1952  
Larry Morris, 1954  
Lucius Sanford, 1977
- CB** Randy Rhino, 1974  
Reginald Rutland, 1986
- S** Don Bessillieu, 1978  
Ken Swilling, 1991
- P** Billy Lothridge, 1963



# CAREER STATISTICS



## DAVID BELL, K

### Athens, Ga.

- Ranks third in Tech history in career points by kicking with 172
- Led Tech in scoring in 1986
- Owns Tech records for field goal accuracy in a season

Kicking .....	G	PAT	Pct	FG	Pct	LP	Pts
1984 .....	11	33-33	1.000	13-15	.867	46	72
1985 .....	9	12-13	.923	8-11	.727	47	36
1986 .....	11	31-31	1.000	11-20	.550	55	64
Total .....	31	76-77	.987	32-46	.696	55	172



## WILLIAM BELL, RB

### Miami, Fla.

- One of only seven 2,000-yard rushers in Tech history, ranking seventh on career rushing list
- Leading rusher for Tech's 1990 national championship squad
- Played three years for Washington Redskins

Rushing .....	G	Att	Yds	Avg	TD	LP	Rec	Yds	TD	LP
1989 .....	9	17	102	6.0	0	14	1	2	0	2
1990 .....	10	161	891	5.5	5	52	13	159	2	78
1992 .....	9	74	281	3.8	2	24	6	38	0	12
1993 .....	11	166	752	4.5	7	26	9	47	0	12
Total .....	39	418	2,026	4.8	14	52	29	246	2	78

Note: Redshirted in 1991



## JASON BENDER, P

### Pittsburgh, Pa.

- Third-team all-America, 1994
- All-ACC first team, 1994
- Tech's fourth-best career punting average (40.92)
- 45.5-yard average in 1994 was the school record until broken by Rodney Williams

Punting .....	G	Punts	Yards	LP	Avg
1991 .....	12	45	1,780	60	39.6
1992 .....	10	58	2,228	56	38.4
1993 .....	11	46	1,837	59	39.9
1994 .....	11	55	2,503	62	45.5
Total .....	44	204	8,348	62	40.9



## DON BESSILLIEU, DB

### Columbus, Ga.

- First-team all-America, 1978 (*The Sporting News*)
- Fifth-round draft pick by the Miami Dolphins in 1979 who played professionally from 1979-86
- Georgia Tech Hall of Fame, 1986

Tackles .....	P-A	Total	FC	FR	Int	PB
1975 .....		34	0	0	2	3
1976 .....	52-28	80	0	3	2	2
1977 .....	19-8	27	0	0	1	3
1978 .....	33-18	51	1	0	0	3
Total .....		192	1	3	5	11



## KEITH BROOKING, LB

### Senoia, Ga.

- Tech's all-time leading tackler
- All-ACC second-team, 1997
- Led ACC in tackles in 1995
- First-round draft pick by Atlanta Falcons in 1998 (12th pick)

Tackles ....	G-GS	P-A	Tot	TFL	Sck	FC	FR	Int	PB	PR
1994 .....	11-3	31-12	43	4-9	0	1	1	0	1	1
1995 .....	11-11	76-70	146	4-14	0.5-2	0	3	0	3	5
1996 .....	11-11	92-55	147	4-13	3-24	1	2	1-0	6	6
1997 .....	11-11	79-52	131	8-19	2-23	0	1	2-25	3	8
Total .....	44-36	278-189	467	20-55	5.5-49	2	7	3-25	13	20




## JOE BURNS, RB

### Thomasville, Ga.

- First-team all-ACC in 2001, when he became just the fifth 1,000-yard rusher in school history
- Tech's leading rusher in 1998, 2000 and 2001
- Ranks fourth on Tech's career rushing list and fourth on career scoring list
- Ranks second in TDs scored and TDs rushing
- Entering his third NFL season with Buffalo

Year .....	G	Rush	Yds	Avg	TD	LP	Rec	Yds	TD	LP	KR	All-P
1998 .....	11	98	474	4.8	5	54	13	94	0	14	130	698
1999 .....	2	14	87	6.2	0	14	7	96	1	40	0	183
2000 .....	11	220	908	4.1	12	51	26	242	1	51	21	1,171
2001 .....	12	282	1,165	4.1	14	51	28	249	1	60	43	1,457
Total .....	36	614	2,634	4.3	31	54	74	681	3	60	194	3,509



## KELLY CAMPBELL, WR

### Atlanta, Ga.

- Tech's career leader in receptions, receiving yards and receiving touchdowns
- Also owns Tech season records for touchdowns receiving
- Tech's only three-time all-ACC selection; first-team in 1999 & 2001 and second-team in 2000
- Ranks third in career all-purpose yards and fourth in touchdowns scored
- Led Tech in receiving, 1999-00-01
- Entering his third NFL season with the Minnesota Vikings

Year .....	G	Rec	Yds	Avg	TD	LP	Rush	Yds	TD	LP
1998 .....	10	11	131	11.9	1	55	1	12	0	12
1999 .....	11	69	1,105	16.0	10	59	4	41	1	17
2000 .....	11	59	963	16.3	10	53	4	87	2	50
2001 .....	9	56	708	12.6	3	72	4	12	0	17
Total .....	41	195	2,907	14.9	24	72	13	152	3	50

All-Purpose .....	KR	Yds	Avg	TD	LP	Ply	All-P	TD	PG
1998 .....	0	0	0.0	0	0	12	143	1	14.3
1999 .....	5	132	26.4	0	34	78	1,278	11	116.2
2000 .....	26	632	24.3	0	50	89	1,682	12	152.9
2001 .....	28	651	23.2	0	46	88	1,371	3	152.3
Total .....	59	1,415	24.0	0	50	267	4,474	27	109.1



# CAREER STATISTICS



## BRAD CHAMBERS, K

### Toccoa, Ga.

- Kicked game-winning, 35-yard field goal with 0:02 left to defeat Georgia (1998)
- Also kicked game-winner vs. Clemson, 1997
- Set a then-school record with 9 PAT vs. Wake Forest, 1998
- Ranks fifth in career points by kicking

Kicking .....	G	PAT	FG	LP	Pts
1995 .....	4	9-11	0-1	0	9
1996 .....	8	16-16	11-15	43	49
1997 .....	2	6-6	4-4	45	18
1998 .....	11	46-47	12-20	49	82
Total .....	25	77-80	27-40	49	158



## WILLIE CLAY, CB

### Pittsburgh, Pa.

- Second-team all-America, 1991
- First-team all-ACC, 1990-91
- Semifinalist for Thorpe Award, 1991
- Tech's career interceptions leader
- Drafted by Detroit Lions and played in NFL, 1992-99
- Georgia Tech Hall of Fame, 2002

Tackles .....	G	P-A	Total	TFL	FC	FR	Int	PB
1988 .....	11	15-3	18	0	0	0	0	2
1989 .....	11	35-20	55	1-2	1	0	4-116	8
1990 .....	11	31-24	55	2-4	0	2	3-82	14
1991 .....	12	28-17	45	1-1	1	1	9-66	11
Total .....	45	109-64	173	4-7	2	3	16-264	35

Punt Returns .....	G	No.	Yards	Avg	TD	LP
1988 .....	11	12	53	4.4	0	17
1989 .....	11	27	157	5.8	0	14
1990 .....	11	14	82	5.9	0	26
1991 .....	12	48	431	9.0	1	61
Total .....	45	101	723	7.2	1	61



## FELIPE CLAYBROOKS, DE

### Decatur, Ga.

- Honorable mention all-ACC, 2000
- Two-time academic all-ACC (1998, 2000)
- Finished his career in fourth place in Tech history in career tackles for loss and in third place in career sacks
- Now plays for the NFL's Cleveland Browns

Year.....	G	P-A	Tkl	TFL	Sck	FC	FR	Int	PB	PR
1997 .....	10	5-3	8	1-12	1-12	0	0	0	0	1
1998 .....	10	31-6	37	13-75	10-67	1	0	1-3	4	4
1999 .....	11	33-15	48	12-57	4-31	0	0	0	4	9
2000 .....	10	28-13	41	11-57	5-46	1	1-15	0	4	13
Totals .....	41	97-37	134	37-201	20-156	2	1-15	1-3	12	27



## MARCO COLEMAN, OLB

### Dayton, Ohio

- Two-time first-team all-America, 1990-91
- All-ACC first-team, 1990-91
- Finalist for Butkus Award, 1991
- Georgia Tech Hall of Fame, 2002
- First-round pick (12th) by Miami Dolphins in 1991; has played 12 seasons with five teams
- 2001 Pro Bowl selection with Washington

Tackles .....	G	P-A	Total	TFL	Sack	FC	FR	PR
1989 .....	11	43-20	63	10-48	5-41	2	1	10
1990 .....	11	48-33	81	18.5-77	12.5-59	1	0	19
1991 .....	11	39-28	67	21-90	10-62	0	1	15
Total .....	33	130-81	211	49.5-215	27.5-162	3	2	44



## CORY COLLIER, RB

### Columbus, Ga.

- 1983 ACC Rookie of the Year
- Tech's leading rusher in 1985
- Ranks 15th on Tech's career rushing list

Rushing .....	G	Att	Yds	Avg	TD	LP	Rec	Yds	TD	LP
1983 .....	10	79	442	5.6	4	42	7	20	0	7
1984 .....	4	36	99	2.7	0	9	0	0	0	0
1985 .....	10	139	606	4.4	6	32	13	69	1	14
1986 .....	11	103	443	4.3	2	28	14	133	1	18
Total .....	35	357	1590	4.5	12	32	34	222	2	18




## RONNY CONE, RB

### Statesboro, Ga.

- Tech's leading rusher in 1979
- Ranks ninth on Tech's career rushing list
- Redshirted in 1982

Rushing .....	G	Att	Yds	Avg	TD	LP	Rec	Yds	TD	LP
1979 .....	11	126	617	4.9	4	35	6	42	0	11
1980 .....	11	90	400	4.4	2	60	10	114	0	43
1981 .....	9	64	263	4.2	1	29	9	92	2	22
1983 .....	10	101	497	4.9	4	27	19	157	0	—
Total .....	41	381	1777	4.7	11	60	44	405	2	43



## JAMAL COX, LB

### Baltimore, Md.

- Two-time second-team all-ACC, 1993-94
- Led the ACC in tackles in 1994
- Ranks ninth in Tech history in career tackles

Tackles .....	G	P-A	Tot	TFL	Sck	FC	FR	Int	PB	PR
1991 .....	12-1	17-21	38	0	0	0	0	2-12	0	2
1992 .....	11-9	49-53	102	0	0	0	0	0	2	0
1993 .....	11-11	77-34	111	0	0	1	0	1-20	0	1
1994 .....	11-11	100-46	146	5-16	2-6	0	0	0	4	0
Total .....	45-32	243-154	397	5-16	2-6	1	0	3-32	6	3

# CAREER STATISTICS




## BRENT CUNNINGHAM, RB

### Eatonton, Ga.

- All-Southeastern Independent in 1970
- Tech's leading rusher in 1969 and 1970
- Ranks 18th on Tech's career rushing list
- Georgia Tech Hall of Fame, 1982

Rushing.....G	Att	Yds	Avg	TD	LP	Rec	Yds	TD	LP
1969.....7	118	459	4.0	1	38	6	52	1	23
1970.....9	144	740	5.1	5	69	13	128	2	20
1971.....11	84	247	2.9	1	28	22	172	1	18
Total.....27	346	1446	4.2	7	69	41	352	4	23



## DONNIE DAVIS, QB

### Burlington, N.C.

- First quarterback to rush and pass for 100 yards in same game, vs. Duke, 1995
- Ranks seventh in Tech history in career passing yards and eighth in total offense

Passing.....G-GS	Cmp-Att	Pct	Yds	TD	Int	Rtg
1992.....1-0	1- 2	.500	2	0	0	—
1993.....11-11	137-237	.578	1739	12	12	126.0
1994.....7-0	8- 16	.500	58	0	1	68.0
1995.....11-11	124-223	.556	1462	10	5	119.6
Total.....30-22	270-478	.565	3261	22	18	121.4

Rushing.....Att	Yds	Avg	TD	LP	Total	TDR
1992.....0	0	0.0	0	0	2	0
1993.....72	328	4.6	3	39	2067	15
1994.....8	31	3.9	1	17	89	1
1995.....96	390	4.1	3	36	1852	13
Total.....176	749	4.3	7	39	4010	29




## JOHN DEWBERRY, QB

### Alpharetta, Ga.

- All-ACC first team, 1984
- Academic All-ACC, 1984-85
- Owns the sixth-best career passing efficiency rating in Tech history and fifth most passing yards
- Led ACC in total offense (1984) and passing efficiency (1985)
- Georgia Tech Hall of Fame, 1992

Passing.....G-GS	Cmp-Att	Pct	Yds	TD	Int	Rtg
1983.....11	74-134	.552	790	8	6	115.5
1984.....11	126-206	.612	1846	10	11	144.4
1985.....11	110-193	.570	1557	8	10	128.1
Total.....33	310-533	.582	4193	26	27	125.5

Rushing.....Att	Yds	Avg	TD	LP	Total	TDR
1983.....68	223	3.3	5	66	1013	11
1984.....98	329	3.4	3	30	2175	14
1985.....106	78	0.7	1	15	1635	11
Total.....272	630	2.3	9	66	4823	36



## DAN DYKE, P

### Winter Springs, Fla.

- Four-time, first-team CoSIDA Academic All-America
- Four-time Academic All-ACC

Punting.....G	Punts	Yards	Avg	LP	Ret	Net	I20	TB
1999.....11	30	1,314	43.8	59	102	40.4	10	1
2000.....9	34	1,420	41.8	68	139	37.7	13	5
2001.....10	29	1,196	41.2	62	106	37.6	5	6
2002.....11	39	1,531	39.3	55	178	34.7	12	3
Total.....41	132	5,461	41.4	68	525	37.4	40	15



## KEYARON FOX, LB

### Atlanta, Ga.

- First-team all-ACC, 2003
- Led the ACC in tackles in 2003
- Ranks 12th on Tech's career tackles list
- Third-round draft pick by Kansas City, 2004

Tackles.....G	P-A	Tkl	TFL	Sck	FC	FR	Int	PB
2000.....8	22-12	34	1-2	0	0	1	0	1
2001.....12	60-35	95	8-38	2-20	1	0	0	4
2002.....12	49-43	92	13-37	3-18	1	1	1-35	7
2003.....13	79-76	155	18-60	4-43	4	0	0	3
Total.....45	210-166	376	40-137	9-81	6	2	1-35	15



## LETHON FLOWERS, CB

### Columbia, S.C.

- Second-team all-ACC, 1994
- Ranks fourth in Tech history in tackles by a defensive back
- Fifth-round draft pick by Pittsburgh, 1995

Tackles.....G	P-A	Total	TFL	FC	FR	Int	PB
1991.....12	21-6	27	0	0	1	0	1
1992.....10	53-27	80	4-13	0	0	1-25	2
1993.....11	36-20	56	0	0	0	0	2
1994.....11	48-27	75	2-4	0	0	2-33	5
Total.....44	158-80	238	6-17	0	1	3-58	10

Returns.....G	KR	Yds	Avg	TD	LP	PR	Yds	Avg	TD	LP
1991.....12	0	0	0.0	0	0	0	0	0.0	0	0
1992.....10	13	282	21.7	0	43	0	0	0.0	0	0
1993.....11	7	115	15.4	0	43	10	79	7.9	0	20
1994.....11	23	541	23.5	0	62	8	30	3.8	0	19
Total.....44	43	938	21.8	0	62	18	109	6.1	0	20




## WILL GLOVER, WR

### Tampa, Fla.

- Ranks fifth on Tech's career receiving list with 122 career catches
- Stands 11th in career receiving yards and 12th in touchdown catches

# CAREER STATISTICS

Year.....	G	Rec	Yds	Avg	TD	LP	Rush	KR	PR
1999 .....	11	4	50	12.5	1	19	2-7	4-79	0-0
2000 .....	10	29	286	9.9	2	26	1-7	0-0	7-64
2001 .....	10	42	546	13.0	3	65	3-4	0-0	0-0
2002 .....	13	47	434	9.2	3	27	4-10	0-0	1-(-1)
Total .....	44	122	1316	10.8	9	65	10-28	4-79	8-63



## GEORGE GODSEY, QB


### Tampa, Fla.

- All-ACC second team, 2000; Academic All-ACC, 2001
- MVP of 2001 Seattle Bowl
- Led the ACC in passing in 2001 and set Tech records with 3,085 yards and 249 completions
- Owns Tech single-game records with 486 yards passing and 39 completions

- Ranks third in Tech history in career passing yards, completions, TD passes, total offense and TDR

Passing.....	G-GS	Cmp-Att	Pct	Yds	TD	Int	Rtg
1998 .....	6-0	19- 8	.421	89	0	0	81.5
1999 .....	6-0	13- 5	.385	57	0	1	69.9
2000 .....	11-11	349-222	.636	2,906	23	6	151.9
2001 .....	12-12	384-249	.648	3,085	18	11	142.1
Total .....	35-23	765-484	.633	6,137	41	18	143.6

Rushing.....	Att	Yds	Avg	TD	LP	Total	TDR
1998 .....	6	-22	—	0	1	67	0
1999 .....	4	16	4.0	0	11	73	0
2000 .....	55	39	0.7	2	33	2,945	25
2001 .....	66	-45	—	4	17	3,040	22
Total .....	131	-12	—	6	33	6,125	47



## SEAN GREGORY, RB

### Homewood, Ill.

- Ranks 22nd in Tech history in career rushing yards
- Tech's leading rusher in 1999
- Team captain in 2001
- Had four 100-yard games

Year.....	G	Rsh	Yds	Avg	TD	LP	Rec	Yds	Avg	TD	LP	Ret
1998 .....	11	12	80	6.7	1	29	0	0	0.0	0	0	65
1999 .....	11	172	837	4.9	13	48	12	150	12.5	0	56	0
2000 .....	11	63	291	4.6	1	58	3	44	14.7	0	17	0
2001 .....	12	30	82	2.7	1	12	5	46	9.2	1	18	0
Total .....	45	277	1,290	4.7	16	58	20	240	12.0	1	56	65



**JOE AND GOOSE:** Quarterback Joe Hamilton (right) was the MVP of the 1997 Carquest Bowl and 1999 Gator Bowl, and his successor, George Godsey, was MVP of the 2001 Seattle Bowl.



## JOE HAMILTON, QB

### Alvin, S.C.

#### Heisman Trophy Runner-Up

- 1999 Heisman Trophy runner-up, equalling the highest finish by a Tech player
- 1999 consensus first-team all-America
- 1999 Davey O'Brien National Quarterback Award
- 1999 ACC Player of the Year and two-time first-team all-ACC (1998-99)
- 2000 McKevlin Award as ACC Athlete of the Year
- Helped Tech lead the nation in total offense and rank second in scoring in 1999
- Set Tech and ACC season records in 1999 for passing efficiency, total offense and TD responsibility and school records for passing yards and TD passes
- His 734 yards rushing in 1999 were most ever by a Division I-A quarterback with 3,000 yards passing
- Owns virtually every Tech passing record and finished his career as the ACC career leader in total offense, TD passes, TDR
- MVP of Tech victories in 1999 Toyota Gator Bowl, 1997 Carquest Bowl
- Drafted by the Tampa Bay Buccaneers; signed a free agent contract with Indianapolis in 2004

Passing.....	G-GS	Cmp-Att	Pct	Yds	TD	Int	Rtg
1996 .....	10-9	108-188	.574	1342	7	13	115.9
1997 .....	11-11	173-268	.646	2314	12	7	146.6
1998 .....	11-11	145-259	.560	2166	17	8	141.7
1999 .....	11-11	203-305	.666	3060	29	11	175.0
Total .....	43-42	629-1020	.617	8882	65	39	148.2

Rushing.....	Att	Yds	Avg	TD	LP	Total	TDR
1996 .....	95	248	2.6	3	54	1590	10
1997 .....	140	478	3.4	5	61	2792	17
1998 .....	112	298	2.7	4	48	2464	21
1999 .....	154	734	4.8	6	41	3794	35
Total .....	501	1758	3.5	18	61	10,640	83

**JOE HAMILTON** signs autographs at the 1999 Heisman Trophy ceremonies. Hamilton finished second to Wisconsin's Ron Dayne, equalling the highest finish ever by a Yellow Jacket.



# CAREER STATISTICS



## LEON HARDEMAN, RB

### Lafayette, Ga.

- First-team all-America, 1952, one of six for Tech on that national championship squad
- All-SEC, 1951 (2nd) and 1952 (1st)
- Ranks eighth on Tech's career rushing list
- Georgia Tech Hall of Fame, 1961

Rushing.....G	Att	Yds	Avg	TD	LP
1951.....11	126	617	4.9	8	NA
1952.....10	142	776	5.5	9	41
1953.....10	69	401	5.8	5	39
Total.....31	337	1794	5.3	22	41



## DREW HILL, WR

### Newnan, Ga.

- Holds Tech records for kickoff returns, yardage and average
- Two touchdown returns in 1978
- Georgia Tech Hall of Fame, 1998
- 15-year NFL veteran and an All-Pro

Year.....	G	Rec	Yds	Avg	TD	LP	KR	Yds	Avg	TD	LP
1975.....	9	1	51	51.0	0	51	22	479	21.8	0	39
1976.....	11	12	219	18.3	2	61	21	554	26.4	0	71
1977.....	11	7	102	14.6	2	43	32	754	23.6	0	46
1978.....	11	36	708	19.6	4	90	19	570	30.0	2	100
Total.....	42	56	1080	19.3	8	90	94	2357	25.1	2	100




## TONY HOLLINGS, RB

### Jeffersonville, Ga.

- Led the nation in rushing after four games in 2002 when he suffered a season-ending injury
- Had four straight 100-yard games
- Spent his first two seasons as a defensive back
- Selected in the second round of the 2003 NFL Supplemental Draft by the Houston Texans

Year.....G	Att	Yds	Avg	TD	LP	Rec	Yds	Avg	TD	LP	
2002.....	4	92	633	6.9	11	72	3	36	12.0	0	15
Total.....	4	92	633	6.9	11	72	3	36	12.0	0	15



## EDDIE LEE IVERY, RB

### Thomson, Ga.

- Set the then-NCAA record with 356 yards rushing vs. Air Force, 1978
- Tech season-record 1,562 yards rushing in 1978
- Third on Tech's career rushing list
- Second-team all-America, 1978
- Georgia Tech Hall of Fame, 1983
- First-round pick (15th) by Green Bay, 1979

Year.....	G	Rsh	Yds	Avg	TD	LP	Rec	Yds	Avg	TD	LP	Ret
1975.....	6	43	301	7.0	1	30	0	0	0.0	0	0	214
1976.....	11	146	754	5.2	6	29	4	75	18.8	0	31	15
1977.....	11	153	900	5.9	6	64	3	93	31.0	1	51	108
1978.....	11	267	1562	5.9	9	80	20	238	11.9	1	60	79
Total.....	39	609	3517	5.8	22	80	27	406	15.0	2	60	416



**SHAWN JONES** scrambles in Tech's epic victory over No. 1-ranked Virginia in 1990. Jones accounted for 309 yards and three touchdowns as the Jackets erased a 14-point deficit.




## SHAWN JONES, QB

### Thomasville, Ga.

- Quarterback of 1990 championship squad
- All-ACC second-team, 1990-91
- ACC Rookie of the Year, 1989
- Ranks second to Joe Hamilton in virtually every Tech passing category
- Finished his career as ACC career leader in total offense

Passing .....	G-GS	Cmp-Att	Pct	Yds	TD	Int	Rtg
1989 .....	11-11	142-271	.524	1748	12	13	111.6
1990 .....	11-11	142-245	.580	2008	13	12	133.6
1991 .....	12-12	178-339	.525	2288	11	18	109.2
1992 .....	11-10	190-362	.525	2397	15	7	117.9
Total .....	45-44	652-1217	.536	8441	51	50	125.6

Rushing .....	Att	Yds	Avg	TD	LP	Total	TDR
1989 .....	112	330	2.9	3	30	2078	15
1990 .....	91	277	3.0	6	36	2285	19
1991 .....	114	361	3.2	7	35	2649	18
1992 .....	75	-113	—	3	18	2284	18
Total .....	392	855	2.2	19	36	9296	70



## MIKE KELLEY, QB

### Augusta, Ga.

- Finished his career as Tech's leader in passing yardage, now ranks fourth
- Four-year starter from 1978-81
- Georgia Tech Hall of Fame, 1991

Passing.....	G	Cmp-Att	Pct	Yds	TD	Int	Play	Yds	TDR
1978.....	10	96-197	.498	1479	7	10	221	1491	7
1979.....	11	149-300	.497	2051	10	19	399	2107	11
1980.....	7	68-137	.496	832	3	5	169	809	3
1981.....	6	78-151	.517	887	3	8	198	791	3
Total.....	34	391-785	.498	5249	23	42	987	5198	24

# CAREER STATISTICS



## KIM KING, QB

### Atlanta, Ga.

- Named National Player of the Week by Sports Illustrated after Tech's 1966 win over 8th-ranked Tennessee
- Ranks in the Top 10 on Tech's career passing lists
- Georgia Tech Hall of Fame, 1978

Passing.....	G	Cmp-Att	Pct	Yds	TD	Int	Play	Yds	TDR
1965.....	10	112-191	.586	1331	11	8	322	1676	13
1966.....	7	64-124	.516	690	1	8	181	787	4
1967.....	8	67-145	.462	742	2	7	199	806	4
Total.....	25	243-460	.528	2763	14	23	712	3269	21



## ROBERT LAVETTE, RB

### Cartersville, Ga.

- Fourth-leading rusher in ACC history
- First-team all-ACC, 1982, 1984
- Third-team all-America, 1984
- Tech's leading scorer among non-kickers
- Fourth-round draft pick by Dallas, 1985
- Georgia Tech Hall of Fame, 1990

Year.....	G	Rush	Yds	Avg	TD	LP	Rec	Yds	Avg	TD	LP
1981.....	11	188	866	4.6	7	83	45	307	6.8	0	38
1982.....	11	280	1208	4.3	19	32	25	286	11.4	0	41
1983.....	10	186	803	4.3	5	72	21	123	5.9	1	30
1984.....	11	260	1189	4.6	14	59	23	146	6.3	0	20
Total.....	43	914	4066	4.4	45	83	114	862	7.6	1	41




## GARY LEE, WR

### Albany, Ga.

- Finished his career with a Tech-record 14 touchdown receptions, which now ranks third
- Has the best yards-per-catch average in Tech history for a season
- One of only three Yellow Jackets to return two kickoffs for touchdowns

Year.....	G	Rec	Yds	Avg	TD	LP	KR	Yds	Avg	TD	LP
1983.....	4	2	44	22.0	0	29	0	0	0.0	0	0
1984.....	11	12	224	18.7	4	32	4	64	16.0	0	17
1985.....	10	29	645	22.2	6	71	8	242	30.3	1	95
1986.....	10	24	386	16.1	4	55	30	568	18.9	1	99
Total.....	35	67	1299	19.4	14	71	42	874	20.8	2	99



## GREG LESTER, WR

### Decatur, Ga.

- Second-team all-ACC, 1991
- Finished his career ranked second in Tech history in career receiving yards
- Still ranks in the top 10 in career receiving yards and touchdown receptions

Receiving.....	G	Rec	Yds	Avg	TD	LP
1987.....	11	33	593	18.0	4	87
1988.....	7	9	128	14.2	1	48
1990.....	11	16	236	14.8	3	40
1991.....	12	35	676	19.3	5	76
Total.....	41	93	1633	17.6	13	87

Note: Redshirted in 1989



## DORSEY LEVENS, RB

### Syracuse, N.Y.

- First-team all-ACC, 1993
- Set Tech record with 7.2-yards per carry average in 1993
- Also played two seasons at Notre Dame
- 10-year NFL veteran, including eight years with Green Bay, highlighted by a Pro Bowl season in 1997

Year.....	G	Rush	Yds	Avg	TD	LP	Rec	Yds	Avg	TD	LP
1992.....	11	55	213	3.9	2	30	13	142	10.9	1	40
1993.....	10	114	823	7.2	8	50	8	134	16.8	1	75
Total.....	21	169	1036	6.1	10	50	21	276	13.1	2	75




## JIMMY LINCOLN, RB

### Pittsburgh, Pa.

- ACC Rookie of the Year, 1991
- Set Tech freshman record with 913 yards rushing in 1991
- 229 yards rushing vs. Virginia, 1991, at the time the second-best single-game total in Tech history

Year.....	G	Rush	Yds	Avg	TD	LP	Rec	Yds	Avg	TD	LP
1991.....	12	199	913	4.6	2	59	18	123	6.8	0	17
1992.....	10	65	239	3.7	1	28	10	91	9.1	0	21
1993.....	11	71	344	4.8	2	75	4	45	11.3	0	17
1994.....	6	45	105	2.3	0	11	3	30	10.0	0	12
Total.....	39	380	1601	4.2	5	75	35	289	8.3	0	21



**GARY LEE** celebrates one of his two touchdown catches in Georgia Tech's 35-18 victory over Georgia in Athens in 1984.

# CAREER STATISTICS



## BILLY LOTHRIDGE, QB/P


### Gainesville, Ga.

- Runner-up to Navy's Roger Staubach for 1963 Heisman Trophy; 8th in 1962
- First-team all-America, 1963
- Third-team all-America, 1962
- First-team all-SEC, 1962-63
- Georgia Tech Hall of Fame, 1969

Passing.....	G	Cmp-Att	Pct	Yds	TD	Int
1961.....	10	34- 80	.425	525	2	4
1962.....	10	83-156	.532	1006	6	8
1963.....	10	76-153	.497	1017	10	7
Total.....	30	193-389	.496	2548	18	19

Rushing.....	Att	Yds	Avg	TD	LP	Total	TDR
1961.....	53	45	0.8	3	16	570	5
1962.....	128	478	3.7	9	41	1484	15
1963.....	117	223	1.9	3	20	1240	13
Total.....	298	746	2.5	15	41	3294	33

Kicking.....	G	Punt	Yards	Avg	LP	PAT	FG	LP	TD	Pts
1961.....	10	55	1791	32.6	62	16-19	4-6	35	3	46
1962.....	10	54	2102	38.9	59	20-24	5-10	42	9	89
1963.....	10	46	1887	41.0	61	15-19	12-17	41	3	69
Total.....	30	155	5780	37.3	62	51-62	21-33	42	15	204



## LUKE MANGET, PK

### Conyers, Ga.

- Three-time all-ACC selection in 2000 (first), 2001 (first) and 2002 (second)
- Set an ACC record by making 160 consecutive extra points, just one shy of the NCAA record (161, John Becksvoort, Tennessee, 1991-94)
- Tech's all-time leading scorer with 322 points, which ranks third in ACC history

- Also owns Tech records for points by kicking in a season, and PAT in a game, season and career

Year.....	G	PAT	0-29	30-39	40-49	50+	FG	LP	Pts
1999.....	11	53-53	3-3	6-9	2-4	0-0	11-16	49	86
2000.....	10	38-38	5-6	4-4	2-5	1-1	12-16	50	74
2001.....	12	40-40	9-10	5-10	3-6	2-2	19-28	51	97
2002.....	12	29-29	5-5	4-4	3-6	0-2	12-17	41	65
Total.....	45	160-160	22-24	19-27	10-21	3-5	54-77	51	322




## BILLY MARTIN, E

### Gainesville, Ga.

- First-team all-America, 1963
- First-team all-SEC, 1962-63
- Second-round draft pick by Chicago Bears, 1964; played five years in NFL
- Georgia Tech Hall of Fame, 1969

Receiving.....	G	Rec	Yds	Avg	TD	LP
1961.....	8	16	233	14.6	0	21
1962.....	10	21	323	15.4	4	31
1963.....	10	19	221	11.6	2	NA
Total.....	28	56	777	13.9	6	31



**HARVEY MIDDLETON** finished his career at Tech's all-time leading receiver. A first-team all-ACC selection in 1996, he now ranks third in career receiving yards and fourth in receptions.



## BUCK MARTIN, E

### Haleyville, Ala.

- First-team all-America, 1952
- All-SEC, 1951 (2nd) and 1952 (1st)
- Holds school record with four touchdown catches vs. Auburn, 1951
- Georgia Tech Hall of Fame, 1970

Receiving.....	G	Rec	Yds	Avg	TD	LP
1950.....	3	4	36	9.0	0	NA
1951.....	12	37	506	13.7	8	73
1952.....	12	28	398	14.2	6	NA
Total.....	27	69	940	13.6	14	73



## JERRY MAYS, RB

### Thomson, Ga.

- First-team all-ACC, 1989
- ACC Rookie of the Year, 1985
- ACC Brian Piccolo Award, 1989
- Second in Tech history in career rushing yards and third in career receptions
- Georgia Tech Hall of Fame, 1997



# CAREER STATISTICS

Year.....	G	Rush	Yds	Avg	TD	LP	Rec	Yds	Avg	TD	LP
1985.....	6	104	566	5.4	3	61	9	95	10.6	1	35
1986.....	11	148	842	5.7	7	79	23	161	7.0	3	20
1988.....	11	194	942	4.9	0	51	46	338	7.3	2	25
1989.....	11	249	1349	5.4	8	61	37	275	7.4	4	22
Total.....	39	695	3699	5.3	18	79	115	869	7.6	10	35

Note: Redshirted in 1987




## EDDIE McASHAN, QB

### Gainesville, Fla.

- Set school record with five touchdown passes vs. Rice, 1972
- Finished his career with Tech records for career passing yards, completions, TD passes and total offense
- Georgia Tech Hall of Fame, 1995

Passing.....	G	Cmp-Att	Pct	Yds	TD	Int	Play	Yds	TDR
1970.....	11	110-223	.493	1138	9	21	292	1209	9
1971.....	11	125-234	.534	1186	7	14	314	1290	9
1972.....	10	125-241	.519	1756	16	17	307	1763	17
Total.....	32	360-698	.516	4080	32	52	913	4262	35



## HARVEY MIDDLETON, SE

### Jamestown, S.C.

- Finished his career as Georgia Tech's all-time leader in receptions and receiving yards; now ranks third in yards and fourth in catches
- First-team all-ACC, 1996
- Led the ACC in receiving in 1996

Receiving.....	G	Rec	Yds	Avg	TD	LP	Rsh	KR-Yd	PR-YD	Total
1994.....	7	18	204	11.3	0	29	0	7-176	5-38	418
1995.....	11	31	444	14.3	3	47	5	1-24	4-24	497
1996.....	11	64	804	12.6	3	63	0	0-0	12-129	933
1997.....	11	52	839	16.1	7	54	7	0-0	22-185	1031
Total.....	40	165	2291	13.9	13	63	12	8-200	43-376	2879




## WADE MITCHELL, QB

### Atlanta, Ga.

- All-SEC, 1955-56 (3rd)
- Academic All-America, 1955
- CoSIDA Academic All-America Hall of Fame, 1996
- Georgia Tech Hall of Fame, 1976
- State of Georgia Sports Hall of Fame, 2004

Passing.....	G	Cmp-Att	Pct	Yds	TD	Int	Play	Yds	TDR
1953.....	10	25- 81	.309	375	3	6	116	474	4
1954.....	11	28- 60	.467	300	4	4	114	400	4
1955.....	11	18- 43	.419	221	1	6	101	303	4
1956.....	11	10- 32	.313	106	0	1	54	175	3
Total.....	43	81-216	.375	1002	8	17	385	1352	15

Scoring/Defense .....	G	TD	PAT	FG	Pts	Tck	Int	Yds
1953.....	10	1	6-7	0	12	25	4	34
1954.....	11	0	14-16	0	14	27	3	94
1955.....	11	3	16-19	0	34	23	3	41
1956.....	11	3	18-21	0	36	19	3	18
Total.....	43	7	54-63	0	96	94	13	187



## JEREMY MUYRES, FS

### Stone Mountain, Ga.

- Three-time All-ACC in 2000 (second team), 2001 (second team) and 2002 (first team)
- Three-time Academic All-ACC (2000-01-02)
- 2003 Verizon Academic All-District
- 2003 ACC Jim Tatum Award
- Finished as Tech's career leader in tackles by defensive back

Tackles .....	G-GS	P-A	Total	TFL	FC	FR	Int	PB
1999.....	11-7	53-16	69	3-4	0	0	0	3
2000.....	11-11	30-13	43	3-10	0	0	4-26	12
2001.....	12-12	54-31	85	5-17	0	0	3-2	9
2002.....	13-13	44-32	76	3-5	1	1-0	5-37	5
Total.....	47-43	181-92	273	14-36	1	1-0	12-65	29




## ROCK PERDONI, DT

### Wellesley, Mass.

- Consensus first-team all-America, 1970
- Third-team all-America, 1969
- Finalist for Lombardi Award, 1970
- All-Southeast Independent, 1969-70
- Georgia Tech Hall of Fame, 1979

Tackles .....	Solo	Ast	Total
1969.....	22	83	105
1970.....			105
Total.....			210



## NATHAN PERRYMAN, CB

### Columbia, S.C.

- Two-time all-ACC second team, 1995-96
- 72-yard punt return for touchdown vs. Georgia, 1996

Tackles .....	G-GS	P-A	Total	TFL	FC	FR	Int	PB
1993.....	11-0	12-8	20	0	0	0	1-0	3
1994.....	11-11	38-14	52	2-2	0	0	2-0	7
1995.....	11-11	47-15	62	2-5	0	0	3-27	13
1996.....	11-11	44-9	53	0	1	0	2-44	4
Total.....	44-33	141-46	187	4-7	1	0	8-71	27

Punt Returns .....	G	No.	Yds	Avg	TD	LP
1993.....	11	0	0	0.0	0	0
1994.....	11	5	22	4.4	0	10
1995.....	11	29	362	12.5	0	56
1996.....	11	18	219	12.2	1	72
Total.....	44	52	603	11.6	1	72

# CAREER STATISTICS



**JEFF PIERCE** punted 252 times in his career (1978-81) for more than 10,000 yards, setting the Georgia Tech records in both categories.



## JEFF PIERCE, P

### Alpharetta, Ga.

- Holds Tech records for most punts and punting yardage in a season (1980) and career
- Career average of 40.76 is fourth best in Tech history

Punting.....	G	No.	Yards	Avg	LP
1978.....	11	58	2247	38.7	60
1979.....	11	31	1208	39.0	57
1980.....	11	88	3609	41.0	68
1981.....	11	75	3207	42.8	62
Total.....	44	252	10271	40.8	68



## KELLEY RHINO, CB/PR

### Smyrna, Ga.

- First-team all-ACC specialist, 2001
- Tech's career leader in punt returns and punt return yards, breaking his father's records
- Finished his career second in ACC history in career punt return and punt return yards
- Also holds Tech season records for punt returns and punt return yards

Returns.....	G	PR	Yds	Avg	TD	LP	KR	Yds	Avg	TD	LP
1999.....	11	0	0	0.0	0	0	3	43	14.3	0	18
2000.....	11	19	173	9.1	0	25	0	0	0.0	0	0
2001.....	12	48	515	10.7	0	50	7	152	21.7	0	38
2002.....	11	45	447	9.9	0	48	4	57	14.2	0	22
Total.....	45	112	1135	10.1	0	50	14	252	18.0	0	38



## RANDY RHINO, DB

### Charlotte, N.C.

- Tech's only three-time, first-team all-America in 1972, 1973 (consensus) and 1974
- All Southeast Independent, 1972-73-74
- School-record 96-yard punt return vs. South Carolina, 1972
- Georgia Tech Hall of Fame, 1981
- College Football Hall of Fame Class of 2002

Tackles.....	Tackles	Int	Ret	PB	FR
1972.....	—	8	—	—	—
1973.....	66	6	—	—	3
1974.....	65	0	—	3	—
Total.....	131	14	—	3	3

Returns.....	G	PR	Yds	Avg	TD	LP	KR	Yds	Avg	TD	LP
1972.....	11	25	441	17.6	1	96	1	23	23.0	0	23
1973.....	11	12	129	10.8	0	17	17	425	25.0	0	54
1974.....	11	20	179	9.0	0	25	19	422	22.2	0	57
Total.....	33	57	749	13.1	1	96	37	870	23.5	0	57

Three generations of Rhinos: (l-r) Chappell, Kelley and Randy.



**LIKE FATHER, LIKE SON:** All-America Randy Rhino (left) and son Kelley Rhino rank as two of the top punt returners in Tech history. Randy's father, Chappell, also played for the Jackets.

# CAREER STATISTICS



## RON RICE, PK/P

### Lithonia, Ga.

- School record five field goals and 17 points vs. The Citadel, 1982
- Sixth in Tech history in career points by kicking and sixth in career punting average

Kicking.....	G	PAT	FG	LP	Pts	Punts	Yards	Avg	LP
1980.....	11	0-0	3-6	0	9	0	0	0.0	0
1981.....	11	13-15	5-11	46	28	0	0	0.0	0
1982.....	11	25-25	12-21	58	61	42	1789	42.6	58
1983.....	11	25-25	9-15	54	52	63	2494	36.5	60
Total.....	44	63-65	29-53	58	150	105	4283	40.8	60




## JIMMY ROBINSON, WR

### Atlanta, Ga.

- All-Southeast Independent, 1972
- Set then-school record with nine touchdown receptions in 1972
- 15th-round draft pick who played seven years in the NFL and is now an NFL assistant coach
- Georgia Tech Hall of Fame, 1981

Receiving.....	G	Rec	Yds	Avg	TD	LP
1972.....	11	48	812	16.9	9	77
1973.....	11	34	597	17.6	2	69
1974.....	10	19	224	11.8	2	39
Total.....	32	101	1633	16.2	13	77




## PEPPER RODGERS, QB/K

### Decatur, Ga.

- Kicked game-winning field goal in Tech's 17-14 win over Baylor in 1952 Orange Bowl
- Threw a touchdown pass and kicked a field in 1953 Sugar Bowl win, capping Tech's 1952 national championship season
- Georgia Tech Hall of Fame, 1970

Passing.....	Cmp-Att	Pct	Yds	TD	Int	TD	PAT	FG	Pts
1951.....	7-16	.438	58	0	3	1	16-19	2	28
1952.....	24-54	.444	340	4	4	1	39-44	5	60
1953.....	51-85	.600	643	7	4	4	13-19	1	40
Total.....	82-155	.529	1041	11	11	6	68-82	8	128



## BOBBY RODRIGUEZ, WR

### Staten Island, N.Y.

- Finished his career as Tech's all-time leading receiver (tied with Jerry Mays)
- Still ranks sixth in career receptions and seventh in receiving yards

Receiving.....	G	Rec	Yds	Avg	TD	LP
1989.....	10	18	296	16.4	2	81
1990.....	11	27	493	18.3	2	54
1991.....	12	19	271	14.3	0	40
1992.....	11	51	621	12.2	2	52
Total.....	44	115	1681	14.6	6	81



## CHARLIE ROGERS, RB

### Matawan, N.J.

- Second-team all-ACC, 1998
- Only player in Tech history with 500 yards of receiving, rushing and returns
- Sixth in Tech history in all-purpose yards
- Fifth-round draft pick by Seattle, 1999
- Entering his sixth NFL season, now with Miami

Year.....	G	Rush	Yds	Avg	TD	LP	Rec	Yds	Avg	TD	LP
1995.....	8	0	0	0.0	0	0	0	0	0.0	0	0
1996.....	11	115	551	4.8	2	30	17	240	14.1	1	96
1997.....	9	58	297	5.1	0	17	20	184	9.2	1	28
1998.....	10	47	439	9.3	3	58	21	233	11.1	1	34
Total.....	38	220	1287	5.9	5	58	58	657	11.3	3	96

Year.....	PR	Yds	Avg	TD	LP	KOR	Yds	Avg	TD	LP	All-P
1995.....	0	0	0.0	0	0	15	285	19.0	0	36	285
1996.....	2	60	30.0	0	45	26	626	24.1	0	76	1477
1997.....	0	0	0.0	0	0	15	317	21.1	0	44	798
1998.....	30	425	14.2	2	69	2	36	18.1	0	31	1193
Total.....	32	485	15.2	2	69	58	1264	21.8	0	76	3753



## NICK ROGERS, DE

### Atlanta, Ga.

- Two-time, second-team all-ACC, 2000-01
- Ranks in the top 10 in Tech history in career quarterback sacks
- Sixth-round draft pick by Minnesota, 2002; now entering his third NFL season

Tackles.....	G	P-A	Tot	TFL	Sck	FC	FR	Int	PB	PR
1998.....	5	1-0	1	0	0	0	0	0	0	0
1999.....	9	24-12	36	6-22	15-13	1	0	1-17	1	5
2000.....	11	47-15	62	13-108	9-86	6	0	0	2	16
2001.....	12	41-23	64	12-30	6-22	1	0	0	1	26
Total.....	37	113-50	163	31-160	16.5-121	8	0	1-17	4	47



## RON ROGERS, LB

### Dublin, Ga.

- Second-team all-ACC, 1995
- Ranks third in Tech history in career tackles
- Sixth-round draft pick by Baltimore, 1998

Tackles.....	G	P-A	Tot	TFL	Sck	FC	FR	Int	PB	PR
1994.....	11	38-25	63	0	0	0	2	1-0	0	0
1995.....	11	77-68	145	4-11	1-3	0	0	1-8	0	5
1996.....	10	67-45	112	5-21	3-29	0	0	1-5	1	5
1997.....	11	67-48	115	2-5	0-0	1	0	1-4	2	5
Total.....	43	249-186	435	11-37	4-32	1	2	4-17	3	15



# CAREER STATISTICS



## TED ROOF, LB

### Lawrenceville, Ga.

- First-team all-ACC, 1985
- 25 tackles vs. Tennessee, 1985, second-best single game total in school history
- Georgia Tech Hall of Fame, 1998
- Now the head coach at Duke

Tackles .....	P-A	Total	TFL	Sack	FC	FR	Int	PB	PR
1982 .....	33-29	62	2	0	0	1	0	0	0
1983 .....		126	4-13	1-15	3	0	1	2	0
1984 .....	63-47	110	8-16	3-21	1	4	0	0	0
1985 .....		119	7-19	1-8	0	0	0	3	1
Total .....		417	21-48	5-44	4	5	1	5	1




## COLEMAN RUDOLPH, DT

### Valdosta, Ga.

- First-team all-America, 1992
- First-team all-ACC, 1991-92
- Academic all-ACC, 1992
- Ended his career as Tech's leader in sacks
- Second-round draft pick by N.Y. Jets, 1993
- Georgia Tech Hall of Fame, 2002

Tackles .....	G	P-A	Total	TFL	Sack	FC	FR	PR
1989 .....	9	9-1	10	0	1-10	0	0	0
1990 .....	11	37-29	66	7-28	4.5-31	1	1	10
1991 .....	12	47-26	73	7-23	13-87	2	1	10
1992 .....	10	51-20	71	9.5-34	10-72	1	0	25
Total .....	42	144-76	220	23.5-85	28.5-200	4	2	45



## LUCIUS SANFORD, LB

### Atlanta, Ga.

- First-team all-America, 1977
- All-Southeast Independent, 1975-76-77
- Georgia Tech Hall of Fame, 1985
- Fourth-round draft pick by Buffalo, 1978

Defense .....	Tackles	FC	FR	Int	PB
1974 .....	124	NA	NA	0	NA
1975 .....	121	2	2	1	2
1976 .....	117	5	2	0	5
1977 .....	71	2	2	0	1
Total .....	433	9	6	1	8




## JOHN SIAS

### Winter Park, Fla.

- All-Southeast Independent, 1968
- Finished his career as Tech's all-time leader in receptions and receiving yards
- School record 14 catches vs. Navy, 1968
- Georgia Tech Hall of Fame, 1982

Receiving .....	G	Rec	Yds	Avg	TD	LP
1966 .....	8	7	154	22.0	2	49
1967 .....	10	42	671	16.0	4	80
1968 .....	10	61	902	14.8	4	78
Total .....	28	110	1727	15.7	10	80



## DAVID SIMS, RB

### Decatur, Ga.

- All-Southeast Independent, 1974
- One of only seven 2,000-yard rushers in Tech history
- Ranks sixth on Tech's career rushing list
- Seventh-round draft pick by Seattle, 1977; played three NFL seasons

Rushing .....	G	Att	Yds	Avg	TD	LP
1974 .....	11	144	881	6.1	6	53
1975 .....	7	72	590	8.2	6	51
1976 .....	11	163	803	4.9	9	38
Total .....	29	379	2274	6.0	21	53



## SCOTT SISSON, K

### Marietta, Ga.

- First-team all-America, 1992
- First-team all-ACC, 1992
- Finalist for 1992 Groza Award
- Tech's all-time leader in field goals, now ranks second in career points
- Kicked six-game winning field goals, including win over No. 1 Virginia, 1990
- Georgia Tech Hall of Fame, 2003

Kicking .....	G	PAT	Pct	FG	Pct	LP	Pts
1989 .....	11	30-30	1.000	15-24	.625	46	75
1990 .....	11	39-39	1.000	15-23	.652	43	84
1991 .....	12	30-31	.968	11-17	.647	51	63
1992 .....	11	20-21	.952	19-24	.792	51	77
Total .....	45	119-121	.983	60-88	.682	51	299



## DARYL SMITH, LB

### Albany, Ga.

- Honorable mention all-ACC, 2003
- Academic All-ACC, 2002
- Led Tech in tackles in 2000 and 2002
- Ranks 11th on Tech's career tackles list
- Stands fourth in career tackles for loss
- Second-round draft pick by Jacksonville, 2004

Tackles .....	G	P-A	Total	TFL	Sck	FC	FR	Int	PB
2000 .....	11	59-37	96	10-33	4-21	0	3	2-75	4
2001 .....	9	41-18	59	7-24	3-15	0	0	0	2
2002 .....	13	43-56	99	15-32	5-22	0	0	1-14	5
2003 .....	13	64-65	129	16-34	3-14	2	1-7	0	2
Total .....	46	207-176	383	48-123	15-72	2	4	3-89	13



## JONATHAN SMITH, WR/PR

### Argyle, Ga.


- Second-team all-ACC, 2003
- Set Tech season records for receptions and receiving yards in 2003
- The ACC's leading punt returner in 2003
- Finished his career second in Tech history in career receptions, fourth in receiving yards and 10th in all-purpose yards
- Seventh-round draft pick by Buffalo, 2004

# CAREER STATISTICS

Year.....	G	Rec	Yds	Avg	TD	LP	Rsh	Yds	Avg	TD	LP
2000.....	9	7	80	11.4	0	18	1	3	3.0	0	3
2001.....	12	53	590	11.1	4	40	2	28	14.0	1	22
2002.....	12	36	430	11.9	3	42	19	118	6.2	0	46
2003.....	13	78	1,138	14.6	5	65	15	45	3.0	0	14
Total.....	46	174	2,238	12.9	12	65	37	194	5.2	1	46

Returns.....	PR	Yds	Avg	TD	LP	KR	Yds	Avg	LP	All-P	TD
2000.....	0	0	0.0	0	0	0	0	0.0	0	83	0
2001.....	2	35	17.5	0	24	0	0	0.0	0	653	5
2002.....	6	78	13.0	0	21	0	0	0.0	0	626	3
2003.....	31	364	11.7	2	80	1	22	22.0	22	1,569	7
Total.....	39	477	12.2	2	80	1	22	22.0	22	2,931	15

Note: Also completed 2-of-5 passes for 38 yards, including a 26-yard TD pass in 2003




## LENNY SNOW, RB

### Daytona Beach, Fla.

- First-team all-America, 1966
- Finished 14th in voting for 1966 Heisman Trophy
- Georgia Tech Hall of Fame, 1976

Rushing.....	G	Att	Yds	Avg	TD	LP
1965.....	9	125	597	4.8	5	48
1966.....	10	202	761	3.8	12	40
1967.....	7	118	385	3.3	2	20
Total.....	26	445	1743	3.9	19	48




## DERRICK STEAGALL, WR

### Newnan, Ga.

- Set then-school record with 223 yards receiving vs. Virginia, 1997
- Third-best kickoff return average (24.5) in school history

Year.....	G	Rec	Yds	Avg	TD	LP	Rsh	KR-Yd	PR-YD	Total
1993.....	10	24	385	16.0	1	80	80	16-413	0-0	878
1994.....	5	16	223	13.9	3	46	36	5-152	4-28	439
1995.....	9	27	406	15.0	2	43	17	7-122	0-0	545
1997.....	11	32	625	19.5	3	74	0	0-0	0-0	625
Total.....	35	99	1639	16.6	9	80	133	28-687	4-28	2487

Note: Redshirted in 1996




## KEN SWILLING, S

### Toccoa, Ga.

- Consensus first-team all-America, 1990
- Third-team all-America, 1989
- First-team all-ACC, 1989-90
- Thorpe Award Finalist, 1989-90
- Ranks second at Tech in career tackles by DB
- Georgia Tech Hall of Fame, 2001

Tackles .....	G	P-A	Tot	TFL	Sck	FC	FR	Int	PB	PR
1988.....	11	25-23	48	0	0	1	0	0	4	0
1989.....	11	39-54	93	1-6	0	1	2	6-200	6	0
1990.....	9	35-36	71	1-1	1-3	2	0	5-34	5	2
1991.....	8	25-30	55	2-5	0	0	0	2-10	5	1
Total.....	39	124-143	267	4-12	1-3	4	2	13-244	20	3



## PAT SWILLING, DE

### Toccoa, Ga.

- First-team all-America, 1985
- First-team all-ACC, 1985
- School-record 15 sacks in 1985, including seven vs. NC State
- Georgia Tech Hall of Fame, 1991; State of Georgia Sports Hall of Fame, 2004
- NFL All-Pro with the New Orleans Saints

Tackles .....	P-A	Total	TFL	Sack	FC	FR
1982.....	22-14	36	0	1	0	2
1983.....		45	0	2-21	0	0
1984.....	84-16	100	8-19	5-54	4	2
1985.....		84	6-11	15-119	5	1
Total.....		265	14-30	23-194	9	5




## BILL TEAS, RB

### Andrews, N.C.

- All-SEC, 1952 (3rd) and 1953 (2nd)
- Ranks 13th on Tech's career rushing list
- Georgia Tech Hall of Fame, 1963

Rushing.....	G	Att	Yds	Avg	TD	LP
1952.....	12	151	788	5.2	6	41
1953.....	12	111	554	5.0	4	38
1954.....	6	45	356	7.9	2	77
Total.....	30	307	1698	5.5	12	77



## TRAVARES TILLMAN, S

### Lyons, Ga.

- Second-team all-ACC, 1998 and 1999
- Academic All-ACC, 1999
- Ranks fifth in Tech history in career tackles by a defensive back
- Second-round draft pick by Buffalo, 2000
- Played in Super Bowl XXXVIII with Carolina

Tackles .....	G	P-A	Tot	TFL	Sck	FC	FR	Int	PB	PR
1996.....	9	16-2	18	0	0	0	0	1-0	0	0
1997.....	11	58-22	80	2-7	0	0	1-22	4-12	5	0
1998.....	11	59-23	82	2-8	1-1	0	1-0	1-0	7	0
1999.....	9	34-22	56	2-6	0	0	0	1-9	5	0
Total.....	40	167-69	236	6-21	1-1	0	2-22	7-21	17	0



## KERRY WATKINS, WR

### LaPlace, La.

- Second-team all-ACC, 2002
- Finished his career second in Tech history in career receptions, receiving yards and receiving touchdowns
- 2002 team captain

Receiving.....	G	Rec	Yds	Avg	TD	LP
1999.....	10	33	476	14.4	6	31
2000.....	10	26	480	18.5	6	72
2001.....	12	41	674	16.4	5	66
2002.....	13	71	1,050	14.8	5	69
Total.....	45	171	2,680	15.7	22	72

# CAREER STATISTICS

Rushing.....	Att	Yds	Avg	TD	LP	KOR	Yds	Avg	LP	All-P
1999.....	10	104	10.4	0	26	0	0	0.0	0	580
2000.....	2	17	8.5	0	11	0	0	0.0	0	497
2001.....	5	22	4.4	0	12	0	0	0.0	0	696
2002.....	9	39	4.3	0	15	23	481	20.9	44	1,570
Total.....	26	182	7.0	0	26	23	481	20.9	44	3,343



## KEN WHISENHUNT, TE/QB

### Augusta, Ga.

- The only five-year letterman in Tech history
- Came to Tech as a walk-on quarterback
- The quarterback in Tech's 3-3 tie with No. 1-ranked Notre Dame in 1980
- Now offensive coordinator for the Pittsburgh Steelers

Year.....	G	Rec	Yds	Avg	TD	LP	Rsh	Yds	TD	Pass	Yds	TD
1980.....	2	0	0	0.0	0	0	7	6	0	3-5	29	0
1981.....	11	22	295	13.4	2	54	5	13	0	1-2	32	0
1982.....	11	15	208	13.9	0	33	0	0	0	0-0	0	0
1983.....	11	18	244	13.5	2	-	0	0	0	0-0	0	0
1984.....	11	27	517	19.1	3	63	5	5	0	0-0	0	0
Total.....	46	82	1264	15.4	7	63	17	24	0	4-7	61	0



## DEZ WHITE, WR

### Orange Park, Fla.

- Second-team all-ACC, 1998-99
- Semifinalist for Biletnikoff Award, 1998-99
- Tech-record 243 yards receiving vs. Virginia, 1998
- Fifth in Tech history in career receiving yards and third in touchdown receptions
- Second round draft pick by Chicago, 2000; now with Atlanta Falcons

Year.....	G-GS	Rec	Yds	Avg	TD	LP	KR	Yds	Avg	TD	LP
1997.....	10-0	0	0	0.0	0	0	14	330	23.6	1	95
1998.....	11-11	46	973	21.2	9	69	26	682	26.2	1	100
1999.....	11-11	44	860	19.5	5	80	29	689	23.8	0	4
Total.....	32-22	90	1833	20.4	14	80	69	1701	24.7	2	100




## C.J. WILLIAMS, RB

### West Point, Ga.

- Second-team all-ACC, 1995
- Ranks fifth on Tech's career rushing list
- One of seven career 2,000-yard rushers in school history
- Recorded one of the seven 1,000-yard seasons in Tech history

Year.....	G	Rush	Yds	Avg	TD	LP	Rec	Yds	Avg	TD	LP
1994.....	11	120	564	4.7	1	32	15	152	10.1	1	80
1995.....	11	245	1138	4.6	12	37	21	102	4.9	1	12
1996.....	10	174	663	3.8	7	50	15	150	10.0	2	26
Total.....	32	539	2365	4.4	20	50	51	404	7.9	4	80



## JERRELLE WILLIAMS, LB


### Orangeburg, S.C.

- Finished his career at Tech's all-time leading tackler
- Second-team all-ACC, 1991
- Leading tackler for Tech's 1990 national championship team



**RECARDO WIMBUSH** started every game at linebacker from 1999-2002 and earned second-team all-ACC honors as a senior.

Tackles.....	G	P-A	Tot	TFL	Sck	FC	FR	Int	PB	PR
1988.....	8	25-15	40	0	0	0	0	0	0	0
1989.....	11	75-70	145	2-4	2-19	0	0	0	4	1
1990.....	11	80-65	145	2-4	5-30	3	3	1	2	3
1991.....	12	66-41	107	4-6	0	2	1	1	5	0
Total.....	42	246-191	437	8-14	7-49	5	4	2	11	4




## RODNEY WILLIAMS, P

### Decatur, Ga.

- Third-team all-America, 1997
- First-team all-ACC, 1997-98
- Finalist for Mosi Tatupu Award, 1997-98
- School records for punting average in game, season and career
- Seventh-round draft pick by St. Louis, 1999

Punting.....	G	No.	Yards	Avg	Net	LP
1995.....	5	28	1,068	38.1	32.3	57
1996.....	11	53	2,034	38.4	36.9	77
1997.....	10	47	2,145	45.6	40.6	64
1998.....	11	50	2,126	42.5	30.1	64
Total.....	37	178	7,373	41.4	38.1	77



## RECARDO WIMBUSH, LB

### Blakely, Ga.

- Second-team all-ACC, 2002; honorable mention, 2000-01
- Four-year starter who started every game from 1999-02 (47 games)
- 2002 team captain

Year.....	G	P-A	Tkl	TFL	Sck	FC	FR	Int	PB
1999.....	11	53-38	91	4-11	0	0	0-0	1-2	2
2000.....	11	67-27	94	13-40	3-20	1	2-0	1-0	5
2001.....	12	63-33	96	9-18	1-2	0	1-25	0-0	5
2002.....	13	53-41	94	6-21	2-17	2	2-2	0-0	3
Total.....	47	236-139	375	32-90	6-39	3	5-27	2-2	15



# JACKETS IN THE DRAFT



Seven former Yellow Jackets embark on NFL careers this summer. Tech had five players drafted in 2004, its most since 1992, while two others signed free agent contracts. From left, Nat Dorsey, John Paul Foschi, Keyaron Fox, Tony Hargrove, Hugh Reilly, Daryl Smith and Jonathan Smith.

## 2004

Daryl Smith, LB, Jacksonville, 2-39  
Tony Hargrove, DE, St. Louis, 3-91  
Keyaron Fox, LB, Kansas City, 3-93  
Nat Dorsey, T, Minnesota, 4-115  
Jonathan Smith, WR, Buffalo, 7-214

## 2003

Tony Hollings, RB, Houston  
(Supplemental, 2nd round)

## 2002

Nick Rogers, LB, Minnesota, 6-177  
Chris Young, DB, Denver, 7-228

## 2001

None

## 2000

Travares Tillman, DB, Buffalo, 2-58  
Dez White, WR, Chicago, 3-69  
Joe Hamilton, QB, Tampa Bay, 7-234

## 1999

Nate Stimson, LB, Washington, 4-107  
Charlie Rogers, WR, Seattle, 5-152  
Rodney Williams, P, St. Louis, 7-252

## 1998

Keith Brooking, LB, Atlanta, 1-12  
Ron Rogers, LB, Baltimore, 6-154

## 1997

None

## 1996

Michael Cheever, C, Jacksonville, 2-60  
Ryan Stewart, DB, Detroit, 3-76

## 1995

Lethon Flowers, DB, Pittsburgh, 5-151  
Charlie Simmons, SE, Green Bay, 6-173  
Jamal Cox, Chicago, 7-229

## 1994

Gary Brown, T, Pittsburgh, 5-148  
Dorsey Levens, RB, Green Bay, 5-113

## 1993

Coleman Rudolph, DT, N.Y. Jets, 2-36  
Scott Sisson, K, New England, 5-113

## 1992

Marco Coleman, OLB, Miami, 1-12  
Mike Mooney, T, Houston, 4-108  
Ken Swilling, SS, Tampa Bay, 7-184  
Willie Clay, CB, Detroit, 8-221  
Tom Covington, TE, San Francisco, 11-300

## 1991

Calvin Tiggler, LB, Tampa Bay, 7-174  
Jim Lavin, G, Cincinnati, 10-268

## 1990

Sean Smith, DE, New England, 11-280

## 1989

Willis Crockett, LB, Dallas, 5-119  
Cedric Stallworth, DB, Green Bay, 11-281

## 1988

Sammy Lilly, DB, N.Y. Giants, 8-202

## 1987

Reginald Rutland, DB, Minnesota, 4-100  
John Davis, OL, Houston, 11-287  
Gary Lee, WR, Detroit, 12-315  
Tyrone Sorrells, TE, New Orleans, 12-319

## 1986

Pat Swilling, OLB, New Orleans, 3-60  
Mark Pike, DT, Buffalo, 7-178  
Mike Travis, DB, San Diego, 12-333

## 1985

Robert Lavette, RB, Dallas, 4-103  
Ken Whisenhunt, TE, Atlanta, 12-313

## 1984

Ronny Cone, RB, N.Y. Jets, 10-251

## 1983

David Lutz, OL, Kansas City, 2-34  
Ellis Gardner, OL, Kansas City, 6-146  
Jim Bob Taylor, QB, Baltimore, 11-280

## 1982

Mike Kelley, QB, Atlanta, 6-149

## 1981

None

## 1980

Henry Johnson, LB, Minnesota, 7-174  
Al Richardson, LB, Atlanta, 8-201  
Tom Daniel, C, New England, 10-266

## 1979

Eddie Lee Ivery, RB, Green Bay, 1-15  
Kent Hill, T, LA. Rams, 1-26  
Don Bessillieu, DB, Miami, 5-134  
Roy Simmons, G, N.Y. Giants, 8-201  
Michael Taylor, T, Houston Oilers, 11-298  
Mike Blanton, DE, Miami, 11-299  
Drew Hill, WR, LA. Rams, 12-328

## 1978

Reggie Wilkes, LB, Philadelphia, 3-66  
Lucius Sanford, LB, Buffalo, 4-89  
Randy Pass, G-C, N.Y. Giants, 6-147

## 1977

David Sims, RB, Seattle, 7-189  
Tony Daykin, LB, Detroit, 11-283  
Leo Tierney, C, Cleveland, 12-325

## 1976

Steve Raible, WR, Seattle, 2-59  
Rick Gibney, DT, Baltimore, 11-310  
Jeff Urczyk, G, Seattle, 16-432  
Danny Myers, QB, St. Louis, 17-483

## 1975

Billy Shields, T, San Diego, 6-136  
Joe Harris, LB, Chicago, 8-197  
Randy Rhino, DB, New Orleans, 14-343  
Jimmy Robinson, WR, Atlanta, 15-367

## 1974

None

## 1973

Mike Oven, TE, San Francisco, 16-408  
Eddie McAshan, QB, New England, 17-420

## 1972


None

## 1971

Steve Harkey, WR, N.Y. Jets, 16-396

## 1970

None



**DARYL SMITH** was the 39th overall selection in this year's draft by the Jacksonville Jaguars, Tech's highest pick since Keith Brooking went 12th in 1998.

# JACKETS IN THE DRAFT



**NAT DORSEY** was drafted by Minnesota, where he joins former Jackets Kelly Campbell and Nick Rogers

## 1969

Larry Good, QB, Baltimore, 9-232  
John Sias, WR, Denver, 13-321  
Joe Stevenson, TE, Cleveland, 15-384  
Terry Story, T, Cincinnati, 17-421

## 1968

Lenny Snow, RB, Minnesota, 7-171  
Randall Edmunds, LB, Miami, 8-217  
Kim King, QB, Pittsburgh, 11-282

## 1967

Lamar Wright, G, Detroit, 13-322  
Sam Burke, DB, Detroit, 15-374

## 1966 NFL

Craig Baynham, E, Dallas, 12  
Jim Breland, C, San Francisco, 17  
Bill Moorere, C, Philadelphia, 18

## 1966 AFL

None

## 1966 AFL Redshirt

Craig Baynham, E, Miami, 9  
Bill Moorere, C, Buffalo, 10

## 1965 NFL

Dave Simmons, LB, St. Louis, 2  
Gerry Bussell, HB, Cleveland, 2  
Tom Bleick, HB, Baltimore, 9  
Dave Austin, E, Philadelphia, 17

## 1965 AFL

Dave Simmons, LB, Buffalo  
Gerry Bussell, DB, Denver, 9

## 1965 AFL Redshirt

Tom Bleick, HB, Houston, 9  
Dave Austin, E, N.Y. Jets, 10

## 1964 NFL

Billy Martin, E, Chicago, 2  
Ted Davis, LB, Baltimore, 4  
Billy Lothridge, QB, Dallas, 6  
Bill Curry, C, Green Bay, 20

## 1964 AFL

Ted Davis, LB, San Diego, 1  
Billy Martin, E, Kansas City, 2  
Billy Lothridge, QB, Oakland, 12  
Bill Curry, C, Oakland, 23

## 1963 NFL

Rufus Guthrie, G, L.A. Rams, 1-10  
Joe Auer, HB, L.A. Rams, 5  
Dave Watson, LB, Chicago, 9  
Bob Caldwell, C, Washington, 12  
Tom Windinger, Washington, 14  
Larry Stallings, LB, St. Louis, 18

## 1963 AFL

Rufus Guthrie, G, San Diego, 2  
Larry Stallings, LB, Buffalo, 9  
Dave Watson, LB, Boston, 11  
Joe Auer, HB, Dallas Texans, 15

## 1962 NFL

Dave Steadman, T, L.A. Rams, 17  
Harold Ericksen, G, Philadelphia, 19

## 1962 AFL

Russ Foret, T, Dallas Texans, 23  
Al Lederle, E, Houston, 33

## 1961 NFL

Ed Nutting, T, Cleveland, 2  
Billy Shaw, T, Dallas Cowboys, 14  
Al Lederle, E, L.A. Rams, 20  
Chick Graning, HB, St. Louis, 9

## 1961 AFL

Billy Shaw, T, Buffalo, 2  
Marvin Tibbets, HB, Dallas Texans, 11  
Ed Nutting, T, Dallas Texans, 15  
Chick Graning, HB, Denver, 18  
Gerald Burch, E, Oakland, 13



**WILL HELLER**, a former walk-on at Tech, made the Tampa Bay Buccaneers as a undrafted free agent.

## 1960 NFL

Maxie Baughan, C, Philadelphia, 2  
Emmett Wilson, T, Philadelphia, 6  
Taz Anderson, HB, Cleveland, 7

## 1960 AFL

Jack Rudolph, LB, Boston  
Taz Anderson, HB, Dallas Texans  
Toby Deese, T-G, Dallas Texans  
Tom Roberts, T-G, Denver  
Emmett Wilson, T, Denver  
Floyd Faucette, HB, L.A. Chargers  
Maxie Baughan, C, Minneapolis

## 1959 NFL

Floyd Faucette, B, Chi. Cardinals, 11  
Jack Rudolph, LB, Detroit, 17  
Jim Benson, B, Philadelphia, 18  
Toby Deese, T, San Francisco, 20

## 1958 NFL

Stan Flowers, RB, Washington, 3  
Arley Finley, T, Green Bay, 16  
Don Stephenson, C, Washington, 19  
Ted Smith, E, Washington, 30

## 1957 NFL

Carl Vereen, T, Green Bay, 4  
George Volkert, B, Pittsburgh, 6  
Wade Mitchell, QB, Washington, 12  
Sam Owen, B, Washington, 21  
Paul Rotenberry, RB, Washington, 26  
Ormand Anderson, T, Washington, 27

## 1956 NFL

Dickie Mattison, B, Chi. Cardinals, 20  
Franklin Brooks, G, Washington, 25

## 1955 NFL

Larry Morris, C, L.A. Rams, 1-6  
Billy Teas, RB, L.A. Rams, 8  
John Lee, B, Baltimore, 14  
Rees Phenix, T, Pittsburgh, 21

## 1954 NFL

Henry Hair, E, L.A. Rams, 3  
Glenn Turner, HB, Baltimore, 7  
Dave Davis, E, Green Bay, 9  
Sam Hensley, E, L.A. Rams, 13  
Ed Gossage, T, San Francisco, 15  
Roger Frey, T, L.A. Rams, 16  
Frank Givens, T, L.A. Rams, 19  
Leon Hardeman, HB, Baltimore, 23  
Pepper Rodgers, QB, Baltimore, 27  
Bill Sennett, E, Baltimore, 27

## 1953 NFL

Ray Beck, G, N.Y. Giants, 2  
George Morris, C, San Francisco, 2  
Buck Martin, E, Chi. Cardinals, 4  
Hal Miller, T, San Francisco, 5  
Pete Brown, G, San Francisco, 10  
Bobby Moorhead, B, Baltimore, 13  
Jeff Knox, E, Philadelphia, 23

## 1952 NFL

Lum Snyder, T, Philadelphia, 3  
Darrell Crawford, B, Chi. Cardinals, 17

## 1951 NFL

Dick Harvin, E, San Francisco, 13  
Rob McCoy, B, L.A. Rams, 14  
Bobby North, B, N.Y. Yanks, 15  
Bob Bossons, C, Green Bay, 27

## 1949 NFL

Frank Ziegler, B, Philadelphia, 3  
George Brodnax, E, Detroit, 5  
Joe E. Brown, B, Chi. Cardinals, 8  
Clay Matthews, T, L.A. Rams, 15

## 1949 AAFC

George Brodnax, E, San Francisco, 5-36  
L.E. "Jack" Glenn, T, N.Y. Yankees, 15-112  
J.L. "Dinky" Bowen, B, Cleveland, 16-125

## 1948 NFL

Bill Healy, G, Boston, 3  
Jim Still, QB, Chicago Cardinals, 14  
George Mathews, B, N.Y. Giants, 18  
J.L. "Dinky" Bowen, B, Pittsburgh, 28

## 1948 AAFC

Frank Ziegler, B, L.A. Dons, 20-133  
Jim Still, QB, L.A. Dons, 26-181

## 1947 NFL

Bob Davis, T, N.Y. Giants, 4  
George B. Hills, G, Green Bay, 10

## 1947 AAFC

Bob Davis, T, Buffalo, 2-10  
Paul Duke, C, San Francisco, 3-22  
Frank Broyles, San Francisco, 10-78  
Bill Healy, G, N.Y. Yankees, 11-87  
R.J. Jordan, E, Chicago Rockets, 13-100

## 1946 NFL

Frank Broyles, QB, Chicago Bears, 3  
Paul Duke, C, N.Y. Giants, 4  
W.P. McHugh, P, Philadelphia, 10  
George Hills, G, Green Bay, 12  
Dean Gaines, T, Green Bay, 14  
Ed Holtsinger, B, Green Bay, 25  
Chuck Murdoch, E, Detroit, 25  
Roland Phillips, T, Washington, 25  
William O. (Tex) Ritter, B, Washington, 28

## 1945 NFL

Eddie Prokop, B, Boston, 1-4  
John Steber, G, Washington, 5

## 1944 NFL

A. Ed Ryckley, E, Chicago Bears, 15

## 1943 NFL

Harvey Hardy, G, Brooklyn, 26

## 1940 NFL

Buck Murphy, B, Washington, 18

## 1938 NFL

M.J. "Dutch" Konemann, B, N.Y. Giants, 3  
Fletcher Sims, B, Chicago Bears, 6

## 1937 NFL

Middleton Fitzsimmons, G,  
Chicago Cardinals, 10


# PRO PLAYERS

## TECH'S ACTIVE NFL VETERANS

Player .....	NFL Yr.	Current Team
Keith Brooking .....	7th	Atlanta Falcons
Joe Burns .....	3rd	Buffalo Bills
Kelly Campbell .....	3rd	Minnesota Vikings
Felipe Claybrooks .....	3rd	Cleveland Browns
Marco Coleman .....	13th	Unsigned
Nick Ferguson .....	9th	Denver Broncos
Joe Hamilton .....	4th	Indianapolis Colts
Will Heller .....	2nd	Tampa Bay Buccaneers
Dorsey Levens .....	11th	Unsigned
Charlie Rogers .....	6th	Miami Dolphins
Nick Rogers .....	3rd	Minnesota Vikings
Travares Tillman .....	5th	Carolina Panthers
Dez White .....	5th	Atlanta Falcons
Rodney Williams .....	3rd	Kansas City Chiefs
Chris Young .....	3rd	Denver Broncos

## 2004 DRAFT PICKS & FREE AGENTS

Nat Dorsey .....	Minnesota Vikings
John Paul Foschi (FA) .....	New York Jets
Keyaron Fox .....	Kansas City Chiefs
Tony Hargrove .....	St. Louis Rams
Hugh Reilly (FA) .....	Tennessee Titans
Daryl Smith .....	Jacksonville Jaguars
Jonathan Smith .....	Buffalo Bills



**KEITH BROOKING**, who starred at Tech from 1994-97, is now one of the league's top linebackers and a Pro Bowler for the Atlanta Falcons

### Kyle Ambrose (DT)

Denver Broncos, 1987

### Taz Anderson (SE)

St. Louis Cardinals, 1961-64  
Atlanta Falcons, 1966-67

### Joe Auer (RB)

Buffalo Bills, 1964-65  
Miami Dolphins, 1966-67  
Atlanta Falcons, 1968

### Thomas Balkcom (DB)

Miami Dolphins, 1991

### Maxie Baughan (LB)

Philadelphia Eagles, 1960-65  
Los Angeles Rams, 1966-70  
Washington Redskins, 1971-74

### Craig Baynham (RB)

Dallas Cowboys, 1967-69  
Chicago Bears, 1970  
St. Louis Cardinals, 1972

### Grant Baynham (TE)

St. Louis Rams, 1997  
Minnesota Vikings, 1997  
Barcelona (NFL Europe), 1998

### Scott Beavers (G)

Denver Broncos, 1990-91  
Kansas City Chiefs, 1992

### William Bell (RB)

Washington Redskins, 1994-96

### Ray Beck (G)

New York Giants, 1952, 55-57

### Jason Bender (P)

Miami Dolphins, 1995

### Don Bessillieu (DB)

Miami Dolphins, 1979-81  
St. Louis Cardinals, 1982  
Los Angeles Raiders, 1983, 85  
Jacksonville Bulls, 1985  
Memphis Showboats, 1985-86

### Peter Blazek (T)

Seattle Seahawks, 1985

### Tom Bleick (S)

Baltimore Colts, 1966  
Atlanta Falcons, 1967

### Jason Bostic (CB)

Philadelphia Eagles, 1999-01  
Buffalo Bills, 2002-03

### Patrick Bradford (DT)

Amsterdam (Europe), 2000

### Brian Bravy (G)

New Orleans Saints, 1995

### John Brewer (HB)

Dayton, 1929

### Keith Brooking (LB)

Atlanta Falcons, 1998-02

### Chris Brown (T)

Carolina Panthers, 2001  
Chicago Bears, 2001-02  
Scotland (NFL Europe), 2003

### Gary Brown (G)

Pittsburgh Steelers, 1994  
Green Bay Packers, 1994-96  
Barcelona (NFL Europe), 1998-00

### Karl Brown (DB)

Denver Broncos, 1990

### Pete Brown (C-LB-P)

San Francisco 49ers, 1953-54  
British Columbia Lions, 1958

### Sammy Brown (DB)

Jacksonville Bulls, 1984-85

### Gerald Burch (E)

Oakland Raiders, 1961

### Willie Burks (DT)

Detroit Lions, 1990

### Joe Burns (RB)

Buffalo Bills, 2002-04

### Gerry Bussell (DB)

Denver Broncos, 1965

### Delaunta Cameron (LB)

Tennessee Titans, 1999  
Detroit Lions, 2000

### Kelly Campbell (WR)

Minnesota Vikings, 2002-03

### Jon Carman (T)

Buffalo Bills, 2000-02  
Minnesota Vikings, 2002-03

### Ken Celaj (G)

Miami Dolphins, 1998

### Michael Cheever (C)

Jacksonville Jaguars, 1996-98

### Jamara Clark (CB)

Atlanta Falcons, 2001

### Willie Clay (CB)

Detroit Lions, 1992-95  
New England Patriots, 1996-98  
New Orleans Saints, 1999

### Felipe Claybrooks (DE)

Arizona Cardinals, 2001  
Cleveland Browns, 2001-03

### Jimmy Clements (LB)

Chicago Bears, 1997

### Fred Coger (OLB)

Dallas Cowboys, 1995  
Calgary Stampeders (CFL), 1996

### Marco Coleman (DE)

Miami Dolphins, 1992-95  
San Diego Chargers, 1996-98  
Washington Redskins, 1999-01  
Jacksonville Jaguars, 2002  
Philadelphia Eagles, 2003



# PRO PLAYERS

## Ronny Cone (RB)

New York Jets, 1984-85

## Tom Covington (TE)

San Francisco 49ers, 1992-93

## Jamal Cox (ILB)

Chicago Bears, 1995  
Carolina Panthers, 1995  
Jacksonville Jaguars, 1995  
Rhein Fire (WLAFL), 1996-97

## Willis Crockett (LB)

Dallas Cowboys, 1989-91

## Bill Curry (C)

Green Bay Packers, 1965-66  
Baltimore Colts, 1967-72  
Houston Oilers, 1973  
Los Angeles Rams, 1974

## Tom Daniel (C)

New England Patriots, 1979

## Bobby Davis (T)

Boston, 1948

## Donnie Davis (QB)

Arizona Rattlers (Arena), 1997-98  
Georgia Force (Arena), 2002-03

## John Davis (G)

Houston Oilers, 1987-88  
Buffalo Bills, 1989-94

## Lamar Davis (E)

Baltimore Colts, 1974

## Ted Davis (LB)

Baltimore Colts, 1964-66  
New Orleans Saints, 1967-69  
Miami Dolphins, 1970

## Tony Daykin (LB)

Detroit Lions, 1977-78  
Atlanta Falcons, 1979-82

## Paul Duke (C)

New York Yankees, 1947

## Jason Dukes (T)

Jacksonville Jaguars, 1996

## Marvin Dyett (DE)

Jacksonville Bulls, 1984-85

## Randall Edmunds (LB)

Miami Dolphins, 1968-69  
New England Patriots, 1971  
Baltimore Colts, 1972

## Floyd Faucette (HB)

San Diego Chargers, 1960

## Nick Ferguson (CB)

Cincinnati Bengals, 1996  
Saskatchewan (CFL), 1996-98  
Chicago Bears, 1999  
Rhein (NFL Europe), 1999-00  
N.Y. Jets, 2000-01  
Buffalo Bills, 2002  
Denver Broncos, 2003-04

## Lethon Flowers (DB)

Pittsburgh Steelers, 1995-02  
Denver Broncos, 2003

## Elliott Fortune (DE)

Cleveland Browns, 1995  
Baltimore Ravens, 1996-97  
Rhein (NFL Europe), 1998

## Dave Frakes (K)

Washington Redskins, 1998

## Russell Freeman (T)

Denver Broncos, 1992-94  
Oakland Raiders, 1995

## Bill Fulcher (LB)

Washington Redskins, 1956-58

## Ellis Gardner (T-G)

Kansas City Chiefs, 1983  
Houston Oilers, 1984  
Indianapolis Colts, 1985

## Darrell Gast (QB)

Philadelphia Eagles, 1988

## Bill Giaver (HB)

Hammond, 1922, 1925  
Rock Island, 1923  
Racine, 1924  
Louisville, 1926

## Walt Godwin (G)

Staten Island, 1929

## Chick Graning (HB)

St. Louis Cardinals, 1962  
Boston Patriots, 1963  
B.C. Lions (CFL), 1966-67

## Jerome Green (RB)

Boston Patriots, 1960

## Sean Gregory (RB)

Baltimore Ravens, 2002

## Rufus Guthrie (G)

San Diego Chargers, 1963

## Joe Guyon (HB)

Canton, 1920  
Cleveland, 1921  
Washington, 1921  
Orang, 1922-23  
Rock Island, 1924  
Kansas City, 1924-25  
New York Giants, 1927

## Derek Gwinn (G)

Kansas City Chiefs, 1984-85



**PRO BOWL PLAYERS** from Georgia Tech include Marco Coleman, with Washington in 2001, and Dorsey Levens, with Green Bay in 1997.



## Steve Harkey (RB)

New York Jets, 1971-72

## Joe Hamilton (QB)

Tampa Bay Buccaneers, 2000-02  
Frankfurt Galaxy, 2002  
Orlando Predators, 2004  
Indianapolis Colts, 2004

## Joe Harris (LB)

Washington Redskins, 1977  
San Francisco 49ers, 1978  
Minnesota Vikings, 1979  
Los Angeles Rams, 1979-81  
Baltimore Colts, 1982  
Washington Federals, 1983

## Anthony Harrison (DB)

Green Bay Packers, 1987

## John Helms (E)

Detroit Lions, 1946

## David Hendrix (SS)

San Diego Chargers, 1995-96

## Urban Henry (DT)

Los Angeles Rams, 1961  
Green Bay Packers, 1963  
Pittsburgh Steelers, 1964

## Don Hickson (OLB)

Cleveland Browns, 1995

## Drew Hill (WR)

Los Angeles Rams, 1979-85  
Houston Oilers, 1986-91  
Atlanta Falcons, 1992-93

## Kent Hill (T)

Los Angeles Rams, 1979-86  
Houston Oilers, 1987-88

## Ken Howell (G)

Philadelphia Eagles, 1983  
Jacksonville Bulls, 1984-85

## Tony Hollings (RB)

Houston Texans, 2003

## Ralph Hughes (DE)

Tampa Bay Buccaneers, 1998

## John Ivenmeyer (T)

Kansas City Chiefs, 1986

## Eddie Lee Ivery (RB)

Green Bay Packers, 1979-89

## Darryl Jenkins (T)

San Diego Chargers, 1991-92

## Henry Johnson (LB)

Minnesota Vikings, 1980-83

## Tom Johnson (LB)

San Diego Chargers, 1994

## Shawn Jones (QB)

Minnesota Vikings, 1993  
Baltimore (CFL), 1994-95

## Paul Jurgensen (DE)

New Orleans Saints, 1988

## Mike Kelley (QB)

Atlanta Falcons, 1982  
Tampa Bay Bandits, 1983  
Memphis Showboats, 1984-86

## Tony Kepano (G)

Washington Redskins, 1985  
New York Jets, 1986

## Robert Lavette (RB)

Dallas Cowboys, 1985-87  
Atlanta Falcons, 1988

## Jim Lavin (G)

Cincinnati Bengals, 1991  
San Diego Chargers, 1993  
Sacramento (CFL), 1993

## Gary Lee (WR)


Detroit Lions, 1987-89

## Ivery Lee (NG)

Houston Oilers, 1988

## Greg Lester (FL)

Denver Broncos, 1992



**TONY HOLLINGS** had a successful rookie season with Houston in 2003.

# PRO PLAYERS

## Dorsey Levens (RB)

Green Bay Packers, 1994-01  
Philadelphia Eagles, 2002  
New York Giants, 2003

## Sammy Lilly (CB)

New York Giants, 1988  
Philadelphia Eagles, 1989-90  
Los Angeles Rams, 1990-91, 92  
Tampa Bay Buccaneers, 1992  
Winnipeg Blue Bombers, 1993

## Billy Lothridge (P)

Dallas Cowboys, 1964  
Los Angeles Rams, 1965  
Atlanta Falcons, 1966-71  
Miami Dolphins, 1972

## Roy Lumpkin (B)

Portsmouth, 1930-33  
Detroit Lions, 1934  
Brooklyn, 1935-37

## David Lutz (T)

Kansas City Chiefs, 1983-92  
Detroit Lions, 1993-95

## Ralph Malone (LB)

Cleveland Browns, 1986-88  
Miami Dolphins, 1989

## Luke Manget (PK)

New Orleans Saints, 2003

## Billy Martin (E)

Chicago Bears, 1964-65  
Atlanta Falcons, 1966-67  
Minnesota Vikings, 1968

## Jeff Mathis (DT)

Phoenix Cardinals, 1990

## Clay Matthews (DE)

San Francisco 49ers, 1950, 53-55

## Jerry Mays (RB)

San Diego Chargers, 1990

## Felton McConnell (G)

Buffalo, 1927

## Curtis McGee (T)

New England Patriots, 1997  
Frankfurt (NFL Europe), 1997  
Pittsburgh Steelers, 1998  
St. Louis Rams, 1999  
NY/NJ (XFL), 2001  
Carolina Cobras (Arena), 2001

## Jason McGill (WR)

Miami Dolphins, 1993  
Green Bay Packers, 1993  
Philadelphia Eagles, 1994

## Pat McHugh (B)

Philadelphia Eagles, 1947-51

## Emmett Merchant (SE)

Philadelphia Eagles, 1992

## Harvey Middleton (WR)

Philadelphia Eagles, 1998-99

## Jermaine Miles (DE)

New England Patriots, 1997  
New Orleans Saints, 2001-02

## Hal Miller (OT)

San Francisco 49ers, 1953

## Veryl Miller (C)

Washington Redskins, 1991

## Warner Mizell (HB)

Brooklyn, 1931  
Frankford, 1931

## Mike Mooney (T)

Houston Oilers, 1992  
San Diego Chargers, 1992-93

## Pat Moriarty (RB)

Cleveland Browns, 1979

## George Morris (C-LB)

San Francisco 49ers, 1956

## Larry Morris (LB)

Los Angeles Rams, 1955-57  
Chicago Bears, 1959-65  
Atlanta Falcons, 1966



**BILLY SHAW:** The former Tech standout and long-time Buffalo Bill was enshrined in the Pro Football Hall of Fame in 1999.

## PRO FOOTBALL HALL OF FAME

**Joe Guyon, BB**  
*Inducted in 1966*

**Billy Shaw, T**  
*Inducted in 1999*

## Fred Murphy (E)

Cleveland Browns, 1960  
Minnesota Vikings, 1961

## Najee Mustafaa

(Reginald Rutland) (CB)  
Minnesota Vikings, 1987-92  
Cleveland Browns, 1993-94  
Oakland Raiders, 1995

## Danny Myers (QB)

St. Louis Cardinals, 1976

## Ed Nutting (DT)

Cleveland Browns, 1961  
Dallas Cowboys, 1963

## Craig Page (C)

Tennessee Titans, 1999-00  
Dallas Cowboys, 2000-01  
Atlanta Falcons, 2001-02

## Ken Parker (DT)

Seattle Seahawks, 1986

## Bill Paschal (HB)

New York Giants, 1943-47  
Boston Patriots, 1947-48

## Randy Pass (LB)

Green Bay Packers, 1978

## Don Patterson (DB)

Detroit Lions, 1979  
New York Giants, 1980

## Nathan Perryman (CB)

Arizona Cardinals, 1997

## Kevin Peoples (SS)

Sacramento (CFL), 1993

## Jeff Pierce (P)

Jacksonville Bulls (USFL), 1984

## Mark Pike (DE)

Buffalo Bills, 1986-98

## Cleve Pounds (DB)

New York Giants, 1986

## Eddie Prokop (HB)

N.Y. Yankees, 1946-47, '49  
Chicago Rockets, 1948

## Steve Raible (WR)

Seattle Seahawks, 1976-81

## Randy Rhino (DB)

New Orleans Saints, 1975  
Charlotte Hornets (WLF), 1975  
Montreal (CFL), 1976-80  
Ottawa Roughriders (CFL), 1981

## Al Richardson (LB)

Atlanta Falcons, 1980-86

## Jimmy Robinson (WR)

Atlanta Falcons, 1975  
New York Giants, 1976-79  
San Francisco 49ers, 1980  
Denver Broncos, 1981

## Charlie Rogers (WR)

Seattle Seahawks, 1999-01  
Buffalo Bills, 2002  
Miami Dolphins, 2003

## Ron Rogers (LB)

Baltimore Ravens, 1998  
Indianapolis Colts, 1998-99

## Ted Roof (LB)

Tampa Bay Buccaneers, 1986

## Coleman Rudolph (DT)

New York Jets, 1993-94  
New York Giants, 1994-96

## Jack Rudolph (LB)

Boston Patriots, 1960-65  
Miami Dolphins, 1966

## Lucius Sanford (LB)

Buffalo Bills, 1978-86  
Cleveland Browns, 1987

## Al Santone (G)

Hartford, 1926

## Stefen Scotton (RB)



Miami Dolphins, 1991

## Billy Shaw (G)

Buffalo Bills, 1961-69

## Derrick Shepard (DT)

Miami Dolphins, 1998



**TEAMMATES AGAIN:** Linebacker Nick Rogers (left) and wide receiver Kelly Campbell (left), who finished at Tech in 2001, are now teammates on the Minnesota Vikings.



# PRO PLAYERS



**JOE BURNS** enters his third season with the Buffalo Bills.

## **Billy Shields (T)**

San Diego Chargers, 1975-83  
San Francisco 49ers, 1984  
New York Jets, 1985  
Kansas City Chiefs, 1985

## **Charlie Simmons (WR)**

Green Bay Packers, 1995

## **Dave Simmons (LB)**

St. Louis Cardinals, 1965-66  
New Orleans Saints, 1967  
Dallas Cowboys, 1968

## **Roy Simmons (G)**

New York Giants, 1979-81  
Washington Redskins, 1981-83  
Jacksonville (USFL), 1984-86

## **David Sims (RB)**

Seattle Seahawks, 1977-79

## **Scott Sisson (K)**

New England Patriots, 1993-94  
Jacksonville Jaguars, 1995  
Minnesota Vikings, 1996

## **Eugene Smith (G)**

Chicago Bears, 1960

## **Michael Smith (FB)**

Birmingham (CFL), 1995

## **Sean Smith (T)**

New England Patriots, 1990-91  
Atlanta Falcons, 1992

## **Lum Snyder (T)**

Philadelphia Eagles, 1952-55, '58

## **Tyrone Sorrells (T)**

New Orleans Saints, 1987  
Cleveland Browns, 1988-89

## **Ken Southerland (T)**

Miami Dolphins, 1985

## **Glenn Spencer (DT)**

Jacksonville Bulls (USFL), 1986

## **Larry Stallings (LB)**

St. Louis Cardinals, 1963-76

## **Cedric Stallworth (DB)**

Green Bay Packers, 1989  
Frankfurt Galaxy, 1991-92

## **Derrick Steagall (WR)**

Miami Dolphins, 1998-99

## **John Steber (G)**

Washington Redskins, 1946-50

## **Rod Stephens (LB)**

Seattle Seahawks, 1989-94  
Washington Redskins, 1995-96

## **Joel Stevenson (TE)**

Cleveland Browns, 1969

## **Ryan Stewart (FS)**

Detroit Lions, 1996-99-01

## **Jim Still (QB-DB)**

Buffalo, 1948-49

## **Nate Stimson (LB)**

Indianapolis Colts, 1999-00

## **Vernon Strickland (LB)**

San Francisco 49'ers, 1998-99  
Berlin (NFL Europe), 1999  
N.Y. Giants, 2000-01

## **Rick Strom (QB)**

Pittsburgh Steelers, 1988-93  
Buffalo Bills, 1994-95  
Detroit Lions, 1996

## **Ken Swilling (SS)**

Tampa Bay Buccaneers, 1992  
Cleveland Browns, 1992-93  
Arizona Cardinals, 1994

## **Pat Swilling (LB)**

New Orleans Saints, 1986-92  
Detroit Lions, 1993-94  
Oakland Raiders, 1995-96, '98

## **Jim Bob Taylor (QB)**

Baltimore Colts, 1983

## **Michael Taylor (T)**

Houston Oilers, 1979  
New York Glants, 1980



**FORMER TECH TEAMMATES** Dez White (left) and Chris Young are now in the NFL. Young enters his third season in Denver. White signed with the Falcons after four years in Chicago.

## **Tom Taylor (C)**

Miami Dolphins, 1985-86

## **Stumpy Thomason (B)**

Brooklyn, 1930-35  
Philadelphia Eagles, 1935-36

## **Leo Tierney (C)**

Cleveland Browns, 1978  
New York Giants, 1978

## **Calvin Tiggler (LB)**

Tampa Bay Buccaneers, 1991-93

## **Travares Tillman (DB)**

Buffalo Bills, 2000-02  
Houston Texans, 2003  
Carolina Panthers, 2003

## **Mike Travis (DB)**

San Diego Chargers, 1986

## **Jeff Urcyk (G)**

Seattle Seahawks, 1976

## **Ben Utt (G)**

Balt/Indianapolis Colts, 1982-89

## **Carl Vereen (T)**

Green Bay Packers, 1957

## **Dean Waters (C)**

Kansas City Chiefs, 1984

## **Gordon Watkins (T)**

Minneapolis, 1930  
Frankford, 1930  
Brooklyn, 1931

## **Kerry Watkins (WR)**

Detroit Lions, 2003  
Montreal Alouettes, 2004

## **Dave Watson (G)**


Boston Patriots, 1963-64

## **Ken Whisenhunt (TE)**

Atlanta Falcons, 1985-88  
Washington Redskins, 1989-91  
N.Y. Jets, 1991-93

## **Dez White (WR)**

Chicago Bears, 2000-03



## **Charles Wiley (RB)**

Chicago (XFL), 2001

## **Rodney Wilkerson (ILB)**

Miami Dolphins, 1995

## **Reggie Wilkes (LB)**

Philadelphia Eagles, 1978-85  
Atlanta Falcons, 1986-89

## **Gary Wilkins (TE)**

Dallas Cowboys, 1985  
Buffalo Bills, 1986-87  
Atlanta Falcons, 1988  
Green Bay Packers, 1989  
Atlanta Falcons, 1990-92  
Washington Redskins, 1992

## **C.J. Williams (RB)**

Arizona Cardinals, 1997  
Edmonton (CFL), 1998

## **Clyde Williams (T)**

Philadelphia Eagles, 1935

## **Ike Williams (HB)**

Staten Island, 1929

## **Jerrelle Williams (ILB)**

San Diego Chargers, 1992

## **Marlon Williams (OLB)**

Baltimore CFL, 1995

## **Rodney Williams (P)**

St. Louis Rams, 1999  
Rhein (NFL Europe), 2000  
Washington Redskins, 2000  
New York Giants, 2001-02  
Seattle Seahawks, 2003  
Kansas City Chiefs, 2004

## **Ed Wilton (E)**

Pottsville, 1926

## **Recardo Wimbush (LB)**

Atlanta Falcons, 2003

## **Daryl Wise (SE)**

Miami Dolphins, 1987

## **Doug Wycoff (QB)**

New York Giants, 1927, 1931  
Staten Island, 1929-30, 1932  
Boston, 1934

## **Chris Young (DB)**

Denver Broncos, 2002-04  
Frankfurt (NFL Europe), 2003

## **Cedric Zachery (WR)**

Philadelphia Eagles, 1996  
Buffalo Bills, 1996

## **Frank Ziegler (HB)**

Philadelphia Eagles, 1949-53

NFL PHOTOS courtesy of Atlanta Falcons, Buffalo Bills, Rich Clarkson/Denver Broncos, Green Bay Packers, Houston Texans, Jacksonville Jaguars, Miami Dolphins, Ed Mahan, Pittsburgh Steelers, Minnesota Vikings, New York Jets, St. Louis Rams, Darrell Walker, Washington Redskins.



# BOWL GAMES



## THE NATION'S WINNINGEST BOWL TEAM

### Georgia Tech in Bowl Games 21-11 (.656)

#### All American Bowl (1-0)

1985 Georgia Tech 17, Michigan St. 14

#### Aloha Bowl (1-0)

1991 Georgia Tech 18, Stanford 17

#### Bluebonnet Bowl (0-1)

1962 Missouri 14, Georgia Tech 10

#### Carquest Bowl (1-0)

1997 Georgia Tech 35, West Virginia 30

#### Cotton Bowl (1-1)

1943 Texas 14, Georgia Tech 7

1955 Georgia Tech 14, Arkansas 6

#### Florida Citrus Bowl (1-0)

1991 Georgia Tech 45, Nebraska 21

#### Gator Bowl (3-3)

1956 Georgia Tech 21, Pittsburgh 14

1960 Arkansas 14, Georgia Tech 7

1961 Penn State 30, Georgia Tech 15

1965 Georgia Tech 31, Texas Tech 21

1999 Georgia Tech 35, Notre Dame 28

2000 Miami 28, Georgia Tech 13

#### Humanitarian Bowl (1-0)

2004 Georgia Tech 52, Tulsa 10

#### Liberty Bowl (1-0)

1972 Georgia Tech 31, Iowa State 30

#### Oil Bowl (1-0)

1947 Georgia Tech 41, St. Mary's 19

#### Orange Bowl (3-2)

1940 Georgia Tech 21, Missouri 7

1945 Tulsa 26, Georgia Tech 12

1948 Georgia Tech 20, Kansas 14

1952 Georgia Tech 17, Baylor 14

1967 Florida 27, Georgia Tech 12

#### Peach Bowl (0-3)

1971 Mississippi 41, Georgia Tech 18

1978 Purdue 41, Georgia Tech 21

2000 LSU 28, Georgia Tech 14

#### Rose Bowl (1-0)

1929 Georgia Tech 8, California 7

#### Seattle Bowl (1-0)

2001 Georgia Tech 24, Stanford 14

#### Silicon Valley Classic (0-1)

2002 Fresno State 30, Georgia Tech 21

#### Sugar Bowl (4-0)

1944 Georgia Tech 20, Tulsa 18

1953 Georgia Tech 24, Mississippi 7

1954 Georgia Tech 42, West Virginia 19

1956 Georgia Tech 7, Pittsburgh 0

#### Sun Bowl (1-0)

1970 Georgia Tech 17, Texas Tech 9

### BOWL GAME WINNING PERCENTAGE

*Minimum of 20 bowl appearances*

Institution	Record	Pct
1. GEORGIA TECH .....	21-11	.656
2. Penn State .....	23-12-2	.649
3. Southern California .....	27-15	.643
4. Oklahoma .....	23-13-1	.635
5. Mississippi .....	19-12	.612
6. Alabama .....	29-19-3	.598
7. Syracuse .....	12-8-1	.595
8. Florida State .....	18-12-2	.594
9. Georgia .....	21-15-3	.577
10. Miami (Fla.) .....	16-12	.571
11. Auburn .....	16-12-2	.567
12. Arizona State .....	10-9-1	.525
13. Tennessee .....	23-21	.523
NC State .....	11-10-1	.523
15. Notre Dame .....	13-12	.520

### BOWL VICTORIES

Institution	Wins
1. Alabama .....	29
2. Southern California .....	27
3. Penn State .....	23
Tennessee .....	23
Oklahoma .....	23
6. GEORGIA TECH .....	21
Nebraska .....	21
Georgia .....	21
9. Texas .....	20
10. Mississippi .....	19
11. Florida State .....	18
Michigan .....	18
13. Louisiana State .....	17

### BOWL APPEARANCES

Institution	Appearances
1. Alabama .....	51
2. Tennessee .....	44
3. Texas .....	43
4. Southern California .....	42
Nebraska .....	42
6. Georgia .....	39
7. Penn State .....	37
Oklahoma .....	37
9. Louisiana State .....	35
Ohio State .....	35
Michigan .....	35
12. Arkansas .....	33
13. GEORGIA TECH .....	32
Florida State .....	32

# BOWL GAMES



**1945 Orange Bowl**




**1947 Oil Bowl**



**1953 Sugar Bowl**



**1955 Cotton Bowl**



**1956 Gator Bowl**

## 1929 ROSE BOWL

**Georgia Tech 8, California 7**

**January 1, 1929**

**Rose Bowl, Pasadena, Calif.**

The Golden Tornado of Georgia Tech completed a perfect 10-0 season by stunning California, 8-7, in one of the strangest Rose Bowl games ever played.

The margin of victory for Tech was provided in the second quarter. With the score tied 0-0, Tech's Stumpy Thomason was hit by the Golden Bears' Benny Lom and fumbled around the Tech 35-yard line. California center Roy Riegels scooped up the ball and raced for the end zone. But in the confusion, Riegels got turned around and was heading toward the wrong end zone. He ran 64 yards, reaching the California one-yard line before he was tackled by his own teammate, Lom. On the next play, Tech's Vance Maree broke through the line and blocked Lom's punt for a safety.

Thomason scored on a 15-yard run early in the third quarter but his extra-point try was no good. Still, Tech led 8-0. California added a late score on Lom's 10-yard touchdown pass.

Georgia Tech .....	0	2	6	0	-	8
California .....	0	0	0	7	-	7

## 1940 ORANGE BOWL

**Georgia Tech 21, Missouri 7**

**January 1, 1940**

**Orange Bowl, Miami, Fla.**

The Yellow Jackets made their first of five trips to the Orange Bowl a successful one, defeating Missouri, 21-7, behind the heroics of 147-pound Johnny Bosch, who outran and outpassed the Tigers' all-America Paul Christman.

After an early Tiger score, Howard Ector completed a long, determined drive to knot the score at 7-7. Rob Ison raced 59 yards for a second-quarter Tech touchdown to give the Jackets the lead for good. Earl Wheby went

around the end for 34 yards and another Tech TD in the third period.

Missouri drove once to the Jackets' one-yard line in the fourth quarter, but Tech snuffed out the attack and finished its season with an 8-2 record and a No. 16 national ranking by the Associated Press.

Georgia Tech .....	7	7	7	0	-	21
Missouri .....	7	0	0	0	-	7

## 1943 COTTON BOWL

**Texas 14, Georgia Tech 7**

**January 1, 1943**

**Cotton Bowl, Dallas, Texas**

A gallant comeback effort fell three yards short for the Yellow Jackets as Texas held on to win the Cotton Bowl, 14-7, marking Georgia Tech's first loss in three bowl appearances.

The Longhorns took a 14-0 advantage into the fourth quarter, with the help of a 60-yard punt return, when Tech began to make its move. Davey Eldredge scored for the Jackets on a fourth-down Statue of Liberty play, and Tech drove to the Texas 3-yard line in the closing seconds, but threw three incomplete passes. Tech completed the season ranked fifth in the nation by the Associated Press with a 9-2 record.

Georgia Tech .....	0	0	0	7	-	7
Texas .....	7	0	7	0	-	14

## 1944 SUGAR BOWL

**Georgia Tech 20, Tulsa 18**

**January 1, 1944**

**Tulane Stadium, New Orleans, La.**

The 13th-ranked Yellow Jackets made their first trip to the Sugar Bowl a memorable one by overcoming an 18-7 Tulsa lead in the second half to complete an 8-3 season. The Golden

**Georgia Tech was the first school to win each of the four traditional major bowls, the Rose, Orange, Sugar and Cotton. The Jackets completed the feat in 1955.**

Hurricane used a fake field goal and a 75-yard run to open its lead.

Tech, which shut out the Hurricane in the second half, was led by the brilliant play of all-SEC halfback Eddie Prokop, who ran for 199 yards, threw a touchdown pass to all-America Phil Tinsley and booted two extra points. The Jackets' winning score came on a one-yard plunge by Ed Scharfschwerdt with less than seven minutes remaining.

Georgia Tech .....	0	7	6	7	-	20
Tulsa .....	6	12	0	0	-	18

## 1945 ORANGE BOWL

**Tulsa 26, Georgia Tech 12**

**January 1, 1945**

**Orange Bowl, Miami, Fla.**

For the second straight year, Tech faced Tulsa in a bowl game, but this time the Golden Hurricane turned the tables, avenging a Sugar Bowl loss to the Yellow Jackets the year before.

Quarterback Frank Broyles' 304-yard passing attack was not enough for Tech as Tulsa limited the 13th-ranked Jackets' ground game to 43 yards. Tulsa opened a 20-0 lead behind Ed Shedlosky's two touchdowns and held on to win. The Jackets scored on a 51-yard pass from Broyles to Johnny McIntosh and a two-yard run by Rumsey Taylor to complete an 8-3 season.

Georgia Tech .....	0	0	6	6	-	12
Tulsa .....	14	0	12	0	-	26



# BOWL GAMES

## 1947 OIL BOWL

**Georgia Tech 41, St. Mary's 19**

*January 1, 1947*

*Rice Stadium, Houston, Texas*

The Yellow Jackets added another bowl title to their collection by polishing off the St. Mary's Galloping Gaels in the third annual Oil Bowl. Tech opened a 27-7 lead at the half and cruised to the victory.

Tech's relentless defense picked off eight St. Mary's passes in the rain and mud of Rire Field, including one which W.P. McHugh returned 73 yards for a touchdown. All-America end George Brodnax caught two touchdown passes to lead the Tech scoring.

The Rambling Wreck finished its season with a 9-2 record and ranked 11th by the Associated Press.

Georgia Tech .....	7	20	7	7	-	41
St. Mary's .....	0	7	6	6	-	19

## 1948 ORANGE BOWL

**Georgia Tech 20, Kansas 14**

*January 1, 1948*

*Orange Bowl, Miami, Fla.*

The Yellow Jackets broke out to a 20-7 lead, then hung on for dear life to defeat Kansas, 20-14, in Tech's third Orange Bowl appearance of the 1940s. The Jayhawks were inches from a game-tying touchdown when quarterback Lynne McNutt fumbled a quarterback sneak and Tech's Rollo Phillips recovered in the closing minutes.

Quarterback Jim Still threw two touchdown passes to Jim Patton and one to Billy Queen, and finished the day with 129 yards passing. Georgia Tech completed the season 10-1, having lost only to Alabama, and ranked 10th by AP.

Georgia Tech .....	0	7	13	0	-	20
Kansas .....	0	7	0	7	-	14

## 1952 ORANGE BOWL

**Georgia Tech 17, Baylor 14**

*January 1, 1952*

*Orange Bowl, Miami, Fla.*

Georgia Tech made its first bowl appearance in four years and capped an 11-0-1 season by edging Baylor, 17-14, in the Orange Bowl. The Yellow Jackets, ranked fifth by Associated Press and United Press, broke a 14-14 deadlock in the fourth period on Pepper Rodgers' six-yard field goal for the victory.

The game slipped away from the Bears despite piling up 299 yards and 17 first downs



**JAMES PATTON** hauls in this touchdown pass in the 1948 Orange Bowl, in which Georgia Tech defeated Kansas.

to only 191 yards and nine first downs for the Jackets.

Tech came back twice in the game, the first time on Leon Hardeman's three-yard run which tied the score, 7-7, in the first quarter. Quarterback Darrell Crawford threw a touchdown pass to Buck Martin with six minutes left in the fourth to knot the game at 14-14.

The Jackets' defense also had a hand in the victory, shutting out the Bears in the second half and intercepting all-America quarterback Larry Isbell three times.

Georgia Tech .....	7	0	0	10	-	17
Baylor .....	7	7	0	0	-	14

### SCORING SUMMARY:

B-Parma 1 Run (Brocato Kick), 1st  
 GT-Hardeman 3 Run (Rodgers Kick), 1st  
 B-Coody 5 Run (Brocato Kick), 2nd  
 GT-Martin 6 Pass from Crawford (Rodgers Kick), 4th  
 GT-Rodgers 16 FG, 4th  
 Att-65,837

STATISTICS .....	GT	BAY
First Downs .....	9	17
Att-Yds Rushing .....	35-152	60-206
Yards Passing .....	84	93
Total Offense .....	216	299
Passes-Cmp-Att-Int .....	6-14-1	8-18-3
Fumbles-Lost .....	3-1	4-0
Punts-Avg. ....	7-35.3	6-34.7
Penalties-Yards .....	6-60	7-85

### LEADING RUSHERS:

GT-Hardeman 17-44, 1 TD; Crawford 9-36  
 B-Parma 19-107, 1 TD; Carpenter 15-65

### LEADING PASSERS:

GT-Crawford 6-14-1, 84, 1 TD  
 B-Isbell 8-18-3, 93

### LEADING RECEIVERS:

GT-Martin 4-49, 1 TD  
 B-Riley 3-35; Williams 3-32

## 1953 SUGAR BOWL

**Georgia Tech 24, Mississippi 7**

*January 1, 1953*

*Tulane Stadium, New Orleans, La.*

Georgia Tech (12-0) extended its unbeaten streak to 26 games and was named national champion by International News Service after beating Mississippi, 24-7, in its first Sugar Bowl appearance since 1944.

The Tech defense, which had given up fewer than five points a game during the season, allowed the Rebels to score on their first possession for a 7-0 lead, but shut them out the rest of the way behind the play of George Morris and Sam Hensley.

Quarterback Pepper Rodgers was the hero for the second straight year with a touchdown pass and a field goal to lead the Jackets, while Bill Brigman and Leon Hardeman each rushed for touchdowns.

Georgia Tech .....	0	10	7	7	-	24
Mississippi .....	7	0	0	0	-	7



# BOWL GAMES

## 1954 SUGAR BOWL

**Georgia Tech 42,  
West Virginia 19**

**January 1, 1954**

**Tulane Stadium, New Orleans, La.**

Georgia Tech, playing in a major bowl game for the third consecutive year, unleashed a record-breaking aerial attack to down the Mountaineers. The Jackets, 9-2 and ranked eighth by the Associated Press, set Sugar Bowl records for pass attempts (35), completions (20) and passing yards (268), and rolled up 438 yards in total offense.

Pepper Rodgers, always at his best in bowl games, was the central figure in the offensive attack, accounting for 23 points with his kicking and passing. He completed 16 of 26 passes for 195 yards, threw three TD passes and kicked one field goal and two extra points.

Sam Hensley led the Tech receiving corps with four catches for 76 yards and one touchdown, Dave Davis had four catches for 43 yards, and Henry Hair caught three passes for 29 yards and one touchdown.

Georgia Tech .....	14	6	9	13	-	42
West Virginia .....	0	6	0	13	-	19

### SCORING SUMMARY:

GT-Hensley 24 Pass from Rodgers (Rodgers Kick), 1st  
GT-Durham 2 Pass from Rodgers (Rodgers Kick), 1st  
WV-Williams 5 Run (Kick Failed), 2nd  
GT-Hair 5 Pass from Rodgers (Kick Failed), 2nd  
GT-Rodgers 18 FG, 3rd  
GT-Hardeman 23 Run (Kick Failed), 3rd  
WV-Marconi 1 Run (Allman Kick), 4th  
GT-Ruffin 43 Run (Kick Blocked), 4th



**PEPPER RODGERS** brings home the trophy for the 1953 Sugar Bowl. He also booted the game winning field goal in the 1952 Orange Bowl.

WV-Allman 1 Run (Kick Failed), 4th  
GT-Teas 9 Run (Turner Kick), 4th  
Att-70,500

STATISTICS .....	GT	WVU
First Downs .....	19	19
Att-Yds Rushing .....	34-170	57-223
Yards Passing .....	268	78
Total Offense .....	438	301
Passes-Cmp-Att-Int .....	20-35-2	7-18-2
Fumbles-Lost .....	3-1	5-4
Punts-Avg. ....	1-36.0	2-28.5
Penalties-Yards .....	7-45	5-35

### LEADING RUSHERS:

GT-Ruffin 3-58, 1 TD; Teas 9-32, 1 TD; Turner 3-32  
WV-Anderson 13-57; Moss 5-36; Norman 9-32

### LEADING PASSERS:

GT-Rodgers 16-26-2, 195, 3 TD; Brigman 3-4-0, 61  
WV-Wyant 4-15-2, 29; Anderson 3-3-0, 49

### LEADING RECEIVERS:

GT-Hensley 4-73, 1 TD; Davis 4-33; Hardeman 3-37,  
Hair 3-33, 1 TD  
WV-N/A

## 1955 COTTON BOWL

**Georgia Tech 14, Arkansas 6**

**January 1, 1955**

**Cotton Bowl, Dallas, Texas**

Appearing in a major bowl for the fourth straight year, Georgia Tech (8-3) completed a rare "grand slam" by winning the Cotton Bowl, 14-6, over Arkansas. The win gave the Yellow Jackets a victory in each of the four major bowls.

The Jackets had to come from behind as they so often had done in the past, with Paul Rotenberry providing the touchdown that tied the game. His four-yard run around end in the third quarter and Wade Mitchell's PAT put Tech ahead 7-6. Mitchell scored the final points with a one-yard plunge and added the point after with seven minutes left to play.

Tech amassed 285 yards on the ground, led by George Humphreys, who picked up 99 yards on 19 carries, and Jimmy Thompson, who gained 63 yards on 12 tries.

Georgia Tech .....	0	0	7	7	-	14
Arkansas .....	0	6	0	0	-	6

### SCORING SUMMARY:

AR-Walker 3 Run (Run Failed), 14:58, 2nd  
GT-Rotenberry 4 Run (Mitchell Kick), 5:06, 3rd  
GT-Mitchell 3 Run (Mitchell Kick), 6:53, 4th  
Att-75,500

STATISTICS .....	GT	ARK
First Downs .....	19	10
Att-Yds Rushing .....	63-285	38-141
Yards Passing .....	31	86
Total Offense .....	316	227
Passes-Cmp-Att-Int .....	4-15-0	6-10-1
Fumbles-Lost .....	1-0	0-0
Punts-Avg. ....	4-30.0	4-30.5
Penalties-Yards .....	4-30	4-30



**HIGH COTTON:** Georgia Tech's 1955 Cotton Bowl win was one of the Jackets' five consecutive major bowl victories from 1952-56.

### LEADING RUSHERS:

GT-Humphreys 19-99; Thompson 12-63  
AR-Moore 16-86; Walker 11-34, 1 TD

### LEADING PASSERS:

GT-Mitchell 4-10-0, 31  
AR-Walker 3-5-1, 51; Benson 4-5-0, 35

### LEADING RECEIVERS:

GT-Durham 2-20; Hair 2-11  
AR-Lyons 2-34; Thomason 1-22

## 1956 SUGAR BOWL

**Georgia Tech 7, Pittsburgh 0**

**January 2, 1956**

**Tulane Stadium, New Orleans, La.**

Georgia Tech won its fifth consecutive major bowl game in five seasons and ran its record to 4-0 in the Sugar Bowl with a 7-0 shutout of Pittsburgh. The seventh-ranked Jackets completed a 9-1-1 season.

Tech quarterback Wade Mitchell sneaked over from the one-yard line early in the game for the only score, taking advantage of a Panther fumble at the Pitt 32-yard line. The Jackets netted all of their offense—142 yards—on the ground, led by Dickie Mattison (27 yards) and Paul Rotenberry (25).

All-SEC guard Franklin Brooks was named the game's outstanding player, leading a brilliant Tech defensive effort which allowed Pitt 313 yards in offense but no scores. The Panthers mounted only two threats, driving to the one-yard line late in the first half and to the five as the final gun sounded.

# BOWL GAMES

Georgia Tech .....	7	0	0	0	-	7
Pittsburgh .....	0	0	0	0	-	0

## SCORING SUMMARY:

GT-Mitchell 1 Run (Mitchell Kick), 5:32, 1st  
Att-80,174

STATISTICS .....	GT	PIT
First Downs .....	10	19
Att-Yds Rushing .....	43-142	52-217
Yards Passing .....	0	94
Total Offense .....	142	313
Passes-Cmp-Att-Int .....	0-3-1	8-18-1
Fumbles-Lost .....	2-0	4-2
Punts-Avg. ....	6-33.8	4-38.7
Penalties-Yards .....	1-15	8-72

## LEADING RUSHERS:

GT-Owen 7-29; Mattison 7-27  
P-Grier 6-51; Cimarolli 11-37

## LEADING PASSERS:

GT-None  
P-Salvaterra 4-9-1, 50; Lewis 1-4-0, 29; Neft 3-5-0, 15

## LEADING RECEIVERS:

GT-None  
P-Walton 4-54; Glatz 2-48

## 1956 GATOR BOWL

### Georgia Tech 21, Pittsburgh 14

December 29, 1956

Gator Bowl, Jacksonville, Fla.

Georgia Tech (10-1) and Pittsburgh met in bowl competition for the second time in less than a year, and the fourth-ranked Yellow Jackets won their sixth consecutive bowl game in six seasons, a college record which would stand for the next 17 years.

The decisive score came after Pittsburgh fumbled the second half kickoff and Tech's Wesley Gibbs recovered. That set up a 37-yard drive, capped by Paul Rotenberry's five-yard touchdown run to give Tech a 21-7 lead.

In the second half, Pitt never drove past the Jackets' 32-yard line, which it reached at the closing gun. The Panthers collected 313 yards in total offense but were hurt by two fumbles and two interceptions.

Ken Owen scored the first Tech touchdown on a two-yard dive with 8:39 left in the opening period. George Volkert took a pitchout from quarterback Toppy Vann and hit Jerry Nabors for the second score with 2:02 left in the half. Stan Flowers led the Tech ground attack with 63 yards on just four carries, setting up the Jackets' second TD with a 34-yard jaunt.

Tech's Wade Mitchell was named the game's Most Valuable Player.

Georgia Tech .....	7	7	7	0	-	21
Pittsburgh .....	0	7	7	0	-	14

## SCORING SUMMARY:

GT-Owen 2 Run (Mitchell Kick), 8:39, 1st  
GT-Nabors 6 Pass from Volkert (Mitchell Kick), 2:02, 2nd  
P-Bowen 42 Pass from Salvaterra (Walton Pass from Salvaterra), 0:16, 2nd  
GT-Rotenberry 5 Run (Mitchell Kick), 9:00, 3rd  
P-Salvaterra 2 Run (Ragamery Kick), 3:37, 3rd  
Att-37,683

STATISTICS .....	GT	PIT
First Downs .....	10	16
Att-Yds Rushing .....	46-162	56-246
Yards Passing .....	45	67
Total Offense .....	207	313
Passes-Cmp-Att-Int .....	3-3-0	3-11-2
Fumbles-Lost .....	3-1	3-2
Punts-Avg. ....	5-41.2	3-36.0
Penalties-Yards .....	2-13	0-0

## LEADING RUSHERS:

GT-Flowers 4-63; Mattison 11-43  
P-Jeric 10-66; Passodelis 10-38

## LEADING PASSERS:

GT-Mitchell 2-2-0, 39; Volkert 1-1-0, 6, 1 TD  
P-Salvaterra 3-10-2, 67, 1 TD

## LEADING RECEIVERS:

GT-Nabors 2-32, 1 TD; Rotenberry 1-13  
P-Bowen 1-42, 1 TD; Walton, 1-21

## 1960 GATOR BOWL

### Arkansas 14, Georgia Tech 7

January 2, 1960

Gator Bowl, Jacksonville, Fla.

Tech returned to the bowl circuit for the first time in four years, but in their second Gator Bowl appearance, the Yellow Jackets were beaten by Arkansas behind the running of Jim Mooty and Lance Alworth.

Former Tech star Frank Broyles coached Arkansas to the victory, while all-America Maxie Baughan led the Tech defense and was named the Jackets' MVP for the game.

Georgia Tech .....	7	0	0	0	-	7
Arkansas .....	0	7	7	0	-	14

## SCORING SUMMARY:

GT-Tibbetts 51 Run (Faucette Kick), 1st  
AR-Alberty 1 Run (Letsinger Kick), 2nd  
AR-Mooty 19 Run (Letsinger Kick), 3rd  
Att-45,104

STATISTICS .....	GT	ARK
First Downs .....	13	15
Att-Yds Rushing .....	37-172	53-218
Yards Passing .....	64	21
Total Offense .....	236	239
Passes-Cmp-Att-Int .....	8-18-1	2-6-1
Fumbles-Lost .....	2-0	3-1
Punts-Avg. ....	4-40.8	4-36.5
Penalties-Yards .....	3-15	5-56

## LEADING RUSHERS:

GT-Tibbetts 3-59, 1 TD; Anderson 12-38  
AR-Mooty 18-99, 1 TD; Alworth 9-40

## LEADING PASSERS:

GT-Braselton 8-18-1, 64  
AR-Monroe 2-4-0, 21

## LEADING RECEIVERS:

GT-Graning 3-19  
AR-Mooty 1-12

## 1961 GATOR BOWL

### Penn State 30, Georgia Tech 15

December 31, 1961

Gator Bowl, Jacksonville, Fla.

Penn State overcame a 9-0 deficit in the second quarter to down Georgia Tech, 30-15, in the first bowl meeting between the two football powers. Nittany Lions' quarterback Galen Hall passed for 175 yards and three touchdowns, completing 12 of 22 aeriels.

Tech MVP Joe Auer, who rushed for 98 yards on 10 carries, did his best to keep the 13th-ranked Jackets in the game, racing 68 yards for a second quarter score and 14 yards for a third-quarter TD that brought Tech to within 20-15. Billy Lothridge completed eight of 17 passes for 154 yards.

Tech, which finished with a 7-4 record, recorded a first-quarter safety when Hall was called for intentional grounding in the Penn State end zone.

Georgia Tech .....	2	7	0	6	-	15
Penn State .....	0	14	6	10	-	30

## SCORING SUMMARY:

GT-Safety, 10:01, 1st  
GT-Auer 68 Run (Lothridge Kick), 10:19, 2nd  
PS-Gursky 13 Pass from Hall (Jonas Kick), 6:09, 2nd  
PS-Kochman 27 Pass from Hall (Jonas Kick), 2nd  
PS-Powell 35 Pass from Hall (Pass Failed), 2:07, 3rd  
GT-Auer 14 Run (Run Failed), 10:47, 4th  
PS-Jonas 16 FG, 3:40, 4th  
PS-Torris 1 Run (Jonas Kick), 1:08, 4th  
Att-50,202

STATISTICS .....	GT	PSU
First Downs .....	19	13
Att-Yds Rushing .....	45-211	35-138
Yards Passing .....	201	175
Total Offense .....	412	313
Passes-Cmp-Att-Int .....	12-24-2	12-22-0
Fumbles-Lost .....	6-3	1-1
Punts-Avg. ....	5-27.6	8-41.0
Penalties-Yards .....	2-14	6-63

## LEADING RUSHERS:

GT-Auer 10-98, 2 TD; Williamson 11-44  
PS-Kochman 13-76; Torris 12-27, 1 TD

## LEADING PASSERS:

GT-Lothridge 8-16-0, 154; Gann 4-8-2, 47  
PS-Hall 12-22-0, 195, 3 TD

## LEADING RECEIVERS:

GT-Williamson 4-102; B. Martin 3-36  
PS-Robinson 4-40; Anderson 3-40; Kochman 2-36, 1 TD

# BOWL GAMES

## 1962 BLUEBONNET BOWL

Missouri 14, Georgia Tech 10

December 22, 1962

Rice Stadium, Houston, Texas

Missouri handed Georgia Tech its third consecutive bowl loss, downing the Yellow Jackets, 14-10, in their first Bluebonnet Bowl appearance.

Halfback Bill Tobin ran for 117 yards to lead a Tiger offense which amassed 258 yards—all on the ground. Tobin scored the winning touchdown on a 77-yard sprint with 5:54 left in the third quarter, and the Tigers did not complete a single pass in the game.

Joe Auer scored the Jackets' only touchdown and led Tech's rushing attack with 62 yards on 10 carries. Quarterback Billy Lothridge kicked a 26-yard field goal but was hurt by four interceptions in the game. Tech finished its season 7-3-1.

Georgia Tech .....	0	7	3	0	-	10
Missouri .....	7	0	7	0	-	14

### SCORING SUMMARY:

MO-Johnson 21 Run (Leistritz Kick), 1st  
GT-Auer 6 Run (Lothridge Kick), 2nd  
MO-Tobin 77 Run (Leistritz Kick), 3rd  
GT-Lothridge 26 FG, 3rd  
Att-55,000

STATISTICS .....	GT	MO
First Downs .....	13	10
Att-Yds Rushing .....	45-169	46-258
Yards Passing .....	68	0
Total Offense .....	237	258
Passes-Cmp-Att-Int .....	5-15-4	0-7-2
Fumbles-Lost .....	0-0	2-2
Punts-Avg. ....	6-38.5	5-39.6
Penalties-Yards .....	1-5	4-35

### LEADING RUSHERS:

GT-Auer 10-67, 1 TD; McNames 13-57  
MO-Tobin 11-114, 1 TD; Johnson 8-66, 1 TD

### LEADING PASSERS:

GT-Lothridge 5-15-4, 68  
MO-Johnson 0-5-1, 0; Roland 0-2-1, 0

### LEADING RECEIVERS:

GT-Auer 3-57  
MO-None

## 1965 GATOR BOWL

Georgia Tech 31, Texas Tech 21

December 31, 1965

Gator Bowl, Jacksonville, Fla.

Georgia Tech went to its fourth bowl game in six years and evened its Gator Bowl record at 2-2 by downing Texas Tech, 31-21, sparked by quarterback Jerry Priestley.

Priestley, a senior, completed only one pass and rushed only five times for 12 yards, but his one-yard keeper for a touchdown put the Yellow



**LENNY SNOW** rushed for a Gator Bowl record 136 yards against Texas Tech in 1965 and earned Most Valuable Player honors. Snow is Tech's career leader in rushing yards in bowl games with 246.

Jackets ahead to stay, 24-21, with 13:07 left in the game.

Halfback Lenny Snow rushed for 136 yards on 33 carries, then a Tech and Gator Bowl record, and scored a touchdown in earning Most Valuable Player honors. Tech collected 364 yards rushing in the game. The Yellow Jackets also set Gator Bowl marks for runs from scrimmage (79) and first downs rushing (23).

Texas Tech quarterback Tom Wilson completed 22 of 40 passes for 283 yards, but the Jackets (7-3-1) held on by recovering three fumbles and intercepting two passes.

Georgia Tech .....	0	9	7	15	-	31
Texas Tech .....	7	0	14	0	-	21

### SCORING SUMMARY:

TT-Agan 4 Pass from Wilson (Gill Kick), 12:03, 1st  
GT-Smith 2 Run (Henry Kick), 10:31, 2nd  
GT-Safety, 2nd  
GT-Snow 1 Run (Henry Kick), 10:00, 3rd  
TT-Anderson 1 Run (Gill Kick), 9:05, 3rd  
TT-Shipley 15 Pass from Wilson (Gill Kick), 3:52, 3rd  
GT-Priestley 1 Run (Priestley Run), 13:07, 4th  
GT-Verner 1 Run (Henry Kick), 12:31, 4th  
Att-60,127

STATISTICS .....	GT	TT
First Downs .....	27	17
Att-Yds Rushing .....	79-364	22-113
Yards Passing .....	77	283
Total Offense .....	441	396
Passes-Cmp-Att-Int .....	5-10-1	22-40-2
Fumbles-Lost .....	2-1	3-3

Punts-Avg. ....	4-32.5	3-41.7
Penalties-Yards .....	5-57	2-25

### LEADING RUSHERS:

GT-Snow 33-136, 1 TD; Smith 16-76, 1 TD  
TT-Anderson 13-85, 1 TD

### LEADING PASSERS:

GT-King 4-7-1, 58; Priestley 1-3-0, 19  
TT-Wilson 22-40-2, 283, 2 TD

### LEADING RECEIVERS:

GT-Baynham 2-52  
TT-Anderson 9-138; Shipley 5-64, 1 TD

## 1967 ORANGE BOWL

Florida 27, Georgia Tech 12

January 1, 1967

Orange Bowl, Miami, Fla.

Eighth-ranked Georgia Tech's fifth appearance in the Orange Bowl also was its last game under legendary head coach Bobby Dodd, as the Yellow Jackets fell to the Gators, 27-12.

Tech trailed just 7-6 late in the third quarter and was threatening when quarterback Kim King was intercepted. Florida's Larry Smith raced 94 yards on the ensuing drive for the back-breaking touchdown. Heisman Trophy winner Steve Spurrier quarterbacked the Gators.

Lenny Snow starred again for Tech, rushing for 110 yards and hauling in a 52-yard pass reception. Tech finished its final season under Dodd with a 9-2 record.



# BOWL GAMES



**HEAD COACH BILL FULCHER** with quarterback Jim Stevens, who threw three touchdown passes and was named MVP of Tech's 1972 Liberty Bowl win.

## SCORING SUMMARY:

GT-Healy 2 Run (Thigpen Kick), 10:23, 1st  
 GT-Moore 21 FG, 0:42, 2nd  
 TT-McCutchen 7 Run (Ingram Kick), 8:13, 3rd  
 TT-Safety, 6:41, 3rd  
 GT-McNamara 2 Run (Thigpen Kick), 1:44, 4th  
 Att-30,512

STATISTICS .....	GT	TT
First Downs .....	18	13
Att-Yds Rushing .....	54-186	49-215
Yards Passing .....	138	28
Total Offense .....	324	243
Passes Cmp-Att-Int .....	13-19-1	3-11-3
Fumbles-Lost .....	0-0	6-3
Punts-Avg. ....	6-34.3	4-41.0
Penalties-Yards .....	7-66	4-40

## LEADING RUSHERS:

GT-Healy 20-59, 1 TD; Cunningham 14-42  
 TT-Hargrave 8-83; McCutchen 22-81, 1 TD

## LEADING PASSERS:

GT-Williams 11-14-1, 123; McAshan 2-5-0, 15  
 TT-Napper 3-11-3, 28

## LEADING RECEIVERS:

GT-Pallman 3-42; Macy 3-37; Foster, 3-24  
 TT-Odom 2-23

## 1971 PEACH BOWL

**Mississippi 41, Georgia Tech 18**

**December 30, 1971**

**Fulton County Stadium, Atlanta, Ga.**

Mississippi, which lost to Georgia Tech in the Sugar Bowl in 1953, coasted to the win this time after building a 38-6 halftime lead in the Yellow Jackets' first Peach Bowl appearance.

Despite near equality in total offense (317 for Tech to 318 for Ole Miss), the Jackets suffered from five turnovers, including two interceptions by quarterback Eddie McAshan. Rob Healy scored all three Tech touchdowns, and rushed for 27 yards on 17 carries. McAshan completed 13 of 26 passes for 151 yards.

Ole Miss tailback Greg Ainsworth led all rushers with 119 yards on 28 carries, and Jimmy Porter rushed for two scores.

Georgia Tech .....	0	6	6	6	-	18
Mississippi .....	10	28	0	3	-	41

## SCORING SUMMARY:

M-Weese 1 Run (Hinton Kick), 9:15, 1st  
 M-Hinton 25 FG, 6:47, 1st  
 M-Porter 2 Run (Hinton Kick), 14:57, 2nd  
 M-Porter 10 Run (Hinton Kick), 10:52, 2nd  
 M-Felts 15 Pass from Lyons (Hinton Kick), 9:56, 2nd  
 M-Myers 11 Pass from Weese (Hinton Kick), 3:05, 2nd  
 GT-Healy 2 Run (Run Failed), 0:26, 2nd  
 GT-Healy 1 Run (Pass Failed), 8:50, 3rd  
 GT-Healy 1 Run (Run Failed), 13:49, 4th  
 M-Hinton 30 FG, 4:06, 4th  
 Att-36,771

## 1970 SUN BOWL

**Georgia Tech 17, Texas Tech 9**

**December 19, 1970**

**El Paso, Texas**

Georgia Tech met Texas Tech in a bowl game for the second time and again defeated the Red Raiders, 17-9, buoyed by an outstanding defensive effort which shut out Texas Tech in the first half.

The 13th-ranked Yellow Jackets built a 10-0 halftime lead behind a one-yard touchdown plunge by Rob Healy and a 21-yard field goal by Jack Moore. Texas Tech closed the gap to 10-9 in the third quarter with the help of a blocked punt safety.

The Red Raiders missed a 24-yard field goal which would have given them the lead in the fourth quarter, and Bill Flowers recovered a Texas Tech fumble at the Raiders' 25-yard line to set up the clinching touchdown. Third-string tailback Kevin McNamara bulled in from two yards out for the score.

Quarterback Jack Williams completed 11 of 14 passes for 123 yards, and Healy led Tech rushers with 59 yards in a balanced attack. Brent Cunningham added 42 yards for Tech, which finished 9-3.

Georgia Tech .....	7	3	0	7	-	17
Texas Tech .....	0	0	9	0	-	9

Georgia Tech .....	6	0	0	6	-	12
Florida .....	0	7	7	13	-	27

## SCORING SUMMARY:

GT-Baynham 10 Pass from King (Run Failed)  
 FL-McKeel 1 Run (Barfield Kick)  
 FL-L. Smith 94 Run (Barfield Kick)  
 GT-Good 25 Run (Pass Failed)  
 FL-McKeel 1 Run (Pass Failed)  
 Att-72,426

STATISTICS .....	GT	FLA
First Downs .....	17	22
Att-Yds Rushing .....	46-197	48-289
Yards Passing .....	128	165
Total Offense .....	325	454
Passes-Cmp-Att-Int .....	6-22-4	15-32-1
Fumbles-Lost .....	2-1	1-1
Punts-Avg. ....	6-42.3	7-36.1
Penalties-Yards .....	5-41	4-32

## LEADING RUSHERS:

GT-Snow 24-110; Good 3-24, 1 TD  
 FL-L. Smith 23-187, 1 TD; McKeel 3-50, 2 TD

## LEADING PASSERS:

GT-Good 3-6-1, 80; King 3-16-3, 42, 1 TD  
 FL-Spurrier 14-30-1, 160; Wages 1-2-0, 5, 1 TD

## LEADING RECEIVERS:

GT-Smith 2-32; Snow 1-52  
 FL-Trapp 5-43; Ewaldson 4-30; Coons 3-35, 1 TD

# BOWL GAMES

STATISTICS.....	GT	MISS
First Downs.....	16	17
Att-Yds Rushing.....	41-166	48-179
Yards Passing.....	151	139
Total Offense.....	317	318
Passes-Cmp-Att-Int.....	13-26-2	9-18-1
Fumbles-Lost.....	3-3	2-1
Punts-Avg.....	5-31.2	5-37.4
Penalties-Yards.....	8-38	5-25

## LEADING RUSHERS:

GT-Hennessey 6-57; Cunningham 5-30; Healy 17-27, 3 TD  
M-Ainsworth 28-119; Porter 8-26, 2 TD

## LEADING PASSERS:

GT-McAshan 13-26-2, 151  
M-Weese 7-14-0, 23, 1 TD; Lyons 2-4-1, 23, 1 TD

## LEADING RECEIVERS:

GT-Owings 5-87; Oven 3-26  
M-Barry 3-39; Myers 2-49, 1 TD; Felts 2-23, 1 TD

## 1972 LIBERTY BOWL

### Georgia Tech 31, Iowa State 30

December 18, 1972

Liberty Bowl, Memphis, Tenn.

Backup quarterback Jim Stevens completed 12 of 15 passes for 157 yards and three touchdowns and was named the game's Most Valuable Player as Georgia Tech won a thriller over Iowa State in its only Liberty Bowl.

Stevens was nearly the goat, however, when the Cyclones recovered his errant pitchout and drove 33 yards for a touchdown with 1:36 left in the game. But Iowa State quarterback George Amundson threw a two-point conversion pass away under pressure and left his team trailing by a point. Tech's Mark Fields recovered the ensuing onside kick, and the Jackets ran out the clock to seal the win.

Tech, ranked 20th, struck first after recovering an Iowa State fumble with a 32-yard field goal by Cam Bonifay. But the Cyclones then scored twice for a 14-3 lead after one quarter. Tech rallied on a Stevens-to-Jimmy Robinson pass and a Gary Faulkner interception return to trail at the half, 21-17.

Stevens passed to Rob Healy for a touchdown in the third quarter to give the Jackets' the lead again, 24-21, then hit Kevin McNamara for a score in the fourth period for Tech's final points.

Georgia Tech .....	3	14	7	7	-	31
Iowa State .....	14	7	3	6	-	30

## SCORING SUMMARY:

GT-Bonifay 32 FG, 13:55, 1st  
IS-Harris 19 Pass from Amundson (Goedjen Kick), 9:40, 1st  
IS-Moore 1 Run (Goedjen Kick), 3:29, 1st  
GT-Robinson 9 Pass from Stevens (Kick Failed), 8:15, 2nd  
GT-Faulkner 19 Interception Return (Stevens Run), 1:46, 2nd  
IS-Jones 93 Kickoff Return (Goedjen Kick), 1:23, 2nd

GT-Healy 22 Pass from Stevens (Thigpen Kick), 7:08, 3rd  
IS-Goedjen 30 FG, 1:40, 3rd  
GT-McNamara 3 Pass from Stevens (Thigpen Kick), 11:28, 4th  
IS-Harris 5 Pass from Amundson (Pass Failed), 1:36, 4th  
Att-50,021

STATISTICS.....	GT	ISU
First Downs.....	18	18
Att-Yds Rushing.....	47-123	45-185
Yards Passing.....	157	153
Total Offense.....	280	338
Passes-Cmp-Att-Int.....	12-15-1	10-19-2
Fumbles-Lost.....	5-2	3-2
Punts-Avg.....	5-36.6	3-24.6
Penalties-Yards.....	1-5	4-39

## LEADING RUSHERS:

GT-Southall 22-48; Healy 11-46  
IS-Amundson 13-78; Moore 19-50, 1 TD

## LEADING PASSERS:

GT-Stevens 12-15-1, 157, 3 TD  
IS-Amundson 10-19-2, 153, 2 TD

## LEADING RECEIVERS:

GT-Oven 3-38; Robinson 3-29, 1 TD; Healy 2-41, 1 TD  
IS-Harris 4-46, 2 TD; Jones 2-65

## 1978 PEACH BOWL

### Purdue 41, Georgia Tech 21

December 25, 1978

Fulton County Stadium, Atlanta, Ga.

With record-breaking tailback Eddie Lee Ivey sidelined with an ankle injury, Georgia Tech failed to get untracked in its second Peach Bowl appearance.

The Yellow Jackets mustered but 12 yards rushing and had to rely on the passing of quarterback Mike Kelley, who completed 17 of 38 passes for 168 yards and two touchdowns. Fullback Rodney Lee scored the other Tech TD on a one-yard run. Drew Hill and Gary Hardie caught four passes each for Tech.

The Boilermakers led 34-7 at the half, mainly behind quarterback Mark Herrmann, who completed 12 of 24 passes for 166 yards and two scores.

Georgia Tech .....	0	7	0	14	-	21
Purdue .....	21	13	0	7	-	41


## SCORING SUMMARY:

P-Jones 3 Run (Savereen Kick), 10:40, 1st  
P-Jones 8 Run (Savereen Kick), 9:47, 1st  
P-Smith 10 Pass from Herrmann (Savereen Kick), 6:04, 1st  
P-Herrmann 2 Run (Savereen Kick), 13:04, 2nd  
GT-Lee 1 Run (Smith Kick), 9:35, 2nd  
P-Macon 1 Run (Kick Failed), 3:58, 2nd  
P-Burrell 12 Pass from Herrmann (Savereen Kick), 12:38, 4th  
GT-Moore 3 Pass from Kelley (Hill Run), 2:40, 4th  
GT-Hill 31 Pass from Kelley (Pass Failed), 1:15, 4th  
Att-20,277

STATISTICS.....	GT	PUR
First Downs.....	14	24
Att-Yds Rushing.....	33-12	58-157
Yards Passing.....	168	166
Total Offense.....	180	323
Passes-Cmp-Att-Int.....	17-38-2	12-27-2
Fumbles-Lost.....	2-2	3-1
Punts-Avg.....	7-36.7	5-36.6
Penalties-Yards.....	5-48	9-78



**A SUN-NY DAY:** Tech players before and during the 1970 Sun Bowl in El Paso, Texas, including quarterbacks Eddie McAshan (#1) and Jack Williams (#12) with head coach Bud Carson.






# BOWL GAMES



**1967 Orange Bowl**



**1985 All-American Bowl**



**1991 Florida Citrus Bowl**



**1991 Aloha Bowl**



**1997 Carquest Bowl**

## LEADING RUSHERS:

GT-Lee 6-24, 1 TD; Hill 2-21; Shamburger 13-20  
P-Macon 19-66, 1 TD; Jones 13-50, 2 TD

## LEADING PASSERS:

GT-Kelley 17-38-2, 168, 2 TD  
P-Herrmann 12-24-2, 166, 2 TD

## LEADING RECEIVERS:

GT-Hill 5-77, 1 TD; Hardie 4-40; Moore 1-7, 1 TD  
P-Burrell 4-55, 1 TD; Harris 2-38; Smith 1-10, 1 TD

## 1985 ALL-AMERICAN BOWL

**Georgia Tech 17,  
Michigan State 14**

**December 31, 1985  
Legion Field, Birmingham, Ala.**

Reserve quarterback Todd Rampley, sophomore tailback Malcolm King and a stingy Georgia Tech defense made this a New Year's Eve to remember in Birmingham, Ala., as the Rambling Wreck scored a 17-14 come-from-behind victory over Michigan State and its outstanding tailback Lorenzo White.

King ran for 122 yards on 16 carries, including the decisive touchdown with just 1:50 remaining in the game to complete the comeback. King's five-yard burst capped his best game of the season, and his 56-yard jaunt in the second quarter set up Tech's other touchdown, a one-yard sneak by Rampley.

Rampley, a sophomore replacing starter John Dewberry, completed 12 of 23 passes in his first collegiate start, while David Bell connected on a 40-yard field goal in the fourth period, his eighth consecutive successful attempt.

Tech's defense allowed White, the nation's leading rusher, his due with 158 yards but limited the rest of the Spartans to just 75 total yards.

The victory gave Tech a 9-2-1 record, its best since the Bobby Dodd Era, and gave the Rambling Wreck a No. 18 ranking in the final national poll.

Georgia Tech .....	0	0	7	10	-	17
Michigan State .....	0	7	7	0	-	14

## SCORING SUMMARY:

MS-Ingram 6 Pass from Yarema (Caudell Kick), 2:03, 2nd  
GT-Rampley 1 Run (Bell Kick), 11:14, 3rd  
MS-Ingram 27 Pass from Yarema (Caudell Kick), 4:41, 3rd  
GT-Bell 40 FG, 7:08, 4th  
GT-King 5 Run (Bell Kick), 1:50, 4th  
Att-45,000

STATISTICS .....	GT	MSU
First Downs .....	16	14
Att-Yds Rushing .....	48-182	39-148
Yards Passing .....	99	85
Total Offense .....	281	233
Passes-Cmp-Att-Int .....	12-23-1	6-15-1
Fumbles-Lost .....	2-0	2-1
Punts-Avg. ....	7-37.8	6-36.7
Penalties-Yards .....	5-47	3-28



**TODD RAMPLEY** made his first career start in the 1985 All-American Bowl and led the Jackets over Michigan State.

## LEADING RUSHERS:

GT-King 16-122, 1 TD; Kelsey 8-30; Mays 9-20  
MS-White 33-158; Morse 2-8

## LEADING PASSERS:

GT-Rampley 12-23-1, 99  
MS-Yarema 6-15-1, 85, 2 TD

## LEADING RECEIVERS:

GT-Collier 3-14; Mays 3-22; Massey 2-23  
MS-Ingram 3-70, 2 TD; Rison 1-18

## 1991 FLORIDA CITRUS BOWL

**Georgia Tech 45, Nebraska 21**

**January 1, 1991  
Citrus Bowl, Orlando, Fla.**

Underdog Georgia Tech clinched the UPI national championship with a dominating 45-21 win over 13th-ranked Nebraska in Orlando, Fla., on New Year's Day as MVP Shawn Jones collected 318 yards of total offense and running back William Bell gained 127 yards on the ground. Tech completed a storybook season as the nation's only undefeated team with an 11-0-1 record.

"This is the greatest team I've ever coached," said national Coach of the Year Bobby Ross. "To me, they'll always be national champions."

Jones, who threw for a career high 277 yards and two touchdowns, directed Tech to a 21-0 lead with scoring tosses to Bell and Emmett Merchant in the second quarter. A Scott Sisson 37-yard field goal gave the Jackets a 24-14 halftime lead.

Nebraska threatened on its first possession of the second half, but Keith Holmes blocked a field goal attempt which led to a one-yard touchdown run by Jones. Bell added two touchdown runs, including a brilliant 57-yard jaunt. The 45 points is the most ever scored by Tech in a bowl game.

Strong safety Thomas Balkcom was voted the defensive MVP with two sacks. Also contributing to the outstanding defensive effort were linebackers Calvin Tiggler and Marlon Williams and cornerback Willie Clay.



# BOWL GAMES



**SHAWN JONES** had 318 yards of total offense in Tech's 45-21 win over Nebraska in the 1991 Citrus Bowl.

Georgia Tech .....	7	17	7	14	-	45
Nebraska .....	0	14	7	0	-	21

## SCORING SUMMARY:

GT-Scotton 6 Run (Sisson Kick), 11:45, 1st  
 GT-Merchant 22 Pass from Jones (Sisson Kick), 12:23, 2nd  
 GT-Bell 2 Pass from Jones (Sisson Kick), 7:50, 2nd  
 N-Mitchell 30 Pass from Haase (Barrios Kick), 6:21, 2nd  
 N-Brown 50 Run (Barrios Kick), 5:07, 2nd  
 GT-Sisson 37 FG, 1:50, 2nd  
 GT-Jones 1 Run (Sisson Kick), 5:33, 3rd  
 N-Washington 21 Pass from Haase (Barrios Kick), 0:30, 3rd  
 GT-Bell 6 Run (Sisson Kick), 9:43, 4th  
 GT-Bell 57 Run (Sisson Kick), 7:43, 4th  
 Att-72,328

STATISTICS .....	GT	NEB
First Downs .....	19	14
Att-Yds Rushing .....	44-190	40-126
Yards Passing .....	277	209
Total Offense .....	467	335
Passes-Cmp-Att-Int .....	16-23-1	14-25-0
Fumbles-Lost .....	2-1	3-2
Punts-Avg. ....	6-40.2	8-39.2
Penalties-Yards .....	5-50	6-69

## LEADING RUSHERS:

GT-Bell 16-127, 2 TD; Jones 11-41, 1 TD; Wright 8-19  
 N-Brown 11-99, 1 TD; Turner 2-21; Baldwin 8-21

## LEADING PASSERS:

GT-Jones 16-23-1, 277, 2 TD  
 N-Grant 0-4-0, 0; Haase 14-21-0, 209, 2 TD

## LEADING RECEIVERS:

GT-Bell 4-53, 1 TD; Rodriguez 3-66; Merchant 3-43, 1 TD  
 N-Mitchell 5-138, 1 TD; Turner 3-24; Soto 3-14

## 1991 ALOHA BOWL

**Georgia Tech 18, Stanford 17**

**December 25, 1991**

**Aloha Stadium, Honolulu, Hawaii**

Jimmy Lincoln's two-point conversion run with just 14 seconds remaining in the game provided Georgia Tech with an 18-17 come-from-behind victory over Stanford, making the final game of the Bobby Ross era a successful one before 34,433 fans at the 10th annual Jeep Eagle Aloha Bowl in Honolulu.

Willie Clay's 63-yard punt return set up Tech's game-winning 31-yard, seven play drive which was capped by a one-yard touchdown run by quarterback Shawn Jones with 14 seconds remaining. Disdaining the game-tying kick, Jones optioned to his right, pitching the ball to Lincoln, who cut back inside and dove across the goal for the game-winning points.

The win was Tech's third straight in bowl game competition and its second bowl victory in two seasons, boosting its all-time bowl record to 17-8 and its NCAA-best bowl winning percentage to .680. The game was also the final contest at Tech for Ross, who on Jan. 2 accepted the head coaching position with the San Diego Chargers of the NFL.

Stanford, ranked 17th, jumped to an early, 7-0 lead marching 48 yards in 6 plays for the score, a six-yard touchdown run by fullback Tommy Vardell.

The Jackets responded on their first possession, marching 60 yards in 10 plays for the tying score, a two-yard TD toss from Jones to tailback Michael Smith and with 8:33 remaining in the first quarter, the score was tied at 7-all.

Tech broke on top with 22 seconds left in the opening stanza when a Scott Sisson 24-yard field goal capped off a 74-yard, 11-play drive, all on the ground.

Stanford evened the game on its opening possession of the second half with a 38-yard field goal by Aaron Mills at the 9:21 mark for a 10-10 tie. Then Vardell, who rushed for a game-high 104 yards on 21 carries, put the Cardinal on top, 17-10, with a two-yard TD run with 5:50 to go in the quarter.

The Jackets saw one potential scoring threat thwarted on the final play of the third quarter when freshman fullback Rodney Wilkerson fumbled at the Cardinal one. Stanford's defense then held Tech to just three first downs in the second half until the game-winning drive.

Georgia Tech .....	10	0	0	8	-	18
Stanford .....	7	10	0	0	-	17

## SCORING SUMMARY:

ST-Vardell 6 Run (Mills Kick), 12:02, 1st  
 GT-Smith 2 Pass from Jones (Sisson Kick), 9:02, 1st  
 GT-Sisson 24 FG, 0:00, 1st  
 ST-Mills 38 FG, 9:21, 2nd  
 ST-Vardell 2 Run (Mills Kick), 5:50, 2nd  
 GT-Jones 1 Run (Lincoln Run), 0:14, 4th  
 Att-34,433

STATISTICS .....	GT	ST
First Downs .....	14	19
Att-Yds Rushing .....	34-198	43-159
Yards Passing .....	61	170
Total Offense .....	259	329
Passes-Cmp-Att-Int .....	14-30-1	16-32-1
Fumbles-Lost .....	3-2	2-1
Punts-Avg. ....	7-47.4	6-42.3
Penalties-Yards .....	6-50	6-49
Sacks By-Yds .....	2-11	1-7

## LEADING RUSHERS:

GT-Jones 10-48, 1 TD; Smith 7-47; Wilkerson 7-44  
 ST-Vardell 21-104, 2 TD; Milburn 12-56

## LEADING PASSERS:

GT-Jones 14-29-1, 61, 1 TD; Lincoln 0-1-0, 0  
 ST-Stenstrom 16-32-1, 170

## LEADING RECEIVERS:

GT-Wilkerson 3-25; Lester 3-20; Smith 3-17, 1 TD  
 ST-Walsh 5-61; Lasley 5-33; Vardell 3-21

## 1997 CARQUEST BOWL


**Georgia Tech 35, West Virginia 30**

**December 29, 1997**

**Pro Player Stadium, Miami, Fla.**

Sophomore quarterback Joe Hamilton ran and passed for 356 yards and three touchdowns to lead Georgia Tech to a 35-30 victory over West Virginia in the 1997 Carquest Bowl at Pro Player Stadium in Miami, Fla.

Hamilton was named the game's Most Valuable Player after completing 19 of 36 passes for 274 yards and a touchdown while rushing for 82 yards on 14 carries, including scoring jaunts of nine and 30 yards.



# BOWL GAMES



**GEORGE O'LEARY** was involved in six Tech bowl appearances and four wins as defensive coordinator or head coach.

Tech, which piled up 484 total yards, built a 28-14 halftime advantage, then withstood a West Virginia comeback in the second half to claim its fourth straight bowl victory and increase its all-time bowl record to 18-8, the best winning percentage for teams with 10 or more bowl appearances.

The Jackets held Amos Zereoue, who entered the contest as the nation's third-leading rusher, to just 84 yards, 66 below his average.

Tech took the opening kickoff and marched 80 yards in 15 plays. Hamilton set up the touchdown, scrambling for 21 yards to the WVU nine on fourth down and 17. Four plays later, on fourth and goal, freshman fullback Ed Wilder scored from one yard out for a 7-0 advantage with 9:05 remaining in the quarter.

The Mountaineers wasted little time in retaliating, taking just six plays to cover 61 yards for a touchdown. Quarterback Marc Bulger, who completed 25 of 40 passes for 353 yards and two scores, completed three passes on the drive and Zereoue scored from 14 yards around right end to knot the score at 7-all with 6:26 remaining in the quarter.

The Jackets came right back on their next possession, driving 76 yards in seven plays with Hamilton completing a 17-yard, third down pass to tailback Charlie Rogers to keep the drive alive. Hamilton then covered the final 30 yards for the score on a quarterback draw at the 2:58 mark of the quarter, giving Tech a 14-7 lead it would not relinquish.

After Tech's defense stopped the Mountaineers, Hamilton engineered a 94-yard, 12-play drive which culminated in a three-yard touchdown pass to tight end Mike Lillie as Tech opened a 21-7 advantage with 19:11 remaining in the first half.

West Virginia trimmed the margin with a 51-yard, seven play drive late in the second quarter. A 15-yard personal foul penalty gave the Mountaineers a first down at the Tech 21, and three plays later Bulger connected with wide receiver Jerry Porter for a 21-yard touchdown pass to cut the Tech lead to 21-14 with 4:45 to play before intermission.

The Jackets quickly marched 74 yards in 11 plays with Hamilton scoring from nine yards out with just 27 seconds on the clock to carry a 28-14 lead into halftime. The 28 first half points by Tech were its most in any half in its 26 bowl appearances as well as a Carquest Bowl record.

West Virginia began its comeback in the third quarter as Zereoue accumulated 63 yards and Bulger threw for 249 yards after intermission.

Zereoue scored from 19 yards out on a Statue of Liberty play with 9:26 remaining in the third quarter to trim Tech's lead to 28-21. Late in the quarter, West Virginia drove 93 yards, only to stall at the Tech three as linebackers Keith Brooking and Ron Rogers came up with big tackles to keep the Mountaineers out of the end zone. Jay Taylor's 21-yard field goal with 42 seconds in the quarter made the score 28-24.

Tech regained control in the fourth quarter as Hamilton led a 66-yard, seven-play drive, capped by a five-yard touchdown run by tailback Charles Wiley with 4:44 remaining in the game for a 35-24 lead.

West Virginia needed just 55 seconds to score as Bulger completed a short pass to Porter, who dodged two Tech defensive backs on the near sideline and sped 74 yards for a touchdown with 3:49 to play. The Mountaineers elected to go for the two-point conversion, but the pass failed, leaving Tech with a 35-30 advantage.

Georgia Tech .....	14	14	0	7	-	35
West Virginia .....	7	7	10	6	-	30

## SCORING SUMMARY:

GT-Wilder 1 Run (Chambers Kick), 9:05, 1st  
 WV-Zereoue 14 Run (Taylor Kick), 6:26, 1st  
 GT-Hamilton 30 Run (Chambers Kick), 2:58, 1st  
 GT-Lillie 3 Pass from Hamilton (Chambers Kick), 10:11, 2nd  
 WV-Porter 21 Pass from Bulger (Taylor Kick), 4:45, 2nd  
 GT-Hamilton 9 Run (Chambers Kick), 0:27, 2nd  
 WV-Zereoue 19 Run (Taylor Kick), 9:26, 3rd  
 WV-Taylor 21 FG, 0:42, 3rd  
 GT-Wiley 5 Run (Chambers Kick), 4:44, 4th  
 WV-Porter 74 Pass from Bulger (Pass Failed), 3:49, 4th  
 Attendance-28,262

STATISTICS .....	GT	WV
First Downs .....	28	24
Att-Yds Rushing .....	53-210	22-56
Yards Passing .....	274	353
Total Offense .....	484	409
Passes-Cmp-Att-Int .....	19-36-0	25-40-1
Punts .....	4-42.0	3-43.3
Fumbles .....	1-1	1-1
Penalties .....	10-86	9-75
Sacks By .....	3-29	2-8
Third Down Conversions .....	13-21	8-13
Time of Possession .....	35:02	24:58

## LEADING RUSHERS:

GT-Hamilton 14-82, 2 TD; C. Rogers 16-75;  
 Wiley 20-48, 1 TD  
 WV-Zereoue 17-84, 2 TD; Bulger 5-(-28)

## LEADING PASSERS:

GT-Hamilton 19-36-0, 274, 1 TD  
 WV-Bulger 25-40-1, 353, 2 TD

## LEADING RECEIVERS:

GT-Steagall 7-112; Middleton 4-45; C.Rogers 3-45  
 WV-Foreman 12-110; Zereoue 5-55; Porter 4-124, 2 TD

## 1999 TOYOTA GATOR BOWL

### Georgia Tech 35, Notre Dame 28


January 1, 1999

Alltel Stadium, Jacksonville, Fla.

Quarterback Joe Hamilton threw three touchdown passes and caught another one and split end Dez White hauled in two long scoring passes to lift 11th-ranked Georgia Tech to a 35-28 victory over No. 17 Notre Dame in the 1999 Toyota Gator Bowl.

The win, before 70,791 fans at Alltel Stadium in Jacksonville, Fla., gave the Yellow Jackets their first 10-win season since the 1990 national title and just their second since 1956.

White, playing in his hometown, and Hamilton shared the Most Valuable Player honors after hooking up for the game-winning score on a 55-yard pass with 7:55 to play. That pass capped a nine-play, 91-yard scoring drive after Notre Dame had roared back from a 21-7 halftime deficit to tie the score on tailback Autry Denson's third touchdown of the day early in the fourth quarter.



**WHITE BEATS GREEN:** Dez White dazzled a hometown crowd at the 1999 Toyota Gator Bowl with two second-half TDs, including this game-winning score.



# BOWL GAMES

Notre Dame dressed in green jerseys for the first time since the 1995 Fiesta Bowl, but the Jackets jumped in front early. On Tech's second possession, Hamilton, who completed 13 of 20 passes for 237 yards, led a 12-play, 87-yard drive that ate up nearly five minutes. The junior signal caller hit four passes on the drive, including a 28-yarder to tight end Russell Matvey and a 19-yard strike to White, before he found himself on the receiving end of a five-yard touchdown pass. On second and goal at the Notre Dame five, Hamilton pitched to freshman tailback Joe Burns on a toss sweep to the right, and Burns threw back across the field and found Hamilton alone on the left side of the end zone. Brad Chambers added the extra point, and the Jackets led 7-0 with 6:22 left in the first quarter.

Notre Dame answered by driving 65 yards in six plays for a nine-yard touchdown run by Denson, who rushed for 130 yards on the day. Quarterback Jarious Jackson, returning from a sprained knee suffered in the Irish's 10th-game, keyed the drive with a 33-yard pass to Bobby Brown.

Tech dominated the remainder of the first half with a pair of long touchdown drives.

First the Jackets ate up 5:20 with a 10-play, 78-yard drive, highlighted by a 26-yard pass from Hamilton to Charlie Rogers. Phillip Rogers capped the drive with a two-yard dive over the top, giving Tech a 14-7 lead with 13:45 in the half.

Later in the second quarter, Hamilton drove the Jackets 84 yards on 10 plays, almost exclusively on the ground, including Charlie Rogers' 26-yard scamper around the left end. On second-and-five from the Irish nine, Hamilton hit senior Mike Sheridan for the score and a 21-7 lead with 4:26 left in the half.

Aided by a personal foul penalty after the Jackets had stopped Notre Dame on third down, the Irish threatened late in the first half, but Jim Sanson was short and wide on a 44-yard field goal attempt.

After the intermission, Notre Dame took the second half kickoff and drove 80 yards, all but eight of them on the ground by either Jackson or Denson, who scored on a one-yard run to cut Tech's lead to 21-14 with 10:47 remaining in the third quarter.

Fullback Virgil Johnson fielded Hunter Smith's high, short kickoff and rambed nine yards before fumbling, and Tony Driver recovered for Notre Dame at the Tech 26-yard line. The Irish took advantage of the turnover, using eight plays to cover the 26 yards as Jackson scored from two yards out.

Kofi Smith raced around the right end to block Sanson's extra point, but at 7:23 of the third quarter, Notre Dame had pulled within 21-20 without allowing Tech an offensive play in the second half.

The Jackets took over on their own 29 and quickly moved into Notre Dame territory. Tech faced third-and-10 at the ND 44 when Hamilton hit White, who beat cornerback Ty Goode down the left sideline for a 44-yard touchdown. The

## CAREER LEADERS IN BOWL GAMES

### RUSHING YARDS

Name	G	Att	Yds
1. <b>P.J. Daniels</b>	2	31	307
2. Lenny Snow	2	57	246
3. Eddie Prokop	*1	na	199
4. Joe Auer	2	20	160
5. Charlie Rogers	2	29	157
6. Leon Hardeman	2	34	151
Joe Burns	2	29	151
8. Joe Hamilton	3	24	150
9. Rob Healy	3	48	132
10. William Bell	1	16	127

### PASSING YARDS

Name	G	At-Cm	Yds
1. Joe Hamilton	3	52-96	756
2. George Godsey	2	42-73	443
3. Shawn Jones	2	30-52	338
4. Pepper Rodgers	*2	26-52	318
5. Frank Broyles	*1	na	304
6. Billy Lothridge	2	13-31	222
7. <b>Damarius Bilbo</b>	1	7-20	178
8. Mike Kelley	1	17-38	168

### PASS COMPLETIONS

Name	G	Cmp
1. Joe Hamilton	3	52
2. George Godsey	2	42
3. Shawn Jones	2	30
4. Pepper Rodgers	*2	26
5. Mike Kelley	1	17

\* Statistics not available from every bowl game in which this player participated



### PASS ATTEMPTS

Name	G	Att
1. Joe Hamilton	3	96
2. George Godsey	2	73
3. Shawn Jones	2	52
Pepper Rodgers	*2	52
5. Mike Kelley	1	38

### TD PASSES

Name	G	TD
1. Pepper Rodgers	*2	5
2. Joe Hamilton	2	4
3. Shawn Jones	2	3
Jim Stevens	1	3
Jim Still	1	3

### TOTAL OFFENSE

Name	G	Yds
1. Joe Hamilton	3	906
2. Shawn Jones	2	427
3. George Godsey	2	418
4. <b>P.J. Daniels</b>	2	307
5. Pepper Rodgers	*2	305
6. Billy Lothridge	2	246
Lenny Snow	2	246

### RECEPTIONS

Name	G	Rec
1. Kelly Campbell	4	18
2. Dez White	3	12
3. Kerry Watkins	4	10
4. Jonathan Smith	4	9
5. Charlie Rogers	2	7
Derrick Steagall	1	7
Jim Owings	2	7
Will Glover	3	7

### RECEIVING YARDS

Name	G	Yds
1. Dez White	3	229
2. Kelly Campbell	4	176
3. Kerry Watkins	4	170
4. Jonathan Smith	4	121
5. Derrick Steagall	1	112
6. Billy Williamson	2	102


### TOUCHDOWNS

Name	G	TD
1. Joe Hamilton	3	4
Rob Healy	5	4
<b>P.J. Daniels</b>	2	4
3. Leon Hardeman	3	3
William Bell	1	3
Joe Auer	2	3

**KELLY CAMPBELL** set the Tech bowl record with 10 catches in the Seattle Bowl, including this 34-yard touchdown.



# BOWL GAMES



**JOE COOL:** In addition to throwing three touchdown passes against Notre Dame, Joe Hamilton scored Tech's first TD on a five-yard pass from Joe Burns.

seven-play, 71-yard drive took 3:41 and gave Tech a 28-20 advantage with 3:42 to play in the third quarter.

But Notre Dame continued to run the ball on Tech's defense and drove to midfield when, on the final play of the third quarter, Jackson hit Jay Johnson for 27 yards and a first down at the Tech 28.

Three plays later, Tech appeared to have the Irish stopped after Jackson threw incomplete on third-and-eight at the Tech 26, but a controversial personal foul penalty gave Notre Dame a first down at the 13. Denson covered the final 13 yards on three plays, the last a one-yard scoring run. After Jackson hit Brown for the two-point conversion, the score was tied at 28 with 11:56 to play. The drive took 88 yards, 12 plays and nearly seven minutes.

Tech again had trouble handling the kickoff as the ball popped out of Sean Gregory's arms, but Mel Whatley recovered for the Jackets at the nine-yard line, where Tech began its game-winning march.

Twice Hamilton kept the drive alive by connecting with Charlie Rogers for third-down conversions. Then on first down at the Tech 45, Hamilton froze the defense with a play-fake and found White open over the middle, and the speedy sophomore raced past safety Benny Guilbeaux and cornerback Deveron Harper for a 55-yard touchdown. After Chambers added the PAT, Tech was back in front, 35-28, with 7:55 left in the game.

Notre Dame had three possessions in the final 7:55 but netted minus-11 yards. On the Irish's final play, Tech defensive end Nate Stimson

sacked Jackson for a two-yard loss and knocked the ball loose, and Tech's Jesse Tarplin recovered at the Notre Dame 10-yard line with 49 seconds left to seal the win.

Tech's fifth straight bowl victory and third Gator Bowl win improved the nation's best bowl record to 19-8 (.704).

Georgia Tech .....	7	14	7	7	-	35
Notre Dame .....	7	0	13	8	-	28

## SCORING SUMMARY

GT-Hamilton 5 Pass from Burns (Chambers Kick), 6:22, 1st  
 ND-Denson 9 Run (Sanson Kick), 4:06, 1st  
 GT-P. Rogers 2 Run (Chambers Kick), 13:46, 2nd  
 GT-Sheridan 9 Pass from Hamilton (Chambers Kick), 4:26, 2nd  
 ND-Denson 1 Run (Sanson Kick), 10:47, 3rd  
 ND-Jackson 2 Run (kick blocked), 7:23, 3rd  
 GT-White 44 Pass from Hamilton (Chambers Kick), 3:42, 3rd  
 ND-Denson 1 Run (Brown Pass from Jackson), 11:56, 4th  
 GT-White 55 Pass from Hamilton (Chambers Kick), 7:55, 4th  
 Attendance-70,791

TEAM STATISTICS .....	GT	ND
First Downs .....	23	20
Rushes-Att-Yds .....	47-194	41-150
Passing Yards .....	242	159
TOTAL OFFENSE .....	436	309
Passes-Cmp-Int .....	21-14-0	24-13-0
Punts .....	3-34.7	5-36.6
Fumbles .....	2-1	2-1
Penalties .....	7-53	6-30
Sacks By .....	4-26	1-6
3rd Down Conversions .....	6-12	2-9
4th Down Conversions .....	2-2	1-1
Time of Possession .....	30:47	29:13

## LEADING RUSHERS:

GT-C. Rogers 13-82; Burns 12-55; P. Rogers 10-28, 1 TD; Hamilton 10-19  
 ND-Denson 26-130, 3 TD; Jackson 12-12, 1 TD

## LEADING PASSERS:

GT-Hamilton 13-20-0, 237, 3 TD; Burns 1-1-0, 5, 1 TD  
 ND-Jackson 13-24-0, 150

## LEADING RECEIVERS:

GT-White 4-129, 2 TD; C. Rogers 4-52; Sheridan 1-9, 1 TD; Matvey 1-28; Hamilton 1-5, 1 TD  
 ND-M. Johnson 5-43; Brown 2-42; J. Johnson 1-27; J. Johnson, 2-30

## 2000 TOYOTA GATOR BOWL

### Miami 28, Georgia Tech 13

January 1, 2000

Alltel Stadium, Jacksonville, Fla.

Freshman tailback Clinton Portis ran for 117 yards on just 12 carries, including a 73 yard touchdown run in the second quarter, and junior tailback James Jackson added 107 yards on 21 carries to lead Miami to a 28-13 victory over 16th-ranked Georgia Tech in the 55th Annual Toyota Gator Bowl in Alltel Stadium before a

crowd of 43,416 fans.

Tech's all-America quarterback Joe Hamilton was harried throughout the game by the Hurricanes' pass rush and managed to complete 20 of 40 passes for 245 yards but had two intercepted.

Miami took the opening kickoff and drove 66 yards in seven plays for the game's first score. James totaled 50 yards on five carries on the drive, including an eight-yard burst around left end for the score and a 7-0 lead with 12:23 left in the opening quarter.

Tech's defense twice held the Hurricanes in Yellow Jacket territory following an interception and a blocked punt. Tech drove 52 yards on seven plays before stalling at the Miami 27, and placekicker Luke Manget was wide left on a 44-yard field goal attempt.

Miami quickly moved 73 yards on seven plays as quarterback Kenny Kelly hit Santana Moss for a 30-yard completion and then found Andre King for a 15-yard touchdown pass on the first play of the second quarter, giving the Hurricanes a 14-0 lead.

The Jackets finally got on the scoreboard late in the second quarter with a 77-yard, 10-play drive. Hamilton completed three passes on the drive to junior split end Dez White and then scored the touchdown on a 17-yard option run to cut the deficit to 14-7 with 4:12 remaining before intermission.

But Miami wasted little time in answering. Just two plays later, Portis broke two tackles at the line of scrimmage and then outran Tech's defenders to the end zone for a 73-yard jaunt that gave the Hurricanes a 21-7 lead with 3:09 left in the half.

The Jackets took the opening kickoff of the second half and moved 69 yards on 11 plays as Hamilton completed three passes for 39 yards. But the drive stalled at the Miami eight-yard line, and Tech was forced to settle for Manget's 25-yard field goal that trimmed the Hurricane advantage to 21-10.

With the help of a pair of 15-yard penalties and a 13-yard option run by Hamilton, the Jackets moved to the Miami 24, but on fourth down, Manget's field goal attempt was blocked by UM's Chris Campbell. Tech, though, got the ball back in just two plays as Jamara Clark intercepted a Kenny Kelly pass at the Miami 44. After Tech advanced to the Miami 19, Manget booted a 36-yard field goal to cut the score to 21-13.

Miami reasserted itself early in the fourth quarter, marching 63 yards in 12 plays. Portis made clutch runs and backup quarterback Ken Dorsey completed four passes, including a 17-yard touchdown to split end Reggie Wayne with 9:18 remaining in the game for the final 28-13 margin.

The Jackets, who saw their five-game bowl winning streak snapped, threatened twice in the game's waning moments, but one possession ended with an interception and the other fizzled when White, who had eight catches for 100 yards on the day, was stopped short on fourth down.

# BOWL GAMES

Miami's defense, which limited Tech to its lowest point total in 16 games, sacked Hamilton three times and held the Heisman Trophy runner-up without a touchdown pass for the first time in 14 games.

Miami .....	7	14	0	7	-	28
Georgia Tech .....	0	7	6	0	-	13

## SCORING SUMMARY

M-Jackson 8 Run (Crosland Kick), 12:23, 1st  
M-King 15 Pass from Kelly (Crosland Kick), 14:56, 2nd  
GT-Hamilton 17 Run (Manget Kick), 4:12, 2nd  
M-Portis 73 Run (Crosland Kick), 3:09, 2nd  
GT-Manget 25 FG, 10:21, 3rd  
GT-Manget 36 FG, 3:21, 3rd  
M-Wayne 17 Pass from Dorsey (Crosland Kick), 9:18, 4th  
Attendance-43,416

TEAM STATISTICS .....	GT	M
First Downs .....	29	22
Rushes-Att-Yds .....	48-176	36-220
Passing Yards .....	245	208
TOTAL OFFENSE .....	421	428
Passes Att-Cmp-Int .....	20-40-2	16-32-1
Punts .....	6-26.2	5-42.6
Fumbles .....	1-0	1-1
Penalties .....	7-65	9-90
Sacks By .....	3-19	1-10
3rd Down Conversions .....	1-13	6-14
4th Down Conversions .....	1-3	0-1
Time of Possession .....	32:20	27:40

## LEADING RUSHERS:

GT-Gregory 16-64; Hamilton 22-49, 1 TD; Wilder 6-37  
M-Portis 12-117, 1 TD; Jackson 21-107, 1 TD;  
Popovich 1-6

## LEADING PASSERS:

GT-Hamilton 20-40-2, 245  
M-Kelly 9-17-1, 127, 1 TD; Dorsey 7-15-0, 81, 1 TD

## LEADING RECEIVERS:

GT-White 8-100; Campbell 3-39; Clinkscale 3-37  
M-Franks 3-72; Moss 3-53; Wayne 4-44

## 2000 CHICK-FIL-A PEACH BOWL

### LSU 28, Georgia Tech 14

December 29, 2000

Georgia Dome, Atlanta, Ga.

Rohan Davey, taking over at quarterback in the second half, threw three touchdown passes to lead LSU to a 28-14 upset of No. 15 Georgia Tech in the Chick-fil-A Peach Bowl before a record crowd of 73,614 in the Georgia Dome.

Quarterback George Godsey and the Tech offense struggled after the month-long layoff since ending the regular season with a 27-15 victory at Georgia, committing six turnovers on four fumbles and two interceptions. Tech had only 12 turnovers during the regular season, six interceptions and six fumbles, one of the reasons the Yellow Jackets were able to average 435 yards and 33.8 points per game.

Despite the loss, Georgia Tech finished with a 9-3 record in what many had expected to be a rebuilding year. The Jackets' fourth straight bowl was a first for the program since 1951-56.

LSU (8-4), playing in its first bowl since 1997 under first-year coach Nick Saban, rallied from a 14-3 halftime deficit.

After managing just 117 yards in the first half with starter Josh Booty at quarterback, the Tigers turned to Davey, who had been injured since October, to start the second half. He also had more protection up front as right tackle Brandon Winey, who wasn't even dressed in the first half because of a wrist injury, donned his pads to beef up LSU's line.

With Davey completing five passes, the Tigers went 70 yards in nine plays for their first touchdown, a three-yard completion to Tommy Banks.

LSU scored the go-ahead touchdown in the opening minute of the fourth quarter on a brilliant catch by Josh Reed, who jumped as high as he could to pull down the nine-yard pass, his right foot tapping inside the line just before he fell out of bounds.

John Corbello kicked a career-best 49-yard field goal, set up by a Tech fumble at its own 17-yard line before Davey finished the comeback with another three-yard touchdown pass to Banks. The scoring play with 3:12 remaining completed a 13-play, 91-yard drive that consumed more than seven minutes and clinched the offensive MVP award for Davey, who was 17-of-25 for 174 yards.

The Jackets slumped to their lowest-scoring game of the year and were shut out in the second half. They had two turnovers, managed just 100 yards and did not cross midfield in the second half until a drive in the waning minutes reached the LSU four-yard line.

But Godsey was knocked out with a knee injury and the drive stalled.

Godsey threw for 2,906 yards and 23 touchdowns during the regular season with only six interceptions but was just 19-of-36 for 177 yards, throwing two interceptions and losing two fumbles.

Georgia Tech could have buried LSU in the first half if not for four turnovers and a motion penalty that wiped out a 59-yard touchdown pass from Godsey to Kelly Campbell.

Instead, the Jackets settled for a 14-3 lead. Joe Burns' 32-yard run capped a nine-play, 80-yard drive and gave Tech a 7-3 lead with 5:32 left in the first quarter. A nine-yard scoring run by Baton Rouge native Jermaine Hatch extended the lead to 14-3 with 1:15 remaining before halftime. Meanwhile, the Tech defense held firm despite the turnovers and held the Tigers to seven yards rushing.

LSU linebacker Bradie James, who missed nearly a week of practice after the death of his father, was selected the defensive MVP. He recovered two fumbles and had a sack.

LSU .....	3	0	6	19	-	28
Georgia Tech .....	7	7	0	0	-	14

## SCORING SUMMARY

LS-Corbello 32 FG, 8:26, 1st  
GT-Burns 32 Run (Manget Kick), 5:32, 1st  
GT-Hatch 9 Run (Manget Kick), 8:17, 2nd  
LS-Banks 3 Pass from Davey (Kick Failed), 10:59, 3rd  
LS-Reed 9 Pass from Davey (Reed Pass from Davey), 14:47, 4th  
LS-Corbello 49 FG, 13:30, 4th  
LS-Banks 3 Pass from Davey (Robinson Pass from Davey), 3:12, 4th  
Attendance-73,614

TEAM STATISTICS .....	LS	GT
First Downs .....	21	19
Rushes-Att-Yds .....	40-90	31-140
Passing Yards .....	284	177
Passes Cmp-Att-Int .....	25-44-0	19-38-2
TOTAL OFFENSE .....	84-374	69-317
Punts .....	8-40.8	5-48.2
Fumbles-Lost .....	3-1	7-4
Penalties .....	7-59	6-45
Sacks By .....	3-27	3-19
3rd Down Conversions .....	7-17	5-12
4th Down Conversions .....	0-0	0-1
Time of Possession .....	37:10	22:50

## LEADING RUSHERS:

LS-Toefield 22-78; Davis 8-25; Davey 1-8  
GT-Burns 17-96, 1 TD; Hatch 6-45, 1 TD; Campbell 1-29

## LEADING PASSERS:

LS-Davey 17-25-0, 174, 3 TD; Booty 8-19-0  
GT-Godsey 19-36-2, 177

## LEADING RECEIVERS:

LS-Reed 9-96, 1 TD; Bank 7-71, 2 TD; Robinson 4-65  
GT-Campbell 5-31; Watkins 3-45; Glover 3-26;  
Curry 2-25

## 2001 SEATTLE BOWL

### Georgia Tech 24, Stanford 14

December 27, 2001

SAFECO Field, Seattle, Wash.

George Godsey passed for 266 yards and a touchdown, Kelly Campbell scored twice and the Georgia Tech defense made a key goal-line stand as the Yellow Jackets defeated No. 11 Stanford, 24-14, in the inaugural Seattle Bowl.

The Jackets, under interim head coach Mac McWhorter, made their fifth straight bowl appearance before a crowd of 30,144 at Safeco Field. Tech (8-5) improved its bowl record to 20-10 for a winning percentage of .667 that ranks first in the nation.

"There had been so much negative attention given to this team," said Godsey, who was named the Most Valuable Player of his final game in a Tech uniform. "We pulled together. We wanted to salvage this season."

Campbell's second touchdown was a two-yard run on a reverse play with 1:29 left, capping a 13-play, 63-yard drive that sealed the victory after the Cardinal had pulled within three points.

"When the play was called, I knew then that

# BOWL GAMES

I was going to score," said Campbell, Tech's all-time leading receiver who finished with 10 catches for 106 yards. "I got the ball and there was nothing in front of me but the end zone."

Tech dominated the first half to take a 17-3 lead at the intermission, but Stanford (9-3) drew to 17-14 with 11:39 remaining when backup quarterback Chris Lewis threw a four-yard touchdown pass to Teyo Johnson, then added a two-point pass to Ryan Wells.

The Rambling Wreck defense set the tone on the game's first drive, stopping Stanford three times at the Tech one-yard line. Brian Allen was stopped on two runs from the one, and linebacker Daryl Smith dropped Kerry Carter for a two-yard loss on fourth down.

Tech took over and drove 97 yards, their longest drive of the season that used 16 plays and 6:16 on the clock, capped by Will Glover's five-yard touchdown run.

"When the defense stopped them, we knew the offense had to make a statement," said Georgia Tech running back Sean Gregory, who rushed for a game-high 91 yards in place of all-ACC back Joe Burns, who was academically ineligible for the bowl. "We did. There is nothing more beautiful than a 97-yard touchdown drive."

Godsey, who completed 23 of 37 passes on the day, set the tone on Tech's first snap with a play-action pass from his own end zone, hitting Gregory for 14 yards. The senior signal-caller connected on seven of nine passes for 80 yards on the drive, the key play a 26-yard completion to Jonathan Smith down to the four-yard line.


Stanford needed 16 plays and seven minutes to drive from its own 20 to the Tech 18, but again the Rambling Wreck defense held, forcing the Cardinal to settle for Mike Biselli's 35-yard field goal at the start of the second quarter.

Godsey engineered another long drive, this time covering 81 yards on seven plays as he teamed with Campbell for a 34-yard touchdown pass to give Tech a 14-3 lead with 9:33 left in the half. One play earlier, Godsey and Campbell hooked up for an 18-yard completion on fourth-and-10 to set up the score.

After forcing a Stanford punt, Tech took over on its own 20 with a new wrinkle, inserting backup quarterback Andy Hall to run a series of option plays. Hall gained 18 yards on three carries, sandwiched around a 54-yard jaunt by Gregory to set up Luke Manget's 20-yard field goal with just two seconds left in the half. That sent Tech to the locker room with a 17-3 advantage.

Both offenses stalled in the third quarter, when Tech defense came up with another goal-line stand. The Cardinal had a first down at Georgia Tech's two but managed a 26-yard field goal by Biselli.

Trailing 17-6, Stanford started the fourth quarter by inserting Lewis in place of starting quarterback Randy Fasani, who was 11-for-21 for 115 yards and was sacked three times. Despite three false start penalties on his first five snaps,



**SEATTLE'S BEST:** Tech players celebrate their win over 11th-ranked Stanford in the inaugural Seattle Bowl.

Lewis managed completions of 41 and 34 yards to move the Cardinal to the Tech five-yard line, setting up Johnson's leaping touchdown catch. Lewis finished 6-for-13 for 110 yards and one TD.

After an exchange of punts, Tech took over on its own 37-yard line, clinging to a three-point lead with 6:26 to play. Just as it had all afternoon, the Tech offense mixed run and pass to move the chains, including a key conversion on third-and-one when Godsey lineup up in the shotgun and hit Smith for a seven-yard gain. A 16-yard completion to Smith moved Tech to the Stanford six, and two plays later, Campbell took a reverse pitch from Godsey and raced into the end zone untouched for the clinching score.

The first football game at Safeco Field, home of the Seattle Mariners, was played with one end zone in left field and the other near home plate—the infield dirt was part of the field. The teams lined up side by side, sharing a sideline in the outfield.

Georgia Tech .....	7	10	0	7	-	24
Stanford .....	0	3	3	8	-	14

## SCORING SUMMARY

GT-Glover 5 Run (Manget Kick), 3:27, 1st  
 ST-Biselli 35 FG, 11:27, 2nd  
 GT-Campbell 34 Pass from Godsey (Manget Kick), 9:33, 2nd  
 GT-Manget 20 FG, 0:02, 2nd  
 ST-Biselli 26 FG, 4:52, 3rd  
 ST-Johnson 4 Pass from Lewis (Wells Pass from Lewis), 11:39, 4th  
 GT-Campbell 2 Run (Manget Kick), 1:29, 4th  
 Attendance-30,144

TEAM STATISTICS .....	GT	ST
First Downs .....	20	20
Rushes-Att-Yds .....	34-137	36-125
Passing Yards .....	266	225
TOTAL OFFENSE .....	72-403	70-350
Passes Cmp-Att-Int .....	23-38-0	17-34-0
Punts .....	4-44.3	4-35.0
Fumbles-Lost .....	0-0	0-0
Penalties .....	3-35	4-20
Sacks By .....	4-22	0-0
3rd Down Conversions .....	9-17	7-16
4th Down Conversions .....	2-3	1-3
Time of Possession .....	29:37	30:23

## LEADING RUSHERS:

GT-Gregory 19-91; Hall 7-32; Glover 1-5, 1 TD;  
 Campbell 1-2, 1 TD  
 ST-Allen 10-41; Carter 11-37; Fasani 10-31

## LEADING PASSERS:

GT-Godsey 23-37-0, 266, 1 TD; Smith 0-1-0, 0  
 ST-Fasani 11-21-0, 115; Lewis 6-13-0, 110, 1 TD

## LEADING RECEIVERS:

GT-Campbell 10-106, 1 TD; Smith 4-58; Gregory 3-29;  
 Glover 3-25  
 ST-Johnson 6-45, 1 TD; Powell 5-94; Pierce 2-47

## 2002 SILICON VALLEY FOOTBALL CLASSIC

**Fresno St. 30, Georgia Tech 21**

**December 31, 2002**

**Spartan Stadium, San Jose, Calif.**

Rodney Davis ran for 153 yards and two touchdowns and Fresno State held off Georgia Tech's second-half rally to defeat the Yellow Jackets, 30-21, in the Silicon Valley Classic.

Asen Asparuhov kicked a 33-yard field goal with 3:43 left, one of his three in the game, and Davis, who carried the ball 37 times, secured the win with a 28-yard touchdown run just over a minute later for the Bulldogs (9-5), who won their first postseason game since 1992 with a depleted roster. Seven players, including five starters, did not participate because of academic problems.

The Fresno State defense weathered the strong second-half comeback attempt by Georgia Tech freshman backup quarterback Damarius Bilbo.

Bilbo passed for one touchdown and ran for another after replacing A.J. Suggs, but Bilbo also threw four interceptions as the Yellow Jackets (7-6) committed seven turnovers.

Tech entered the second half trailing 13-7, but Bilbo put the Jackets ahead, 14-13, with a one-yard touchdown run midway through the third quarter.

Fresno answered on its next possession with Davis' three-yard touchdown run, which capped a six-play, 80-yard drive that was highlighted by Paul Pinegar's 68-yard completion to Gilbert.

Tech regained the advantage on Bilbo's 42-yard touchdown pass to Smith, putting Tech ahead, 21-20, with just 51 seconds left in the third quarter.



# BOWL GAMES

Midway through the fourth quarter, the Bulldogs put together a 12-play, 63-yard drive that not only resulted in Aparuhov's 33-yard field goal and a 23-21 Fresno State lead, but ate up more than seven minutes on the clock.

Tech took over at its own 20 with 3:38 to play, but the Jackets were unable to move the ball and the possession ended when, on fourth-and-two at the Tech 28, Bilbo's pass fell incomplete. On the next play, Davis sealed the win by going 28 yards for the touchdown and a 30-21 advantage.

The Jackets got the ball game two more times, and Bilbo moved Tech to the Fresno 33 with a 47-yard pass to Bridges, but both possessions ended with interceptions.

The game was a muddy mess from the start after hard rain fell the night before. It took only a few plays for Tech's gleaming white uniforms—the Jackets wore their traditional white jerseys with white pants for the first time since 1994—to turn a dull brown, and there were plenty of slips and missed plays.

Suggs hit Kerry Watkins for a 35-yard touchdown pass late in the first half, and with Fresno managing only a pair of field goals, Tech led 7-6 and appeared ready to take the advantage into the intermission. But on second-and-six from the Tech 24-yard line with just 26 seconds left, Suggs' pass down the right sideline was underthrown and intercepted by Dee Meza, who returned its 48 yards for the touchdown and a 13-7 Fresno State lead.

After its school-record sixth straight postseason appearance, Georgia Tech is now 20-11 (.645) in bowl games.

Tech placekicker Luke Manget made three extra points to give him 160 straight PATs, one shy of the NCAA record for consecutive extra points of 161, set by John Becksvoort of Tennessee from 1991-94.

Georgia Tech .....	7	0	14	0	-	21
Fresno State .....	3	10	7	10	-	30

## SCORING SUMMARY

FS-Asparuhov 22 FG, 11:00, 1st

GT-Watkins 35 Pass from Suggs (Manget Kick), 2:51, 1st

FS-Asparuhov 42 FG, 5:35, 2nd

FS-Meza 48 Interception Return (Asparuhov Kick), 0:14, 2nd

GT-Bilbo 1 Run (Manget Kick), 8:45, 3rd

FS-Davis 3 Run (Asparuhov Kick), 6:06, 3rd

GT-J. Smith 42 Pass from Bilbo (Manget Kick), 0:51, 3rd

FS-Asparuhov 33 FG, 3:43, 4th

FS-Davis 28 Run (Asparuhov Kick), 2:23, 4th

Attendance-10,132

## BOWL SUPERLATIVES

### — TEAM —

	Most	Fewest Allowed
<b>Points</b>	52 vs. Tulsa (2004 Humanitarian)	0 vs. Pittsburgh (1956 Sugar)
<b>First Downs</b>	29 vs. Miami (2000 Gator)	10 vs. Arkansas (1955 Cotton)
		10 vs. Missouri (1962 Bluebonnet)
		10 vs. Tulsa (2004 Humanitarian)
<b>Offensive Plays</b>	89 vs. Texas Tech (1965 Gator)	48 vs. Arkansas (1955 Cotton)
	89 vs. West Virginia (1997 Carquest)	
<b>Total Offense</b>	484 vs. West Virginia (1997 Carquest)	65 vs. California (1929 Rose)
<b>Rushing Attempts</b>	79 vs. Texas Tech (1965 Gator)	22 vs. Texas Tech (1965 Gator)
		22 vs. West Virginia (1997 Carquest)
<b>Yards Rushing</b>	371 vs. Tulsa (2004 Humanitarian)	-56 vs. Tulsa (2004 Humanitarian)
<b>Pass Attempts</b>	40 vs. Miami (2000 Gator)	7 vs. Missouri (1962 Bluebonnet)
<b>Completions</b>	23 vs. Stanford (2001 Seattle)	0 vs. Missouri (1962 Bluebonnet)
<b>Yards Passing</b>	304 vs. Tulsa (1945 Orange)	0 vs. Missouri (1962 Bluebonnet)

### — INDIVIDUAL —

**Most Yards Rushing:** 307, P.J. Daniels vs. Tulsa, 2004 Humanitarian Bowl

**Most Rushing Attempts:** 33, Lenny Snow vs. Texas Tech, 1965 Gator Bowl

**Most Pass Attempts:** 40, Joe Hamilton vs. Miami, 2000 Gator Bowl

**Most Completions:** 23, George Godsey vs. Stanford, 2001 Seattle Bowl

**Most Yards Passing:** 304, Frank Broyles vs. Tulsa, 1945 Orange Bowl

**Best Completion Pct.:** .696 (16-23), Shawn Jones vs. Nebraska, 1991 Citrus Bowl

**Most Total Offense:** 356, Joe Hamilton vs. West Virginia, 1997 Carquest Bowl (274 pass, 82 rush)

**Most Receptions:** 10, Kelly Campbell vs. Stanford, 2001 Seattle Bowl

**Most Yards Receiving:** 129, Dez White vs. Notre Dame, 1999 Gator Bowl

**Most TDs:** 4, P.J. Daniels vs. Tulsa, 2004 Humanitarian Bowl

**Most TDs Rushing:** 4, P.J. Daniels vs. Tulsa, 2004 Humanitarian Bowl

**Most TD Passes:** 3, Jim Still vs. Kansas, 1948 Orange Bowl; Pepper Rodgers vs. West Virginia, 1954 Sugar Bowl; Jim Stevens vs. Iowa State, 1972 Liberty Bowl; Joe Hamilton vs. Notre Dame, 1999 Gator Bowl

**Most TD Receptions:** 2, George Brodnax vs. St. Mary's, 1947 Oil Bowl; Jim Patton vs. Kansas, 1948 Orange Bowl; Dez White vs. Notre Dame, 1999 Gator Bowl

**Most Points Scored:** 24, P.J. Daniels vs. Tulsa, 2004 Humanitarian Bowl

**Most Points Kicking:** 9, Scott Sisson vs. Nebraska, 1991 Citrus Bowl

**Most Field Goals:** 2, Luke Manget vs. Miami, 2000 Gator Bowl

**Most PATs:** 6, Scott Sisson vs. Nebraska, 1991 Citrus Bowl

**Most Interceptions:** 2, Tom Bleick vs. Texas Tech, 1965 Gator Bowl; Rick Lewis vs. Texas Tech, 1970 Sun Bowl

**Most Tackles:** 16, Ron Rogers vs. West Virginia, 1997 Carquest Bowl

**Longest Scoring Play:** 68-yard run, Joseph Auer vs. Penn State, 1961 Gator Bowl

**Longest Scoring Run:** 68 yards, Joseph Auer vs. Penn State, 1961 Gator Bowl

**Longest Non-Scoring Run:** 61 yards, P.J. Daniels vs. Tulsa, 2004 Humanitarian Bowl

**Longest Scoring Pass:** 55 yards, Joe Hamilton to Dez White vs. Notre Dame, 1999 Gator Bowl

**Longest Non-Scoring Pass:** 52 yards, Kim King to Lenny Snow vs. Florida, 1967 Orange Bowl

**Longest Field Goal:** 40 yards, David Bell vs. Michigan State, 1985 All American Bowl

**Longest Interception Return:** 73 yards, W.P. McHugh vs. St. Mary's, 1946 Oil Bowl


**Longest Kickoff Return:** 43 yards, Drew Hill vs. Purdue, 1978 Peach Bowl

**Longest Punt Return:** 63 yards, Willie Clay vs. Stanford, 1991 Aloha Bowl

**Longest Punt:** 67 yards, Jason Bender vs. Stanford, 1991 Aloha Bowl

**Best Punting Avg.:** 47.4 yards (7 punts), Jason Bender vs. Stanford, 1991 Aloha Bowl

# BOWL GAMES



**ROCKY MOUNTAIN HIGH:** Captains Daryl Smith (51) and Hugh Reilly (67) and MVP P.J. Daniels (45) display the Humanitarian Bowl hardware.

TEAM STATISTICS	GT	FS
First Downs	16	20
Rushes-Att-Yds	31-130	55-186
Passing Yards	218	188
TOTAL OFFENSE	58-348	86-374
Passes Cmp-Att-Int	27-9-6	31-16-0
Punts	5-38.6	7-37.3
Fumbles-Lost	2-1	3-2
Penalties	5-53	10-94
Sacks By	3-23	2-9
3rd Down Conversions	4-11	8-22
4th Down Conversions	0-1	1-1
Time of Possession	21:54	38:06

## LEADING RUSHERS:

GT-Eziemefe 3-38; JSmith 7-35; Bilbo 12-30, 1 TD  
FS-Davis 37-153, 2 TD; Pinegar 9-20; Sumlin 6-15

## LEADING PASSERS:

GT-Suggs 7-2-2, 40, 1 TD; Bilbo 20-7-4, 178, 1 TD  
FS-Pinegar 31-16-0, 188

## LEADING RECEIVERS:

GT-Watkins 5-82, 1 TD; Bridges 3-94; JSmith 1-42, 1 TD  
FS-Jamison 5-50; Gilbert 4-84; Spach 3-22

## 2004 HUMANITARIAN BOWL

### Georgia Tech 52, Tulsa 10

January 3, 2004

Bronco Stadium, Boise, Idaho

Most Valuable Player P.J. Daniels rushed for 307 yards and four touchdowns and the Georgia Tech defense recovered six fumbles and allowed just 144 yards as the Yellow Jackets crushed Tulsa, 52-10, in the Humanitarian Bowl in Boise, Idaho.

Daniels, who carried 31 times, established an NCAA record for rushing yards in a bowl game with the second-best game in Tech history.

He scored on runs of nine, one, 33 and 38 yards to tie the Tech record for touchdowns in a game.

Daniels was virtually all the offense needed by the Jackets, who finished with just 19 yards passing while playing four quarterbacks but set a school record for points in a bowl game.

The Jackets collected seven sacks and 14 tackles behind the line of scrimmage as Tulsa netted minus-56 yards rushing, a Tech school record. Tulsa managed 103 of its 144 yards and its only touchdown in the fourth quarter after the Jackets emptied their bench.

Tech led just 10-3 at the intermission despite holding the Hurricane to 20 yards of offense (minus-29 yards rushing) in the first half. On Tech's first offensive play of the second half, Daniels raced 61 yards to the Tulsa four and then scored three plays later. The Tech defense then sacked Tulsa quarterback James Kilian and forced him to fumble, recovering at the eight-yard line to set up another score, this one a two-yard plunge by Chris Woods, for a 24-3 lead.

Tech's next drive started at its own 10-yard line, but Daniels ripped off a 34-yard gain to the Tulsa 47, then six plays later, he broke loose for a 33-yard scoring run around the right side. That carry, on which Daniels plowed through several tacklers downfield, put him well over 200 yards on the day, and gave the Jackets 31-3 advantage with 1:12 left in the third quarter.

After the Jackets recovered another Tulsa fumble, Daniels needed just one play to score his fourth touchdown of the day, a 38-yard jaunt for a 38-3 lead with 14:10 to play in the game.

With the scoreboard showing Daniels' total at 292 yards, Tech players implored head coach Chan Gailey to let him go for 300. He didn't have to wait long for his chance as Dawan Landry came up with Tech's fourth fumble recovery of the day at the Tulsa 21.

Daniels carried once for five yards and then left the game after a 10-yard scamper put him over the 300-yard mark. His effort ranks second in Georgia Tech history, trailing only Eddie Lee Ivey's then-NCAA record 356 yards against Air Force in 1978, and third among ACC players.

Fifth-year senior Jermaine Hatch closed out the scoring with two fourth-quarter touchdowns, both set up by Tulsa fumbles.

Freshman Joe Anoai had two of Tech's six fumble recoveries, and another fumble was caused and recovered by wide receiver Jonathan Smith, who played a few series on defense.

Starting quarterback Reggie Ball sustained a minor injury late in the first half, so senior A.J. Suggs started the second half but threw only two passes. He gave way to senior Brian Camp, and then walk-on Robby Brown finished the contest.

Tech's 42 second-half points tied the school record for the modern era.

Georgia Tech	.....	7	3	21	21	-	52
Tulsa	.....	0	3	0	7	-	10

## SCORING SUMMARY

GT-Daniels 9 Run (Burnett Kick), 3:00, 1st  
TU-DeVault 22 DF, 14:48, 2nd  
GT-Burnett 29 FG, 8:26, 2nd  
GT-Daniels 1 Run (Burnett Kick), 9:13, 3rd  
GT-Woods 2 Run (Burnett Kick), 7:06, 3rd  
GT-Daniels 33 Run (Burnett Kick), 1:12, 3rd  
GT-Daniels 38 Run (Schroeder Kick), 14:10, 4th  
GT-Hatch 1 Run (Schroeder Kick), 9:07, 4th  
TU-Mills 13 Pass from Smith (DeVault Kick), 6:45, 4th  
GT-Hatch 8 Run (Schroeder Kick), 2:11, 4th  
Attendance-23,118

TEAM STATISTICS	GT	TU
First Downs (R-P-Pen)	15 (13-2-0)	10 (1-8-1)
Rushes-Att-Yds	54-371	26-(-56)
Passing Yards	19	200
TOTAL OFFENSE	67-390	53-144
Passes Att-Cmp-Int	13-7-0	27-17-0
Punts (No.-Avg.)	5-42.8	6-45.0
Fumbles-Lost	1-1	7-6
Penalties	5-45	6-35
Sacks By	7-70	1-15
3rd Down Conversions	6-15	2-11
4th Down Conversions	2-2	0-0
Time of Possession	33:59	24:53

## LEADING RUSHERS

GT-Daniels 31-307, 4 TD; Woods 10-40, 1 TD;  
Hatch 8-33, 2 TD; JSmith 1-(-1); Ball 4-(-8)  
TU-Richardson 7-13; Diles 1-1; Landrum 4-(-4); Smith  
2-(-11); Team 1-(-18); Kilian 11-(-37)

## LEADING PASSERS

GT-Ball 10-4-0, 16; Suggs 2-2-0, 5; Camp 1-1-0, -2  
TU-Kilian 21-11-0, 97; Smith 6-6, 103, 1 TD

## LEADING RECEIVERS


GT-JSmith 3-14; Foschi 2-6; Eziemefe 1-1; Dunlap 1-(-2)  
TU-Bryant 4-14; Blankenship 3-76; Landrum 3-55;  
Mills 3-27, 1 TD; Richardson 2-8



**BOWL RECORD:** P.J. Daniels set an NCAA bowl game record with 307 yards rushing in the Humanitarian Bowl.



# GREAT GAMES



**MARK LOGAN'S** diving touchdown helped the Jackets defeat 17th-ranked Auburn in the 2003 opener, prompting Tech students to tear down the goal posts (right).

## TECH 17, AUBURN 3

September 6, 2003

The Georgia Tech defense allowed just 230 yards of total offense as the Yellow Jackets knocked off 17th-ranked Auburn, 17-3, before a sellout crowd of 55,000 in the first game at the expanded Bobby Dodd Stadium at Historic Grant Field. Freshman quarterback Reggie Ball's 54-yard completion to Nate Curry on Tech's first offensive play set up Dan Burnett's 22-yard field goal. Tech extended its lead to 10-0 on P.J. Daniels' one-yard touchdown run in the second quarter, and then Ball added a 26-yard touchdown pass to Mark Logan.

Ball completed nine of 21 passes for 149 yards and rushed for 26 yards, but the story was the Tech defense, which sacked Auburn quarterback Jason Campbell seven times and held the Tigers to just 40 yards rushing. The Jackets made a key defensive stand late in the first half, forcing Auburn to settle for a field goal after driving deep into Tech territory to a first down at the six-yard line. Another crucial sequence followed in the third quarter after Auburn stopped the Jackets on fourth-and-one at the Tech 41. The Tigers took over and faced third-and-two at the Tech 33 when Daryl Smith and Eric Henderson tackled the Tigers' Carnell Williams for a three-yard loss, and then Smith sacked Campbell on fourth down. Henderson, Bronko Nagurski National Defensive Player of the Week, had three sacks, four tackles for loss and a forced fumble, while Smith added 10 tackles and Keyaron Fox had 15 hits, a sack and two tackles for loss.

## TECH 24, VANDERBILT 17, OT

September 27, 2003

Reggie Ball threw the tying touchdown pass with 32 seconds left in regulation and then scored the winning touchdown in overtime in Georgia Tech's 24-17 win at Vanderbilt. P.J. Daniels added 105 yards rushing, and Ball became only the third quarterback in Tech history to rush (103 yards) and pass (108 yards) for 100 yards in the same game.

Tech trailed 17-10 after Vanderbilt scored 17 straight points to take their first lead with just 2:12 to play. The Jackets took over on their own 11, and on third-and-three from the 18, Ball scrambled 45 yards to the Vandy 37. Five plays later, he hit tight end John Paul Foschi for a six-yard touchdown pass to tie the score. After a squib kickoff, Vanderbilt needed just two completions to get into field goal range, but Tech's Eric Henderson blocked a 44-yard



attempt. On the first play of overtime, Ball faked right, then bootlegged left and dove into the end zone for the score. Free safety James Butler sealed the win with a leaping interception at the goal line on Vandy's first play.

## TECH 24, NC STATE 17

November 2, 2002

Gordon Clinkscale's 14-yard touchdown run with 9:23 to play capped Georgia Tech's fourth-quarter rally as the Yellow Jackets won 24-17 to hand eighth-ranked NC State its first loss. Trailing 17-9 in the fourth quarter, Tech drove 80 yards on nine plays, capped by a two-yard touchdown pass from A.J. Suggs to tight end John Paul Foschi. Suggs then added a two-point conversion pass to Jonathan Smith, who made the key play on the drive with a 28-yard reception when Tech was facing third-and-19 at its own 11. After forcing NC State to go three-

and-out, Kelley Rhino's 26-yard punt return to the Wolfpack 22-yard line set up Clinkscale's go ahead touchdown two plays later. The Tech defense made several key plays down the stretch, including a fumble recovery and a fourth-down pass breakup by Reuben Houston and an interception by Jeremy Muyres on NC State's final possession.

## TECH 31, CLEMSON 28

October 28, 2000

George Godsey passed for 454 yards, including the game-winning touchdown to Kerry Watkins with just seven seconds left, to lift Georgia Tech to a 31-28 victory at fourth-ranked Clemson, the highest ranked team that Tech has beaten since knocking off top-ranked Virginia in 1990. Clemson took a 21-16 lead on Brian Mance's 88-yard punt return at the end of the third quarter, but Godsey guided the Jackets on two 80-yard scoring drives in the final 10 minutes. First he hit Kelly Campbell for a 48-yard touchdown with 6:35 to play. After Clemson went ahead 28-24 on a Willie Simmons-to-Rod Gardner touchdown pass with 1:52 left, Godsey took over at his own 20 and completed seven of 11 passes for 72 yards, capped by a 16-yard touchdown to Watkins, who was knocked down on the play before making a spectacular one-handed catch in the corner of the end zone. Watkins caught four passes for 51 yards on the final drive, while Campbell finished the game with 209 yards receiving on a school record-tying 14 catches. The Tech defense held the Tigers to 354 total yards—138 yards below their average—and 14 points (Clemson had a punt return for a touchdown and a blocked punt that gave them the ball inside the one-yard line). On 14 offensive possessions, Clemson scored twice, and the Tigers ran 64 offensive plays to 97 for Tech.



**JONATHAN SMITH** celebrates after catching the tying two-point conversion in Tech's 2002 win at No. 8 NC State.





**KERRY WATKINS** made this spectacular diving touchdown catch with just seven seconds left to give Tech a 31-28 win at fourth-ranked Clemson in 2000.

## TECH 51, GEORGIA 48, OT

**November 27, 1999**

Luke Manget's 38-yard field goal in overtime capped a dramatic ending and lifted 16th-ranked Georgia Tech to a 51-48 victory over No. 20 Georgia. The Bulldogs overcame a 41-24 deficit in the second half and appeared to have the game won in regulation. After Tech tied the game at 48-all on Joe Hamilton's six-yard touchdown pass to Will Glover with 2:37 left, Georgia drove down the field to a first-and-goal at the Tech two-yard line with just 20 seconds on the clock. Rather than try the game-winning field goal, Georgia ran tailback Jasper Sanks up the middle, but Sanks fumbled in the pile, and Tech's Chris Young recovered to force overtime.

After Georgia's overtime possession ended with Marvius Hester's interception in the end zone, Tech opted for a 38-yard field goal try on third down. Manget's kick was blocked by Kendrell Bell, but holder George Godsey recovered the ball behind the line of scrimmage and returned it to the UGA 21. That gave Tech another chance on fourth down, and this time Manget's kick was good. The 99 points marked the highest scoring game in the 95-year history of the series, and the two teams combined for 1,104 yards of offense.

## TECH 31, N. CAROLINA 24, OT

**October 9, 1999**

Luke Manget's 36-yard field goal with five seconds left forced the first overtime game in Georgia Tech history, and Joe Hamilton scored the winning touchdown on a six-yard run, giving the Rambling Wreck a 31-24 win over

North Carolina. After Tech stopped UNC on fourth-and-goal at the two-yard line, the drive for the tying field goal began with just 1:10 on the clock. Hamilton opened the drive with a 36-yard completion to Kelly Campbell, and then on third-and-four from the Tech 40, he hit Campbell for 35 yards down the right sideline to the UNC 25 to set up Manget. After Hamilton's touchdown in the overtime, the Jackets held North Carolina on downs.

minutes to play. Chambers hit a career-long 49-yarder with 5:01 left to pull the Jackets within one, and after Tech stopped the Bulldogs on three plays, Chambers' game-winning field goal capped a 52-yard, 10-play drive.

## TECH 24, CLEMSON 21

**November 12, 1998**

Freshman tailback Joe Burns' one-yard run with 1:00 left gave 23rd-ranked Georgia Tech a 24-21 victory at Clemson in an ESPN Thursday night game. Burns' score capped a 57-yard, seven-play drive engineered by quarterback Joe Hamilton, who completed three passes for 53 yards on the drive, including a 28-yard, third-down completion to Charlie Rogers to the Clemson 19. He then connected with Dez White for 15 yards to the four and ran three yards to the one.

## TECH 41, VIRGINIA 38


**October 17, 1998**

Georgia Tech rallied from a 21-point third-quarter deficit to upend sixth-ranked Virginia, 41-38, on Dez White's 54-yard touchdown reception with 4:40 left at Bobby Dodd Stadium. Tech trailed 38-17 when Delaunta Cameron's 34-yard fumble return, resulting from Nate Stimson's sack of UVA quarterback Aaron Brooks, cut the margin to 38-24 with 3:09 left in the third quarter. After Brad Chambers' 47-yard field goal made it 38-27, Tech quarterback Joe Hamilton hit White for a 35-yard touchdown with 8:13 to play, bringing the Jackets within 38-33. After forcing Virginia to punt, Tech began its game-winning drive at its own 31, and on third-and-seven from the Tech 46, Hamilton

## TECH 21, GEORGIA 19


**November 28, 1998**

Brad Chambers' 35-yard field goal with just two seconds left capped a 14-point fourth-quarter comeback and lifted 17th-ranked Georgia Tech over No. 12 Georgia, 21-19, in Athens for the Jackets' first win over their archrival since 1990. Tech trailed 19-7 when a one-yard touchdown run by Joe Burns and a two-point conversion by quarterback Joe Hamilton made the score 19-15 with 13



**TWO IN A ROW:** Georgia Tech defeated Georgia on last-second field goals by Brad Chambers (left) in 1998 and by Luke Manget in 1999.

# GREAT GAMES



**DEJA VU:** Tech defeated nationally-ranked Virginia teams in 1990 and 1998, both in dramatic fashion by the same 41-38 margin. In 1998, Nate Stimson's sack of Virginia quarterback Aaron Brooks (left) preserved Tech's rally from a 21-point deficit, prompting the goal posts to come down (center). In 1990, Marco Coleman (right, sacking Shawn Moore) helped Tech knock off the No. 1-ranked Cavaliers.

found White, who turned a short slant pass into his third touchdown of the game. Tech had to weather a final threat that ended when a 54-yard field goal attempt by Virginia's Todd Braverman fell just short with 21 seconds left. The Jackets forced the long field goal because one play earlier, Stimson wrapped up Brooks and drew an intentional grounding penalty that resulted in a 12-yard loss. White set a school record with 243 yards receiving and Tech won despite being outgained, 600-370.

## TECH 23, CLEMSON 20

**September 27, 1997**

Backup kicker Brad Chambers booted the game-winning, 20-yard field goal with just 1:54 left to lift Tech over 17th-ranked Clemson. The Jackets led for most of the contest until the Tigers tied the score at 20-20 with eight minutes to play. With less than four minutes left, Tech's Harvey Middleton set up the winning score as he returned a punt 21 yards to the Tiger 44, and then on first down, he made a diving 39-yard reception at the five-yard line.

## TECH 13, VIRGINIA 7

**October 5, 1996**

Georgia Tech used outstanding special teams and a strong defensive effort that forced five turnovers to upset 12th-ranked Virginia, 13-7. Tech scored all its points in the game's first 20 minutes on a pair of field goals, including a 53-yarder by Dave Frakes, and a touchdown by C.J. Williams, and then held on despite managing only 32 yards of offense in the second half. Rodney Williams punted nine times for a 40-yard average, including a 77-

yard blast, and six times pinned the Cavaliers inside the 20. Tech's defense made four interceptions and a fourth-quarter stand after the Cavs drove to the Tech 18-yard line in the final minutes.

## TECH 27, NC STATE 19

**November 11, 1995**

Backup quarterback Brandon Shaw guided Tech to 21 fourth-quarter points as the Jackets rallied from 13 points down. Tech trailed 19-6 with 2:54 left in the third when starting QB Donnie Davis left with a shoulder injury. Facing third-and-17 from his own eight, Shaw moved Tech down the field in 17 plays, capped by C.J. Williams' five-yard run with 11:24 to play. On State's next possession, Ryan Stewart recovered a fumbled pitch at the NCS 28, and two plays later, Tech went ahead for good on Williams' eight-yard touchdown run with 10:04 left. He added another score, his fourth of the day, at the 4:50 mark.

## TECH 16, NC STATE 13

**October 3, 1992**

Scott Sisson's 29-yard field goal on the game's final play, set up by a 54-yard pass from Shawn Jones to Keenan Walker, lifted 23rd-ranked Georgia Tech over No. 21 NC State. Tech had taken over on its own 34-yard line with just 11 seconds left after State's Steve Videtich missed a potential game-winning 51-yard field goal. Sisson also kicked a 36-yard field goal to tie the score with just 2:27 left in the game.

## TECH 18, STANFORD 17

**December 25, 1991, Aloha Bowl**

Quarterback Shawn Jones scored on a one-yard run with just 14 seconds left and tailback Jimmy Lincoln added the winning points with a two-point conversion run to give Tech an 18-17 win over 17th-ranked Stanford in the Aloha Bowl. Stanford took a 17-10 lead on Tommy Vardell's second touchdown of the game with 5:50 left in the second quarter, and the score remained that way until the game's final seconds. With 1:57 remaining, Tech's Willie Clay, fielded a punt at the his own six-yard line and returned it 63 yards to the Cardinal 31, setting up the Jackets' seven-play drive for the win.

## TECH 19, FURMAN 17

**November 9, 1991**

Furman held the ball and a 17-16 lead with less than two minutes to play when Tech OLB Marlon Williams sacked Paladin QB Hugh Swilling and caused a fumble that was recovered by Tech's Coleman Rudolph at the Furman 22. Three plays later, Scott Sisson kicked the game-winning, 37-yard field goal with 21 seconds left.

## TECH 24, VIRGINIA 21

**September 19, 1991**

Scott Sisson beat Virginia on a last-second kick for the second straight year, this time booting a 33-yarder on the game's final play for the 24-21 win. The Cavaliers tied the score on a 19-yard touchdown from Bobby Goodman to Aaron Mundy with just 1:56 left, but Shawn Jones drove Tech 58 yards in 11 plays, hitting a 19-yard pass to Jason McGill to set up Sisson.





**EMMETT MERCHANT** hauls in a scoring pass from Shawn Jones in Tech's 1990 win over Clemson.

## TECH 6, VIRGINIA TECH 3

**November 10, 1990**

Scott Sisson kicked two field goals in the final five minutes, including the game-winner from 38 yards out with just eight seconds left to keep the Yellow Jackets undefeated on the road to their 1990 national championship.

## TECH 41, VIRGINIA 38

**November 3, 1990**

In a game which has been called the greatest in Atlantic Coast Conference history, Tech fell behind the nation's No. 1-ranked team, 28-14, at the half before rallying to win on Scott Sisson's 37-yard field goal with just seven seconds left. Tech tied the score at 28-28 in the third quarter on Jerry Gilchrist's 12-yard reverse and Shawn Jones' 26-yard touchdown pass to Emmett Merchant. After Virginia regained the lead on a 63-yard bomb from Shawn Moore to Herman Moore, Tech pulled even again on William Bell's eight-yard touchdown run, and then Sisson put the Jackets ahead, 38-35, with a 32-yard field goal with seven minutes to go. UVa had a first-and-goal at the one but were forced to settle for a tying field goal with 2:34 left to set the stage for Sisson's heroics.

## TECH 21, CLEMSON 19

**October 13, 1990**

Eighteenth-ranked Georgia Tech used Kevin Tisdell's 87-yard kickoff return and a dramatic goal-line stand to knock off 15th-ranked Clemson for its ninth straight win. A pair of Shawn Jones touchdown passes gave Tech a 14-3

halftime lead, but Clemson chipped away with three second half field goals by Chris Gardocki. Tisdell's return set up T.J. Edwards' five-yard touchdown for a 21-12 advantage with 13:53 left. Clemson drove to the Tech one-yard line, but linebacker Calvin Tiggles keyed a goal-line stand on fourth down. The Tigers managed a touchdown two minutes later after recovering a fumble at the Tech 41, and then the Jackets weathered Gardocki's 60-yard field attempt, which fell just short with 59 seconds left.

## TECH 13, BOSTON COLLEGE 12

**November 25, 1989**

Scott Sisson kicked two 35-yard field goals in the final six minutes, including the game-winner with 42 seconds left, as Tech escaped with a 13-12 victory. Sisson's winning field goal capped a nine-play, 56-yard drive keyed by Shawn Jones, who had scrambles of 15 and 10 yards and completed an 18-yard pass to Brent Goolsby on the drive.

## TECH 17, NORTH CAROLINA 14

**October 21, 1989**

With Georgia Tech trailing 14-10 and facing third-and-11, Shawn Jones scrambled 30 yards for the winning touchdown with just 51 seconds left. Tech led 10-0 late in the third quarter, but UNC went ahead by recovering a blocked punt in the end zone with 6:35 left.

## TECH 30, CLEMSON 14

**October 14, 1989**

Shawn Jones passed for 223 yards and two touchdowns and the Georgia Tech defense forced five turnovers to knock off 14th-ranked Clemson, 30-14, the Tigers' first homecoming loss in 19 years. Jones threw scoring passes of 81 yards to Bobby Rodriguez and eight yards to Jerry Mays, who also rushed for 97 yards and a score. Tech's defense had two interceptions, two fumble recoveries and a blocked field goal while holding the Tigers to 111 yards rushing.



**GARY LEE'S** 95-yard kickoff return in the fog was the difference in Tech's 20-16 win over Georgia in 1985.

## TECH 28, MARYLAND 24

**October 7, 1989**

Shawn Jones threw four touchdown passes, three of them in the third quarter, as Georgia Tech overcame deficits of 14-0 and 21-7 to snap a 16-game ACC losing streak. Tech fell behind 14-0 before getting on the board with a touchdown just 18 seconds before halftime. Maryland regained its 14-point lead with a score early in the third quarter before Jones tossed three touchdowns in an eight-minute span, two of them to tight end Tom Covington.

## TECH 34, SOUTH CAROLINA 0

**October 15, 1988**

Andre Thomas grabbed two of Georgia Tech's four interceptions, returning one 51 yards for a touchdown, as the Yellow Jackets stunned eighth-ranked South Carolina, 34-0, at Bobby Dodd Stadium. Thomas was named the national Defensive Player of the Week by *Sports Illustrated* and *The Sporting News*. Jerry Mays rushed for 130 yards and Stefen Scotton scored two touchdowns on the ground. Quarterback Todd Rampley completed 14 of 22 passes for 170 yards, including a 12-yard touchdown to Steve Davenport.

## TECH 20, GEORGIA 16

**November 30, 1989**

Gary Lee's electrifying 95-yard kickoff return proved to be the game-winning play as Georgia Tech downed 20th-ranked Georgia on a foggy night at Grant Field. Tech jumped out to early leads of 3-0 and 10-3 before watching the Bulldogs dominate the second and third quarters by piling up 341 yards rushing. But after Georgia took a 16-10 lead with a field goal, Lee authored the game-winning play on the ensuing kickoff. Taking the ball at the five, the junior speedster raced down the East sideline and, after a crucial block from Damian Burke, sped untouched into the end zone for a 17-16 advantage with 4:25 left in the third quarter. The Jackets added insurance on David Bell's 46-yard field goal, but the game was not decided until Tech linebacker Jim Anderson recovered a fumble by UGA quarterback James Jackson at midfield in the closing minute.

## TECH 17, MICHIGAN STATE 14

**December 31, 1985, All-American Bowl**

Malcolm King, who rushed for 122 yards, scored the winning touchdown on a five-yard run with 1:50 left. With four players suspended, including starting QB John Dewberry and starting SE Gary Lee, Tech trailed 14-7 until David Bell's 40-yard field goal with 7:08 in the game cut the deficit to 14-10. The winning drive, covering 42 yards in eight plays, was set up when Tech's Pat Swilling recovered a fumble by Spartan tailback Lorenzo White at the MSU 42.



# GREAT GAMES



**WINNING EASLEY:**  
Tech players, including John Dewberry (#11) celebrate as Chuck Easley crosses the goal line with 33 seconds left. Tech defeated 12th-ranked Clemson, 28-21, in 1984 to end the Tigers' 20-game ACC winning streak.

## TECH 28, CLEMSON 21

**September 29, 1984**

Fullback Chuck Easley's one-yard plunge with just 33 seconds left capped a nine-play, 54-yard drive—all on the ground—to lift 18th-ranked Tech to a 28-21 upset of 12th-ranked Clemson, ending the Tigers' 20-game ACC winning streak. Tech led 21-0 at the half, but Clemson stormed back to tie the score with 10 minutes to play.

## TECH 24, ALABAMA 21

**September 12, 1981**

Robert Lavette scored the winning touchdown on a two-yard run with 3:57 left as Tech shocked fourth-ranked Alabama in the season opener at Legion Field in Birmingham. Alabama led 10-0 and 13-7 early and took a 21-14 into the fourth quarter before Ron Rice's 28-yard field goal brought Tech within 21-17. The winning drive covered 80 yards, keyed by a 54-yard completion on third down from Mike Kelley to Ken Whisenhunt. Alabama's 50-yard field goal attempt on the game's final play fell short.

## TECH 3, NOTRE DAME 3

**November 8, 1980**

In one of three matchups with No. 1-ranked teams in 1980, Georgia Tech shocked top-ranked Notre Dame with a 3-3 tie at Grant Field. Freshman quarterback Ken Whisenhunt's 23-yard completion to Jeff Keisler set up Johnny Smith's 39-yard field goal with 6:11 left in the second quarter. Late in the game, Notre Dame's Stacey Toran intercepted Ted Peebles' pass and the Irish moved downfield for Harry Oliver's game-tying field goal with just 4:44 left to play.

## TECH 6, SOUTH CAROLINA 3

**October 7, 1978**

Johnny Smith's 34-yard field goal with just 57 seconds left gave Tech a 6-3 win. With the score tied at 3-3, Tech took over with 4:55 to play and covered 53 yards in nine plays to set up the winning kick.

## TECH 23, NOTRE DAME 14

**November 6, 1976**

With quarterback Gary Lanier directing Tech's wishbone attack, the Jackets knocked off 11th-ranked Notre Dame, 23-14, without throwing a single pass. Tech trailed 14-3 late in the first half when Drew Hill's 46-yard reverse set up a score by Lanier. In the second half, the Jackets held Notre Dame to just 21 yards rushing while scoring 13 unanswered points. David Sims led Tech with 122 yards and two touchdowns, while Eddie Lee Ivery added 81 yards rushing.

## TECH 29, NORTH CAROLINA 28

**October 12, 1974**

Adrian Rucker scored from seven yards out with just 36 seconds left and then Rudy Allen hit Jimmy Robinson for the two-point conversion to give Georgia Tech a 29-28 victory over North Carolina at Grant Field. The Tar Heels had gone ahead on Chris Kupec's five-yard touchdown with 2:34 to play, but Randy Rhino returned the kickoff 57 yards and then Allen completed three straight passes to Robinson for a first down at the UNC seven with 43 seconds left. David Sims, who rushed for 134 yards on 15 carries, scored twice and fullback Jimmy Murray added another touchdown to give Tech a 21-14 lead, before UNC answered with a touchdown run by Kupec to knot the score at 21-21.

## TECH 31, IOWA STATE 30

**December 18, 1972, Liberty Bowl**

Tech trailed 14-3 after one quarter and 21-17 at the half before taking a 24-21 lead on a 22-yard pass from Jim Stevens to Rob Healy with seven minutes left in the third quarter. After Iowa State tied the game with a field goal, Stevens tossed the game-winning touchdown, a three-yard completion to Kevin McNamara with 11:28 to play. Iowa State had a chance to win the game, however, after recovering Stevens'

errant pitch and then driving 33 yards for a touchdown with 1:36 left. But the Cyclones failed on the two-point conversion, and Tech's Mark Fields recovered the ensuing onside kick.

## TECH 21, MICHIGAN STATE 16

**September 23, 1972**

Georgia Tech quarterback Eddie McAshan threw for 239 yards and two touchdowns, including a 77-yard touchdown strike to flanker Jimmy Robinson on Tech's first play of the game, to lead the Yellow Jackets to a 21-16 victory at 18th-ranked Michigan State. McAshan, who completed 16 of 26 passes, also hit Robinson for a 36-yard touchdown that gave Tech a 21-3 lead at the end of the third quarter. The Spartans fought back with a pair of fourth-quarter touchdowns and were driving for another score when all-America cornerback Randy Rhino ended the threat with an interception at the Tech 14.

## TECH 17, BAYLOR 10

**September 27, 1969**

Tech scored the winning touchdown on a 21-yard pass from Charlie Dudish to Steve Harkey with just 44 seconds left. With the game tied at 10, an interception by David Polk gave Tech possession at its own 46-yard line with 1:37 to play, and six plays later the Jackets scored. Baylor then drove into Tech territory but Jeff Ford sealed the win with an interception at the Tech 11.

## TECH 6, GEORGIA 0

**November 29, 1969**

Jack Williams sneaked over from one-yard out for the game's only touchdown in the second quarter as Georgia Tech upset bowl-bound Georgia at Grand Field, Tech's first shutout of the Bulldogs since 1956. Jeff Ford ended Georgia's only serious scoring threat with an interception in the end zone with six minutes left, while Bubba Hoats tied the Tech record with three interceptions.

## TECH 23, TULANE 19

**October 26, 1968**

Jack Williams hit Kenny Bounds for a seven-yard touchdown pass with just 45 seconds left as the Jackets overcame Tulane's 12-point rally in the final six minutes. Tech led 16-7 late in the game but the Green Wave drove 80 yards for a touchdown with 2:52 left and then recovered the ensuing onside kick at the Tech 44, leading to the go-ahead touchdown and a 19-16 lead with just 1:59 to play before the Jackets began their winning drive at the Tulane 23.



**HEAD COACH BOBBY DODD** celebrates after Tech's 1962 win over No. 1 Alabama, which Dodd called his "greatest victory."

## TECH 21, AUBURN 20

**October 19, 1968**

Tech trailed 14-0 at the end of the first quarter and 20-14 at the end of three quarters before scoring the winning touchdown on a three-yard run by Kenny Bounds with six minutes left. The Jackets withstood Auburn's 29-yard field goal attempt with 57 seconds left.

## TECH 6, TENNESSEE 3

**October 8, 1966**

Bunky Henry's two second-quarter field goals, including a career-long 41-yarder, proved to be the difference as ninth-ranked Georgia Tech knocked off No. 8 Tennessee, 6-3, in a nationally televised contest at Grant Field. After Tennessee kicker Gary Wright gave the Volunteers the early lead with a 27-yard field goal, John Sias returned the kickoff 49 yards and then Tech quarterback Kim King, who was named National Player of the Week, hit three passes to Steve Almond down to the UT seven to set up Henry's first field goal from 22 yards out. On the Vols' next possession, linebacker W.J. Blane intercepted a pass at the UT 45 and returned it to the 32, leading to Henry's second field goal. Blane preserved the victory with his second interception of the day at the Tech 23-yard line with two minutes to play. Tech won despite being outgained, 244-127 yards.

## TECH 7, ALABAMA 6

**November 17, 1962**

In a classic showdown that head coach Bobby Dodd called his greatest victory, Georgia Tech ended top-ranked Alabama's 26-game unbeaten streak with a 7-6 victory before 52,971 fans at Grant Field, at the time an Atlanta record football attendance. Tech dominated the first half, taking a 7-0 lead on Mike McNames nine-yard touchdown run with 4:22 in the second quarter while allowing the Crimson Tide to cross midfield just once. McNames had set up his score by intercepting a Joe Namath pass and returning it 26 yards to the Bama 14.

The Tide managed its only score in the fourth quarter when Billy Lothridge bobbled the snap on a punt and was ruled down at the nine-yard line. Four plays later, Cotton Clark's two-yard touchdown made the score 7-6 with 5:31 to play. Alabama elected to go for two, but end Jack Hurlbut was tackled by McNames and Ed Griffin. After the Tide recovered the on-sides kick at the Tech 33, Namath's first pass was intercepted by Frank Sexton, who returned it to the Alabama 42, where his fumble was recovered by the Tide. Namath moved his team to a first down at the Tech 14 with less than two minutes to play.

Rather than set up a field goal, Namath threw for the end zone and his pass was picked off by Don Toner with 1:05 left, preserving Tech's first win over a Bear Bryant-coached Alabama team.

## TECH 14, TENNESSEE 7

**November 5, 1960**

Billy Williamson's 93-yard kickoff return late in the first quarter gave Georgia Tech the lead for good and the Rambling Wreck defense made it stand up as Tech recorded a 14-7 upset over eighth-ranked Tennessee at Grant Field. The Jackets returned a punt 26 yards to the 16-yard line, and on the next play, halfback Chick Graning found the end zone for a 7-0 lead. After the Vols tied the score, Williamson's return gave the Jackets a lead they would not relinquish. Led by Billy Shaw and Larry Stallings the Tech defense limited the Vols to just 58 yards in total offense over the final three quarters of play and only 139 yards for the game.

## TECH 16, SMU 12

**September 26, 1959**

Quarterback Fred Braselton passed for 73 yards and two touchdowns and rushed for 59 more to lead 16th-ranked Georgia Tech to a 16-12 victory over sixth-ranked SMU at Grant Field. Trailing 12-7, Braselton set up the winning score with a 33-yard run and then hit Fred Murphy for a 10-yard scoring pass to put Tech ahead for good, 13-12, late in the third quarter.

## TECH 17, BAYLOR 14

**January 1, 1952, Orange Bowl**

Pepper Rodgers' six-yard field goal with 2:56 left in the game broke a 14-14 tie to give Tech a 17-14 victory over Baylor in the Orange Bowl. The Yellow Jackets had tied the game on a touchdown pass from Darrell Crawford to Buck Martin with six minutes to play.



**ORANGE CRUSH:** Pepper Rodgers kicks the winning field with 2:56 left to give Tech a 17-14 victory over Baylor in the 1952 Orange Bowl.



# LETTERWINNERS

## From A to Z, "The Wearers of the T"

### A

Adams, Albert (m)	1930
Adams, B.R.	1918
Adams, H.H.	1937
Adams, J.Q.	1932
Adams, John D.	1966-67-68
Aderhold, Robert	1938-39-40
Akins, Marion	1950
Albanese, Brian	2000
Albright, J.G.	1923
Aldredge, Steven Scott	1989-90
Alexander, J.C.	1913-14-15-16
Alexander, William A.	1911-12
Allen, David B.	1979-80-81
Allen, Ermal K.	1964-65
Allen, H.T.	1918
Allen, John (m)	1990
Allen, Kikie (m)	1950
Allen, Proctor M.	1971-72
Allen, Rudolph C.	1974-75
Allen, T.R.	1938
Allen, Ty (m)	1990-91-92-93
Allen, William C.	1990
Allison, Robert B.	1979-81
Allvine, Douglas W.	1989
Almond, Stephen E.	1965-67
Ambrose, Kyle	1984-85-86
Amis, T.B.	1919-20-21
Anderson, Edwin B., Jr.	1968
Anderson, J.C.	1947-48-49
Anderson, Jim	1982-83-84-85
Anderson, L.F.	1937-38
Anderson, Mark H.	1974
Anderson, Ormand G.	1954-55-56
Anderson, R.E.	1938
Anderson, T.G.	1940-41-42
Anderson, T.L., Jr.	1957-59-60(c)
Anderson, Warren (t)	1978-79-83
Andrews, Robert Boyd	1991-92-93-94
Andrzejewski, Alan Conrad	1998-99
Angley, Tom	1925-26
<b>Anoai, Leati Joseph</b>	<b>2003</b>
<b>Anyansi, Tabugbo</b>	<b>2001-02-03</b>
Appleby, H.H.	1935-36-37
Armentrout	1922
Amall, H.C. (m)	1918
Arnett, James E.	1972
Arno, Teddy (m)	1947-48
Arrington, Art (m)	1981-82-83-84
Arthur, H.B.	1939-40
Asbury, F.L. (m)	1920
Ashley, Mitch	1980
Ashmon, Shannon	1999-00
Ashmore, Frederick M.	1965-66-67
Askew, Leon C.	1955-56-57
Asti, Erica (m)	1989-90
Atkinson, J.E.	1943
Atkinson, Michael (t)	1993
Aton, B.B.	1945
Auer, Joseph	1961-62-63
Austin, David F.	1963-64
Austin, Michael B.	1952
Avers, Elaine R.(m)	1975-76-77-78
Avery (m)	1935
Ayres, Asher	1908

### B

Bagwell, Gary D.	1955
Bahin, Jim (m)	1990

Bailes, Elbert L.(m)	1954
Baker, Jeffrey L.	1971
Baldwin, J.S.(m)	1908
Balkcom, Thomas T.	1988-89-90
<b>Ball, Reggie L.</b>	<b>2003</b>
Ballard, Thomas R.	1962-63-64
Balogun, Kamal	1995-96
Banks, William O.	1951-52
Barber, David C.	1965-66-67(c)
Barber, Henry J.	1962-63
Barber, Stephen (m)	1987-88-89-90-91
Barkley, Bobbie L.	1978
Barksdale, Michele (m)	1995-96-97-98-99
Barnes, Karl W.	1972
Barnwell	1915
Barr, Robert H.	1970-71
Barron, Carter	1924-25-26
Barron, D.I.	1918-19-20-21-22(c)
Barron, G.W.	1945
Barron, L.F.	1930-31-32
Barron, Scott	1988-89
Barron, Tommy K.	1979-80-81-82
Bartlett, J.S.	1938-39
Basquin, Brett C.	1998-99-00
Bates, C.R.	1940
Battle, John M.	1963-64-65(c)
Battle, Erron Kevin	1989-90-91-92(c)
Baughan, Maxie	1957-58-59(c)
Baum, Phillip	1955-58
Baumgartner, Chris (m)	1996-97-98-99
Baxter, Bryan K.	1990-91-92-93
Baynham, Grant A.	1993-94-95-96
Baynham, Gordon C.	1964-65-66
Bazemore, Curtis W.	1974-75
Bazemore, Preston (t)	1986
Beall, F.R.	1942-43-46
Beard, P.E.	1913-14-15
Beard, R.A.	1934-36
Beard, W.R.	1939
Bearden, Charles E.	1985-86-87-88(c)
Beasley, James E.	1958-59
Beavers, David S.	1969-70-71
Beavers, Scott T.	1986-87-88-89



**W.J. BLANE** was named an Academic All-America in 1966. He also played baseball at Tech.

Beavin, Thomas D.	1969-70-71
Beck, Ray M.	1949-50-51
Beck, Thomas M.	1971-72
Beers, R.E.	1938-39-40
Belflower, Bradley (m)	1990-91-92-93
Bell, David	1984-85-86
Bell, J.R.	1943
Bell, Jeb (m)	1974
Bell, John L.	1966
Bell, R.S.	1915-16-17
Bell, William	1989-90-92-93
Bellamy, Eric J.	1989-90
Bender, Greg (m)	1986-87-88-89
Bender, Jason B.	1991-92-93-94(c)
Bennett, Benjamin (m)	1957-58
Bennett, John C.	2000-01
Bennett, Milford H.	1951-52
Bennett, Richard D.	1978
Benson, James E.	1957
Bentley, Clarence F.	1961
Bercegeay, Julie (m)	1981-82-83-84
<b>Besirevic, Salih</b>	<b>2002</b>
Bessillieu, Donald A.	1975-76-77-78
Bethea, L.A.	1947-48-49-50
Bettress, Fred D.	1973
Betts, Charles H.(m)	1964-65
Bevier, Scott H.	1972-73-74
Biddle, William M.	1960-61
<b>Bilbo, Damarius O.</b>	<b>2002-03</b>
Billingslea, Eric E.	1991-92-93-94
Bills, J.T.	1946-47
<b>Billy, Omar</b>	<b>2002-03</b>
Black, D.C.	1911
Blackwell, Ceylon B.	1965
Blake, J.A.	1945
Blane, Watkins J.	1964-65-66
Blanton, Michael J.	1975-76-77-78
Blasetti, Tony	1982
Blazek, Peter J.	1981-83-84
Bleick, Thomas W.	1963-64-65
Bloodworth, Charles H.	1974
Bogue, Doug	1980
Boldin, Carl	1976-77
Bonifay, Cameron H.	1971-72-73
Bonifay, Kenneth B.	1964-66-67
Bonnewell, Sheldon E.	1971
Booker, Donte M.	1996-97-98-99
Boone, Harry A.	1959-60-61
Boozer, David R.	1960
Bormolini, John	1975
Borum, Vernon L.	1922
Bosch, J.W.	1939-40-41
Bossons, R.R.	1947-48-49-50
Bostic, Jason D.	1995-96-97-98
Boulware, H.B.	1934
Boulware, Raleigh J.	1992-93-94
Bounds, Kenneth E.	1968-69
Bourgeois, Gavin	2003
Bourne, W.B.	1943
Bourne, William B.	1970-71-72 (c)
Bourne, Matthew M.	1993-94-95
Bowen, Allen	1944-46-47-48
Bowen, J.L.	1944-45-46-47
Bowen, Robert C.	1974-75-76
Bowen, Sheppard A.	1976
Bowen, Tami (m)	1980-81
Bowley, Paul R.	1971-72-73
Bowman, Paul D.	1990
Boyd, A.M.	1934
Boyd, Mark	1991
Bracken, Samuel R.	1981-84-85
Bradach, D.D.	1946-47-48

Bradford, Jack C.	1943
Bradford, Patrick	1994-95-96-97
Bradford, Robert R.	1972-73
Bradley, Mark S.	1978-79-80-81 (c)
Bradley, Michael O.	1967-68-69
Brady, C.C.	1932
Bramlett, Jocelyn (m)	1995-96-97-98
Brannon, Charles N.	1951-52-53
Brantley, James R.	1957
Braserton, Freddie G.	1957-58-59
Braswell, Jeff (t)	1982-84
Bravy, Brian R.	1991-92-93-94
Breece, Donald C.	1975-76
Breland, James E.	1965-66(c)
Brenner, Dale F.(m)	1966
Brewer, John M.	1925-26
Brewster, J.D.	1921-22
<b>Brezina, Bradford P.</b>	<b>2003</b>
Bridge, Robert S.	1972-73
Bridges, Lekeldrick	2002
Briggs, Herbert A.(m)	1963-64-65-66
Brigman, William H.	1952-53-54
Brittain, J.F.	1934-35
Broach, R.A.(m)	1942-43
Brodnax, G.H.	1945-46-47-48(c)
Brooke, J.O.	1928-29-30
Brooking, Keith H.	1994-95-96-97(c)
Brooks, Christopher P.	1990-91
Brooks, Franklin D.	1952-53-54-55
Brooks, J.L.	1937-38
Broome, Timothy C.	1969-70
Brown, Adam (t)	1998-00
Brown, Ather	2000-01-02-03
Brown, Charles H.	1949-50
Brown, Christopher D.	1997-98-99-00(c)
Brown, Gary L.	1992-93
Brown, Harper L.	1975-76
Brown, J.C.	1907
Brown, J.E.	1943-46-47-48
Brown, James A.	1965-66-67
Brown, Mandy (t)	1986
Brown, Michael D.	1992
Brown, Neil N.(m)	1959-60
Brown, Samuel	1979-80-81-82
Brown, Samuel	1950-51-52
Brown, Timothy L.	1999-00-01
Brownlee, Kevin	1982-83
Broyles, J.F.	1943-44-46
Bruce, Stephen B.	1972-73
Bruenderman, Robert J.	1974-75-76
Brumberg, Sara (t)	1997-98
Brumby, C.R.	1929
Bryan, William A.	1974-75
Bryant, C. Matthew	1979-80-81
Bryant, W.G.	1914-15
Buchanon, C.	1907-08
Buchner, Marc E.(m)	1974-75
Buckley, Grant (t)	1981-82-83
Bullard, R.G.	1926
Burch, Gerald T.	1958-59-60(c)
Burdell, George P.	1928-29-30
Burke, Al (t)	1987
Burke, Damian	1982-83-84-85
Burke, Greg (t)	1986-87
Burke, Sam F. "Bo" (t)	1965-66-67-68
Burke, Samuel W.	1964-65-66(c)
Burkholder, Gary L.	1963-64-65
Burks, Jason L.	1997-98-99
Burks, Willie L.	1986-87-88-89
Burnett, Daniel R.	2002-03
Burns, Joe F.	1998-99-00-01
Burns, Justin R.	1975-76-77




# LETTER WINNERS

Burroughs, C.E. ....	1940-41
Burt, A.M. ....	1909-10
<b>Burton, Nathan I. ....</b>	<b>2001-02-03</b>
Burton, Richard E. (t) .....	1968-69-70
Busbin, W.E. ....	1945-46-47
Bussell, Gerald W. ....	1962-63-64
<b>Butler, James O. ....</b>	<b>2001-02-03</b>
Bynum, H.W. ....	1938

## C

Cabrel, Francis G. ....	1978-79-80
Cain, J.T. ....	1930-31-32
Caldwell, Jerry R. ....	1995-96-97-98(c)
Caldwell, Robert S. ....	1960-61-62
Callan, John P. ....	1969-70-71
Cameron, Delaunta L. ....	1995-96-97-98
Cammack, Clayton L. ....	1958
<b>Camp, Brian J. ....</b>	<b>2001-02-03</b>
Camp, Larry B. ....	1963
Campagna, Richard C. ....	1975
Campbell, Antoine (t) .....	1999-00-01
Campbell, Dean W. ....	1973
Campbell, Douglas A. ....	1972-73
Campbell, L. Kelly. ....	1998-99-00-01
Campbell, Randall W. ....	1971
Carden, Gary M. ....	1970-71-72
Carey, Tony. ....	1984-85
Carithers, Edward E. ....	1951-52-53
Carlen, James A. ....	1953-54
Carlisle, Thomas I. ....	1965-66-67
Carlson, Paul (t) ....	1981
Carmack, Charles M. ....	1961
Carmack, J.E. ....	1935-37
Carman, Jonathan D. ....	1997-98-99
Carmichael, Thomas A. ....	1965-66-67
Carney, Kenneth S., Jr. ....	1981(c)
Carolina, Marvin. ....	1982-83-84-85
Carpenter, S.M. ....	1923-25
Carpenter, T.G. ....	1943-44-46
Carpenter, W.G. ....	1914-15-16-17
Carson, R.E. ....	1926
Carson, Stanley, L. ....	1955
Carter, Belfield H. ....	1958-59-60
Carter, David B. ....	1976
Carter, E.V. (m) ....	1940
Carter, H.M. ....	1923
Carter, Joel T. ....	1983-84-85
Carter, Stewart (m) ....	1989-90-91-92
Cassidy, Omar A. ....	1993-94-95
Castleberry, Clinton D. ....	1942
Castleberry, Don. ....	1980
Castleberry, J.W. ....	1944-46-47-48(c)
Castro, Timothy P. ....	1996
Caudle, Chris. ....	1986-87
Cavan, Harry J. ....	1964
Caviness, Bryan (t) ....	1988
Caviness, George (t) ....	1986-87-88-89
Cavette, N.M. ....	1938-39-40(c)
Cawthon, Wally H. ....	1979-80-81-82
Celaj, Kujtim "Ken" ....	1994-95-96-97(c)
Chadwick, Leon. ....	1979-80
Chambers, John Bradley ....	1996-97-98
Chambers, W.J. ....	1943-44
Chamblin, Gerald. ....	1986-87-88
Chance, P.M. ....	1935-36
Chancey, James E. ....	1960-61-62
Chapman, J.G. ....	1908
Chapman, Joseph R. ....	1961-62-63
Chapman, Thomas A. ....	1967-68-69
Cheever, Michael J. ....	1992-93-94-95(c)
Cheney, Charles E. ....	1969-70
Cherry, B.T. ....	1930-31-32
Chisholm, Donalthan ....	1981-82-83-84



**PAUL DUKE**, a standout center, was the captain of coach Bobby Dodd's first Tech team in 1945.

Chivington, J.L. ....	1936-37-38(c)
Christensen, Scott (t) .....	1986-87-88
Christy, Frank J. ....	1953-54-55-56
Chubbs, William. ....	1989-90-91
Churchill, D.N. ....	1914
Clare, Ben (m) ....	1998-99-00
Clark, Jack L. ....	1964
Clark, Jamara. ....	1998-99-00
Clarkson, Massey (m) .....	1947-48-49
Claxton, Ira St. Clair. ....	2000
Clay, J.P. ....	1939
Clay, R.A. ....	1914
Clay, Willie J. ....	1988-89-90-91(c)
Claybrooks, Felipe A. ....	1997-98-99-00(c)
Cleland, Beau. ....	2001-02
Clements, Jimmy. ....	1993-94-95-96
Clifford, Harold C. ....	1966
Clingan, L.H. ....	1931
Clingan, Larry E. ....	1959
Clinkscale, Gordon F. ....	2002
Cobb, F.R. ....	1918-19
Cobb, Joe E. ....	1948-49-50
Cochran, William S. ....	1955
Coger, Frederick L. ....	1992-93-94
Coker, Donald R. ....	1960
Colbert, Freeman D. ....	1975-76-77(c)
Colbert, W.D. ....	1944
Colcord. ....	1917
Cole, David (m) ....	1954-55-56
Cole, Robert T. ....	1963
Coleman, J.T. ....	1946-47-48-49(c)
Coleman, James P. ....	1973-74-75
Coleman, Marco D. ....	1989-90-91
Coleman, Marcus J. ....	1990-91-92-93
Coleman, W.C. ....	1909-10-11
Coley, Mike (t) ....	1983-84
Coley, Pam (t) ....	1986
Colley, C.S. ....	1912
Collier, Cory. ....	1983-84-85-86
Collins, Cory. ....	1999-00-01-02
Collins, E.R. ....	1935-36-37
Collins, John P. ....	1966-67-68
Colquitt, Carey D. ....	1980-81
Colvin, Joseph T. ....	1963-64-65
Colvin, S.C. ....	1929-30
Comer, Dave (t) ....	1984-85-86
Conard, Chris. ....	1986
Cone, Ronny L. ....	1979-80-81-83

Connally, Vaughn. ....	1924-25
Connell. ....	1922
Conniff, Jack (m) ....	1931
Cook, H. ....	1909-10-11-12-13(c)
Cooksey, Douglas A. ....	1974
Cooksey, Robert T. ....	1978-79
Cooper, G.F. ....	1925
Cooper, Douglas A. ....	1961-62-63
Copeland, Charles W. ....	1972
Copeland, Steve E. ....	1962-64-65
Cord, Robert T. ....	1973
Cordrey, Peter D. ....	1969-70-71
Corhen, Bryan N. ....	1997-98-99-00
Corker, Newman (m) ....	1930
Costello, Glenn S. ....	1970-71-72
Covington, Thomas P. ....	1988-89-90-91
Cox, Jack T. ....	1975
Cox, Jamal K. ....	1991-92-93-94(c)
Cox, Jonathan B. ....	2000-01-02
Cox, Orion V. ....	1988-89-90
Crawford, Elbert D. ....	1949-50-51
Crawford, Steven G. ....	1973-74-75
Crenshaw, F. Jermaine. ....	2000
Crockett, L.D. ....	1938
Crockett, Willis R. ....	1985-86-87-88
Crowe, David (t) ....	1990-94
Crowley, E.J. ....	1925-26-27(c)
Crowley, Thomas L. ....	1974-75
Crum, Richard M. ....	1962
Culton, John B. ....	1966-67-68
Cummings, R.H. ....	1943
Cundy, Christine (t) ....	1998
Cunningham, Douglas Brent. ....	1969-70-71
Corley, Robert E. ....	1974-75-76
<b>Curry, Nathaniel T. ....</b>	<b>2000-02-03</b>
Curry, Shane. ....	1986
Curry, Terence W. ....	1986-88
Curry, William A. ....	1962-63-64(c)
Cushing, Glenn. ....	1936-37-38
Cushman, H.W. ....	1913-14
Cutting, Michael D. ....	1975-77

## D

Daffer, Terrell E. ....	1971-72-73
Dale, Thomas D. ....	1966-67-68
Daniel, J.E. ....	1943-44
Daniel, Stephen E. ....	1973-74

Daniel, Thomas D. ....	1977-78-79(c)
Daniels, Conrad M. ....	1996-98
<b>Daniels, Prince A. ....</b>	<b>2002-03</b>
Darby, Bobby (m) ....	1983
Darby, Mike. ....	1982
Daugherty, Ben T. ....	1952-53-54
Davenport, Steven D. ....	1985-86-87-88
Davis A. ....	1923
Davis, Darish. ....	1978
Davis, David H. ....	1951-52-53
<b>Davis, Dennis L. ....</b>	<b>2001-02-03</b>
Davis, Donald L., Jr. ....	1993-94-95(c)
Davis, Ellis B.(m) ....	1941
Davis, Forrest D. ....	1969
Davis, John H. ....	1983-84-85-86
Davis, J.R. ....	1907-08
Davis, John J. ....	1962-64
Davis, Marcus, A. ....	1959
Davis, Michael E. ....	1992
Davis, O.G. ....	1918-19-20-21-22
Davis, R.T. ....	1944-45-46-47(c)
Davis, Richard K. ....	1961-62-63
Davis, V.L. ....	1918-19
Davis, Wingfield A. ....	1960-61
Davis, W.A. ....	1931-32-33
Day, A.M. ....	1918
Day, Curley R. ....	1989-90-91-92
Daykin, Anthony A. ....	1974-75-76(c)
Daykin, Richard. ....	1976-77-78
Dean, Allen N.(m) ....	1961-62
Dean, David. ....	1984
Dean, Doug. ....	1987
Dean, Norris C. ....	1932-33-34
DeBardelaben, Stephen L. ....	1968-69
Dee, Michael E. ....	1993-94-95-96
Deeds, Derrick. ....	1981
Deese, Marion D. ....	1957-58-59
de la Guardia, Mario. ....	1980
Delany, Joe H. ....	1956-57-58
Denney, Walter C. ....	1965-66-67
Denning, Donald L. ....	1957
DeVaughn, M.S. ....	1927
Dewberry, John. ....	1983-84-85
Dickey, Allison (m) ....	1996-97-98
Dickinson, Jon (m) ....	1983-84-85-86
DiPace, Max. ....	2002
<b>Dixon, Jimmy. ....</b>	<b>2001-02-03</b>
Dobyns, Robert B. ....	1961
Dodd, R.O. ....	1940-41-42
Dodd, Walter O. ....	1956
Dollar, Charles R. ....	1990
Dombach, R.D. ....	1944
Dorough, J.H. ....	1943-44
Dorsey, Nathaniel W. ....	2001-02-03
Douglas, Carl E. ....	1969
Douglas, John F. ....	1966
Douglas, Tracy (m) ....	1998-99-00
Dover, Robert L. ....	1956-57
Dowling, J.H. ....	1917-19
Doyal, R.L. ....	1919-20
Doyal, R.L., Jr. ....	1945-47-48-49
Drennon, R.E. ....	1926-27-28
Dripps, Charles S. ....	1974
DuBard, W.H. ....	1910
Duckworth, Randy A. ....	1969-70-71
Dudish, Andrew C. ....	1969
Dudley, Derrick M. ....	1999
Duke, P.A. ....	1944-45-46
Dukes, Jimmy Jason. ....	1992-93-94-95
Duncan. ....	1915
Duncan, Curtis D. ....	1992

# LETTERWINNERS

Duncan, Johnny W. .... 1968-69  
**Dunlap, Christopher D. .... 2003**  
 Dunlap, E.O. .... 1928-29-30(c)  
 Dunn, Duncan, F. .... 1965  
 Dunwoody, H.R. .... 1916  
 Durant, R.J. .... 1927-28  
 Durden, Wanda (t) .... 1989  
 Durham, James L. .... 1952-53-54  
 Dyett, Marvin B. .... 1978-80-81-82  
 Dyke, Daniel R. .... 1999-00-01-02  
 Dyke, H.E. .... 1939-40-41


## E

Eastburn, Reid P. .... 1992  
 Eastman, William P. .... 1965-66-67  
 Easley, Chuck. .... 1983-84-85  
 Eaves, S.P. .... 1940  
 Echols, Berwin C. .... 1999  
 Ecker, Harry A. .... 1954-55-56  
 Eckford, Erroll (m) .... 1923  
**Economos, Andrew J. .... 2002-03**  
 Ector, W.H. .... 1937-38-39  
 Edge, Arthur B. .... 1952  
 Edwards, Christopher B. .... 1996-97-98-99  
 Edmunds, George R. .... 1965-66-67(c)  
 Edwards, Darrell .... 1987  
 Edwards, G.L. .... 1936-37  
 Edwards, J.E. .... 1941  
 Edwards, Kenneth M. .... 1965  
 Edwards, Howard T.J. .... 1988-89-90  
 Edwards, W.H. .... 1928-29-30  
 Elders, William E. .... 1961  
 Eldredge, D.C. .... 1941-42  
 Ellerbee, Terry E. .... 1972-73-74  
 Elliott .... 1925  
 Elliott, Bruce E. .... 1971-72-74  
 Elliott, Thomas .... 1965-66-67  
 Ellis, Carl S. .... 1976-77  
 Ellis, Marion D. .... 1954-55-56  
 Ellis, William C. .... 1965  
 Elmer, E.E. .... 1909-10-11  
 Elrod, Ronald H. .... 1965  
 Emerson, C.L. .... 1908  
 Emerson, Richard L. .... 1963-64  
 Engel, Curtis S. .... 1970-71-72  
 Enzweiler, Ronald J. .... 1970-71  
 Ericksen, Harold J. .... 1959-60-61  
 Erickson, Kristen (t) .... 1993-94-95-96  
 Escoe, Kenneth D. .... 1981-83  
 Etheridge, Matthew T. .... 2000-01-02  
 Etheridge, Robert G. .... 1979-80-81-82  
 Eubank, Kim (m) .... 1987-88-89  
 Eubanks, Bobby Joe .... 1955  
 Eubanks, R.W. .... 1933-34-35(c)  
 Eubanks, Timothy E. .... 1967-68  
 Evans, Larry (m) .... 1999-00  
 Evatt, Richard I. .... 1968-69-70  
 Everett, Charles B. .... 1960  
 Everhart, Clayton W. .... 1971-72  
 Ewing, Tim .... 1988-89  
 Ezell, C.S. .... 1929-30-31  
**Eziemefe, Ajenavi C. .... 2002-03**

## F

Fair .... 1925  
 Faisst, H.A. .... 1928-29  
 Faith, Joseph W. .... 1967-68-69  
 Farmer, I.L. .... 1930  
 Farnsworth, W.B. .... 1921-23-24

Farr, Clay (t) .... 1992-93-94-95  
 Farrer, Danny F.(m) .... 1968  
 Farrington, William E. .... 1961-62-63  
 Faucette, Floyd S. .... 1957-58-59(c)  
 Faulk, Waymon D. .... 1963-64  
 Faulkinberry, David L. .... 1975-76  
 Faulkner, A.J. .... 1942-43  
 Faulkner, Gary A. .... 1971-72  
 Faulkner, Mike (t) .... 1980-81-82  
 Ferguson, Edwin L. .... 1996  
 Ferguson, Nicholas A. .... 1995  
 Ferris, Henry A. .... 1949-50-51  
 Ferst, F.W. .... 1918-19-20-21  
 Fiebelkom, Thomas M. .... 1965  
 Fielder, K.J. .... 1912-13-14-15(c)  
 Fields, Mark B. .... 1971-72-73  
 Fincher, J.T. .... 1921  
 Fincher, S.W. .... 1929-30-31  
 Fincher, W.E. .... 1916-17-18-19-20(c)  
 Findlay, Mark Garren .... 2003  
 Finley, Arley D. .... 1957  
 Fischer, Bruce A. .... 1963-64  
 Fitzgerald, C.W. .... 1927-28-29  
 Fitzsimons, A.F. .... 1907  
 Fitzsimons, J.M. .... 1934-35-36(c)  
 Flanagan, D. .... 1947-48-50  
 Flatau, Arthur .... 1975  
 Fleetwood, C.G. .... 1922-23  
 Fleming, Louis S. .... 1974  
 Flowers, A.R. .... 1918-19-20-21(c)  
 Flowers, Kim (m) .... 1983-85-86-87-88  
 Flowers, Lethon III .... 1991-92-93-94  
 Flowers, M.J. .... 1930-31  
 Flowers, Stanley M. .... 1955-56-57  
 Flowers, William C. .... 1968-69-70  
 Floyd, Charles R. .... 1976-77  
 Fonts, Eladio L. .... 1957  
 Ford, Doug (m) .... 1983-85-86-87  
 Ford, Gregory N. .... 1981-82  
 Ford, Jeffrey S. .... 1969-70-71  
 Ford, Sidney B, Jr. .... 2000-01-02



**JOHN DEWBERRY** celebrates a touchdown in Tech's 1984 win over Clemson at Grant Field.

Foret, Russell A. .... 1959-60-61  
 Forrester, Wallace .... 1924-25  
 Fortier, Edmund A. .... 1979-81-82  
 Fortier, Michael E. .... 1964-65-66  
 Fortune, Elliott D. .... 1992-93-94  
 Foschi, John Paul M. .... 2000-01-02-03(c)  
 Foscoe, C.(m) .... 1944  
 Foster, Dave (m) .... 1979-80-81-82-83  
 Foster, John D. .... 1965-66  
 Foster, Stephen F. .... 1968-69-70  
 Fox, Gary (t) .... 1973-74-75  
 Fox, Keyaron J. .... 2000-01-02-03  
 Fox, Sheldon J. .... 1978-79-80  
 Foy, William S. .... 1973  
 Foyle, R.A.(m) .... 1945  
 Frakes, David H. .... 1994-95-96-97  
 Frederick, Kyle W. .... 1990-91  
 Freeman, Russell W. .... 1989-90-91  
 Frey, Roger A. .... 1952-53  
 Friday, Raymond J. .... 1978-79  
 Friscia, Joe (m) .... 1953  
 Frizzell, Everett E. .... 1949-50  
 Fry, Erick J. .... 1989-90-91-92  
 Fry, F.E. .... 1933  
 Frye, C.A. .... 1921-22-23  
 Fulcher, Sim B. .... 1957-59  
 Fulcher, William M. .... 1953-54-55  
 Furchgott, M.H. .... 1943-44  
 Furlow, T.M. .... 1937-38

## G

Gaines, H.D. .... 1944-45-46  
 Gaiver, W.E. .... 1919-20  
 Gallagher, James J. .... 1988-89-90-91  
 Galloway, C.M. .... 1931-32-33  
 Gann, Stanley, V. .... 1960-61-62  
 Gardner, Ellis P. .... 1979-80-81-82  
 Gardner, G.C. .... 1922-23-24(c)  
 Gardner, Richard W. .... 1968-69-70  
 Garrett, James W. .... 1975-76  
 Gariety, Tony L. .... 1990  
 Garner, Robert D. .... 1993-94-95  
 Gast, Darrell .... 1983-86-87  
 Gaston, Joe L. .... 1971-72  
**Gaston, Joseph H. .... 2003**  
 Gaston, R.W. .... 1943  
 Gathers, Gregory A. .... 1999-00-01-02  
 Gebhart, Smylie L. .... 1969-70-71  
 Geertgens, Paul (m) .... 1989-90-91-92  
 Geiger, Josh (m) .... 1999-00  
 George, Anthony (m) .... 1984-85-86-87  
 George, Vincent B. .... 1979-80-81-82  
 Georgetown, Gus (m) .... 1978-79-80-81-82-83-84-85  
 Geren, Preston, M. .... 1972  
 Gerhardt, Alfonso W. .... 1965-66-67  
 Germany, Charles (m) .... 1972  
 Gibbs, Wesley W. .... 1956-57  
 Gibney, Richard B. .... 1972-73-74-75(c)  
 Gibson, E.H. .... 1933-34-35  
 Gibson, James L. .... 1966  
 Gibson, W.C. .... 1937-38-39(c)  
 Giddens, Scott .... 1991  
 Gilbreath, George C. .... 1949-50  
 Gilchrist, Jerry M. .... 1989-90  
 Gilliam, Venice L. Thomas .... 2002  
 Gilliland, Robert F. .... 1952  
 Gilmer, C.L. .... 1938  
 Givens, Benjamin F. .... 1951-52-53  
 Glad, Maurice L. .... 1966-68

Glanton, T. Keith .... 1981-82-83-84  
 Glazier, Weyman A. .... 1955-56  
 Gleason, W.H.(m) .... 1946  
 Glendenning, L.B. .... 1935  
 Glenn, Jack .... 1931  
 Glenn, John .... 1924  
 Glenn, L.E. .... 1944-45-47-48  
 Glenn, W.(m) .... 1927  
 Glisson, Alan A. .... 1965-66  
 Glover, R.G. .... 1915-16  
 Glover, William .... 1999-00-01-02  
 Godsey, George R. .... 1998-99-00-01(c)  
 Godwin, Walter .... 1924-25  
 Godwin, Jason .... 1994  
 Gold, Scott H. .... 1990-91  
 Golden, R.F.(m) .... 1909-10  
 Goldsmith, J.W. .... 1930-31-32  
 Good, Larry V. .... 1966-67-68  
 Goodier, L.E.(m) .... 1907  
 Gooding, H.T. .... 1932  
 Goodroe, Robert S. .... 1958  
 Gookin, Richard B. .... 1954-55-56  
 Goolsby, Brent S. .... 1989-90-91-92  
 Goree, A.W. .... 1914-15  
 Goree, C.P. .... 1939-40  
 Goree, C.P. .... 1909-10-11  
 Goshay, Derek B. .... 1989-90-91-92  
 Goss, Harry .... 1952  
 Gossage, Tommy L. .... 1953-54-55  
 Gossage, Walker E. .... 1951-52-53(c)  
 Gossett, A.H. .... 1945  
 Gould, Janet (t) .... 1987-88  
 Grace, Mike .... 1976  
 Graham Reggie S. .... 1992  
 Graham, Zolzie S. .... 1970  
 Granade, Kasey .... 1999  
 Granger, H.G. .... 1921  
 Graning, Charles H. .... 1959-60-61(c)  
 Grant, Lawton E. .... 1951  
 Grant, Walter B. .... 1953-54-55  
 Grantham, John M. .... 1998  
 Gravely, Adria (t) .... 1999-00  
 Graydon, E.D. .... 1929  
 Green, Jerome A. .... 1956-57-58  
 Green, Robert Sterling .... 2001  
 Greer, David L. .... 1974  
 Greer, Henry C. (m) .... 1965-66  
 Gregory, Sean A. .... 1998-99-00-01(c)  
 Gresham, Thomas S. .... 1965-66  
 Gresham, William J. .... 1962-63-64(c)  
 Griffin, Edward D. .... 1961-62  
 Griffin, J.S. .... 1946-47-48-49  
 Griffin, Jesse (m) .... 1999-00  
 Griggs, Steve (m) .... 1971-72  
 Grimes, Bill R. .... 1960  
 Grosz, Esmond A. .... 1987-88  
 Grubbs, Ronald L. .... 1961  
 Gubba, Matthew S. .... 1995-96-97-98  
 Guill, M.F. .... 1916-17-19  
 Gunter, George S. .... 1968-69-70  
 Guthrie, Dallis R. .... 1960-61-62  
 Guyon, J.N. .... 1917-18  
 Gwinn, Derek .... 1980-81-82-83  
 Gwynn, Robert S. .... 1968

## H

Hackett, R.W. .... 1935  
 Haddock, Terry Edmond .... 1963-64-65  
 Hair, Henry R. .... 1951-53-54  
 Haley, William T. .... 1978-79



# LETTERWINNERS

Hall, Andrew S. ....	2000-01
<b>Hall, KaMichael C. ....</b>	<b>2003</b>
Hall, H.E. ....	1923
Hall, Joseph A. ....	1951-52-53
Hallman, Jay (t).....	1989
Hamilton, Joseph F. ....	1996-97-98-99(c)
Hamilton, Keena (t).....	1993-97
Hamilton, Tim (m).....	1990
Hancock, J.K. ....	1940-41
Hand, Wesley R. ....	1963
Haney, Christopher M. ....	1993-94-96
Hardeman, Windle L. ....	1951-52-53
Harden, Patrick (t).....	1999-00-01
Harden, Wesley C. ....	1975
Hardie, Gary E. ....	1976-77-78
Harden, Allen .....	1950-51
Hardison, C. Hugh .....	1951
Hardwick, Joseph W. ....	1968-69-70
Hardy, H.B. ....	1941-42
Hardy, William R. ....	2003
Hargrove, Anthony L. ....	2001-02
Harkey, Stephen D. ....	1968-69-70
Harlan, J.W. ....	1917-19-20-21
Harper, W.Z. ....	1943
Harrington, Mike .....	1982-84
Harris, Ali G. ....	1991-92
Harris, Bobby G. ....	1959
Harris, Ed (m).....	1927-28
Harris, Fred L(m).....	1960
Harris, F.G. ....	1923
Harris, Joseph A. ....	1972-73-74(c)
Harris, Leslie .....	1996-97(tr)
Harris, Mackel J. ....	1976-77-78-79
Harris, William J(m).....	1964-65-66-67
Harrison, Anthony .....	1983-84-85-86
Harrison, C.G. ....	1943
Harrison, Danny K. ....	1987-88-89
Harrison, M.E. ....	1947-48-49
Harrison, N.C(m).....	1937
Hart, J.W. ....	1930-31-32
Hartley, M. Clayton.....	2000-01-02
Harvin, Charles R. ....	1948-49-50
Harvin, Harry T. ....	1965-66-67
Harwood, James G. ....	1962
Hatch, Jermaine.....	2000-02-03
Hauck, A.E. ....	1929
Hauenstein, Rudolph (m) ..	1952-53-54
Hawkins, James D. ....	1964
Haycock, Michael S. ....	1962
Hayes, J.A. ....	1914
Haygood, Jimmy .....	1968
Hays, L.C. ....	1934-35-36
Head, Anthony L. ....	1974-75-77
Healy, Robertson L. ....	1970-71-72
Healy, W.R. ....	1942-46-47(c)-48
Heard, Ralph L(m).....	1957-58-59
Hearn, Andy .....	1984-85
Hearn, W.W. ....	1926
Hefflin, Malcolm D. ....	1978-79
Heggs, Marlon .....	1979-80
Helinger, Kerry S. ....	1970
Heller, Louis J. ....	1966
Heller, Will S. ....	2000-01-02
Helm, Michael G. ....	1977-78-79
Helmase, Mike (t).....	1975-76
Helms, Jeannae (m).....	1983-84
Helmer, Percy C. ....	1967-69
Helms, J.A. ....	1941-42-45
Helzer, C.V. ....	1944
<b>Henderson, Eric C. ....</b>	<b>2002-03</b>
Henderson, Keith (m).....	1970-71-72
Henderson, Kevin .....	1984-85
Henderson, Steven M. ....	1978-79-80-81
Henderson, Warren (t).....	1979
Hendley, Daniel R. ....	1965
Hendricks, Thomas E(m) ..	1961-62-63
Hendrix, David T. ....	1991-92-93-94
Henefield, George P. ....	1972
Hennessey, Alan W. ....	1971-72
Henry, Georgia W. ....	1964-65-66
Henry, Urban A. ....	1956-57
Hensley, Sam P. ....	1951-52-53
Henson, Douglas C. ....	1978-79
Herrington, Tommy (t).....	1978-79-80-81
Herron, E.D. ....	1928-30
Hertenstein, James M. ....	1969
Hester, Marvious D. ....	1999-00-01-02
Hicks, David L. ....	1986-87-88-89
Hicks, John H. ....	1951
Hickson, Donald N. ....	1991-92-93-94
Higgins .....	1917
Higgins, Hal F. ....	2001-02-03
Hightower, J.T. ....	1919
Hightower, W.H. ....	1918
Hill, A.B. ....	1915-16-17
Hill, Andrew .....	1975-76-77-78
Hill, D. ....	1907-08-11
Hill, Dennis (m).....	1969-70-71
Hill, Harold C. ....	1965-66
Hill, Kent A. ....	1976-77-78
Hill, M.E. ....	1943
Hill, R.G(m).....	1944
Hill, Richard .....	1973-74
Hillmeyer, Greg .....	1984
Hills, G.B. ....	1943-44-45
Hills, Richard .....	1985-86-87
Hinson, Wayne D. ....	1974
Hoats, John R. ....	1969-70
Hodgdon, Greg (t).....	1982-83-84
Hodge, Bobby G. ....	1981-82-83
Hoffman, Marvin D. ....	1969
Hoffman, Stacey (m).....	1989-90-91-92
Hogan, Mark .....	1983-84-85
Holiday, Hobie L. ....	2000-01
Holland, R.F. ....	1925-27-28
Hollander, Robert E. ....	1966
Hollings, Tony T. ....	2000-01-02
Hollomon, Curtis J. ....	1996-97-98
Holloway, F.A.L(m).....	1934
Holmes, Keith F. ....	1987-88-89-90
Holt, Clifford R. ....	1960
Holt, F.L. ....	1929-30
Holtsinger, E.M. ....	1944-45
<b>Honeycutt, Bradley T. ....</b>	<b>2002-03</b>
Hood, E.J. ....	1925-26-27
Hood, R.E. ....	1935
Hook, L.W. ....	1946-47-48
Hoover, C.M. ....	1943
Horn .....	1926
Hornbuckle, Robert E. ....	1969
Horne, Gregory K. ....	1971-72-73
Horton, Robert.....	1980-81-82-83
Horton, Tommy .....	1967
Houck, J.F. ....	1945
<b>Houston, Reuben J. ....</b>	<b>2002-03</b>
Howard, Jeffrey A. ....	1990-91-92
Howard, Walter E. ....	1958-59-60
Howell, Kenneth R. ....	1979-80-81-82
Howington, Dan .....	1980-81
Huddleston, Gregory D. ....	1972-73
Huff, Charles F. ....	1954-55
Huffines, R.D. ....	1918-19-23-24



**BOBBY DODD** in 1946 with (from left) Walt Kizer, George Mathews, Bill Healy, Pat McHugh, Frank Broyles and Bobby Davis.

Hughes, Eddie L. ....	1969-70-71
Hughes, Ralph J. ....	1994-95-96-97
Hughley, Kelvin K. ....	1999
Humphreys, George W. ....	1952-53-54
Humphreys, Henry C, Jr. ....	1948-49-50
Hunsinger, John S. ....	1953-54
Hunt, A.T. ....	1921-22-23
Hunt, Alex. ....	1950-51-52
Hunt, Alexander Trotter, IV ..	1998
Hunter, Mark .....	1973-74-75
Huntley, Sammy L. ....	1981-83
Hutchinson, H.G. ....	1938
Hutko, Albert J. ....	1969-70
Hutto, David M. ....	1989-90
Hutton, W.B. ....	1912
Hydrick, Lawton A. ....	1974-75-76-77
Hyland, Tim .....	1976

## I

Ingle, Jaime (t).....	2000-01
Inglett, Forest W. ....	1965-66
Ingram, Riccardo.....	1984-85-86-87
Inman, Richard E. ....	1951-52-53
Irby, C.P(m).....	1935
Irwin, B. King .....	1979
Irwin, F.L. ....	1925-26
Isaacs, R.C. ....	1929-30-31
Isom, Roosevelt.....	1984-85-86-87
Ison, R.L. ....	1938-39-40
Ivemeyer, John .....	1982-83-84-85
Ivery, Eddie Lee .....	1975-76-77-78(c)

## J

Jackson, Albert J. ....	1995
Jackson, Gary C(m).....	1970-71-72
Jackson, C. Huntington.....	1992
Jackson, Johnathan D. ....	2001-02-03
Jackson, Reginald P. ....	1976
Jackson, Stephen H(m).....	1973
Jackson, Steven A. ....	1994-95-96
Jackson, Terry C(m).....	1973

Jackson, Thomas E. ....	1962-63-64
Jackson, Vernon E. ....	1971-72-73
James, Calvin E. ....	1957-58-59
James, Dennis H. ....	1967-68-69
James, John E. ....	1948
James, Lois (m).....	1986-87-88-89-90
James, Patrick M. ....	1985-86-87-88
Jamison.....	1926
Jane, Jay .....	1986-87
Jaracz, Robert.....	1980-81-82
Jarrett, Roy E. ....	1964-66
Jarrett, Robert Tyler.....	1991-92-93
Jarvis, Brian (m).....	2000
Jarvis, Matt (m).....	1994-95-96-97-98
Jenkins, Herbert R. ....	1974-75-76
Jenkins, W.K. ....	1909-10
Jenkins, Darryl G. ....	1987-88-89-90(c)
Jenkins, Walter T. ....	1949
Jobson, Robert W, Jr. ....	1971
Johnson, C.E. ....	1917-20-21
Johnson, Charles M. ....	1974
Johnson, Cleo C. ....	1972-73
Johnson, Gary L. ....	1999-00-01-02
Johnson, G.L. ....	1909-19
Johnson, Henry W. III.....	1976-77-78-79
Johnson, James H. ....	1975
Johnson, James L(m).....	1953-54
Johnson, James M. ....	1974
Johnson, James R. ....	1952-55-56
<b>Johnson, Kenton ..... </b>	<b>2003</b>
Johnson, Tim L. ....	1991
Johnson, Thomas B. ....	1990-91-92-93(c)
Johnson, Virgil L. ....	1996-97-98
Johnston, J.T. ....	1913-14-15-16(c)
Jolly, Michael R. ....	1976
Jones, A.E. ....	1935-36-37
Jones, Andrew Shawn ..	1989-90-91-92(c)
Jones, Bart.....	1983-84-85-86
Jones, C.D. ....	1908
Jones, J.T. ....	1930-31-32
Jones, James A, Jr. ....	1952-53-54
Jones, James D. ....	1965
Jones, J. Dante.....	1981-82-83-84
Jones, T.G. ....	1928-29-30



# LETTERWINNERS

Jones, Thomas F., Jr. .... 1971-72-73  
**Jordan, David M. .... 2003**  
 Jordan, Dewey E. .... 1963  
 Jordan, Hugh Mitchell ..... 1991-92  
 Jordan, J.A. .... 1946-47-48-49  
 Jordan, J.P. .... 1942  
 Jordan, R.J. .... 1946-47  
 Jordan, W.H. .... 1935-36-37  
 Jordan, W.W. .... 1940-41  
 Joseph, Gary V. .... 1994-95-96  
 Josephson, Andrew D. .... 1998-99  
 Jurgensen, Paul ..... 1985-86-87

## K

Kalasky, Richard (t) ..... 1994-95-96  
 Karlo, Daniel M. .... 1971  
 Katz, Morris ..... 1934  
 Kaylor, J. Leroy, Jr. .... 1979-81-82  
 Keeling, Kane ..... 2000  
 Keener, L. .... 1927-28  
 Keisler, Jeffrey ..... 1980-81-82-83  
 Kelley, John L. .... 1975-76-77-78  
 Kelley, Michael (m) ..... 1970-71  
 Kelley, Michael D. .... 1978-79-80-81  
 Kelly, L.W.(m) ..... 1940  
 Kelly, Sam ..... 1980-81  
 Kelly, W.J. .... 1945  
 Kelsey, Nathaniel ..... 1985-86-87-88  
 Kemble, Jason A. .... 2000-01  
 Kentera, Larry K. .... 1979-80-82  
 Kepano, Anthony H. .... 1981-82-83-84  
 Kercher, Jim ..... 1996-97  
 Kercher, Mark E. .... 1976  
 Ketzner, Joe (t) ..... 1996  
 Key, Donald Brent ..... 1997-98-99-00(c)  
 Kicklighter, Haven L., Jr. .... 1964-65-66  
 Kidd, Charles W. .... 1966-67-68  
 Kidd, John Paul ..... 1920-21  
 Kiltie, James H. .... 1966  
 Kilzer, J.W. .... 1943-45-46  
 Kimsey, Richard A. .... 1990-91-92-93  
 Kinard, William D. .... 1966-67-68(c)  
 King, Chris (m) ..... 1991-92-93-94  
 King, Cliff ..... 1924  
 King, Donald K. .... 1965-66-67  
 King, Malcolm ..... 1984-85-86-87(c)  
 King, Noah H. .... 1998-99  
 Kingrey, Carlo ..... 1946  
 Kirkpatrick, Robert G.(m) ..... 1967-68  
 Klare, John ..... 1984-85  
 Knapp, Kevin R. .... 1998-99  
 Knox, Lambert J. .... 1951-52  
 Konemann, M.J. .... 1935-36-37  
 Koncul, Christopher ..... 2001  
 Koon, Keron Reginald ..... 2000-01-02  
 Kramer, Stephen A. .... 1968-70-71  
 Kroll, E. James ..... 1973-74-75  
 Kroner, F.R. .... 1931  
 Kryszon, Guenter ..... 1998-99  
 Kryszon, Kim (m) ..... 1998  
 Kuale, Ejiro M. .... 2001  
 Kuhn, James ..... 1941-42  
 Kupper, Robert G. .... 1974-75  
 Kushon, James E. .... 1990-91-92  
 Kyker, D.C. .... 1945  
 Kyle, George G., Jr. .... 1974-75-76  
 Kyle, Ronald K(m) ..... 1954-55

## L

Lackey, D.E. .... 1937-38-39  
 Lackey, J.D. .... 1931-32-33  
 Ladner, Larry ..... 1950  
 Lafkowitz, Larry M. .... 1959-60-62  
 Lagana, John E. .... 1965-66-67  
 Laircey, Jim L. .... 1969-70-71  
 Lam, Herman ..... 1969-71  
 Lamar, L.H. .... 1918  
 Lamb, H.W. .... 1941  
 Lambert, Carole (m) ..... 1978  
 Lamprey, Ruth (t) ..... 1988  
**Landry, Dawan F. .... 2002-03**  
 Lang, R.M. .... 1913-14-15-16  
 Lang, Thomas D. .... 1971-72-74  
 Langstaff, Witt ..... 1948-49  
 Lanier, Gary A. .... 1976-77-78-79  
 Lansing, A.R. .... 1945-48  
 Lantz, Richard W., Jr. .... 1970-71-72(c)  
 Lantz, Toby ..... 1982-83  
 Lasch, John A. .... 1956-57-58  
 Lassiter, Issac H. III ..... 1965  
 Lavallee, Charles R.(m) ..... 1964-65-66-67  
 Lavette, Robert L. .... 1981-82-83-84  
 Lavin, James W. .... 1988-89-90  
 Law, H.G. .... 1929-30  
 Lawrence, Allen (m) ..... 1978-79  
 Laws, E.E. .... 1931-32-33(c)  
 Lawson, Carl A. .... 1989-90  
 Lawson, Clyde W. .... 1959  
 Lawson, John W. .... 1961  
 Lawston, Anthony L. .... 2000-01-02  
 Laxson, Victor V. .... 1961  
 Leach, John (m) ..... 1928  
 Lear, Donald J. .... 1987-88  
 LeBey, C.D. .... 1920-21  
 Lederle, Albert J. .... 1961  
 Ledford, Parvin E., Jr. .... 1963  
 Lee, Brian T. .... 2000-01-02  
 Lee, C.L. .... 1940  
 Lee, Garrett P. .... 1962-63-64  
 Lee, Gary ..... 1983-84-85-86

Lee, Ivery ..... 1983-84-85-87(c)  
 Lee, Rodney J. .... 1977-78-79  
 Leidy, Dale W. .... 1979  
 Leone, Christopher M. .... 1994  
 Lester, Gregory J. .... 1987-88-90-91  
 Leuhman, H. .... 1909-10-11  
 Levens, Herbert Dorsey ..... 1992-93(c)  
 Lewis, Charles M. .... 1958  
 Lewis, Clifford S. .... 1976  
 Lewis, F.C. .... 1909-10  
 Lewis, John D. .... 1990-91  
 Lewis, Richard O. .... 1969-70-71  
 Lewis, Ronald W. .... 1958  
 Lillard, J.B. .... 1926-27  
 Lillie, Michael J. .... 1997  
 Lilly, Sammy ..... 1983-84-85-87  
 Lincoln, James M. .... 1991-92-93-94  
 Lincoln, Robert W. .... 1961  
 Lindsey, J.B. .... 1934-35-36  
 Lindsey, Steven L. .... 1987  
 Lindsley, Charles S. .... 1969-70  
 Linginfelter, William S. .... 1955  
 Littleton, Harry J. .... 1961  
 Liu, Arnold (t) ..... 1998  
 Lloyd, Steve (m) ..... 1978-79-80  
 Loeb, A.L. .... 1911-12-13  
 Loesch, Casey B. .... 2001-02  
 Logan, M.J. .... 1943-44(c)  
**Logan, Mark A. .... 2001-02-03**  
 Logan, Reginald B. .... 1958  
 Logan, W.W. .... 1942  
 Long, Joshua W. .... 1998  
 Long, Stanley M. .... 1972-73  
 Loom, Brian (m) ..... 1989-90-91  
 Lothridge, Billy L. .... 1961-62-63(c)  
 Lowe, Lawrence D. .... 1977-78-79-80  
 Lowrey, R.O. .... 1942  
 Lubischer, Anthony J. .... 1973-74-75  
 Lucas, J., Jr. .... 1913-14  
 Luck, C.F. .... 1907  
 Luck, J. .... 1910  
 Luck, J.K. .... 1942  
 Luck, James K. III ..... 1970  
 Luginbill, Thomas C. .... 1994

Lukkar, Steven B. .... 1975-76  
 Lumpkin, Roy ..... 1928  
 Luna, R.C. .... 1929  
 Lupton, Dale B. .... 1948-49  
 Lusk, Bob ..... 1950  
 Lutz, David G. .... 1979-80-81-82(c)  
 Lyman, W.P. .... 1921-22  
 Lyons, Matthew A. .... 1950-51-52  
 Lyons, R.M. .... 1934

## M

Mabra, Ronald ..... 1998-99  
 MacIntyre, George Michael ..... 1987-88  
 Mack, Charles ..... 1985-86  
 MacKendree, James A. .... 1989-90-92  
 Mackie, Roy L. .... 1958  
 Macy, Richard T. .... 1970-71-72  
 Madigan, William V. .... 1999  
 Maiello, Peter P. .... 1994-95  
 Maggiore, Joe (t) ..... 1994-95  
 Maier, Frank H., Jr.(m) ..... 1958-59  
 Maker, David ..... 1995  
 Malone, Alfred W. .... 2001-02  
 Malone, George R. .... 1985-86-87-88  
 Malone, K.G.(m) ..... 1914  
 Malone, Ralph ..... 1982-83-84-85  
 Maloney, William H., Jr. .... 1981  
 Maloof, George B. .... 1949-50-51  
 Maloof, Jeffrey R. .... 1987-88  
 Malta, Joseph W. .... 1974-75  
 Mancarus, James M. .... 1988  
 Mancil, Steven Wade ..... 1993  
 Maness, Devon ..... 1978-79  
 Manget, Thomas Luke ..... 1999-00-01-02  
 Manion, Tim ..... 1982-83-85-86  
 Mann, Devon ..... 1978-79  
 Mann, Danny J. .... 1978  
 Manning, George ..... 1941-42-43(c)  
 Manning, Mark ..... 1980  
 Manzo, Ashley (t) ..... 1999  
 Marble, James A. .... 1977-78  
 Marion, Jessie D. .... 1986-87-88-89  
 Marium, Adele (m) ..... 1982  
 Maree, G.L. .... 1928-29-30  
 Marshall, J.A. .... 1940-42(c)  
 Marshall, John ..... 1924-25-26  
 Marston, Sean (m) ..... 1994-95-96-97-98  
 Martimucci, Lisa (m) ..... 1980  
 Martin, Buck ..... 1950-51-52  
 Martin, Christie (m) ..... 1987  
 Martin, Stephen (m) ..... 1999  
 Martin, Jake W. .... 1961-62-63(c)  
 Martin, Jake W., Jr. .... 1986-87-89-90  
 Martin, Jon S. .... 1961-62-63  
 Martin, L.J. .... 1925-26-27  
 Martin, Michael D. .... 1980-81-82-83  
 Martin, Ryan(m) ..... 1991-92-93-94  
 Martin, W.S. .... 1933-34  
 Mason, Kent L. .... 1974  
 Mason, Rausey W., Jr. .... 1957-58  
 Massa, Alison (m) ..... 1995-96-97  
 Massey, Irving M.(m) ..... 1939  
 Massey, Robert ..... 1984-85-86-87  
 Mathews, George ..... 1944-45-46-47  
 Mathias, Clark ..... 1915-17-18  
 Mathis, Jeffrey D. .... 1986-87-88-89  
 Matlock, John R. .... 1961-62-63  
 Matthews, W. Clay ..... 1947-48-49  
 Mattison, Richard C. .... 1954-55-56  
 Matvay, Russell ..... 1998-99-00-01



**BILLY LOTHDRIDGE** celebrates the Jackets' 7-6 win over top-ranked Alabama in 1962, which coach Bobby Dodd called his greatest victory.

# LETTERWINNERS



**CITRUS IS SWEET:** The Tech defense huddles during the 1991 Florida Citrus Bowl, including Jerrelle Williams (45), (from left) Angelo Rush, Ken Swilling, Marlon Williams, Jerimiah McClary, Kevin Battle, Curley Day, Coleman Rudolph and Marco Coleman.

Mauck, H.M.	1914-15-16
Mauldin, Tim	1984-85
Maynard, Charles N.	1956-57
Mays, Jerry D.	1985-86-88-89(c)
Mays, Reggie	1983
Mayton, John A.	1969-71
McAden, Rufus Y. III	1962
McArthur, J.R.	1930-31-32
McAshan, Eddie III	1970-71-72
McCabe, Richard	2001
McCaskill, Robert M.	1974-75
McCauley, George R.	1955
McClary, Jerimiah	1987-88-89-90(c)
McCloskey, Frank	1968-69-70-71
McCommons, Stephen R.	1976-77
McConnell, F.	1922-23
McCord, D.E.	1913-14
McCoy, Delma S.	1964-65-66
McCoy, Robert H.	1947-48-49-50
McDaniel, William D. III	1974-75
McDevitt, Sean L.	1986-87-88
McDonald, Alf	1912-13
McDonough, J.J.	1919-20-21-22
McDowell, M.C.	1908
McElroy, Joshua	1999
McEwen, Jeni (t)	1991-92
McFadden, Robert (t)	1989-90-93
McGaughey, William C.	1959-60-61(c)
McGee, Curtis L.	1993-94-95-96(c)
McGill, Jason	1990-91-92
<b>McGuire, Xavier R.</b>	<b>2003</b>
McHugh, W.P.	1941-42-46
McIntosh, J.C.	1944-45-46(c)
McIntyre, D.I. III (m)	1939
McIntyre, J.F.	1921-22-23(c)
McKay, Antonio	1983
McKee, J.W.	1929-30-31
McKenzie, Michael A.	1971-72-73
McKinley, J.E.	1934-35
McKinney, R.H.	1945-46-47-48
McKinney, William S.	1958-59
McKinnon, Bobby	1968
McLaughlin, Mark P.	1972-73
McLean, O.C.(m)	1937

McLeod, William L.	1972-73-74
McMath, H.(m)	1919
McNabb, Dale (m)	1985-86-87
McNamara, Kevin M.	1970-71-72
McNamara, Sean (t)	1988-89-90-91
McNames, Patrick M.	1960-61-62
McNeill, Charles A.(m)	1963-64
McPhaul, L.G.	1908
McRae, D.F.	1925-26
McRee, C.A.	1921
Means, C.P.	1908
Means, E.B.	1911-12-13
Medintz, Jeff (m)	1975-76
Meier, Julie (t)	1992
Melvin, Lamar C.	1966-67
Melvin, Michael	1985-86-87
Mendheim, James R.	1961-62-63
Menegazzi, Paul D.	1981-83-84
Menger, Johnny V.	1953-54-55-56
Mercer, Michael K.	1972-74
Merchant, Emmett A.	1988-89-90-91
Meridieth, Lonnie L. III	1978
Merkle, Gus	1924-25
Merritt, James	1990
Middlebrooks, Jack S.	1965
Middleton, Harvey	1994-95-96-97(c)
Milam, Woodrow M.	1989-90-91-92
Miles, Jermaine L.	1995-96
Miller, Birl B., Jr.	1972-73
Miller, Don E.	1954-55-56
Miller, Hal	1950-51-52
Miller, Matthew L.	1997-98-00
Miller, Veryl E.	1989-90
Milligan, Harry	1931
Mills, H.F.	1943
Milo, Michael W.	1971
Minter, Michael M.	1995-96
Mitchell, Christopher M.	1969
Mitchell, LaShon D.	1994
Mitchell, Ross	1998-99-00-01(c)
Mitchell, R.M.	1945
Mitchell, W.M.	1921-22
Mitchell, Wade T.	1953-54-55-56(c)
Mizell, L.W.	1927-28-29

Modrak, Frank M.	1976
Molina, Yoel	1993-96
Momon, Clinton	1977-78-79
Montague, A.F.	1912-13-14
Montgomery, Joe	1982
Moody, Travis	1986-87
Mooney, Michael P.	1988-89-90-91(c)
Mooney, Stephen W.	1979-80-82
Moore, Daniel (m)	1994-95-96-97-98
Moore, F.B.	1923-24
Moore, Gary M.(m)	1971
Moore, George E.	1978-79
Moore, H.	1908
Moore, Jack G.	1969-70
Moore, Justin (m)	1999-00
Moore, J.S.	1934
Moore, Mike (m)	1970-72
<b>Moore, Nicholas J.</b>	<b>2003</b>
Moore, W.A.	1912
Moorer, W. Daniel	1964-65-66(c)
Moorhead, Robert, Jr.	1950-51-52
Morehouse, Christopher W.	2000-01-02
Morelock, Delmar, C.	1976
Morgan, J.P.	1935-37
Morgan, Mark	1980
Moriarty, Patrick J.	1973-74-75-77
Morris, George	1950-51-52
Morris, George W.	1962-64
Morris, Greg A.	1992-93-94
Morris, James L.	1952-54
Morris, Jimmy M.	1953-54-55(c)
Morris, Larry C.	1951-52-53-54(c)
Morris, Peyton (t)	1989-90-91-92
Morris, W.H.	1932
Morrison, D.E.	1914-15-16(c)
Morrison, Mot J.	1954
Morrow, H.K.	1943
Morton, Joel T.(m)	1962
Moss, Jack S.	1959-61
Mote, Wayne G.	1985-86-87-88
Muerth, A.M.	1939-40
Mugg, Kenneth E.	1966
Mulherin, Matthew W.	1949
Mullen, William S.	1986-87-88-89
Mumford, Galin E.	1968-69
Mundorff, Roy M., Jr.(m)	1950-51-52
Murchison, Jef	1993
Murdock, C.H.	1944-46
Murphy, Fred J.	1958-59
Murphy, R.W.	1937-38-39(c)
Murphy, T.M.	1922
Murphy, Thomas J.	1964
Murray, J.A.	1931
Murray, James G.	1974
Murray, John A.	1925
Murray, Matthew T.	1978
Murray, Sam D.	1924-25-26
Muyres, Jeremy J.	1999-00-01-02(c)
Muyres, Jon R.	1996-97-99-00(c)
Myddleton, W. Smith	1964-65-66
Myers, Charles D., Jr.	1973-74-75
Myers, Christopher T.	1995-96-97
Myers, Don	1950

## N

Nabelle, E.G.	1921-23-24
Nabors, Jerry H.	1955-56-57
Nail, Jimmy A.	1959-60-61
Nance, A.S.	1913
Naples, Andrew P.	1974
Negus, Dale	1983
Neblett, H.C.	1930-31-32(c)

Neese, Darrell	1991
Nelson, Richard R.	1965-66-67
Nephew, David S., Jr.	1975
Nesbitt, M.M.	1918-19
Nettles, J.E.	1940
Neuss, William J.	1991-92-93-94
Newmanner, Mike (m)	1968-69-70
New, Wayne C.	1969
Newman, Robert B.	1977-78-79
Newmarker, Michael W.(m)	1968-70
Nicholl, Michael O.	1959-60-61
Nichols, Scott (m)	1980-82-83
Nicholson, Erick M.	1970
Niebanck, Michael E.	1979-81-82
Nilson, Rodney C.	1992
Nix, Frank H., Jr.	1958
Nix, John P.	1963
Nixon, J.U.	1935-36-37
Noe, James M.	1955
Nolan, James S.	1946-47-48
Norris, Steven H.	1969-70
North, Don (m)	1978
North, Robert E.	1948-49-50
Norton, Darrell D.	1981-82-83-84
Novak, George A.	1971
Nowell, Hal Gordon (honorary)	1919
Nuener, Donald F.(m)	1970-71-72-73
Nutting, John E., Jr.	1959-60

## O

Oenbrink, Robert M.	1969
O'Kelley, C.S.	1945
O'Leary, Timothy	1991
O'Leary, Martin	2001
Olive, Sammy R.	1979-80
Olson, J.W.	1945
Oltz, H.F.	1927
O'Neal, John F.	1978
O'Neill, John C. III	1969-70-71
O'Neill, John H., Jr.	1948-49
O'Neill, Michael O.	1961
Ormsby, W.J.(m)	1945
Orr, Jeffrey E.	1977
Osborne, Terrell H.	1977-78
Oven, John M.	1970-71-72
Owen, Charles L.	1987-88-89
Owen, Kenneth S.	1954-55-56
Owens, Phillip A.	1979
Owings, James B., Jr.	1971-72-73

## P

Padgett, Travis (m)	1983-84-85-86-87
Page, J.A.	1937-38
Page, P.F.	1942
Page, Warren Craig	1996-97-98
Pair, R.H.	1939
Pallman, Charles M. (Chip)	1968-69-70
Palmer, Brian (m)	1986-87-88
Palmer, Thomas M.	1985-86-87-88
Papushak, Jeffrey A.	1991-92-93-94
Parham, R.S.	1926-28
Parker, Ken	1982-83-84-85
Parker, Stacy J.	1989-90-91-92
<b>Parker, Travis A.</b>	<b>2002-03</b>
Parise, Ron	1972
Pasanella, Dave	1983-84
Paschal, William A.	1942
Paschal, William A.	1962-63-64
Paschel, R.S.(m)	1946
Pass, James R.	1975-76-77(c)
Patman, Todd (m)	1992



# LETTERWINNERS

Patterson, Donald R.	1976-77-78(c)
Patterson, H.W.	1908-09-10-11
Patterson, Jack D.	1951-52
Patton, George Lee, Jr.	1994-95
Patton, J.S.	1913-14
Patton, James W.	1947-48-49-50
Paul, Jerry L.	1968
Pauline, James V.	1965
Paynem, Robert G.	1975
Pearce, Edmund F.(m)	1958-59
Pearson, Toby	1984-85-86-87
Pedrick, L.E.(m)	1945
Peek, J.W.	1945
Peeler, T.B.	1931
Peeler, Patrick	1993
Peeples, Frank (m)	1946-47-48
Peeples, Joel T.	1977-78-79-80
Penley, James W., Jr.	1965-66-67
Peoples, Kevin L.	1989-90-91-92
Perdoni, Renso G.	1969-70
Perdue, Dan (m)	1999-00
Perkerson, J.G.	1933-34
Perkerson, L.N.	1939
Perkins, Thomas B., Jr.	1978-79
Perry, Elton P.	1954
Perryman, Nathan	1993-94-95-96(c)
Person, James W. III	1968-69
Petersen, W.B.	1931-32-33
Petit, J.W.	1946-47-48
Pettis, Terry L.	1987-88-89-90
Pharr, Stephen B.	1989-90-91(c)-92(c)
Phenix, H. Rees, Jr.	1952-54
Phillips	1919(c)
Phillips, D.J.	1932-33-34(c)
Phillips, G.M.	1915-16-17-19(c)
Phillips, J.R.	1943-44-46-47
Phillips, Jeremy M.	2002
Phillips, Michael D.	1981-82-83
Phillips, Otis D. III (m)	1958-59-60
Pickering, Deidre (t)	1994-97
Pierce, Jeffrey A.	1978-79-80-81
Pike, Mark	1982-83-84-85
Pilgrim, Raymond W.	1957-58-59
Piller, Zachery P.	1994
Pippin, John (m)	1975-76-77
Pitts, Fred (t)	1975-76
Pizzati, H.E.(m)	1933
Plaster, R.A.	1940-41-42(c)
Polk, Charles D.	1968-69
Poole, George	1950-51-52
Poole, J.M.	1932-33
Poole, W. Owen	1924-25-26(c)
Pope, E.G.	1946-47-48-49
Poree, Albert	2001
Porter, C.E.	1912
Porter, Joel E.	1973-74-75-76
Porter, John K.	1983-84-85
Porter, John T.	1986-87
Potts, William (m)	1989-90-91-92
Pounds, Cleve	1982-83-84-85
Powell, David C.	1998
Powell, James R.	1959-60
Prather, Robert S.	1963
Preas, J.H.	1913-14-15-16
Preston, C.B.	1934-35-36
Pretz, Dick	1950-51-52
Price, Elbert L.	1966
Price, Elliot A.	1974-75-76
Price, Mitchell	1993
Priestley, Jerry M.	1963-64-65
Prokop, E.S.	1942-43
Pund, H.R.	1926-27-28(c)
Purvis, James A.(m)	1970-71
Putnal, Stephen S.	1971-72-73

## Q

Queen, William L.	1947-48-49
Quigg, B.G.	1939-40
Quinn, Martin	1993
Quinton, Billy D., Jr.	1977

## R

Ragains, Stephen (m)	1988-89
Raible, Steven C.	1973-74-75
Raine, J.M.	1935
Rainey, H.W.	1913



**ALL-AMERICA** defensive back Bobby Moorhead (left) and all-SEC guard Orville Vereen were two of the standouts on Tech's 1952 national championship team.

Rampley, C. Todd	1985-87-88
Randolph, R.L.	1926-27-28
Rank, Matthew B.	1978-79-80
Rassau, Thomas J.	1974
Rathbun, Ira	1950
Ratterman, G.A.	1920
Ray, Darryl	1989-90
Rawlins, Ricky A.	1973
Razayeski, Jerome (t)	1989-90-91-92-93
Read, R.C.	1927
Rearden, Joseph W.	2003
Redford, David E.	1951-54
Reed, John N.	1957-58-59
Reed, Lamont S.	1993
Reese, Boyd T.(m)	1964-65-66
Reese, James C.	1990
Reese, Larry C.	1976-77-78
Reeves, Charles E.(m)	1956-57-58
Reeves, H.L.	1923
Reeves, Robert	1924
Register, Gerry G.	1974
Reid, Lee R.	1959-60-61
Reid, R.C.	1926
Reilly, Hugh O.	2000-01-02-03(c)
<b>Reis, Christopher E.</b>	<b>2002-03</b>
Rhino, Chappell	1950-51-52
Rhino, Daniel V.	1974-75-76
Rhino, Kelley W.	1999-00-01-02
Rhino, Randall P.	1972-73-74
Rhodes, Robert M.	1988

Rice, Anthony L.	1990-91-92-93
Rice, Ronald	1980-81-82-83
Richards, C.P.	1939
Richards, Charles James	1994
Richardson, Alpette	1975-78-79
Richie, Robert W.(m)	1962-63-64
Riddle, Dave	1982
Riede, Brian (t)	1982-83
Riggle, John O.	1969-70
Rimmer, Walter	1937-38
Ritter, W.O.	1943-44
Robert, L.W.	1907
Roberts, C.H.	1933-34

Roberts, Linwood	1954
Roberts, Roderick D.	1996-97-98
Roberts, S.A.	1935-37
Roberts, Tommy (t)	1978-79-80
Roberts-Blake, Raymond A.	2000-01-02(c)
Robertson, Greg	1985
Robertson, Justin E.	1995-96-97-98
Robinson, C.B.	1909-10
Robinson, Donald R.	1971-72-73
Robinson, James P.	1972-73-74
<b>Robinson, Leon A.</b>	<b>2001-02-03</b>
Robinson, Robie	1950
Robinson, Tony	1997-98-99-00
Robison, David M., Jr.	1956-58
Rochester, Denny A.	1979-81-82
Rodgers, Franklin C.	1951-52-53
Rodriguez, Robert E.	1989-90-91-92
Rogers, Bill	1980
Rogers, Charles B. IV	1965
Rogers, Eugene Jackson	2002-03
Rogers, J.R.	1917-18
Rogers, John E. "Charlie"	1995-96-97-98(c)
Rogers, Nicholas Q.	1999-00-01(c)
Rogers, Phillip F.	1995-97-98-99
Rogers, Ronald W.	1994-95-96-97(c)
Rogers, Stuart	1980-81-82-83
Rollow, T.A. (m)	1944
Roof, Terence E.	1982-83-84-85(c)
Roper, Bradley R.	1977-78

Rosamilia, Mike	1983-84-85-86
Rosamond, W.I.	1935
Rose, John L.	1975-76
Rose, Shane (t)	1990-91-92
Rose, Thomas E.	1955-56-58
Rosinski, Michael D.	1970
Ross, Arthur E.	1950-51
Rotenberry, Paul D.	1954-55-56
Rountree, A.J.	1914
Roush, Elena (m)	1988
Roush, Mike (t)	1986-87-88-89
Rowe, Jonathan	2003
Rowlett, Mark	1977
Rucker, Charles A.	1974-75-76-77
Rudolph, Coleman H.	1989-90-91-92(c)
Rudolph, Jake	1950-51-52
Rudolph, John L.	1957-58-59
Rudolph, Russ (m)	1986-87-88-89
Ruffin, Larry W.	1951-52-53
Rush, Angelo	1989-90
Rusk, W.	1927-28-29(c)
Rutherford, Bruce F.	1969-71
Rutland, Reginald	1983-84-85-86
Ryckley, A.E.	1941-42

## S

Sackett, G.W.	1934
Sale, Oliver H.	1954-55
Salem, Richard	1981-82-83
Salisbury, Kevin M.	1986-87-88-89
Salome, Joe M.	1950
Sammons, David	1994
Sampson, Michael J.	2002
Sams, Russell (m)	1991
Sanders, C.R.	1939-40-41(c)
Sanders, Hugh A.	1964
Sanders, Leavitt F.	1972-73
Sanders, R.J. (m)	1941
Sandlin, Elizabeth (t)	1992
Sanford, Lucius M., Jr.	1975-76-77-78(c)
Santospago, Louis F.	1968
Sargent, John A.	1972-73-74
Satterfield, James (m)	1966-67
Saussy, Hugh	1924
Scales, Herbert K. III	1974-75-76
Scarboro, D.D.	1918-19-20-21
Scharfschwerdt, E.	1943
Scharfschwerdt, William R.	1949
Schmidgall, David E.	2000-01
Schmidt, Robert K.	1978-79
Schnitzer, Ray L.	1974-75-76-77(c)
Schroeder, Charles (m)	1968-69-70
Schroeder, Christian	2003
Schroer, John W.	1964-65-66(c)
Schultz, Mark H.	1980-81-82
Schwetje, Craig	1993
<b>Scott, Kenneth M.</b>	<b>2003</b>
Scott, Franklin R.	1990-91-92
Scotton, Stefen D.	1987-88-89-90
Scully, Dennis W.	1972-73
Seamon, Robert B.	1966-67-68
Sellinger, Frank L.	1965
Sendobry, Doug	1985-87
Sennett, Bill	1953-54
Senules, Edward A.	1975
Senter, J.C.	1914-15-16
Sernulka, Leonard S.	1975
Sessions, Lee	1924
Seward, James P., Jr.	1962-63-64
Sewell, Charles D.	1963-64
Sewell, Donald R.	1976-77-78
Sexton, Frank M.	1961-62-63



# LETTER WINNERS

Sexton, Thomas K. ....	1976-77
Shamburger, Ellis L. ....	1954
Shamburger, Ellis L. III ..	1975-76-77-78
Shank, Donald P. ....	1973-74-75
Shank, Jeffrey E. ....	1977-78 (c)
Sharp, Anthony Scott .....	1994
Sharpe, John F. ....	1963
Shaver, T.W. ....	1917
Shaw, C.F. ....	1933-34
Shaw, C. Brandon .....	1995-96-97
Shaw, Gene ....	1938-39-40
Shaw, Jamie (m) .....	1996-97
Shaw, William L. ....	1958-59-60
Sheffer, Powell P., Jr. ....	1949-50-51
Sheffield, Mark J. ....	1979-80-81-82
Sheldon, R.W. ....	1941-42
Shell, John W., Jr. ....	1963
Shelley, Robert S. (t) .....	1968-69
Shepard, Derrick L. ....	1994-95-96-97
Sheppard, Steve V. ....	1975-76-77
Sheridan, Michael A. ....	1995-96-97-98
Sheridan, Robert E. ....	1961
Sherman, Robert G. ....	1951-52-53
Sherrill, Jeff. ....	1986
Shershin, Mike (m) .....	1979-80-81-82
Shields, William D. ....	1972-73-74
Shiver, David N. ....	1968-69-70
Shoemaker, Jacob W., Jr. ....	1952-53
Shook, Claude E. ....	1965-66-67
Showman, Mark A. ....	1975-76
Shuberg, David A. ....	1992
Shuler, Theodore R. ....	1951-52
Shulman, I. ....	1927-28
Shuman, Jimmy H. ....	1960
Sias, John R. ....	1966-67-68
Sides, James V. ....	1959-60
Siffri, Joseph C. ....	1987-88-89-90
Silvers, Chris (t) .....	1986-87-88
Simerville, Lester T. ....	1957-58
Simmons, Charlie .....	1991-93-94
Simmons, Christopher .....	1987-88-89-90
Simmons, David A. ....	1962-63-64
Simmons, DeShaan Z. ....	1995-96-97
Simmons, Reid W.(m) .....	1967-68-69-70
Simmons, Roy F. ....	1975-76-77-78
Simons, James S. ....	1977-78-79
Sims, David B. ....	1974-75-76
Sims, Jack .....	1986
Sims, T.F. ....	1935-36-37(c)
Sims, W.E. ....	1937
Sinclair, B.W. ....	1909-10
Singleton, Timothy M. ....	1957
Sircy, Walter Z. ....	1960-61-62
Sisson, Scott O. ....	1989-90-91-92
Skalko, John J. ....	1972-73
Skelton, Lancen S. ....	1978-79-80-81(c)
Slaten, R.L. ....	1942-46-47
Slater, Alicia (m) .....	1988-89
Sloan, B.H. ....	1929
Slocum, J.R. ....	1931-32-33
Smales, Bill .....	1985
Smith, A. Nelson (m) .....	1953
Smith, B.D.(m) .....	1945
Smith, Ben S. ....	1959-60
Smith, Brad .....	1985
Smith, C.B. ....	1907
Smith, C.S. ....	1926-27-28
Smith, Carlos L. ....	1994-95
Smith, Daniel J., Jr. ....	1957-58-59
Smith, Daryl L. ....	2000-01-02-03(02)
Smith, David (t) .....	1975-76-77-78
Smith, Forrest .....	1945
Smith, Fred .....	1950
Smith, George B. ....	1936-37-38



**COVER BOYS:** Jimmy Southard (left), *Atlanta Journal*, 1949, and Don Stephenson, *Sport*, 1957.



Smith, Giles R. ....	1964-65-66
Smith, H.R. ....	1947-48
Smith, Hester (m) .....	1985-86
Smith, James R. ....	1972
Smith, Jeff (m) .....	1980-81-82
Smith, Jeffrey L. ....	1973
Smith, Jessica (t) .....	1988-89
Smith, Johnny S. ....	1977-78-79-80
Smith Jonathan D. ....	2000-01-02-03
Smith, Kenneth L.(m) .....	1973-74-75-76
Smith, Kamau Kofi .....	1995-96-97-98(c)
Smith, Michael C. ....	1991-92-93-94
Smith, Murry D. ....	1974-75-76
Smith, O.D. ....	1934
Smith, Sean W. ....	1986-87-88-89
Smith, Ted N. ....	1955-56-57
Smith, W.D. ....	1918
Smith, W.N. ....	1943
Smoots, Jonathan .....	1983
Smrekar, Jacob .....	1997
Sneed, P.C. ....	1914
Snell, Gary .....	1981
Snow, Leonard N. ....	1965-66-67
Snow, Mike .....	1984-85
Snyder, Adam (t) .....	1997-98-99
Snyder, Kenneth D. ....	1949-50-51
Snyder, W.R. ....	1907
Solomon, Robert S. ....	1960-61
Sorrells, Tyrone .....	1985-86
Southall, Bruce C. ....	1970-72-73
Southard, J.W. ....	1946-47-48-49
Southerland, Ken .....	1983-84
Spalding, J.J. ....	1908-09-10
Sparks, R. Stan .....	1981
Spears, Leon B., Jr. ....	1951-52
Speer, F. ....	1927-28-30
Spence, T.L. ....	1914-15-16
Spencer, Glenn .....	1982-83-84-85
Spiotta, Eugene J., Jr. ....	1968-69
Spradling, T.L. ....	1932-33
Spratlin, H. Dean (m) .....	1938
Spratte, Gerald E. ....	1954
Sprayberry, Bryan (m) .....	1994-95-96-97-98
Sprayberry, J.P. ....	1939-40
Spriggs, David E. ....	1949
St. Hilaire, Chris (m) .....	1994
Stacy, G.T. ....	1934
Stallings, Larry .....	1960-61-62
Stallworth, Cedric T. ....	1985-86-87-88(c)
Stallworth, Dexter .....	1994-95-96
Stamps, Charles W., Jr. ....	1972
Stanfill, Tom .....	1980-81-83
Stanley, Jimmy .....	1980-81
Stansbury, M. Todd .....	1981

Staton, A.H. ....	1919-20-21-22
Staton, J.C. ....	1920-21-22-23
Steadman, David A. ....	1961
Steagall, Derrick L. ....	1993-94-95-97
Steber, John W. ....	1943(c)
Steele, John A. ....	1974-76-77
Stegall, C.R. ....	1912
Stegall, William David .....	1988-89-90-91
Stein, Wilbur .....	1941-42-43
Stephens, Rodrequis L. ....	1984-86- 87-88
Stephenson, Donald P. ....	1955-56-57(c)
Stevens, James A. ....	1972-73
Stevenson, Joel C. ....	1966-67-68(c)
Stevenson, Robert O. ....	1971-72-73
Stewart, Ryan E. ....	1992-93-94-95(c)
Stickel, Andy (m) .....	1993
Still, J.E. ....	1946-47
Stimson, Nathan K. ....	1996-98
Stokes, Ivey J. ....	1978-79-80
Stokes, Kip (m) .....	1989
Stone, Robert M. ....	1957-58
Stoner, Ed (m) .....	1984-85-86-87-88
Story, Lyles W. ....	1966-67-68
Stover, Clarence B. ....	1980
Stover, R.W.(m) .....	1945
Stradley, Jim .....	1986
Strain, Lee O., Jr. ....	1959
Street, W.O. ....	1934-35
Strickland, David L. ....	1976-77
Strickland, R.E. ....	1929-30
Strickland, Vernon .....	1994-95
Strohmeier, Richard F. ....	1989
Strom, Rick .....	1983-84-86-87
Strom, Robert B. ....	1969
Stroman, Graham L. ....	1993-94
Strupper, George E. ....	1915-16-17
Studdard, Larry G. ....	1969-70-71
Sudderth, James T. ....	1963
Suggs, Aaron J. ....	2002-03
Sulhoff, David(m) .....	1998
Summer, James L. ....	1953-54-55
Sumpter, Levon .....	1978
Sutton, S.B. ....	1939-40-41
Swaim, James C. ....	1968
Swank, Richard (t) .....	1987-88-89-90
Swanson, Courtney (t) .....	1996
Swanson, David H. ....	1981
Swanson, George P. ....	1959-60-61
Sweeney, Ryan (m) .....	1992-93-94
Swilling, Darrell G. ....	1988-89-90-91
Swilling, Jerry Kenneth .....	1988-89-90-91
Swilling, Pat .....	1982-83-84-85
Sykes, Lewis W. ....	1949-50
Sykora, James J. ....	1974

## T

Tarplin, Jesse A. ....	1995-96-97-98
<b>Tarquinio, Gavin C. ....</b>	<b>2003</b>
Tattich, Robert B. ....	1974
Taylor, James S. ....	1967
Taylor, Jim B. ....	1981-82
Taylor, John H., Jr. ....	1963-64
Taylor, Kenneth T. ....	1978-79-80
Taylor, Michael H. ....	1976-78(c)
Taylor, Rumsey B. ....	1948-49
Taylor, Steven H.(m) .....	1969-70-71
Taylor, Tom .....	1982-83
Teas, William T., Jr. ....	1952-53
Tedder, David K. ....	1976
Templeton, Peden .....	1950
Terry, James L. ....	1975
Tetterton, Alex G. ....	1999-00-01
Thaden, Bill .....	1950-51-52
Tharpe, E.S. ....	1935-36
Tharpe, Mack .....	1924-25-26
Tharpe, R.H. ....	1931-32-33(c)
Theodocion, Charles D. ....	1952-56-57
Thomas, Landers A. ....	1987-88
Thigpen, Robert F., Jr. ....	1971-72
Thomas, Andre A. ....	1985-86-87-88
Thomas, Andy .....	1983
Thomas, Dana (m) .....	1985-86-87
Thomas, Darrell .....	1979-80
Thomas, Eric F. ....	1986-87-88-89(c)
Thomas, John J. ....	1983-84-85
<b>Thomas, Levon .....</b>	<b>2001-02-03</b>
Thomas, Michael (t) .....	1990-92-93-94
Thomas, Robert D. ....	1962
Thomas, Robert P. ....	1975-77-79
Thomas, Ted .....	1956-57-58
Thomason, E.K. ....	1911-12-13
Thomason, J.G. ....	1927-28-29
Thomason, John M. ....	1956
Thompson, Alex .....	1998
Thompson, Charles K. ....	1959
Thompson, Jimmy E. ....	1954-55-56
Thompson, Kenny .....	1981
Thompson, Larry .....	1945
Thompson, E.O. ....	1934-35
Thompson, Roy L., Jr. ....	1949
<b>Thomson, Andrew .....</b>	<b>2003</b>
Thrash, K.M. ....	1926-27-28
Thrash, Kenneth M., Jr. ....	1955-56
Thrash, W.G. ....	1938
Thurston, Theodore N. ....	1979-80-81-82
Thurston, Timothy H. ....	1978-79
Thweatt .....	1917
Tibbets, Marvin O., Jr. ....	1958-59-60
Tidwell, Robert H. ....	1957
<b>Tidwell-Neal, Andrew C. ....</b>	<b>2001-02-03</b>
Tierney, Clarence L. ....	1974-75-76
Tiggle, Calvin B. ....	1989-90
Tillman, Travares A. ....	1996-97-98-99(c)
Timmons, Stephen G. ....	1971
Tinsley, P.R. ....	1943-44(c)
Tisdell, Kevin A. ....	1990-91-92
Tolbert, Troy T. ....	1997-98-00
Toner, Donald W. ....	1961-62
Tortorici, Anthony J. ....	1989
Trainer, Cecil E., Jr. ....	1951-52-53
Trapnell, James H. ....	1964-66
Travis, Mike .....	1982-83-84-85
Travis, Scott E. ....	1990-91-92
Trawick, C.B. ....	1913
Traylor, Robert .....	1955-56
Tsoukalas, Tessa (t) .....	1997-98-99
Tucci, John A. ....	1972-73
Turner, Dewitt T. III .....	1965-66-67
Turner, Glenn O. ....	1951-52-53
Turrentine, Thomas L. ....	1971-72
Tye, Leonidas W. ....	1958

# LETTERWINNERS

## U

Ulrich.....	1917
Urczyk, Jeffrey L.....	1973-74-75
Uremovich, Matthew.....	1999
Usry, Joe.....	1922-23-24
Utt, Benjamin M.....	1978-79-80

## V

Vance, John Todd.....	1991-92-93-94
Van Dora, Tash J.....	1968-69
Van Houten, John (m).....	1956-57-58
Vann, Ronald.....	1956-57
Varner, Edwin S.....	1964-65
Vatney, Tim (m).....	1995-96-97
Veazey, Norman D.....	1957-58
Vereen, Carl H.....	1953-54-55-56
Vereen, Orville P.....	1951-52-53(c)
Vernau, Charles A.....	1993-94-95
Vezey, Stanley A, Jr.....	1969-70
Vickers, Paul A.....	1955-56-57
Viereck, G.W.....	1931-32
Vines, John E.....	1950-51
Vinson, Mike (m).....	1989
Vitunic, Joseph A.....	1967-69
Volkert, George A.....	1953-54-55-56(c)
Volley, Lynwood, Jr.....	1978-79-80
VonWeller, P.J.....	1928

## W

Waddey, F.O.....	1927-28
Wakefield, M.L.....	1943
Walker, Keenan E.....	1991-92-93
Walker, Steve C.....	1978-79
Walker, Warren L.....	1970



**TRAVARES TILLMAN**, who played in last year's Super Bowl with the Carolina Panthers, earned both all-ACC and academic all-ACC honors in 1999.

Wallace, Donald W.....	1966-68
<b>Wallace, Kyle P.....</b>	<b>2001-02-03</b>
Walters, Grady (m).....	1976-79
Warner, RJ.....	1934
Warren, Harry C.....	1966
Warren, James A(m).....	1973
Waskey, Carlton B.....	1960-61
Waters, J. Alan.....	1988-89-90-91
Waters, Dean B.....	1979-81-82-83
Waters, Mitch.....	1985-86
Watkins, G.C.....	1927-28-29
Watkins, Hugh R.....	1962-63-64
Watkins, James F.....	1956-57-58(c)
Watkins, Kerry J.....	1999-00-01-02(c)
Watson, Alonzo.....	1985-86-87-88
Watson, Carl D.....	1960-61-62
Watson, Merrix W.....	1998-99-00-01
Watterworth, Bradley A.....	1975
Weaver, Dean.....	1984-85-86-87
Weaver, John B.....	1966-67-68
Weaver, Keith B.....	1995
Weaver, William H.....	1989-90-91-92
Webb, B.P.....	1918-19-20
Webb, G.I.....	1939-40-41
Webster, Grady F.....	1954
Weigle, John.....	1950
Weiman, Edward A.....	1961-62-63
Weinstein, Scott (t).....	1982
Weintraub, Glenn (m).....	1975-76-78
Welch, John J.....	1959-60
Welchel, Dan.....	1917
Wellington, Ralph W.....	1962
Wells, Thomas E.....	1958-59-60
Werner, S.A.....	1923
West, G.R.....	1916
West, Charles G.....	1952
West, Edward P, Jr. (t).....	1969-70-71
West, W.P.....	1941-42
Westbrook, J.J.....	1927-28-29
Westbrook, Jack, Jr.....	1980-81-82-83
Westmoreland, Marc.....	1996
Whatley, Melvin.....	1998
Whealler, Edward O.....	1972-73-74-75
Wheat, Johnny L.....	1949-50-51
Wheby, E.M.....	1938-39
<b>Wheeler, Philip.....</b>	<b>2003</b>
Whisenhunt, Kenneth 1980-81-82-83-84	
White, Edward Dezmon.....	1997-98-99
White, Mark J.....	1985-86-87-88
Whitehead, Hugh P(m).....	1955-56
Wilcox, A.L.....	1936-37-38
Wilcox, E.D.....	1932-33-34
Wilcox, Eric D.....	1966-67-68
Wilcox, J.R.....	1933-34-35
Wilcox, Reggie D.....	1997-98-99
Wilder, Edwin.....	1997-98-99-00
Wiley, Charles A.....	1995-96-97-98
Wiley, Floyd M.....	1955-56
Wilhoit, Billy.....	1943
Wilkerson, Rodney K.....	1991-92-93-94
Wilkes, Gregory C.....	1967-69
Wilkes, Reginald W.....	1974-75-76-77
Wilkins, Brian E.....	1995-96-97-98
Wilkins, G.C.....	1940
Wilkins, Gary C.....	1981-82-83-84
<b>Wilkinson, Gerris V. Bowers ...</b>	<b>2002-03</b>
Wilkins, Scott.....	1998
Williams, A.S.....	1929-31-32
Williams, B.W.....	1944-45-47
Williams, C.W.....	1932-33-34
Williams, Calvin L, Jr.....	1994-95-96
<b>Williams, Chirod A.....</b>	<b>2002-03</b>
<b>Williams, Darius L.....</b>	<b>2003</b>



**KEN WHISENHUNT**, now the offensive coordinator for the Pittsburgh Steelers, is the only Jacket to letter five times.

Williams, Gary T.....	1963-64-65
Williams, I.A.....	1923-24-25
Williams, John B.....	1975
Williams, John W.....	1968-69-70
Williams, Jerrelle L.....	1988-89-90-91
Williams, Marlon C.....	1990-91-92-93
Williams, Michael A.....	1990-91-92-93
Williams, Michael G(m).....	1965-66-67
Williams, Larry E.....	1969
Williams, Rodney C.....	1995-96-97-98
Williams, Sidney E.....	1949-50-51
Williams, Wes (m).....	1983-84-85-86-87
Williamson, Grady Lee.....	1988-89
Williamson, William M.....	1959-60-61(c)
Willoch, Raymond.....	1953-54
Wills, John T.....	1952
Wilson, Don.....	1984-85-86-87
Wilson, Eddie (m).....	1989
Wilson, J.I.....	1943-44
Wilson, Kenneth J.....	1987-88-89
Wilson, Lauri (m).....	1993-94
Wilson, William C.....	1961-62
Wimbush, Recardo L.....	1999-00-01-02(c)
Windham, William (m).....	1990-91-92-93
Winegar, James M.....	1978
Wingo, Gary L.....	1971
Winingder, Thomas K.....	1960-61-62(c)
Wise, Daryl D.....	1983-84
Wiseman, Dale (t).....	1990-92
Wisman, Witt B.....	1971-72-73
Witherspoon, Dan, III.....	1994-96-97
Wofford, David (m).....	1996
Wolfe, Richard C.....	1969
Wolfe, Robert V.....	1984
Wolkoff, Paul (t).....	1989-90-91-92
Wood, C.R.....	1937-38-39
Wood, Dan L.....	1979-80
Wood, Duane R.....	1979-80-81-82

Woodall, Timothy M.....	1968
Woodhull, Maury T.....	1968
Woodruff, Brent (t).....	1983-84-85-86
Woodruff, Jimmie (m).....	1959-60-61-62
Woodruff, Paul (m).....	1942
<b>Woods, Christopher J.....</b>	<b>2003</b>
Woods, James W.....	1975-76
Woodward, Douglas L(m).....	1958
Woolley, Rand (m).....	1991-92-93-94
Woolf, John R.....	1955
Wright.....	1925
Wright, Frederick N.....	2000-01-02
Wright, Harry.....	1950-51-52
Wright, J.E.....	1939-40-41(c)
Wright, James L.....	1964-65-66
Wright, Jeffrey M.....	1990-91-92-93
Wright, John W.....	1961-62
Wright, Ronda (m).....	2000
<b>Wrotto, Mansfield C.....</b>	<b>2003</b>
Wycoff, S.D.....	1923-24-25
Wysong, Michael J.....	1968-69-70

## Y

Yates, Brian J.....	1979
Yates, George B.....	1962-63
Yeager, Bruce D.....	1974-75-76-77
Young, Christopher L.....	1998-99-00-01(c)
Young, Clyde A.....	1951-52

## Z

Zachery, Cedric T.....	1992-93-94-95
Zawoysky, Ronald J.....	1969
Ziegler, F.R.....	1946-47-48
Ziegler, John A.....	1960
Zimmerman, Jeff.....	1986-87



## Georgia Tech's First Team - 1892

C—George Forrest; F.O. Spain  
 RG—Gavan  
 RT—Joe Little  
 RE—Ed Whitney  
 LG—F. O. Spain; Haralson  
 LT—Ed Werner; E.E. West; Will Hunter  
 LE—Murdock McRae  
 RHB—Will Hunter  
 LHB—E.E. West; John Kimball; Kendall  
 QB—Stafford Nash; Harry Miles  
 FB—Harry Miles; Hardin Jones



### 1944

LE—Joe Daniel  
 LT—Jack Glenn  
 LG—Roland Phillip  
 C—Paul Duke  
 RG—George Hills  
 RT—Deane Gaines  
 RE—Phil Tinsley  
 QB—Johnny McIntosh  
 FB—Billy Williams  
 HB—Frank Broyles  
 HB—George Mathews

### 1945

LE—Bill Busbin  
 LT—Bob Davis  
 LG—George Hills  
 C—Paul Duke  
 RG—Buck Doyal  
 RT—Deane Gaines  
 RE—Walter Kilzer  
 QB—Ed Holtsinger  
 FB—Johnny McIntosh  
 LHB—George Mathews  
 RHB—Jack Peek

### 1946

LE—Jimmy Jordan  
 LT—Bob Davis  
 LG—Bill Healy  
 C—Paul Duke  
 RG—Ewell Pope  
 RT—Ralph Slaten  
 RE—George Brodnax  
 QB—Frank Broyles  
 FB—Allen Bowen  
 LHB—George Mathews  
 RHB—Pat McHugh

### 1947

LE—J.W. Castleberry  
 LT—R.L. Slaten  
 LG—J.R. Phillips  
 C—L.W. Hook  
 RG—Bill Healy  
 RT—Bobby Davis  
 RE—George Brodnax  
 QB—Jimmy Southard, Jim Still  
 FB—Frank Zeigler  
 LHB—George Mathews  
 RHB—Jim Petit

### 1948

LE—Jack Griffin  
 LT—Dan Bradach  
 LG—Ewell Pope  
 C—L.W. Hook  
 RG—Bill Healy  
 RT—Tom Coleman  
 RE—George Brodnax  
 QB—Jimmy Southard  
 FB—Jim Petit  
 LHB—Frank Ziegler  
 RHB—Bob McCoy

### 1949

LE—Jack Griffin  
 LT—Tom Coleman  
 LG—Ewell Pope  
 C—Bob Bossons  
 RG—Buck Doyal  
 RT—Dan Bradach  
 RE—Dick Harvin  
 QB—Jimmy Southard  
 FB—Morris Harrison  
 LHB—Buster Humphreys  
 RHB—Bob McCoy

### 1950

LE—Dick Harvin  
 LT—Ray Beck  
 LG—John Vines  
 C—Bob Bossons  
 RG—D. Flanagan  
 RT—Hal Miller  
 RE—Henry Ferris  
 QB—Darrell Crawford  
 FB—Bobby North  
 HB—Bob McCoy  
 HB—Buster Humphreys,  
 James Patton

### 1951

**Offense**  
 LE—Jeff Knox  
 LT—Lum Snyder  
 LG—Ed Gossage  
 C—Pete Brown  
 RG—Ray Beck  
 RT—Hal Miller  
 RE—Buck Martin  
 QB—Darrell Crawford  
 FB—George Maloof  
 HB—Leon Hardeman  
 HB—John Hicks  
 K—Pepper Rodgers  
**Defense**  
 LE—Sid Williams  
 LT—Bill Thaden  
 LG—Ed Carithers  
 RG—Ray Beck  
 RT—Lamar Wheat  
 RE—Pete Ferris  
 LB—Larry Morris  
 LB—George Morris

HB—Bobby Moorhead  
 HB—Charlie Brannon  
 S—Jakie Rudolph  
 P—Dave Davis

### 1952

**Offense**  
 LE—Jeff Knox  
 LT—Matt Lyons  
 LG—Ed Gossage  
 C—Pete Brown  
 RG—Jake Shoemaker  
 RT—Hal Miller  
 RE—Buck Martin  
 QB—Bill Brigman  
 FB—Glenn Turner  
 HB—Leon Hardeman  
 HB—Bill Teas  
 K—Pepper Rodgers  
**Defense**  
 LE—Sam Hensley  
 LT—Bill Thaden  
 LG—Orville Vereen  
 RG—Roger Frey  
 RT—Bob Sherman  
 RE—Cecil Trainer  
 LB—George Morris  
 LB—Larry Morris  
 HB—Bobby Moorhead  
 HB—Charlie Brannon  
 S—Jake Rudolph  
 P—Dave Davis

### 1953

LE—Sam Hensley  
 LT—Roger Frey  
 LG—Franklin Brooks

C—Larry Morris  
 RG—Orville Vereen  
 RT—Bob Sherman  
 RE—Henry Hair  
 QB—Pepper Rodgers  
 FB—Glenn Turner  
 HB—Leon Hardeman  
 HB—Billy Teas  
 P—Dave Davis

### 1954

LE—Bill Sennett  
 LT—Carl Vereen  
 LG—Franklin Brooks  
 C—Larry Morris  
 RG—Bill Fulcher  
 RT—Ormand Anderson  
 RE—Henry Hair  
 QB—Wade Mitchell  
 FB—George Humphreys  
 HB—Paul Rotenberry  
 HB—Billy Teas  
 P—Johnny Menger

### 1955

LE—Tommy Rose  
 LT—Carl Vereen  
 LG—Franklin Brooks  
 C—Jimmy Morris  
 RG—Allen Ecker  
 RT—Ken Thrash  
 RE—Don Ellis  
 QB—Wade Mitchell  
 FB—Dickie Mattison  
 HB—Paul Rotenberry  
 HB—George Volkert  
 P—Johnny Menger



## 1956

LE-Tommy Rose  
LT-Carl Vereen  
LG-Jimmy Johnson  
C-Don Stephenson  
RG-Allen Ecker  
RT-Ormand Anderson  
RE-Don Ellis  
QB-Wade Mitchell  
FB-Ken Owen  
HB-Paul Rotenberry  
HB-George Volkert  
P-Ken Owen

## 1957

LE-Jerry Nabors  
LT-Urban Henry  
LG-Dan Theodocion  
C-Don Stephenson  
RG-Leon Askew  
RT-Rausey Mason  
RE-Ted Smith  
QB-Fred Braselton  
FB-Lester Simerville  
HB-Stan Flowers  
HB-Cal James  
P-Jerry Nabors

## 1958

LE-Jerome Green  
LT-Rausey Mason  
LG-Bob Stone  
C-Maxie Baughan  
RG-John Neal Reed  
RT-Ted Thomas  
RE-Gerald Burch  
QB-Fred Braselton  
FB-Floyd Faucette  
HB-Cal James  
HB-Frank Nix  
P-Gerald Burch

## 1959

LE-Gerald Burch  
LT-Billy Shaw  
LG-Harold Ericksen  
C-Maxie Baughan  
RG-John Neal Reed  
RT-Toby Deese  
RE-Jack Rudolph  
QB-Marvin Tibbetts  
FB-Taz Anderson  
HB-Floyd Faucette  
HB-Billy Williamson  
P-Gerald Burch

## 1960

LE-Gerald Burch  
LT-Billy Shaw  
LG-Harold Ericksen



**LEGENDARY HEAD COACH** Bobby Dodd huddles with his starting backfield for the 1955 Cotton Bowl: George Humphreys, Paul Rotenberry, Johnny Menger and Wade Mitchell

C-Willie McGaughey  
RG-Dave Watson  
RT-Ed Nutting  
RE-Taz Anderson  
QB-Stan Gann  
FB-Ben Smith  
HB-Chick Graning  
HB-Billy Williamson  
P-Don Coker

## 1961

LE-Ted Davis  
LT-Ed Griffin  
LG-Harold Ericksen  
C-Willie McGaughey  
RG-Dave Watson  
RT-Larry Stallings  
RE-Bob Solomon  
QB-Stan Gann  
FB-Mike McNames  
HB-Chick Graning  
HB-Billy Williamson  
P-Billy Lothridge

## 1962

LE-Ted Davis  
LT-Ed Griffin  
LG-Rufus Guthrie  
C-Bobby Caldwell  
RG-Dave Watson  
RT-Larry Stallings  
RE-Billy Martin  
DS-Don Toner  
QB-Billy Lothridge  
FB-Mike McNames

HB-Joe Auer  
HB-Zollie Sircy  
P-Billy Lothridge  
K-Billy Lothridge

## 1963

LE-Ted Davis  
LT-Bill Farrington  
LG-Brad Yates  
C-Dave Simmons  
RG-Jimmy Seward  
RT-Joe Chapman  
RE-Billy Martin  
LB-Ed Weinman  
QB-Billy Lothridge  
FB-Ray Mendheim  
HB-Joe Auer  
HB-Johnny Gresham  
P-Billy Lothridge  
K-Billy Lothridge

## 1964

**Offense**  
SE-Mike Fortier  
LT-Bill Mooror  
LG-Joe Colvin  
C-Bill Curry  
RG-Bill Myddelton  
RT-Tom Ballard  
TE-Gary Williams  
QB-Jerry Priestley  
FB-Jeff Davis  
HB-Johnny Gresham  
HB-Terry Haddock  
K-Bunky Henry

## Defense

OLB-Dave Austin  
DL-Billy Schroer  
DL-John Battle  
DL-Jimmy Seward  
OLB-Steve Copeland  
ILB-Dave Simmons  
ILB-W.J. Blane  
CB-Gerry Bussell  
CB-Tommy Jackson  
SS-Tommy Bleick  
FS-Haven Kicklighter  
P-Jerry Priestley

## 1965

**Offense**  
SE-Mike Fortier  
LT-Bill Mooror  
LG-Joe Colvin  
C-Jim Breland  
RG-Bill Myddelton  
RT-Lamar Wright  
TE-Gary Williams  
QB-Kim King  
FB-Tommy Carlisle  
TB-Lenny Snow  
FL-Craig Baynham  
K-Bunky Henry

## Defense

OLB-Bill Ellis  
DL-Billy Schroer  
DL-John Battle  
DL-Buddy McCoy  
OLB-Steve Copeland  
ILB-Randall Edmunds  
ILB-W.J. Blane

CB-Tommy Bleick  
CB-Bill Eastman  
SS-Haven Kicklighter  
FS-Sammy Burke  
P-Jerry Priestley

## 1966

### Offense

SE-Mike Fortier  
LT-Bill Mooror  
LG-Buddy McCoy  
C-Jim Breland  
RG-Rick Nelson  
RT-Lamar Wright  
TE-Steve Almond  
QB-Kim King  
FB-Doc Harvin  
TB-Lenny Snow  
FL-Craig Baynham  
K-Bunky Henry

### Defense

OLB-Eric Wilcox  
DL-Mike Ashmore  
LB-Billy Schroer  
DL-John Lagana  
OLB-Tommy Carlisle  
ILB-W.J. Blane  
ILB-Randall Edmunds  
CB-Bill Eastman  
CB-Haven Kicklighter  
SS-Giles Smith  
FS-Sammy Burke  
P-Charlie Mason

## 1967

### Offense

SE-Joel Stevenson  
LT-Rick Nelson  
LG-Joe Vitunic  
C-Billy Kidd  
RG-Lamar Melvin  
RT-Jim Penley  
TE-Steve Almond  
QB-Kim King  
FB-Doc Harvin  
TB-Lenny Snow  
FL-John Sias  
K-Tommy Carmichael

### Defense

OLB-Tommy Carlisle  
DL-John Lagana  
DL-Claude Shook  
DL-Mike Ashmore  
OLB-Chris Denny  
ILB-Randall Edmunds  
ILB-Eric Wilcox  
CB-Joe Bill Faith  
CB-Bill Eastman  
SS-David Barber  
FS-Bill Kinard  
P-Tommy Chapman

# LINEUPS

## 1968

### Offense

SE-Tim Woodall  
LT-Galin Mumford  
LG-Mike Bradley  
C-John Collins  
RG-Todd Woodhull  
RT-Terry Story  
TE-Joel Stevenson  
QB-Larry Good  
FB-John Weaver  
TB-Dennis James  
FL-John Sias  
K-Johnny Duncan

### Defense

OLB-Steve Foster  
DL-Eric Wilcox  
DL-Bob Seamon  
DL-Lou Santospago  
OLB-Mike Glad  
ILB-Bill Flowers  
ILB-Steve DeBardelaben  
CB-Mike Wysong  
CB-Joe Bill Faith  
SS-Bill Kinard  
FS-Tash van Dora  
P-Tommy Chapman

## 1969

### Offense

SE-Larry Studdard  
LT-Al Hutko  
LG-Joe Vitunic  
C-John Callan  
RG-Mark Bradley  
RT-Richard Gardner  
TE-Steve Norris  
QB-Jack Williams  
FB-Steve Harkey  
TB-Brent Cunningham  
FL-Herman Lam  
K-Jack Moore

### Defense

OLB-Randy Duckworth  
DL-Rock Perdoni  
LB-Stan Beavers  
DL-Sid Gunter  
OLB-Smylie Gebhart  
ILB-Buck Shiver  
ILB-John Riggie  
CB-Rick Lewis  
CB-Jeff Ford  
SS-Bubba Hoats  
FS-Mike Wysong  
P-Tommy Chapman

## 1970

### Offense

SE-Larry Studdard  
LT-Glenn Costello  
LG-Richard Gardner  
C-John Callan  
RG-Al Hutko  
RT-Rick Lantz  
TE-Steve Foster  
QB-Eddie McAshan  
FB-Steve Harkey  
TB-Rob Healy  
FL-Brent Cunningham  
K-Jack Moore

### Defense

OLB-Brad Bourne  
DL-Rock Perdoni  
LB-Gary Carden  
DL-Tim Broome  
OLB-Smylie Gebhart  
ILB-Buck Shiver  
ILB-Bill Flowers  
CB-Rick Lewis  
CB-Jeff Ford  
SS-Dave Beavin  
FS-Bubba Hoats  
P-Chip Pallman

## 1971

### Offense

SE-Jim Owings  
LT-Glenn Costello  
LG-Al Hutko  
C-John Callan  
RG-Scott Engel  
RT-Rick Lantz  
Mike Oven  
QB-Eddie McAshan  
FB-Rob Healy  
TB-Greg Horne  
FL-Brent Cunningham  
K-Bobby Thigpen

### Defense

OLB-Randy Duckworth  
DL-Joe Gaston  
LB-Stan Beavers  
DL-Brad Bourne  
OLB-Smylie Gebhart  
ILB-Gary Carden  
ILB-Bruce Elliott  
CB-Mike McKenzie  
CB-Jeff Ford  
SS-Dave Beavin  
FS-Gary Faulkner  
P-Dick Bowley

## 1972

### Offense

SE-Jimmy Robinson  
LT-Don Robinson  
LG-John Sargent  
C-Pete Geren  
RG-Glenn Costello  
RT-Rick Lantz  
TE-Mike Oven  
QB-Eddie McAshan  
FB-Rob Healy  
TB-Greg Horne  
FL-Jim Owings  
K-Bobby Thigpen

### Defense

OLB-Beau Bruce  
DE-Joe Gaston  
NG-Steve Putnal  
DE-Tim Macy  
OLB-Brad Bourne  
ILB-Bruce Elliott  
ILB-Gary Carden  
CB-Mike McKenzie  
CB-Randy Rhino  
SS-Witt Wisman  
FS-Scott Bridge  
P-Dick Bowley

## 1973

### Offense

SE-Jimmy Robinson  
LT-Scott BeVier  
LG-Don Robinson  
C-Rowland Bradford  
RG-Bill McLeod  
RT-Billy Shields  
TE-Mark Fields  
QB-Jim Stevens  
FB-Bruce Southall  
TB-Greg Horne  
FL-Jim Owings  
K-Cam Bonifay

### Defense

OLB-Beau Bruce  
DE-Rick Gibney  
NG-Steve Putnal  
DE-Bobby Daffer  
OLB-Don Shank  
ILB-Joe Harris  
ILB-Stan Long  
CB-Mike McKenzie  
CB-Scott Bridge  
SS-Witt Wisman  
FS-Randy Rhino  
P-Dick Bowley

## 1974

### Offense

SE-Jimmy Robinson  
LT-Jeff Urczyk  
LG-Mark Hunter  
C-Leo Tierney  
RG-Bill McLeod  
RT-Billy Shields  
TE-Steve Raible  
QB-Danny Myers  
FB-Pat Moriarty  
TB-David Sims  
FL-Adrian Rucker  
K-Danny Smith

### Defense

OLB-Bruce Elliott  
DE-Red McDaniel  
NG-Bob Bowen  
DE-Rick Gibney  
OLB-Lucius Sanford  
ILB-Joe Harris  
ILB-Tony Daykin  
CB-Randy Rhino  
CB-Gil Kyle  
SS-Eddie Porter  
FS-Danny Rhino  
P-Mike Johnson


## 1975

### Offense

SE-Elliott Price  
LT-Jeff Urczyk  
LG-Mark Hunter  
C-Leo Tierney  
RG-Alex Bryan  
RT-Bob Curley  
TE-Steve Raible  
QB-Danny Myers  
FB-Pat Moriarty  
TB-David Sims  
FL-Bucky Shamburger  
K-Don Bessillieu

### Defense

OLB-Freeman Colbert  
DE-Red McDaniel  
LB-Lawton Hydrick  
DE-Rick Gibney  
OLB-Reggie Wilkes  
ILB-Bob Bowen  
ILB-Lucius Sanford  
CB-Danny Rhino  
CB-Gil Kyle  
SS-Tony Daykin  
FS-Don Bessillieu  
P-Harper Brown



**THE 1962 STARTING LINE**, which coach Bobby Dodd called "the greatest in Tech history," featured, from left, all-America end Billy Martin, all-SEC tackle Larry Stallings, all-SEC guard Dave Watson, center Bobby Caldwell, all-America guard Rufus Guthrie, tackle Ed Griffin, and all-SEC end Ted Davis.

# LINEUPS



**THE REFRIGERATOR MOVER:** All-America John Davis earned that moniker for his play against Clemson's William Perry in this 1984 game.

## 1976

### Offense

SE-John Steele  
LT-Roy Simmons  
LG-Randy Pass  
C-Leo Tierney  
RG-Elliott Price  
RT-Jay Garrett  
TE-Donnie Sewell  
QB-Gary Lanier  
FB-David Sims  
TB-Eddie Lee Ivery  
FL-Adrian Rucker  
K-Danny Smith

### Defense

OLB-Reggie Wilkes  
DE-Mike Blanton  
NG-Mike Cutting  
DE-Bob Bowen  
OLB-Freeman Colbert  
ILB-Lucius Sanford  
ILB-Mackel Harris  
CB-Eddie Porter  
CB-Danny Rhino  
SS-Tony Daykin  
FS-Don Bessillieu  
P-Harper Brown

## 1977

### Offense

SE-Drew Hill  
LT-Mike Taylor  
LG-Randy Pass  
C-Tom Daniel  
RG-Terrell Osborne  
RT-Kent Hill

TE-Bruce Yeager  
QB-Gary Lanier  
FB-Rodney Lee  
TB-Eddie Lee Ivery  
FL-Bucky Shamburger  
K-Johnny Smith

### Defense

OLB-Reggie Wilkes  
DE-Mike Blanton  
NG-Mike Cutting  
DE-Roy Simmons  
OLB-Freeman Colbert  
ILB-Lucius Sanford  
ILB-Mackel Harris  
CB-Jeff Shank  
CB-Donald Patterson  
SS-Lawrence Lowe  
FS-Don Bessillieu  
P-Ted Peebles

## 1978

### Offense

SE-Drew Hill  
LT-Mike Taylor  
LG-Roy Simmons  
C-Scott Simons  
RG-Ben Utt  
RT-Kent Hill  
TE-Donnie Sewell  
QB-Mike Kelley  
FB-Rodney Lee  
TB-Eddie Lee Ivery  
FL-Bucky Shamburger  
K-Johnny Smith

### Defense

OLB-Al Richardson  
DE-Mike Blanton

NG-Ivey Stokes  
DE-Mark Bradley  
OLB-Mackel Harris  
ILB-Henry Johnson  
ILB-Mike Helm  
CB-Donald Patterson  
CB-Ken Taylor  
SS-Lawrence Lowe  
FS-Don Bessillieu  
P-Jeff Pierce

## 1979

### Offense

SE-Kris Kentera  
LT-David Lutz  
LG-Clint Momon  
C-Scott Simons  
RG-Ben Utt  
RT-Tom Daniel  
TE-George Moore  
QB-Mike Kelley  
FB-Ronny Cone  
TB-Bo Thomas  
FL-Leon Chadwick  
K-Johnny Smith

### Defense

OLB-Al Richardson  
DE-Rick Olive  
NG-Ivey Stokes  
DE-Lynwood Volley  
OLB-Lance Skelton  
ILB-Henry Johnson  
ILB-Bill Haley  
CB-Kevin Schmidt  
CB-Ken Taylor  
SS-Mark Sheffield  
FS-Lawrence Lowe  
P-Jeff Pierce

## 1980

### Offense

SE-Marlon Heggs  
LT-Ellis Gardner  
LG-Ken Howell  
C-Mark Schultz  
RG-Ben Utt  
RT-David Lutz  
TE-Glenn Etheridge  
QB-Mike Kelley  
FB-Ronny Cone  
TB-Matt Bryant  
FL-Leon Chadwick  
K-Johnny Smith

### Defense

OLB-Lance Skelton  
DT-Marvin Dyett  
NG-Mark Bradley  
DT-Lynwood Volley  
OLB-Robert Jaracz  
ILB-Duane Wood  
ILB-Steve Mooney

CB-Ken Taylor  
CB-Ted Thurson  
SS-Mark Sheffield  
FS-Lawrence Lowe  
P-Jeff Pierce

## 1981

### Offense

SE-Kenny Thompson  
LT-Ellis Gardner  
LG-Ken Howell  
C-Dean Waters  
RG-Derek Gwinn  
RT-David Lutz  
TE-Glenn Etheridge  
QB-Mike Kelley  
FB-Ronny Cone  
TB-Robert Lavette  
FL-Jeff Keisler  
K-Ron Rice

### Defense

OLB-Lance Skelton  
DT-Marvin Dyett  
NG-Wally Cawthon  
DT-Mark Bradley  
OLB-Robert Jaracz  
ILB-Duane Wood  
ILB-Rob Horton  
CB-Paul Menegazzi  
CB-Ted Thurson  
SS-Mark Sheffield  
FS-Sammy Brown  
P-Jeff Pierce

## 1982

### Offense

SE-Darrell Norton  
LT-Ellis Gardner  
LG-Ken Howell  
C-Dean Waters  
RG-Mark Schultz  
RT-David Lutz  
TE-Gary Wilkins  
QB-Jim Bob Taylor  
FB-Eddie Fortier  
TB-Robert Lavette  
FL-Jeff Keisler  
K-Ron Rice

### Defense

OLB-Dante Jones  
DT-Marvin Dyett  
NG-Donnie Chisholm  
DT-Bobby Hodge  
OLB-Robert Jaracz  
ILB-Duane Wood  
ILB-Rob Horton  
CB-Mike Travis  
CB-Ted Thurson  
SS-Jack Westbrook  
FS-Sammy Brown  
P-Ron Rice

## 1983

### Offense

SE-Darrell Norton  
LT-John Ivmeyer  
LG-Derek Gwinn  
C-Dean Waters  
RG-Tony Kepano  
RT-John Davis  
TE-Ken Whisenhunt  
QB-John Dewberry  
FB-Ronny Cone  
TB-Robert Lavette  
FL-Darryl Wise  
K-Ron Rice

### Defense

OLB-Pat Swilling  
DT-Bobby Hodge  
NG-Donnie Chisholm  
DT-Glenn Spencer  
OLB-Dante Jones  
ILB-Rob Horton  
ILB-Ted Roof  
CB-Mike Travis  
CB-Reginald Rutland  
SS-Jack Westbrook  
FS-Toby Lantz  
P-Ron Rice

## 1984

### Offense

SE-Darrell Norton  
LT-John Ivmeyer  
LG-John Thomas  
C-John Davis  
RG-Tony Kepano  
RT-Pete Blazek  
TE-Ken Whisenhunt  
QB-John Dewberry  
FB-Kelvin Glanton  
TB-Robert Lavette  
FL-Mike Harrington  
K-David Bell

### Defense

OLB-Pat Swilling  
DT-Glenn Spencer  
NG-Donnie Chisholm  
DT-Ken Parker  
OLB-Dante Jones  
ILB-Ted Roof  
ILB-Jim Anderson  
CB-Mike Travis  
CB-Reginald Rutland  
SS-Cleve Pounds  
FS-Anthony Harrison  
P-Mike Snow





**GREG LESTER** was a standout receiver on the Jackets' 1990 national championship squad.

## 1985

### Offense

SE-Gary Lee  
LT-John Ivmeyer  
LG-John Thomas  
C-Andy Hearn  
RG-Sam Bracken  
RT-John Davis  
TE-Robert Massey  
QB-John Dewberry  
FB-Malcolm King  
RB-Cory Collier  
FL-Toby Pearson  
K-Thomas Palmer

### Defense

OLB-Pat Swilling  
DT-Ken Parker  
NG-Ivery Lee  
DT-Mark Pike  
BA-Mark Hogan  
ILB-Ted Roof  
ILB-Jim Anderson  
CB-Reginald Rutland  
CB-Mike Travis  
SS-Cleve Pounds  
FS-Anthony Harrison  
P-Mike Snow

## 1986

### Offense

SE-Gary Lee  
LT-Tyrone Sorrells  
LG-Dean Weaver  
C-John Davis  
RG-Eric Bearden  
RT-Mitch Waters  
TE-Robert Massey  
QB-Rick Strom

FB-Malcolm King  
RB-Cory Collier  
FL-Toby Pearson  
K-David Bell

### Defense

OLB-Paul Jurgensen  
DT-Kyle Ambrose  
NG-Travis Moody  
DT-Steve Mullen  
OLB-Willis Crockett  
ILB-Mark White  
ILB-Rod Stephens  
CB-Reginald Rutland  
CB-Cedric Stallworth  
SS-Andre Thomas  
FS-Anthony Harrison  
P-Sean McDevitt

## 1987

### Offense

SE-Steve Davenport  
LT-Darryl Jenkins  
LG-Dean Weaver  
C-Eric Bearden  
RG-Joe Siffri  
RT-Jessie Marion  
TE-Robert Massey  
QB-Rick Strom  
FB-Malcolm King  
RB-Richard Hills  
FL-Greg Lester  
K-Thomas Palmer

### Defense

OLB-Paul Jurgensen  
DT-Willie Burks  
NG-Ivery Lee  
DT-Sean Smith  
OLB-Willis Crockett  
ILB-Doug Sendobry  
ILB-Eric Thomas  
CB-Cedric Stallworth  
CB-Sammy Lilly  
SS-Jay Martin  
FS-Riccardo Ingram  
P-Sean McDevitt

## 1988

### Offense

SE-Steve Davenport  
LT-Darryl Jenkins  
LG-Scott Beavers  
C-Eric Bearden  
RG-Joe Siffri  
RT-Jessie Marion  
TE-Alonzo Watson  
QB-Todd Rampley  
FB-Nate Kelsey  
RB-Jerry Mays  
FL-Greg Lester  
K-Thomas Palmer

### Defense

OLB-Willis Crockett  
DT-Willie Burks  
NG-Jeff Mathis  
DT-Sean Smith  
OLB-George Malone  
ILB-Rod Stephens  
ILB-Eric Thomas  
CB-Cedric Stallworth  
CB-Kenneth Wilson  
SS-Andre Thomas  
FS-Ken Swilling  
P-Sean McDevitt

## 1989

### Offense

SE-Emmett Merchant  
LT-Darryl Jenkins  
LG-Jim Lavin  
C-Billy Chubbs  
RG-Joe Siffri  
RT-Jessie Marion  
TE-Tom Covington  
QB-Shawn Jones  
FB-Stefen Scotton  
RB-Jerry Mays  
FL-Scotty Barron  
K-Scott Sisson

### Defense

OLB-Marco Coleman  
DT-Willie Burks  
NG-Jeff Mathis  
DT-Sean Smith  
OLB-Kevin Salisbury  
ILB-Eric Thomas  
ILB-Jerrelle Williams  
CB-Willie Clay  
CB-Kenneth Wilson  
SS-Thomas Balkcom  
FS-Ken Swilling  
P-Scott Aldredge

## 1990

### Offense

SE-Emmett Merchant  
LT-Darryl Jenkins  
LG-Jim Lavin  
C-Billy Chubbs/Veryl Miller  
RG-Joe Siffri  
RT-Mike Mooney  
TE-Tom Covington  
QB-Shawn Jones  
FB-Stefen Scotton  
RB-William Bell  
FL-Bobby Rodriguez  
K-Scott Sisson

### Defense

OLB-Marco Coleman  
DT-Coleman Rudolph  
NG-Kevin Battle  
DT-Jeremiah McClary

OLB-Marlon Williams  
ILB-Jerrelle Williams  
ILB-Calvin Tiggie  
CB-Ken Holmes  
CB-Willie Clay  
SS-Thomas Balkcom  
FS-Ken Swilling  
P-Scott Aldredge

## 1991

### Offense

SE-Emmett Merchant  
LT-Mike Mooney  
LG-Kyle Frederick  
C-Billy Chubbs  
RG-Scott Gold  
RT-Russell Freeman  
TE-Tom Covington  
QB-Shawn Jones  
FB-Rodney Wilkerson  
TB-Jimy Lincoln  
FL-Greg Lester  
K-Scott Sisson

### Defense

OLB-Marco Coleman  
DT-Coleman Rudolph  
NG-Kevin Battle  
DT-Richard Kimsey  
OLB-Marlon Williams  
ILB-Jerrelle Williams  
ILB-Erick Fry  
CB-Curley Day  
CB-Willie Clay  
SS-Ken Swilling  
FS-Kevin Peoples  
P-Jason Bender

## 1992

### Offense

SE-Jason McGill  
LT-Jim Kushon  
LG-Gary Brown  
C-Michael Cheever  
RG-Woodie Milam  
RT-Jason Dukes  
TE-Jeff Papushak  
QB-Shawn Jones  
FB-Michael Smith  
TB-Jimy Lincoln  
FL-Bobby Rodriguez  
K-Scott Sisson

### Defense

OLB-Tom Johnson  
DT-Coleman Rudolph  
NG-Kevin Battle  
DT-Richard Kimsey  
OLB-Marlon Williams  
ILB-Jamal Cox  
ILB-Rodney Wilkerson  
CB-Curley Day  
CB-Lethon Flowers

SS-Kevin Peoples  
FS-Mike Williams  
P-Jason Bender

## 1993

### Offense

SE-Omar Cassidy  
LT-Gary Brown  
LG-Brian Bravy  
C-Michael Cheever  
RG-Chuck Vernau  
RT-Yoel Molina  
TE-Jeff Papushak  
QB-Donnie Davis  
FB-Jeff Wright  
TB-Dorsey Levens,  
William Bell  
FL-Keenan Walker  
K-Tyler Jarrett

### Defense

OLB-Tom Johnson  
DT-Bill Neuss  
NG-Bryan Baxter  
DT-Richard Kimsey  
OLB-Marlon Williams  
ILB-Jamal Cox  
ILB-Rodney Wilkerson  
CB-Marcus Coleman  
CB-Mike Williams  
SS-David Hendrix  
FS-Mike Dee  
P-Jason Bender

## 1994

### Offense

SE-Charlie Simmons  
LT-Curtis McGee  
LG-Brian Bravy  
C-Michael Cheever  
RG-Chuck Vernau  
RT-Jason Dukes  
TE-Jeff Papushak  
QB-Tommy Luginbill  
H-B-Derrick Steagall  
TB-C.J. Williams  
FL-Jason Bender  
K-Chris Leone

### Defense

OLB-Ralph Hughes  
DT-Bill Neuss  
NG-Zach Piller  
DT-Several Players  
OLB-Don Hickson  
ILB-Jamal Cox  
ILB-Rodney Wilkerson  
CB-Nathan Perryman  
CB-Lethon Flowers  
SS-David Hendrix  
FS-Mike Dee  
P-Jason Bender

# LINEUPS



**GREG GATHERS** was an all-America defensive end for the Yellow Jackets who lettered from 1999-02.

## 1995

### Offense

SE-Cedric Zachery  
LT-Curtis McGee  
LG-Michael Minter  
C-Michael Cheever  
RG-Ken Celaj  
RT-Jason Dukes  
TE-Grant Baynham  
QB-Donnie Davis  
FB-Charles Wiley  
TB-C.J. Williams  
FL-Derrick Steagall, Harvey Middleton  
K-Dave Frakes

### Defense

DE-Ralph Hughes  
DT-Derrick Shepard  
NG-Al Jackson  
DE-Jermaine Miles  
OLB-Jimmy Clements  
ILB-Ron Rogers  
ILB-Keith Brooking  
CB-Nathan Perryman  
CB-Nick Ferguson  
SS-Ryan Stewart  
FS-Mike Dee  
P-Rodney Williams, Keith Weaver

## 1996

### Offense

SE-Harvey Middleton  
LT-Curtis McGee  
LG-Michael Minter  
C-Craig Page  
RG-Ken Celaj  
RT-Steve Jackson  
TE-Grant Baynham  
QB-Joe Hamilton

FB-Charles Wiley (inj.)  
TB-C.J. Williams  
FL-Mike Sheridan  
K-Brad Chambers, Dave Frakes

### Defense

DE-Ralph Hughes  
DT-Derrick Shepard  
NG-Patrick Bradford  
DE-Jermaine Miles  
OLB-Jimmy Clements  
ILB-Ron Rogers  
ILB-Keith Brooking  
CB-Nathan Perryman  
CB-Jason Bostic  
SS-Mike Dee  
FS-Brian Wilkins  
P-Rodney Williams

## 1997

### Offense

SE-Harvey Middleton  
LT-Ken Celaj  
LG-Jason Burks  
C-Craig Page  
RG-Brent Key  
RT-Chris Brown  
TE-Mike Lillie  
QB-Joe Hamilton  
FB-Ed Wilder  
TB-Charles Wiley  
FL-Derrick Steagall  
K-Dave Frakes

### Defense

DE-Ralph Hughes  
DT-Derrick Shepard  
NG-Tony Robinson, Dan Witherspoon  
DE-Jesse Tarplin  
OLB-Delaunta Cameron  
ILB-Ron Rogers

ILB-Keith Brooking  
CB-Jerry Caldwell  
CB-Jason Bostic  
SS-Travares Tillman  
FS-Brian Wilkins  
P-Rodney Williams

## 1998

### Offense

SE-Dez White  
LT-Chris Brown  
LG-Noah King  
C-Craig Page  
RG-Brent Key  
RT-Jon Carman  
TE-Russell Matvay  
QB-Joe Hamilton  
FB-Ed Wilder  
TB-Charles Wiley (inj.), Joe Burns  
FL-Charlie Rogers  
K-Brad Chambers

### Defense

DE-Nate Stimson  
DT-Merrix Watson  
DT-Tony Robinson, Guenter Kryszon  
DE-Jesse Tarplin  
LB-Delaunta Cameron  
LB-Matt Miller  
LB-Chris Edwards  
CB-Jamara Clark  
CB-Jason Bostic  
SS-Jerry Caldwell  
FS-Travares Tillman  
P-Rodney Williams

## 1999

### Offense

SE-Dez White  
LT-Chris Brown  
LG-Jason Burks  
C-Noah King  
RG-Brent Key  
RT-Jon Carman  
TE-Conrad Andrzejewski  
QB-Joe Hamilton  
FB-Ed Wilder  
TB-Sean Gregory (Joe Burns, Phillip Rogers inj.)  
FL-Kelly Campbell  
K-Luke Manget

### Defense

DE-Felipe Claybrooks  
DT-Merrix Watson  
DT-Guenter Kryszon  
DE-Greg Gathers  
LB-Recardo Wimbush  
LB-Ross Mitchell (Matt Uremovich, inj.)  
LB-Chris Edwards  
CB-Jamara Clark, Marvious Hester

CB-Travares Tillman  
SS-Chris Young  
FS-Jeremy Muires  
P-Dan Dyke

## 2000

### Offense

WR-Jon Muires  
LT-Chris Brown  
LG-Raymond Roberts-Blake  
C-David Schmidgall  
RG-Brent Key  
RT-John Bennett  
TE-Russell Matvay  
QB-George Godsey  
FB-Ed Wilder  
TB-Joe Burns  
WR-Kelly Campbell  
K-Luke Manget

### Defense

DE-Nick Rogers  
DT-Merrix Watson  
DT-Tony Robinson  
DE-Greg Gathers  
LB-Recardo Wimbush  
LB-Daryl Smith  
LB-Ather Brown  
CB-Jamara Clark  
CB-Chris Young, Jonathan Cox  
SS-Cory Collins, Chris Young  
FS-Jeremy Muires  
P-Dan Dyke

## 2001

### Offense

WR-Jonathan Smith  
LT-Nat Dorsey  
LG-Leon Robinson  
C-David Schmidgall  
RG-Hugh Reilly  
RT-Jason Kemble  
TE-Russell Matvay  
QB-George Godsey  
WR-Will Glover  
TB-Joe Burns  
WR-Kelly Campbell  
K-Luke Manget

### Defense

DE-Nick Rogers  
DT-Alfred Malone  
DE-Gary Johnson  
DE-Greg Gathers  
LB-Recardo Wimbush  
LB-Daryl Smith  
LB-Keyaron Fox  
CB-Marvious Hester  
CB-Chris Young  
SS-Cory Collins  
FS-Jeremy Muires  
P-Dan Dyke

## 2002

### Offense

WR-Jonathan Smith  
LT-Nat Dorsey  
LG-Leon Robinson  
C-Hugh Reilly  
RG-Raymond Roberts-Blake  
RT-Kyle Wallace  
TE-Will Heller  
QB-A.J. Suggs  
TB-Tony Hollings (inj.), Gordon Clinkscale  
WR-Will Glover  
WR-Kerry Watkins  
K-Luke Manget

### Defense

DE-Tony Hargrove  
DT-Alfred Malone  
DT-Travis Parker  
DE-Eric Henderson (Greg Gathers, inj.)  
LB-Recardo Wimbush  
LB-Daryl Smith  
LB-Keyaron Fox  
CB-Marvious Hester  
CB-Jonathan Cox  
SS-Cory Collins  
FS-Jeremy Muires  
P-Dan Dyke, Chris Morehouse

## 2003

### Offense

WR-Jonathan Smith  
LT-Nat Dorsey  
LG-Andy Tidwell-Neal  
C-Hugh Reilly  
RG-Brad Honeycutt  
RT-Kyle Wallace  
TE-John Paul Foschi  
QB-Reggie Ball  
TB-P.J. Daniels  
FB-Jimmy Dixon  
WR-Nate Curry  
K-Dan Burnett

### Defense

DE-Gerris Wilkinson  
DT-Mansfield Wrotto  
DT-Travis Parker  
DE-Eric Henderson  
LB-Ather Brown  
LB-Daryl Smith  
LB-Keyaron Fox  
CB-Reuben Houston  
CB-Jonathan Cox  
SS-Dawan Landry  
FS-James Butler  
P-Hal Higgins, Andy Thomson

## GEORGIA TECH HEAD COACHES



**BOSS ROSS:** Bobby Ross was the head coach of Tech's 1990 national championship team.

Chan Gailey is the 11th full-time football coach in school history. Prior to 1904, when John Heisman became the school's first permanent head coach, the team was "coached" by professors, interested townspeople or one of the players.

Professor Ernest E. West, a Naval College graduate, directed Tech's first football team in 1892. In 1893 and '94, the squad was coached by volunteers Frank O. Spain, a Mathematics professor, and Lt. Leonard Wood (who later became famous as the colonel in command of Roosevelt's Rough Riders and as Governor General of Cuba), then stationed at Ft. McPherson in Atlanta. The rules were rather lax in those days, so Spain and Wood also played on the team.

The next volunteer coach of record was R.B. "Cow" Nalley in 1898, a "Mr. Collier" in 1899, Dr. Cyrus W. Strickler in 1901, and John McKee in 1902.

Coach .....	Tenure .....	Years .....	Record .....	Pct .....
John Heisman .....	1904-1919	16	102-29-7	.779
William Alexander .....	1920-1944	25	134-95-15	.580
Bobby Dodd .....	1945-1966	22	165-64-8	.713
Bud Carson .....	1967-1971	5	27-27-0	.500
Bill Fulcher .....	1972-1973	2	12-10-1	.543
Franklin "Pepper" Rodgers .....	1974-1979	6	34-31-2	.522
Bill Curry .....	1980-1986	7	31-43-4	.423
Bobby Ross .....	1987-1991	5	31-26-1	.543
Bill Lewis .....	1992-1994	3	11-19	.367
George O'Leary (3 games as interim in 1994) .....	1994-2001	7	52-33	.612
Mac McWhorter (Interim) .....	2001	—	1-0	1.000
Chan Gailey .....	2002-present	2	14-12	.538

## ALL-TIME ASSISTANT COACHES

**John Anselmo:** 1995-97 Defensive Backs  
**Warner Alford:** 1968 Jayvee team; 1969-70 Defense  
**Brian Baker:** 1987-94 Outside Linebackers; 1995 Defensive Coordinator/Outside Linebackers  
**George Barclay:** 1967 Defense  
**Marvin Bass:** 1960 Defensive Coordinator  
**Maxie Baughan:** 1972 Defensive Coordinator; 1973 Assistant Head Coach/ Linebackers  
**John Bell:** 1954-56 Freshman Coach; 1959 Head Freshman Coach; 1960-65 Offense  
**Richard Bell:** 1964-67 Defense  
**Buddy Bennett:** 1973 Defensive Backs  
**Jess Berry:** 1960-67 B-Team Coach  
**Dick Bestwick:** 1967 Offensive Coordinator/Offensive Line; 1968 Defensive Coordinator/Linebackers; 1969-71 Assistant Head Coach/Freshman Coach; 1972-73 Freshman/IV Coach; 1974-75 Offensive Line  
**Ken Blair:** 1974-75 Defensive Coordinator; 1976 Offensive Ends; 1977-79 Outside Linebackers; 1980-81 Defensive Coordinator  
**Bob Bossons:** 1951 Head Freshman Coach; 1952-56 Head B-Team Coach  
**Dave Braine:** 1974-75 Assistant Defensive Coach  
**Chuck Bresnahan:** 1989-91 Inside Linebackers  
**Franklin Brooks:** 1972 Assistant Defensive Coach; 1973-74 Assistant Offensive Coach; 1975 Assistant Defensive Coach; 1976 Assistant Offensive Coach  
**Frank Broyles:** 1951-56 Backfield Coach, Head Offensive Coach

**Samuel Burke:** 1970 Freshman Coach  
**Rusty Burns:** 1992-93 Quarterbacks; 1994 Wide Receivers  
**Jim Carlen:** 1958-60 Freshman Coach; 1961-65 Defense  
**Chris Carpenter:** 1969-71 Offense  
**Bud Carson:** 1966 Defensive Coordinator  
**Bud Casey:** 1972-73 Receivers; 1974 Defensive Coordinator; 1975 Offensive Coordinator; 1976-77 Running Backs  
**Craig Cason:** 1994 Tight Ends/Special Teams  
**Mike Cassity:** 1992-93 Defensive Coordinator/Defensive Backs  
**Bob Casullo:** 1995-97 Running Backs/Special Teams; 1998 Special Teams/Defensive Ends  
**Russell Charles:** 1975-76 Assistant Offensive Coach  
**Andy Christoff:** 1986 Defensive Backs  
**Ron Cobb:** 1976-77 Defensive Line  
**Arthur "Tonto" Coleman:** 1952-60 Defensive Ends and Outside Linebackers  
**Geoff Collins:** 2001 Tight Ends  
**Keith Colson:** 1983 Wide Receivers; 1984-85 Defensive Backs; 1986 Rovers & Bandits  
**Romeo Crennel:** 1980 Defensive Line  
**Danny Crossman:** 1999-00 Defensive Ends/Special Teams; 2001 Defensive Backs/Special Teams  
**Gary Crowton:** 1994 Co-Offensive Coordinator/Quarterbacks  
**Bill Crutchfield:** 1968-69 Offensive Coordinator  
**Bob Cummings:** 1957-58 B-Team Coach

**Bill Curry:** 1976 Offensive Line  
**Joe D'Alessandris:** 2002-03 Offensive Line  
**Arthur Davis:** 1961-62 Head Freshman Coach  
**Mike Dean:** 1980-82 Defensive Backs  
**Rex Dockery:** 1972 Offensive Line  
**Bobby Dodd:** 1931-1944 Assistant Coach  
**Dan Dorazio:** 1982-83 Offensive Line  
**Randy Edsall:** 1998 Defensive Coordinator/Defensive Backs  
**Ray Ellis:** 1945 Line Coach; 1946-49 Assistant Head Coach  
**Ed Emory:** 1978-79 Defensive Line  
**Jon Fabris:** 1980 Assistant Defensive Coach  
**Dave Fagg:** 1974 Offensive Coordinator; 1975 Assistant Defensive Coach; 1976-78 Quarterbacks  
**Paul Ferraro:** 1999-00 Defensive Backs  
**Dub Fesperman:** 1966 Defense; 1967 Defensive Coordinator  
**Jack Fligg:** 1964-65 Head Freshman Coach; 1984-86 Offensive Line/Tackles/Tight Ends  
**Bobby Franklin:** 1967 Freshman Coach  
**Robbie Franklin:** 1973-75 Offensive Line  
**Ralph Friedgen:** 1987-91, 1997-00 Offensive Coordinator/Quarterbacks  
**Bill Fulcher:** 1963 Freshman Coach; 1966 Defense; 1967 Freshman Coach; 1969 Offense  
**Marty Galbraith:** 1992-93 Tackles/Tight Ends  
**Wayne "Buddy" Geis:** 2003 Passing Game Coordinator/Wide Receivers



# COACHING HISTORY

**Jerry Glanville:** 1968 Freshman Coach; 1969-74 Defense

**Cary Godette:** 1992-93 Defensive Line

**Billy Goodloe:** 1959-66 Assistant Coach

**Ray Graves:** 1947-56 Head Line Coach; 1957-59 Assistant Head Coach

**Jack Griffin:** 1954-56 Offensive Ends; 1957-66 Offensive Coordinator; 1967-71 Offensive Assistant, Assistant Head Coach

**Johnny Griffith:** 1964-66 B-Team

**Al Guy:** 1976 Defensive Backs

**John Guy:** 1981-82 Defensive Line; 1983-84 Outside Linebackers; 1985-86 Defensive Ends

**H.B. "Bo" Hagan:** 1951 Assistant Freshman Coach; 1952-53 Head Freshman Coach

**Brick Haley:** 2002-03 Linebackers

**Les Hanly:** 1978-79 Offensive Line

**Tim Harkness:** 1983 Tight Ends/Receivers

**Mark Hendrickson:** 1985-86 Receivers, J.V. Coach; 1987-91 Tight Ends, Special Teams

**Jim Higdon:** 1974 Assistant

**Stan Hixon:** 1995-99 Wide Receivers

**Jeff Hollis:** 1982 Offensive Line

**Mark Hunter:** 1980-81 Offensive Line

**Willie Hunter:** 1977 Offensive Line

**Dave Huxtable:** 1992-95 Inside Linebackers; 1996-97 Defensive Coordinator/Inside Linebackers

**Richard Inman:** 1957-58, B-Team Coach; 1959-65 Defense

**Richard Jones:** 1948 Head Freshman Coach; 1950-51 Assistant Line Coach

**Bill Jordan:** 1950 End Coach

**Dwight Keith:** 1942 Freshman Coach; 1945-50 Backfield; 1951 B-Team Coach

**David Kelly:** 2000-01 Wide Receivers

**James "Spec" Landrum:** 1956-67 Recruiting

**Rick Lantz:** 1982-83 Defensive Coordinator

**Al Lavan:** 1977 Receivers, 1978 Running Backs

**Lamar Leachman:** 1968 Offense; 1969-70 Defense; 1971 Defensive Coordinator

**Bill Lewis:** 1971-72 Defensive Backs

**Don Lindsey:** 1984-86 Defensive Coordinator, Assistant Head Coach

**Jim Luck:** 1955-73 Assistant B-Team Coach

**Sam Lyle:** 1951-53 Assistant Coach

**George Manning:** 1947 Assistant B-Team Coach; 1948 Line

**Doug Marrone:** 1996 Tight Ends; 1997-99 Offensive Line

**Roy McArthur:** 1934-41 B-Team Coach; 1947-50 B-Team Coach

**Peter McCarty:** 2001 Defensive Tackles

**Jeff McLean:** 1980-81 Running Backs

**John McKenna:** 1966 Freshman Coach

**Mac McWhorter:** 1980 Wide Receivers; 1981-84 Offensive Line; 1985-86 Assistant Head Coach Operations; 2000 Offensive Line; 2001 Offensive Line/Assistant Head Coach; 2001 Interim Head Coach

**Bob Miller:** 1941 Assistant B-Team Coach; 1942-45 Line; 1946-55 Assistant B-Team Coach

**John Misciagna:** 1989 Tight Ends

**Curtis Modkins:** 2002 Defensive Backs; 2003 Running Backs

**Tom Moore:** 1970-71 Offense

**Larry New:** 1983-86 Defensive Line; 1995-97 Defensive Line/Assistant Head Coach

**Patrick Nix:** 2002 Running Backs; 2003 Running Game Coordinator/Quarterbacks



**HEAD COACH BOBBY DODD** (with clipboard) with the staff of Tech's 1952 national championship team, from left, Sam Lyle, Ray Graves, Lewis Woodruff, Tonto Coleman, Frank Broyles, Whitey Urban and Buck Andel.

**Greg Nord:** 1992-94 Running Backs

**Bill O'Brien:** 1998 Running Backs; 1999-00 Running Backs/Recruiting Coordinator; 2001-02 Offensive Coordinator/Quarterbacks

**George O'Leary:** 1987-91, 1994, Defensive Coordinator/Defensive Line

**Steve Ortmayer:** 1974 Offense

**Bill Pace:** 1973 Offensive Coordinator

**Dwain Painter:** 1982-86 Offensive Coordinator

**Joe Pittard:** 1943-70 Assistant B-Team, Freshman Coach

**Chuck Priefer:** 1987-91 Defensive Backs

**Tommy Raye:** 2002 Special Teams

**Floyd Reese:** 1974 Defense

**Charlie Rizzo:** 1987-88 Inside Linebackers

**Jimmy Robinson:** 1987-89 Wide Receivers

**Tommie Robinson:** 2002 Wide Receivers; 2003 Tight Ends

**Ted Roof:** 1998 Linebackers; 1999-01 Defensive Coordinator/Linebackers

**Brad Roper:** 1980-81 Tight Ends

**Bob Sanders:** 1978 Defensive Line

**Rip Scherer:** 1980 Quarterbacks; 1981 Offensive Coordinator; 1982-83 Running Backs; 1984 Assistant Head Coach- Operations; 1986 Assistant Head Coach- Offense

**Steve Shankweiler:** 1992-94, Offensive Coordinator/Offensive Line

**Steve Sloan:** 1972 Offensive Coordinator

**Danny Smith:** 1987-91 Running Backs; 1992-93 Assistant Head Coach/Wide Receivers; 1994 Assistant Head Coach/Defensive Backs

**Rick Smith:** 1977 Jayvee Coach & Assistant Defensive Coach; 1982-85 Defensive Backs

**Glenn Spencer:** 2001 Running Backs; 2002-03 Defensive Line

**Steve Spurrier:** 1979 Quarterbacks

**Dave Sollazzo:** 1999-00, Defensive Line

**Terry Strock:** 1990-91 Wide Receivers

**Eric Taggart:** 1976 Jayvee Coach

**Charlie Tate:** 1957-58 Freshman Coach; 1959-60 Offense; 1961-63 Defensive Coordinator

**Jon Tenuta:** 2002 Defensive Coordinator; 2003 Defensive Coordinator/Defensive Backs

**Bob Thalman:** 1967-68 Defense

**Lance Thompson:** 1995 Tight Ends/Recruiting Coordinator; 1996-97 Defensive Ends/Recruiting Coordinator; 1998 Defensive Line/Recruiting Coordinator; 2001 Defensive Ends/Recruiting Coordinator

**Larry Travis:** 1977 Offensive Line; 1978-80 Offensive Coordinator, Offensive Line

**Terry Tuley:** 1978-79 Receivers; 1980 Running Backs; 1981 Receivers

**A.G. "Whitey" Urban:** 1951-59 Offensive Line

**Norm Van Brocklin:** 1979 Running Backs

**Pat Watson:** 1987-91 Offensive Line; 1995-96 Offensive Coordinator/Offensive Line

**Jack Westbrook:** 1977 Defensive Backs; 1978-79 Defensive Coordinator, Defensive Backs

**Eric Wilcox:** 1970 Freshman Coach

**Bob Williams:** 1972-73 Defensive Line

**Jack Williams:** 1972-73 Running Backs

**Billy Williamson:** 1968-71 Defense

**Barry Wilson:** 1977-82 Inside Linebackers

**David Wilson:** 2003 Special Teams/Recruiting Coordinator

**Eddie Wilson:** 1995-96 Quarterbacks; 1997-00, Tight Ends

**Chip Wisdom:** 1985-86 Running Backs

**Carl Wise:** 1957-58 Offensive Backfield

**Lewis Woodruff:** 1947-50 Freshman Coach; 1951-60 Defensive Backfield; 1961-67 Offensive Backfield

# YEAR-BY-YEAR

Year	Overall	Conf	Record/Place	Bowl
1892	0-3			
1893	2-1-1			
1894	0-3			
1895	No Team			
1896	1-1-1			
1897	0-1			
1898	0-3			
1899	0-5			
1900	0-4			
1901	4-0-1			
1902	0-6-2			
1903	2-5			
<b>JOHN HEISMAN (102-29-7, 16 years)</b>				
1904	8-1-1			
1905	6-0-1			
1906	5-3-1			
1907	4-4			
1908	6-3			
1909	7-2			
1910	5-3			
1911	6-2-1			
1912	5-3-1			
1913	7-2			
1914	6-2			
1915	7-0-1			
1916	8-0-1	SIAA	Champions	
1917	9-0	SIAA	Champions · <b>National Champions</b>	
1918	6-1	SIAA	Co-Champions	
1919	7-3			
<b>WILLIAM ALEXANDER (134-95-15, 25 years)</b>				
1920	8-1	SIAA	Co-Champions	
1921	8-1	SIAA	Co-Champions	
1922	7-2	4-0 SC	(Co-Champions)	
1923	3-2-4	1-0-4 SC		
1924	5-3-1	3-2-1 SC		
1925	6-2-1	4-1-1 SC		
1926	4-5	4-3 SC		
1927	8-1-1	7-0-1 SC	(Co-Champions)	
1928	10-0	7-0 SC	(Champions)	Rose Bowl (W)
		<b>Co-National Champions</b>		
1929	3-6	3-5 SC		
1930	2-6-1	2-4-1 SC		
1931	2-7-1	2-4-1 SC		
1932	4-5-1	4-4-1 SC		
<i>Georgia Tech is charter member of Southeastern Conference</i>				
1933	5-5	2-5 SEC	11th	
1934	1-9	0-6 SEC	11th	
1935	5-5	3-4 SEC	8th	
1936	5-5-1	3-3-1 SEC	T-6th	
1937	6-3-1	3-2-1 SEC	6th	
1938	3-4-3	2-1-3 SEC	5th	
1939	8-2	6-0 SEC	T-1st (Co-Champions)	Orange Bowl (W)
1940	3-7	1-5 SEC	12th	
1941	3-6	2-4 SEC	9th	
1942	9-2	4-1 SEC	T-2nd	Cotton Bowl (L)
1943	8-3	3-0 SEC	1st (Champions)	Sugar Bowl (W)
1944	8-3	4-0 SEC	1st (Champions)	Orange Bowl (L)

## GEORGIA TECH'S CHAMPIONSHIPS

### National Championships 1917 · 1928 · 1952 · 1990

### Conference Championships SIAA (5) 1916 · 1917 · 1918 · 1920 · 1921 Southern Conference (3) 1922 · 1927 · 1928 Southeastern Conference (5) 1939 · 1943 · 1944 · 1951 · 1952 Atlantic Coast Conference (2) 1990 · 1998

<b>BOBBY DODD (165-64-8, 22 years)</b>				
1945	4-6	2-2 SEC	T-5th	
1946	9-2	4-2 SEC	4th	Oil Bowl (W)
1947	10-1	4-1 SEC	2nd	Orange Bowl (W)
1948	7-3	4-3 SEC	5th	
1949	7-3	5-2 SEC	4th	
1950	5-6	4-2 SEC	5th	
1951	11-0-1	7-0 SEC	1st (Champions)	Orange Bowl (W)
1952	12-0	6-0 SEC	1st (Champions)	Sugar Bowl (W)
		<b>Co-National Champions</b>		
1953	9-2-1	4-1-1 SEC	2nd	Sugar Bowl (W)
1954	8-3	6-2 SEC	2nd	Cotton Bowl (W)
1955	9-1-1	4-1-1 SEC	3rd	Sugar Bowl (W)
1956	10-1	7-1 SEC	2nd	Gator Bowl (W)
1957	4-4-2	3-4-1 SEC	8th	
1958	5-4-1	2-3-1 SEC	T-8th	
1959	6-5	3-3 SEC	7th	Gator Bowl (L)
1960	5-5	4-4 SEC	7th	
1961	7-4	4-3 SEC	T-4th	Gator Bowl (L)
1962	7-3-1	5-2 SEC	4th	Bluebonnet Bowl (L)
1963	7-3	4-3 SEC	6th	
<i>Georgia Tech leaves Southeastern Conference</i>				
1964	7-3			
1965	7-3-1			Gator Bowl (W)
1966	9-2			Orange Bowl (L)
<b>BUD CARSON (27-27, 5 years)</b>				
1967	4-6			
1968	4-6			
1969	4-6			
1970	9-3			Sun Bowl (W)
1971	6-6			Peach Bowl (L)
<b>BILL FULCHER (12-10-1, 2 years)</b>				
1972	7-4-1			Liberty Bowl (W)
1973	5-6			

# YEAR-BY-YEAR

PEPPER RODGERS (34-31-2, 6 years)				
1974	6-5			
1975	7-4			
1976	4-6-1			
1977	6-5			
1978	7-5			Peach Bowl (L)
1979	4-6-1			
BILL CURRY (31-43-4, 7 years)				
1980	1-9-1			
1981	1-10			
1982	6-5			
<i>Georgia Tech becomes eligible for ACC Title (joined in 1979)</i>				
1983	3-8	3-2 ACC/3rd		
1984	6-4-1	2-2-1 ACC/5th		
1985	9-2-1	5-1 ACC/2nd		All-American Bowl (W)
1986	5-5-1	3-3 ACC/4th		
BOBBY ROSS (31-26-1, 5 years)				
1987	2-9	0-6 ACC/8th		
1988	3-8	0-7 ACC/8th		
1989	7-4	4-3 ACC/T-4th		
1990	11-0-1	6-0-1 ACC/1st (Champions)		Florida Citrus Bowl (W)
<b>National Champions</b>				
1991	8-5	5-2 ACC/T-2nd		Aloha Bowl (W)
BILL LEWIS (11-19, 3 years)				
1992	5-6	4-4 ACC/T-4th		
1993	5-6	3-5 ACC/6th		
1994 <sup>1</sup>	1-10	0-8 ACC/9th		
GEORGE O'LEARY (52-33, 7 years)				
1995	6-5	5-3 ACC/4th		
1996	5-6	4-4 ACC/5th		
1997	7-5	5-3 ACC/T-3rd		Carquest Bowl (W)
1998	10-2	7-1 ACC/T-1st (Co-Champions)		Gator Bowl (W)
1999	8-4	5-3 ACC/T-2nd		Gator Bowl (L)
2000	9-3	6-2 ACC/T-2nd		Peach Bowl (L)
2001 <sup>2</sup>	8-5	4-4 ACC/T-4th		Seattle Bowl (W)
CHAN GAILEY (14-12, 2 year2)				
2002	7-6	4-4 ACC/T-5th		Silicon Valley Football Classic (L)
2003	7-6	4-4 ACC/T-4th		Humanitarian Bowl (W)

1-George O'Leary served as interim head coach for final three games

2-Mac McWhorter served as interim head coach for the Seattle Bowl

## NATIONAL CHAMPIONSHIP RECOGNITION

Georgia Tech has won four national championships. Tech's four titles are by virtue of a national wire service (1952 & 1990) or by consensus of polls available at the time (1917 & 1928).

Tech's undefeated 1951 squad did not win a wire service title (Tennessee won the AP and UPI crowns), but the Jackets, along with Illinois, earned national championship recognition by the Boand System. William Boand of Tucson, Ariz., developed a mathematical formula that was published in newspapers from 1930-60.

Tech's 1951 and 1956 teams also earned national championship recognition by the Berryman system, a mathematical formula developed by Clyde Berryman of Washington, D.C. in 1990. Berryman named predated national champions from 1940-89.

## TECH IN THE FINAL POLLS

Year	Record	AP	UPI	TSN	USA Today
1939	8-2	16	—	—	—
1942	9-2	5	—	—	—
1943	8-3	13	—	—	—
1944	8-3	13	—	—	—
1946	9-2	11	—	—	—
1947	10-1	10	—	—	—
1951	11-0-1	5	5	—	—
1952*	12-0	2	2	—	—
1953	9-2-1	8	9	—	—
1954	8-3	—	13	—	—
1955	9-1-1	7	7	—	—
1956	10-1	4	4	—	—
1961	7-4	13	13	—	—
1962	7-3-1	—	11	—	—
1966	9-2	8	8	—	—
1970	9-3	13	17	—	—
1972	7-4-1	20	NR	—	—
1985	9-2-1	19	18	17	18
1990	11-0-1	2	1	1	2
1997	7-5	25	—	—	NR
1998	10-2	9	—	—	11
1999	8-4	21	—	—	20
2000	9-3	17	—	—	19
2001	8-5	24	—	—	—

\* No. 1 by International News Service

## LONGEST WINNING STREAKS

No.	First Win	Broken By
18	VMI, 1951	Florida, 1953 (tie)
18	Tulane, 1916	Pittsburgh, 1918
15	LSU, 1927	North Carolina, 1929
10	Texas Tech, 1965	Georgia, 1966
10	LSU, 1943	Duke, 1944
9	Western Carolina, 1989	North Carolina, 1990 (tie)
9	Alabama, 1955	Tennessee, 1956
9	Auburn, 1942	Georgia, 1942
9	Centre, 1920	Penn State, 1921
9	Furman, 1947	Tennessee, 1948
8	Georgia, 1963	Tennessee, 1964
8	Tennessee, 1954	Auburn, 1955
8	Davidson, 1950	Duke, 1951 (tie)
8	St. Mary's, 1946	Alabama, 1947
8	VMI, 1946	Georgia, 1946

## LONGEST UNBEATEN STREAKS

No.	First Win/Tie	Broken By
33	Georgia, 1914	Pittsburgh, 1918
31	Davidson, 1950	Notre Dame, 1953
16	Western Carolina, 1989	Penn State, 1991
16	Vanderbilt, 1927	North Carolina, 1929
14	Clemson, 1904	Sewanee, 1906
12	Florida State, 1955	Tennessee, 1956



# SCORES

Entering its 112th year of intercollegiate football, Georgia Tech's all-time record is 623-421-43 (.593). Beginning with 1904, when John Heisman became Tech's first permanent head coach, it's record is 614-389-38 (.608).

## 1892-1903 9-32-5 • 11 years

Prior to 1904, when John Heisman became Georgia Tech's first permanent full-time head football coach, the team was "coached" by professors, interested townspeople or one of the players.

### 1892 • 0-3

**Coach & Captain: E.E. West**

Date	Result	Opponent .....	Record
N. 5	aL	6-12 Mercer (Central Park) .....	0-1
N. 19	hL	10-20 Vanderbilt (Piedmont Park) .....	0-2
N. 25	hL	0-26 Auburn (Brisbine Park) .....	0-3

### 1893 • 2-1-1

**Coaches: Frank O. Spain & Lt. Leonard Wood**

**Captain: W.W. Hunter**

Date	Result	Opponent .....	Record
N. 4	aW	28-6 Georgia .....	1-0
N. 11	hW	10-6 Mercer .....	2-0
N. 30	hL	0-6 St. Albans (Piedmont, Thanksgiving) .....	2-1
D. 7	hT	0-0 Auburn .....	2-1-1

### 1894 • 0-3

**Coaches: Frank O. Spain & Lt. Leonard Wood**

**Captain: Thomas Raulo**

Date	Result	Opponent .....	Record
O. 27	hL	0-8 Savannah A.A. ....	0-1
N. 17	hL	0-94 Auburn (Athletic Park) .....	0-2
N. 29	hL	0-34 Ft. McPherson (Athletic Park) .....	0-3

### 1896 • 1-1-1

**No Captain**

Date	Result	Opponent .....	Record
O. 31	aW	6-4 Mercer (Central Park) .....	1-0
N. 7	aL	0-45 Auburn .....	1-1
N. 21	hT	12-12 Mercer (Brisbine Park) .....	1-1-1

### 1897 • 0-1

**No Captain**

Date	Result	Opponent .....	Record
O. 23	aL	0-28 Georgia .....	0-1

### 1898 • 0-3

**Coach: R.B. "Cow" Nalley • No Captain**

Date	Result	Opponent .....	Record
N. 5	aL	6-29 Auburn .....	0-1
N. 24	nL	0-23 Clemson (@Augusta) .....	0-2
O. 22	aL	0-15 Georgia .....	0-3

## ALL-TIME RECORD:

**623-421-43 (111 Seasons)**

**Tech ranks 18th among Division I-A schools in all-time victories**

### 1899 • 0-5

**Coach: Mr. Collier • Captain: Pete Wooley**

*Home Games at Piedmont Park*

Date	Result	Opponent .....	Record
O. 14	aL	0-63 Auburn .....	0-1
O. 23	hL	0-30 Sewanee .....	0-2
O. 28	aL	0-20 Georgia .....	0-3
N. 11	hL	0-15 Nashville .....	0-4
N. 30	aL	5-41 Clemson (@Greenville, Thanksgiving) .....	0-5

### 1900 • 0-4

**Captain: W.J. Holman**

*Home Games at Piedmont Park*

Date	Result	Opponent .....	Record
O. 13	hL	0-12 Georgia .....	0-1
O. 20	hL	0-23 Nashville .....	0-2
O. 29	hL	0-34 Sewanee .....	0-3
D. 7	hL	6-38 Davidson .....	0-4

### 1901 • 4-0-1

**Coach: Dr. Cyrus W. Strickler • Captain: A.B. Hoilson**

*Home Games at Piedmont Park*

Date	Result	Opponent .....	Record
O. 12	hW	29-0 Gordon .....	1-0
O. 15	hW	17-0 Furman .....	2-0
O. 18	nW	33-0 Wofford (@Augusta) .....	3-0
O. 26	aT	5-5 Furman .....	3-0-1
N. 9	hW	13-0 South Carolina .....	4-0-1

### 1902 • 0-6-2

**Coach: John McKee • Captain: Bully Young**

*Home Games at Brisbine Park*

Date	Result	Opponent .....	Record
O. 11	hL	6-18 Auburn .....	0-1
O. 18	hL	5-44 Clemson .....	0-2
O. 25	hT	0-0 Georgia .....	0-2-1
N. 1	aT	0-0 Furman .....	0-2-2
N. 8	hL	0-17 St. Albans (Va.) .....	0-3-2
N. 13	hL	6-7 Davidson .....	0-4-2
N. 22	hL	6-10 Tennessee .....	0-5-2
N. 27	aL	0-26 Alabama (@Birmingham, Thanksgiving) .....	0-6-2

### 1903 • 2-5

**Captain: Jesse Thrash**

*Home Games at Piedmont Park*

Date	Result	Opponent .....	Record
O. 17	hL	0-73 Clemson .....	0-1
O. 24	hL	0-38 Georgia .....	0-2
O. 31	aW	37-0 Howard College (Ala.) .....	1-2
N. 7	hW	17-0 Florida State College .....	2-2
N. 14	hL	5-10 Auburn .....	2-3
N. 21	aL	0-11 Tennessee .....	2-4
N. 26	hL	0-16 South Carolina (Thanksgiving) .....	2-5



## JOHN HEISMAN Pennsylvania 1892

**Record:**  
**102-29-7 • .779**  
**1904-1919 • 16 yrs**

### 1904 (8-1-1)

**Captain: Barien Moore**

*Home games at Piedmont Park*

Date	Result	Opponent .....	Record
O. 1	hW 11-5	Ft. McPherson .....	1-0
O. 8	hW 35-0	Florida State College .....	2-0
O. 15	hW 51-0	Mooney School (Tenn.) .....	3-0
O. 17	hW 77-0	Florida .....	4-0
O. 22	hW 2-0	Tennessee .....	5-0
O. 29	aL 0-12	Auburn .....	5-1
N. 5	hT 11-11	Clemson .....	5-1-1
N. 12	hW 23-6	Georgia .....	6-1-1
N. 16	hW 59-0	Tennessee Meds .....	7-1-1
N. 24	hW 18-0	Cumberland (Thanksgiving) .....	8-1-1

### 1905 • 6-0-1

**Captain: Louie Clark**

*Home games on campus at The Flats, future site of Grant Field*

Date	Result	Opponent .....	Record
O. 7	hW 54-0	Dahlonge .....	1-0
O. 21	hW 12-5	Alabama .....	2-0
O. 28	hW 18-0	Cumberland .....	3-0
N. 4	hW 45-0	Tennessee .....	4-0
N. 11	hT 18-18	Sewanee .....	4-0-1
N. 18	hW 46-0	Georgia .....	5-0-1
N. 30	hW 17-12	Clemson (Thanksgiving) .....	6-0-1

### 1906 • 5-3-1

**Captain: E.C. Davies**

*Home games at The Flats*

Date	Result	Opponent .....	Record
S. 29	hT 6-6	Maryville .....	0-0-1
O. 6	hW 11-0	Dahlonge .....	1-0-1
O. 13	hW 18-0	Grant University (Tenn.) .....	2-0-1
O. 20	hL 0-16	Sewanee .....	2-1-1
O. 27	hW 4-0	Davidson .....	3-1-1
N. 3	hW 11-0	Auburn .....	4-1-1
N. 10	aW 17-0	Georgia .....	5-1-1
N. 17	hL 6-37	Vanderbilt .....	5-2-1
N. 29	hL 0-10	Clemson (Thanksgiving) .....	5-3-1

### 1907 • 4-4

**Captain: C.A. Sweet**

Date	Result	Opponent .....	Record
O. 5	hW 51-0	Gordon (The Flats) .....	1-0
O. 12	hW 70-0	Dahlonge (The Flats) .....	2-0
O. 19	hW 6-4	Tennessee (Ponce de Leon Park) .....	3-0
O. 26	hL 6-12	Auburn (Ponce de Leon Park) .....	3-1
N. 2	hW 10-6	Georgia (Ponce de Leon Park) .....	4-1
N. 9	hL 0-18	Sewanee (Ponce de Leon Park) .....	4-2
N. 16	aL 0-54	Vanderbilt .....	4-3
N. 28	hL 5-6	Clemson (Thanksgiving, Ponce de Leon Park) .....	4-4

NOTE: Home games from 1908-12 played at Ponce de Leon Park

### 1908 • 6-3

**Captain: L.W. Robert**

Date	Result	Opponent .....	Record
O. 3	hW 32-0	Gordon .....	1-0
O. 10	hW 30-0	Mooney School (Tenn.) .....	2-0
O. 17	hW 23-0	Mississippi A&M .....	3-0
O. 24	hW 11-6	Alabama .....	4-0
O. 31	hL 5-6	Tennessee .....	4-1
N. 7	hL 0-44	Auburn .....	4-2
N. 14	hL 0-6	Sewanee .....	4-3
N. 19	aW 16-6	Mercer .....	5-3
N. 26	hW 30-6	Clemson (Thanksgiving) .....	6-3

### 1909 • 7-2

**Captain: John Davis**

Date	Result	Opponent .....	Record
O. 2	hW 18-6	Gordon .....	1-0
O. 9	hW 35-6	Mooney School (Tenn.) .....	2-0
O. 16	hW 59-0	South Carolina .....	3-0
O. 23	hL 0-15	Sewanee .....	3-1
O. 30	aW 29-0	Tennessee .....	4-1
N. 6	hL 0-8	Auburn .....	4-2
N. 13	aW 35-0	Mercer .....	5-2
N. 20	hW 12-6	Georgia .....	6-2
N. 25	hW 29-3	Clemson (Thanksgiving) .....	7-2

### 1910 • 5-3

**Captain: Dean Hill**

Date	Result	Opponent .....	Record
O. 1	hW 57-0	Gordon .....	1-0
O. 8	hW 18-0	Chattanooga .....	2-0
O. 15	hW 46-0	Mercer .....	3-0
O. 22	aW 36-0	Alabama .....	4-0
N. 5	hL 0-16	Auburn .....	4-1
N. 12	hL 0-23	Vanderbilt .....	4-2
N. 19	hL 6-11	Georgia .....	4-3
N. 24	hW 34-0	Clemson (Thanksgiving) .....	5-3

### 1911 • 6-2-1

**Captain: H.W. Patterson**

Date	Result	Opponent .....	Record
S. 30	hW 22-5	11th Cavalry .....	1-0
O. 7	aW 28-0	Howard College (Ala.) .....	2-0
O. 14	hW 24-0	Tennessee .....	3-0
O. 21	hW 17-0	Mercer .....	4-0
O. 29	hT 0-0	Alabama .....	4-0-1
N. 4	hL 6-11	Auburn .....	4-1-1
N. 11	hW 23-0	Sewanee .....	5-1-1
N. 18	hL 0-5	Georgia .....	5-2-1
N. 30	hW 31-0	Clemson (Thanksgiving) .....	6-2-1

# SCORES

## 1912 • 5-3-1

**Captain:** *Hugh Leuhrman*

**Home Games at The Flats**

Date	Result	Opponent .....	Record
S. 28	hT 0-0	11th Cavalry .....	0-0-1
O. 5	aW 20-16	The Citadel .....	1-0-1
O. 12	hW 20-3	Alabama .....	2-0-1
O. 19	aW 14-7	Florida (@Jacksonville) .....	3-0-1
O. 26	aW 16-6	Mercer .....	4-0-1
N. 2	hL 7-27	Auburn .....	4-1-1
N. 9	hL 0-7	Sewanee .....	4-2-1
N. 16	hL 0-20	Georgia .....	4-3-1
N. 28	hW 23-0	Clemson (Thanksgiving) .....	5-3-1

NOTE: *Grant Field*, with its first permanent seating, was built prior to the 1913 season. From this point on, all home games were played at *Grant Field* unless otherwise noted.

## 1913 • 7-2

**Captain:** *Homer Cook*

Date	Result	Opponent .....	Record
S. 27	hW 19-0	Ft. McPherson .....	1-0
O. 4	aW 47-0	The Citadel .....	2-0
O. 11	aW 71-6	Chattanooga .....	3-0
O. 18	hW 33-0	Mercer .....	4-0
O. 25	aW 13-3	Florida (@Jacksonville) .....	5-0
N. 1	hW 33-0	Sewanee .....	6-0
N. 8	hL 0-20	Auburn .....	6-1
N. 15	hL 0-14	Georgia .....	6-2
N. 27	hW 34-0	Clemson (Thanksgiving) .....	7-2

## 1914 • 6-2

**Captain:** *K.J. Fielder*

Date	Result	Opponent .....	Record
O. 3	hW 20-0	South Carolina .....	1-0
O. 10	hW 105-0	Mercer .....	2-0
O. 17	aL 0-13	Alabama (@Birmingham) .....	2-1
O. 24	hW 28-7	VMI .....	3-1
O. 31	hW 20-0	Sewanee .....	4-1
N. 7	hL 0-14	Auburn .....	4-2
N. 14	hW 7-0	Georgia .....	5-2
N. 26	hW 26-6	Clemson (Thanksgiving) .....	6-2

## 1915 • 7-0-1

**Captain:** *D.E. Morrison*

Date	Result	Opponent .....	Record
O. 2	hW 52-0	Mercer .....	1-0
O. 9	hW 27-7	Davidson .....	2-0
O. 16	hW 67-0	Transylvania .....	3-0
O. 23	aW 36-7	LSU (@New Orleans) .....	4-0
O. 30	hW 23-3	North Carolina .....	5-0
N. 6	hW 21-7	Alabama .....	6-0
N. 13	hT 0-0	Georgia .....	6-0-1
N. 25	hW 7-0	Auburn (Thanksgiving) .....	7-0-1

## 1916 • 8-0-1

**SIAA Champions**

**Captain:** *J.T. Johnson*

Date	Result	Opponent .....	Record
S. 30	hW 61-0	Mercer .....	1-0
O. 7	hW 222-0	Cumberland .....	2-0
O. 14	hW 9-0	Davidson .....	3-0
O. 21	hW 10-6	North Carolina .....	4-0
O. 28	hT 7-7	Washington & Lee .....	4-0-1
N. 4	hW 45-0	Tulane .....	5-0-1
N. 11	hW 13-0	Alabama .....	6-0-1
N. 18	aW 21-0	Georgia .....	7-0-1
N. 30	hW 33-7	Auburn (Thanksgiving) .....	8-0-1

## 1917 • 9-0

**Co-National Champions (INS)**

**SIAA Champions**

**Captain:** *W.G. Carpenter*

Date	Result	Opponent .....	Record
S. 29	hW 25-0	Furman (DH) .....	1-0
S. 29	hW 33-0	Wake Forest (DH) .....	2-0
O. 6	hW 41-0	Pennsylvania .....	3-0
O. 13	hW 32-10	Davidson .....	4-0
O. 20	hW 63-0	Washington & Lee .....	5-0
N. 3	hW 83-0	Vanderbilt .....	6-0
N. 10	aW 48-0	Tulane .....	7-0
N. 17	hW 98-0	Carlisle .....	8-0
N. 29	hW 68-7	Auburn (Thanksgiving) .....	9-0

## 1918 • 6-1

**SIAA Co-Champions**

**Captain:** *W.R. Fincher*

Date	Result	Opponent .....	Record
O. 5	hW 28-0	Clemson .....	1-0
O. 12	hW 118-0	Furman .....	2-0
O. 19	hW 123-0	11th Cavalry .....	3-0
O. 26	hW 28-0	Camp Gordon .....	4-0
N. 10	hW 128-0	NC State .....	5-0
N. 23	aL 0-32	Pittsburgh .....	5-1
N. 28	hW 41-0	Auburn (Thanksgiving) .....	6-1

## 1919 • 7-3

**Captain:** *G.M. Phillips*

Date	Result	Opponent .....	Record
S. 20	hW 48-0	5th Division .....	1-0
S. 27	hW 74-0	Furman .....	2-0
O. 4	hW 14-0	Wake Forest .....	3-0
O. 11	hW 28-0	Clemson .....	4-0
O. 18	hW 20-0	Vanderbilt .....	5-0
O. 25	aL 6-16	Pittsburgh .....	5-1
N. 1	hW 33-0	Davidson .....	6-1
N. 8	hL 0-3	Washington & Lee .....	6-2
N. 15	hW 27-0	Georgetown .....	7-2
N. 27	hL 7-14	Auburn (Thanksgiving) .....	7-3





## WILLIAM ALEXANDER Georgia Tech 1912

**Record:**  
**134-95-15 • .580**  
**1920-1944 • 25 yrs**

### 1920 • 8-1

**SIAA Co-Champions**  
**Captain: A.R. Flowers**

Date	Result	Opponent	Record
S. 25	hW 44-0	Wake Forest	1-0
O. 2	hW 55-0	Oglethorpe	2-0
O. 9	hW 66-0	Davidson	3-0
O. 16	aW 44-0	Vanderbilt	4-0
O. 23	aL 3-10	Pittsburgh	4-1
O. 30	hW 24-0	Centre	5-1
N. 6	hW 7-0	Clemson	6-1
N. 13	hW 35-6	Georgetown	7-1
N. 25	hW 34-0	Auburn (Thanksgiving)	8-1

### 1921 • 8-1

**SIAA Co-Champions**  
**Captain: J.W. Harlan**

Date	Result	Opponent	Record
S. 24	hW 42-0	Wake Forest	1-0
O. 1	hW 41-0	Oglethorpe	2-0
O. 8	hW 70-0	Davidson	3-0
O. 15	hW 69-0	Furman	4-0
O. 22	hW 48-14	Rutgers	5-0
O. 29	nL 7-28	Penn State (Polo Grounds, NY)	5-1
N. 5	hW 48-7	Clemson	6-1
N. 12	hW 21-7	Georgetown	7-1
N. 24	hW 14-0	Auburn (Thanksgiving)	8-1

### 1922 • 7-2, 4-0 SC

**Southern Conference Co-Champions**  
**Captain: Red Barron**

Date	Result	Opponent	Record
S. 30	hW 31-6	Oglethorpe	1-0
O. 7	hW 19-0	Davidson	2-0
O. 14	hW 33-7	Alabama	3-0
O. 21	aL 0-13	Navy	3-1
O. 28	hL 3-13	Notre Dame	3-2
N. 4	hW 21-7	Clemson	4-2
N. 11	hW 19-7	Georgetown	5-2
N. 18	hW 17-0	NC State	6-2
N. 30	hW 14-6	Auburn (Thanksgiving)	7-2

### 1923 • 3-2-4, 1-0-4 SC

**Captain: J.F. McIntyre**

Date	Result	Opponent	Record
S. 23	hW 28-13	Oglethorpe	1-0
O. 6	hW 10-7	VMI	2-0
O. 13	hT 7-7	Florida	2-0-1
O. 20	hW 20-10	Georgetown	3-0-1
O. 27	aL 7-35	Notre Dame	3-1-1
N. 3	hT 0-0	Alabama	3-1-2
N. 10	aL 0-7	Penn State	3-2-2
N. 17	nT 3-3	Kentucky	3-2-3
N. 29	hT 0-0	Auburn (Thanksgiving)	3-2-4

### 1924 • 5-3-1, 3-2-1 SC

**Captain: George Gardner**

Date	Result	Opponent	Record
S. 27	hW 19-0	Oglethorpe	1-0
O. 4	hW 3-0	VMI	2-0
O. 11	hT 7-7	Florida	2-0-1
O. 18	hW 15-13	Penn State	3-0-1
O. 25	hL 0-14	Alabama	3-1-1
N. 1	aL 3-34	Notre Dame	3-2-1
N. 8	hW 28-7	LSU	4-2-1
N. 15	hL 0-3	Vanderbilt	4-3-1
N. 27	hW 7-0	Auburn (Thanksgiving)	5-3-1

**BUCK FLOWERS** (with the ball) on a 78-yard touchdown run against Vanderbilt in 1919.



# SCORES

## 1925 • 6-2-1, 4-1-1 SC

**Captain: S.D. Wycoff**

Date	Result	Opponent	Record
S. 28	hW	13-7 Oglethorpe	1-0
O. 3	hW	33-0 VMI	2-0
O. 10	nW	16-7 Penn State (Yankee Stadium, N.Y.)	3-0
O. 17	hW	23-7 Florida	4-0
O. 24	hL	0-7 Alabama	4-1
O. 31	hL	0-13 Notre Dame	4-2
N. 7	aW	7-0 Vanderbilt	5-2
N. 14	hW	3-0 Georgia	6-2
N. 26	hT	7-7 Auburn (Thanksgiving)	6-2-1

## 1926 • 4-5, 4-3 SC

**Captain: Owen Pool**

Date	Result	Opponent	Record
S. 25	hL	6-7 Oglethorpe	0-1
O. 2	hW	13-0 VMI	1-1
O. 9	hW	9-6 Tulane	2-1
O. 16	hL	0-21 Alabama	2-2
O. 23	hW	19-7 Washington & Lee	3-2
O. 30	aL	0-12 Notre Dame	3-3
N. 6	hL	7-13 Vanderbilt	3-4
N. 13	hL	13-14 Georgia	3-5
N. 25	hW	20-7 Auburn (Thanksgiving)	4-5

## 1927 • 8-1-1, 7-0-1 SC

**Southern Conference Champions**

**Captain: E.J. Crowley**

Date	Result	Opponent	Record
O. 1	hW	7-0 VMI	1-0
O. 8	hW	13-6 Tulane	2-0
O. 15	hW	13-0 Alabama	3-0
O. 22	hW	13-0 North Carolina	4-0
O. 29	aL	7-26 Notre Dame	4-1
N. 6	aT	0-0 Vanderbilt	4-1-1
N. 12	hW	23-0 LSU	5-1-1
N. 19	hW	19-7 Oglethorpe	6-1-1
N. 24	hW	18-0 Auburn (Thanksgiving)	7-1-1
D. 3	hW	12-0 Georgia	8-1-1

## 1928 • 10-0, 7-0 SC

**Co-National Champions (INS)**

**Southern Conference Champions**

**Captain: H.R. Pund**

Date	Result	Opponent	Record
O. 6	hW	13-0 VMI	1-0
O. 13	aW	12-0 Tulane	2-0
O. 20	hW	13-0 Notre Dame	3-0
O. 27	aW	20-7 North Carolina	4-0
N. 3	hW	32-7 Oglethorpe	5-0
N. 10	hW	19-7 Vanderbilt	6-0
N. 17	hW	33-13 Alabama	7-0
N. 29	hW	51-0 Auburn (Thanksgiving)	8-0
D. 8	hW	20-6 Georgia	9-0
J. 1	nW	8-7 California (Rose Bowl)	10-0



**IN THE AIR** as Tech prepares to face Navy in 1944 are (l-r) Allen Bowen, Ed Holtsinger, Johnny McIntosh and Frank Broyles. The linemen are Deane Gaines, Bill Chambers, Phil Tinsley and Jim Daniel.

## 1929 • 3-6, 3-5 SC

**Captain: Harold Rusk**

Date	Result	Opponent	Record
O. 5	hW	27-13 Mississippi A&M	1-0
O. 12	hL	7-18 North Carolina	1-1
O. 19	hW	19-6 Florida	2-1
O. 26	aL	14-20 Tulane	2-2
N. 2	hL	6-26 Notre Dame	2-3
N. 9	aL	7-23 Vanderbilt	2-4
N. 16	hL	0-14 Alabama	2-5
N. 28	hW	19-6 Auburn (Thanksgiving)	3-5
D. 7	aL	6-12 Georgia	3-6

## 1930 • 2-6-1, 2-4-1 SC

**Captain: Earl Dunlap**

Date	Result	Opponent	Record
O. 4	hW	45-0 South Carolina	1-0
O. 11	aL	0-31 Carnegie Tech	1-1
O. 18	hW	14-12 Auburn	2-1
O. 25	hL	0-28 Tulane	2-2
N. 1	aT	6-6 North Carolina	2-2-1
N. 8	hL	0-6 Vanderbilt	2-3-1
N. 15	aL	7-34 Pennsylvania	2-4-1
N. 27	hL	7-55 Florida (Thanksgiving)	2-5-1
D. 6	hL	0-13 Georgia	2-6-1

## 1931 • 2-7-1, 2-4-1 SC

**Captain: H.C. Neblett**

Date	Result	Opponent	Record
O. 3	hW	25-13 South Carolina	1-0
O. 10	hL	0-13 Carnegie Tech	1-1
O. 17	hL	0-13 Auburn	1-2
O. 24	aL	0-33 Tulane	1-3
O. 31	hL	7-49 Vanderbilt	1-4
N. 7	aT	19-19 North Carolina	1-4-1
N. 14	aL	12-13 Pennsylvania	1-5-1
N. 21	hW	23-0 Florida	2-5-1
N. 28	aL	6-35 Georgia	2-6-1
D. 26	hL	6-21 California	2-7-1

# SCORES

## 1932 • 4-5-1, 4-4-1 SC

**Captain: H.C. Neblett**

Date	Result	Opponent	Record
O. 1	hW	32-14 Clemson	1-0
O. 8	hL	6-12 Kentucky	1-1
O. 15	hL	0-6 Auburn	1-2
O. 22	aW	43-14 North Carolina	2-2
O. 29	aL	0-12 Vanderbilt	2-3
N. 5	hL	14-20 Tulane	2-4
N. 12	hW	6-0 Alabama	3-4
N. 19	aW	6-0 Florida	4-4
N. 26	hT	0-0 Georgia	4-4-1
D. 17	aL	7-27 California	4-5-1

## 1933 • 5-5-5, 2-5 SEC

**Captains: E.E. Laws, R.H. Tharpe**

Date	Result	Opponent	Record
S. 30	hW	39-2 Clemson	1-0
O. 7	aL	6-7 Kentucky	1-1
O. 14	hW	16-6 Auburn	2-1
O. 21	hL	0-7 Tulane	2-2
O. 28	aW	10-6 North Carolina	3-2
N. 4	hL	6-9 Vanderbilt	3-3
N. 11	hW	19-7 Florida	4-3
N. 18	hL	9-12 Alabama	4-4
N. 25	hL	6-7 Georgia	4-5
D. 2	hW	6-0 Duke	5-5

## 1934 • 1-9, 0-6 SEC

**Captain: Jack Phillips**

Date	Result	Opponent	Record
S. 29	hW	12-7 Clemson	1-0
O. 6	hL	12-27 Vanderbilt	1-1
O. 13	aL	0-20 Duke	1-2
O. 20	aL	2-9 Michigan	1-3
O. 27	aL	12-20 Tulane	1-4
N. 3	hL	0-26 North Carolina	1-5
N. 10	hL	6-18 Auburn	1-6
N. 17	hL	0-40 Alabama	1-7
N. 24	aL	12-13 Florida	1-8
D. 1	aL	0-7 Georgia	1-9

## 1935 • 5-5-5, 3-4 SEC

**Captain: R.W. Eubanks**

Date	Result	Opponent	Record
S. 28	hW	33-0 Presbyterian	1-0
O. 5	hW	32-0 Sewanee	2-0
O. 12	aL	6-25 Kentucky	2-1
O. 19	hW	6-0 Duke	3-1
O. 26	aL	0-19 North Carolina	3-2
N. 2	hL	13-14 Vanderbilt	3-3
N. 9	hL	7-33 Auburn	3-4
N. 16	aL	7-38 Alabama (@Birmingham)	3-5
N. 23	hW	39-6 Florida	4-5
N. 30	hW	19-7 Georgia	5-5

NOTE: The Associated Press began its college football poll in 1936. The numbers in parentheses indicate Georgia Tech's rank on the left and the opponent's rank on the right at the time of the game.



**HALL OF FAME** member Bobby Davis (far left) makes a tackle in Georgia Tech's 7-0 win over Duke in 1947.

## 1936 • 5-5-1, 3-3-1 SEC

**Captain: J.W. FitzSimmons**

Date	Result	Opponent	GT	Opp	Record
S. 26	hW	55-0 Presbyterian (First night game)			1-0
O. 3	hW	58-0 Sewanee			2-0
O. 10	hW	34-0 Kentucky			3-0
O. 17	aL	6-19 Duke			3-1
O. 24	aT	0-0 Vanderbilt			3-1-1
O. 31	hL	13-14 Clemson			3-2-1
N. 7	hL	12-13 Auburn	20		3-3-1
N. 14	hL	16-20 Alabama	4		3-4-1
N. 21	hW	38-14 Florida			4-4-1
N. 28	aL	6-16 Georgia			4-5-1
D. 26	hW	13-7 California			5-5-1

## 1937 • 6-3-1, 3-2-1 SEC

**Captain: Fletcher Sims**

Date	Result	Opponent	GT	Opp	Record
S. 24	hW	59-0 Presbyterian			1-0
O. 2	hW	28-0 Mercer			2-0
O. 9	aW	32-0 Kentucky			3-0
O. 16	hL	19-20 Duke		*10	3-1
O. 23	hL	0-21 Auburn		20	3-2
O. 30	hW	14-0 Vanderbilt			4-2
N. 6	hW	7-0 Clemson			5-2
N. 13	aL	0-7 Alabama (@Birmingham)		3	5-3
N. 20	aW	12-0 Florida			6-3
N. 27	hT	6-6 Georgia			6-3-1

\* Ranking in first poll released Oct. 18

## 1938 • 3-4-3, 2-1-3 SEC

**Captain: Jack Chivington**

Date	Result	Opponent	GT	Opp	Record
O. 1	hW	19-0 Mercer			1-0
O. 8	hL	6-14 Notre Dame		*5	1-1
O. 15	aL	0-6 Duke		*9	1-2
O. 22	hW	7-6 Auburn			2-2
O. 29	aL	7-13 Vanderbilt			2-3
N. 5	hW	19-18 Kentucky			3-3
N. 12	hT	14-14 Alabama	16		3-3-1
N. 19	hT	0-0 Florida			3-3-2
N. 26	aT	0-0 Georgia			3-3-3
D. 26	aL	0-13 California			3-4-3

\* Ranking in first poll released Oct. 17



# SCORES

## 1939 • 8-2, 6-0 SEC

### SEC Co-Champions

**Captain: R.W. Murphy**

Date	Result	Opponent .....	GT .....	Opp .....	Record
O. 7	aL	14-17 Notre Dame .....		*2 .....	0-1
O. 14	hW	35-0 Howard (Ala.) .....			1-1
O. 21	hW	14-6 Vanderbilt .....			2-1
O. 28	hW	7-6 Auburn .....			3-1
N. 4	hL	6-7 Duke .....		12 .....	3-2
N. 11	hW	13-6 Kentucky .....		18 .....	4-2
N. 18	aW	6-0 Alabama (@Birmingham) .....			5-2
N. 25	aW	21-7 Florida .....		19 .....	6-2
D. 2	hW	13-0 Georgia .....			7-2
J. 1	nW	21-7 Missouri (Orange Bowl) .....	16 .....	6 .....	8-2

\* Ranking in first poll released Oct. 16

## 1940 • 3-7, 1-5 SEC

**Captain: N.W. Cavette**

Date	Result	Opponent .....	GT .....	Opp .....	Record
O. 5	hW	27-0 Howard (Ala.) .....			1-0
O. 12	aL	20-26 Notre Dame .....		*6 .....	1-1
O. 19	hW	19-0 Vanderbilt .....			2-1
O. 26	hL	7-16 Auburn .....			2-2
N. 2	aL	7-41 Duke .....		18 .....	2-3
N. 9	aL	7-26 Kentucky (@Louisville) .....			2-4
N. 16	hL	13-14 Alabama .....		14 .....	2-5
N. 23	hL	7-16 Florida .....			2-6
N. 30	aL	19-21 Georgia .....			2-7
D. 28	hW	13-0 California .....			3-7

\* Ranking in first poll released Oct. 14

## 1941 • 3-6, 2-4 SEC

**Captain: C.R. Sanders**

Date	Result	Opponent .....	GT .....	Opp .....	Record
O. 4	hW	20-0 Chattanooga .....			1-0
O. 11	hL	0-20 Notre Dame .....		*8 .....	1-1
O. 18	aL	7-14 Vanderbilt .....		18 .....	1-2
O. 25	hW	28-14 Auburn .....			2-2
N. 1	hL	0-14 Duke .....		4 .....	2-3
N. 8	hW	20-13 Kentucky .....			3-3
N. 15	aL	0-20 Alabama (@Birmingham) .....		9 .....	3-4
N. 22	aL	7-14 Florida .....			3-5
N. 29	hL	0-21 Georgia .....		20 .....	3-5

\* Ranking in first poll released Oct. 13

## 1942 • 9-2, 4-1 SEC

**Captain: Jack Marshall**

Date	Result	Opponent .....	GT .....	Opp .....	Record
S. 26	hW	15-0 Auburn .....	*6 .....	4 .....	1-0
O. 3	aW	13-6 Notre Dame .....		*6 .....	2-0
O. 10	hW	30-6 Chattanooga .....		*6 .....	3-0
O. 17	hW	33-0 Davidson .....		6 .....	4-0
O. 24	aW	21-0 Navy .....		6 .....	5-0
O. 31	aW	26-7 Duke .....		5 .....	6-0
N. 7	hW	47-7 Kentucky .....		3 .....	7-0
N. 14	hW	7-0 Alabama .....		2 .....	8-0
N. 21	hW	20-7 Florida .....		2 .....	9-0
N. 28	aL	0-34 Georgia .....		2 .....	9-1
J. 1	nL	7-14 Texas (Cotton Bowl) .....	5 .....	11 .....	9-2

\* Ranking in first poll released Oct. 12



**WATCHFUL EYE:** Georgia Tech head coach Bobby Dodd watches his squad run through drills at Grant Field.

## 1943 • 8-3, 3-0 SEC

### SEC Champions

**Captains: George Manning, John Steber**

Date	Result	Opponent .....	GT .....	Opp .....	Record
S. 25	hW	20-7 North Carolina .....			1-0
O. 2	aL	13-55 Notre Dame .....		*1 .....	1-1
O. 9	hW	35-7 Ga. Navy Pre-Flight .....			2-1
O. 16	hW	27-0 Ft. Benning .....			3-1
O. 23	nL	14-28 Navy (@Baltimore, Md.) .....		3 .....	3-2
O. 30	hL	7-14 Duke .....		8 .....	3-3
N. 6	hW	42-7 LSU .....		20 .....	4-3
N. 13	aW	33-0 Tulane .....		19 .....	5-3
N. 20	hW	41-6 Clemson .....		15 .....	6-3
N. 27	hW	48-0 Georgia .....		14 .....	7-3
J. 1	nW	20-18 Tulsa (Sugar Bowl) .....	13 .....	15 .....	8-3

\* Ranking in first poll released Oct. 4

## 1944 • 8-3, 4-0 SEC

### SEC Champions

**Captain: Phillip Tinsley**

Date	Result	Opponent .....	GT .....	Opp .....	Record
S. 30	hW	51-0 Clemson .....		*10 .....	1-0
O. 7	hW	28-0 North Carolina .....		*10 .....	2-0
O. 14	hW	27-0 Auburn .....		10 .....	3-0
O. 21	hW	17-15 Navy .....		8 .....	4-0
O. 27	hW	13-7 Ga. Navy Pre-Flight .....		5 .....	5-0
N. 4	aL	13-19 Duke .....		5 .....	5-1
N. 11	hW	34-7 Tulane .....		13 .....	6-1
N. 18	aW	14-6 LSU .....		9 .....	7-1
N. 25	hL	0-21 Notre Dame .....		10 .....	7-2
D. 2	hW	44-0 Georgia .....			8-2
J. 1	nL	12-26 Tulsa (Orange Bowl) .....	13 .....		8-3

\* Ranking in first poll released Oct. 9

# SCORES



## BOBBY DODD Tennessee 1931

**Record:**  
**165-64-8 · .713**  
**1945-1966 · 22 yrs**

### 1945 · 4-6, 2-2 SEC

**Captain: Paul Duke**

Date	Result	Opponent	GT	Opp	Record
S. 29	aW	North Carolina			1-0
O. 6	hL	Notre Dame		*3	1-1
O. 13	hW	Howard (Ala.)			2-1
O. 20	nL	Navy (@Baltimore, Md.)		2	2-2
O. 27	hW	Auburn			3-2
N. 3	hL	Duke		18	3-3
N. 10	aW	Tulane			4-3
N. 17	hL	LSU			4-4
N. 24	hL	Clemson			4-5
D. 1	hL	Georgia			4-6

\* Ranking in first poll released Oct. 8

### 1946 · 9-2, 4-2 SEC

**Captain: R.T. Davis**

Date	Result	Opponent	GT	Opp	Record
S. 28	aL	Tennessee		*8	0-1
O. 5	hW	VMI			1-1
O. 12	hW	Mississippi			2-1
O. 19	aW	LSU		12	3-1
O. 26	hW	Auburn		15	4-1
N. 2	aW	Duke		16	5-1
N. 9	hW	Navy		8	6-1
N. 16	hW	Tulane		7	7-1
N. 23	hW	Furman		6	8-1
N. 30	aL	Georgia		7	8-2
J. 1	nW	St. Mary's (Oil Bowl)		11	9-2

\* Ranking in first poll released Oct. 7

### 1947 · 10-1, 4-1 SEC

**Captains: Bill Healy, Rollo Phillips**

Date	Result	Opponent	GT	Opp	Record
S. 27	hW	Tennessee		*4	1-0
O. 4	aW	Tulane		*4	2-0
O. 11	hW	VMI		4	3-0
O. 18	hW	Auburn		5	4-0
O. 25	hW	The Citadel		7	5-0
N. 1	hW	Duke		6	6-0
N. 8	nW	Navy (@Baltimore, Md.)		6	7-0
N. 15	aL	Alabama (@Birmingham)		6	7-1
N. 22	hW	Furman		10	8-1
N. 29	hW	Georgia		9	9-1
J. 1	nW	Kansas (Orange Bowl)		10	10-1

\* Ranking in first poll released Oct. 6

### 1948 · 7-3, 4-3 SEC

**Captains: George Brodnax, Jim Castleberry**

Date	Result	Opponent	GT	Opp	Record
S. 25	aW	Vanderbilt		*6	1-0
O. 2	hW	Tulane		*6	2-0
O. 9	hW	Washington & Lee		*6	3-0
O. 16	hW	Auburn		7	4-0
O. 23	hW	Florida		6	5-0
O. 30	aW	Duke		6	6-0
N. 6	hL	Tennessee		6	6-1
N. 13	hL	Alabama		11	6-2
N. 20	hW	The Citadel		20	7-2
N. 27	aL	Georgia		12	7-3

\* Ranking in first poll released Oct. 4

### 1949 · 7-3, 5-2 SEC

**Captain: Tom Coleman**

Date	Result	Opponent	GT	Opp	Rec	Att
S. 24	hW	Vanderbilt			1-0	39,000
O. 1	aL	Tulane		*4	1-1	55,000
O. 8	hW	Washington & Lee			2-1	25,000
O. 15	hW	Auburn			3-1	33,000
O. 22	aW	Florida			4-1	27,000
O. 29	hL	Duke			4-2	38,000
N. 5	hW	Tennessee		14	5-2	NA
N. 12	aL	Alabama (@Birmingham)			5-3	43,000
N. 19	hW	South Carolina			6-3	20,000
N. 26	hW	Georgia			7-3	40,000

\* Ranking in first poll released Oct. 3

### 1950 · 5-6, 4-2 SEC

**Captain: Bob Bossons**

Date	Result	Opponent	GT	Opp	Rec	Att
S. 23	aL	SMU		10*	0-1	NA
S. 30	hL	South Carolina			0-2	25,000
O. 7	hW	Florida			1-2	25,000
O. 14	aW	LSU			2-2	42,000
O. 21	hW	Auburn			3-2	30,000
O. 28	hL	Kentucky		4	3-3	35,000
N. 4	aL	Duke			3-4	30,000
N. 11	hL	VMI			3-5	22,000
N. 18	hL	Alabama			3-6	38,000
N. 25	hW	Davidson			4-6	20,000
D. 2	aW	Georgia			5-6	50,000

\* Preseason poll



**HALFBACK BILL TEAS** scores the winning touchdown on this 48-yard punt return against Duke at Grant Field in 1953.

# SCORES

## 1951 • 11-0-1, 7-0 SEC

### SEC Champions

**Captain: Lamar Wheat**

Date	Result	Opponent	GT	Opp	Rec	Att
S. 22	hW	21-7 SMU			1-0	33,000
S. 29	aW	27-0 Florida			2-0	39,000
O. 6	aW	13-7 Kentucky	11	17	3-0	35,000
O. 13	hW	25-7 LSU	8		4-0	30,000
O. 20	hW	27-7 Auburn	5		5-0	31,000
O. 27	aW	8-7 Vanderbilt	3		6-0	26,000
N. 3	hT	14-14 Duke	5		6-0-1	36,000
N. 10	hW	34-7 VMI	8		7-0-1	21,000
N. 17	aW	27-7 Alabama (@Birmingham)	7		8-0-1	35,000
N. 24	hW	34-7 Davidson	7		9-0-1	18,000
D. 1	hW	48-6 Georgia	6		10-0-1	40,000
J. 1	nW	17-14 #Baylor (Orange Bowl)	5	9	11-0-1	65,837

## 1952 • 12-0, 6-0 SEC

### Co-National Champions (INS)

### SEC Champions

**Captains: George Morris, Hal Miller**

Date	Result	Opponent	GT	Opp	Rec	Att
S. 20	hW	54-6 The Citadel	*3		1-0	22,000
S. 27	hW	17-14 Florida	*3		2-0	30,939
O. 4	aW	20-7 SMU	6		3-0	41,000
O. 11	hW	14-0 Tulane	5		4-0	27,913
O. 18	hW	33-0 Auburn	4		5-0	34,689
O. 25	hW	30-0 Vanderbilt	5		6-0	35,373
N. 1	aW	28-7 Duke	4	6	7-0	40,000
N. 8	hW	45-6 Army	3		8-0	40,000
N. 15	hW	7-3 #Alabama	2	12	9-0	38,063
N. 22	hW	30-0 Florida State	2		10-0	25,000
N. 29	aW	23-9 Georgia	3		11-0	50,000
J. 1	nW	24-7 #Mississippi (Sugar Bowl)	2	7	12-0	80,187

\* Preseason poll

## 1953 • 9-2-1, 4-1-1 SEC

**Captains: Sam Hensley, Ed Gossage, Orville Vereen**

Date	Result	Opponent	GT	Opp	Rec	Att
S. 19	hW	53-0 Davidson	*3		1-0	22,000
S. 26	aT	0-0 Florida	*3	15	1-0-1	41,000
O. 3	hW	6-4 SMU	9		2-0-1	37,000
O. 10	aW	27-13 Tulane	10		3-0-1	30,000
O. 17	hW	36-6 Auburn	6	19	4-0-1	39,500
O. 24	aL	14-27 Notre Dame	4	1	4-1-1	58,254
O. 31	aW	43-0 Vanderbilt	8		5-1-1	24,000
N. 7	hW	20-7 Clemson	6		6-1-1	35,000
N. 14	aL	6-13 Alabama (@Birmingham)	5		6-2-1	42,500
N. 21	hW	13-10 Duke	12	15	7-2-1	40,000
N. 28	hW	28-12 Georgia	10		8-2-1	41,000
J. 1	nW	42-19 #West Virginia (Sugar Bowl)	8	10	9-2-1	70,500

\* Preseason poll

### # Denotes Television

Georgia Tech made its first television appearance on Jan. 1, 1952 in the Orange Bowl against Baylor. A complete list of Tech's televised games with network appears on pages 328-329.

## 1954 • 8-3, 6-2 SEC

**Captain: Larry Morris**

Date	Result	Opponent	GT	Opp	Rec	Att
S. 18	hW	28-0 Tulane	*7		1-0	28,000
S. 25	hL	12-13 Florida	5		1-1	30,000
O. 2	aW	10-7 SMU			2-1	34,000
O. 9	hW	30-20 LSU			3-1	28,000
O. 16	hW	14-7 Auburn	19		4-1	40,000
O. 23	hL	6-13 Kentucky	15		4-2	34,000
O. 30	aL	20-21 Duke		16	4-3	33,000
N. 6	hW	28-7 Tennessee			5-3	40,000
N. 13	hW	20-0 #Alabama			6-3	40,000
N. 27	aW	7-3 Georgia			7-3	50,000
J. 1	nW	14-6 #Arkansas (Cotton Bowl)		10	8-3	75,500

\* Preseason poll

## 1955 • 9-1-1, 4-1-1 SEC

**Captain: Jimmy Morris**

Date	Result	Opponent	GT	Opp	Rec	Att
S. 17	hW	14-6 #Miami (Fla.)	*10		1-0	39,500
S. 24	aW	14-7 Florida	2	19	2-0	40,000
O. 1	hW	20-7 SMU	3		3-0	34,000
O. 8	aW	7-0 LSU	4		4-0	60,000
O. 15	hL	12-14 Auburn	5	17	4-1	40,000
O. 22	hW	34-0 Florida State	13		5-1	30,000
O. 29	hW	27-0 Duke	12	17	6-1	40,000
N. 5	aT	7-7 Tennessee	8		6-1-1	50,000
N. 12	aW	26-2 Alabama (@Birmingham)	11		7-1-1	38,000
N. 26	hW	21-3 Georgia	9		8-1-1	40,000
J. 2	nW	7-0 #Pittsburgh (Sugar Bowl)	7	11	9-1-1	80,174

\* Preseason poll

## 1956 • 10-1, 7-1 SEC

**Captains: Wade Mitchell, George Volkert**

Date	Result	Opponent	GT	Opp	Rec	Att
S. 22	aW	14-6 #Kentucky	*4		1-0	30,000
S. 29	aW	9-7 SMU	2	5	2-0	46,000
O. 13	hW	39-7 LSU	3		3-0	39,500
O. 20	hW	28-7 Auburn	3		4-0	40,000
O. 27	hW	40-0 Tulane	3	15	5-0	40,000
N. 3	aW	7-0 Duke	2		6-0	38,000
N. 10	hL	0-6 Tennessee	2	3	6-1	40,000
N. 17	hW	27-0 Alabama	4		7-1	38,500
N. 24	aW	28-0 Florida	5	13	8-1	37,000
D. 1	aW	35-0 Georgia	4		9-1	50,000
D. 29	nW	21-14 #Pittsburgh (Gator Bowl)	4	13	10-1	37,683

\* Preseason poll

## 1957 • 4-4-2, 3-4-1 SEC

**Captain: Don Stephenson**

Date	Result	Opponent	GT	Opp	Rec	Att
S. 21	hW	13-0 Kentucky	*11	20	1-0	40,000
S. 28	hT	0-0 SMU	3	15	1-0-1	39,000
O. 12	aL	13-20 LSU	17		1-1-1	62,500
O. 19	hL	0-3 Auburn		9	1-2-1	40,000
O. 26	aW	20-13 Tulane			2-2-1	25,000
N. 2	hW	13-0 Duke		7	3-2-1	40,000
N. 9	aL	6-21 Tennessee	18	9	3-3-1	45,500
N. 16	aW	10-7 Alabama (@Birmingham)			4-3-1	30,000
N. 23	hT	0-0 Florida			4-3-2	40,000
N. 30	hL	0-7 Georgia			4-4-2	40,000

\* Preseason poll



# SCORES

## 1958 • 5-4-1, 2-3-1 SEC

**Captain: Foster Watkins**

Date	Result	Opponent	GT	Opp	Rec	Att
S. 20	aL 0-13	Kentucky			0-1	30,000
S. 26	hW 17-3	Florida State			1-1	40,391
O. 4	hW 14-0	Tulane			2-1	38,000
O. 11	hW 21-7	Tennessee			3-1	44,726
O. 18	hT 7-7	Auburn	2		3-1-1	44,726
O. 25	aL 0-20	SMU	17		3-2-1	27,000
N. 1	aW 10-8	Duke			4-2-1	30,000
N. 8	hW 13-0	Clemson		17	5-2-1	44,726
N. 15	hL 8-17	Alabama	20		5-3-1	44,726
N. 29	aL 3-16	Georgia			5-4-1	50,000

## 1959 • 6-5, 3-3 SEC

**Captain: Maxie Baughan**

Date	Result	Opponent	GT	Opp	Rec	Att
S. 19	aW 14-12	Kentucky			1-0	35,000
S. 26	hW 16-12	SMU	16	6	2-0	43,000
O. 3	hW 16-6	Clemson	7	6	3-0	44,174
O. 10	aW 14-7	Tennessee	3	8	4-0	45,021
O. 17	hL 6-7	Auburn	4	11	4-1	44,174
O. 24	aW 21-13	Tulane	9		5-1	30,000
O. 31	hL 7-10	Duke	9		5-2	44,174
N. 7	aW 14-10	Notre Dame	19		6-2	58,575
N. 14	aL 7-9	Alabama (@Birmingham)	15		6-3	43,500
N. 28	hL 14-21	Georgia		6	6-4	44,174
J. 2	nL 7-14	#Arkansas (Gator Bowl)		9	6-5	45,104

## 1960 • 5-5, 4-4 SEC

**Captain: Gerald Burch**

Date	Result	Opponent	GT	Opp	Rec	Att
S. 17	hW 23-13	Kentucky			1-0	40,594
S. 24	aW 16-13	Rice		13	2-0	35,000
O. 1	aL 17-18	Florida		10	2-1	39,000
O. 8	hW 6-2	LSU			3-1	44,176
O. 15	nL 7-9	Auburn (@Birmingham)	19		3-2	44,000
O. 22	hW 14-6	Tulane			4-2	43,608
O. 29	aL 0-6	Duke		15	4-3	40,000
N. 5	hW 14-7	Tennessee		8	5-3	45,072
N. 12	hL 15-16	Alabama			5-4	44,006
N. 26	aL 6-7	Georgia			5-5	55,000

**NOTE:** From 1961-1967, the AP poll ranked only 10 teams

## 1961 • 7-4, 4-3 SEC

**Captains: Chick Graning, Willie McGaughey, Billy Williamson**

Date	Result	Opponent	GT	Opp	Rec	Att
S. 22	aW 27-7	Southern Cal		9	1-0	39,590
S. 30	hW 24-0	Rice			2-0	43,501
O. 7	aL 0-10	LSU	3		2-1	66,000
O. 14	hW 21-0	Duke			3-1	44,015
O. 21	hW 7-6	Auburn	8		4-1	45,376
O. 28	aW 35-0	Tulane		9	5-1	18,000
N. 4	hW 20-0	Florida		7	6-1	44,940
N. 11	aL 6-10	Tennessee		9	6-2	46,000
N. 18	aL 0-10	Alabama (@Birmingham)		2	6-3	53,000
D. 2	hW 22-7	Georgia			7-3	47,098
D. 30	nL 15-30	#Penn State (Gator Bowl)	13	17	7-4	50,202



**KIM KING** was named National Player of the Week by Sports Illustrated after Tech's win over eighth-ranked Tennessee in 1966.

## 1962 • 7-3-1, 5-2 SEC

**Captain: Tom Winingder**

Date	Result	Opponent	GT	Opp	Rec	Att
S. 22	hW 26-9	Clemson			1-0	51,140
S. 29	aW 17-0	Florida	8		2-0	44,500
O. 6	hL 7-10	#LSU	5		2-1	49,744
O. 13	hW 17-0	Tennessee		11	3-1	52,223
O. 20	aL 14-17	Auburn (@Birmingham)			3-2	56,319
O. 27	hW 42-12	Tulane			4-2	46,370
N. 3	aW 20-9	Duke			5-2	44,000
N. 10	hT 14-14	Florida State			5-2-1	43,802
N. 17	hW 7-6	Alabama		1	6-2-1	52,971
D. 1	aW 37-6	Georgia			7-2-1	55,000
D. 22	nL 10-14	#Missouri (Bluebonnet Bowl)			7-3-1	55,000

## 1963 • 7-3, 4-3 SEC

**Captain: Billy Lothridge**

Date	Result	Opponent	GT	Opp	Rec	Att
S. 14	hW 9-0	#Florida			1-0	43,000
S. 28	hW 27-0	Clemson	9		2-0	33,916
O. 5	aL 6-7	LSU		7	2-1	68,000
O. 12	aW 23-7	Tennessee			3-1	51,527
O. 19	hL 21-29	Auburn		8	3-2	53,091
O. 26	aW 17-3	Tulane			4-2	15,000
N. 2	hW 30-6	Duke			5-2	52,266
N. 9	hW 15-7	Florida State			6-2	49,804
N. 16	aL 11-27	Alabama (@Birmingham)		7	6-3	54,000
N. 30	hW 14-3	Georgia			7-3	53,052

## 1964 • 7-3

**Captains: Bill Curry, Johnny Gresham**

Date	Result	Opponent	GT	Opp	Rec	Att
S. 19	hW 14-2	Vanderbilt			1-0	44,288
S. 26	hW 20-0	Miami (Fla.)			2-0	44,115
O. 3	hW 14-7	Clemson			3-0	46,571
O. 9	nW 17-0	Navy (@Jacksonville, Fla.)			4-0	40,000
O. 17	nW 7-3	Auburn (@Birmingham)			5-0	57,000
O. 24	hW 7-6	Tulane			6-0	45,129
O. 31	aW 21-8	Duke	8		7-0	45,000
N. 7	hL 14-22	Tennessee	7		7-1	50,763
N. 14	hL 7-24	Alabama	10	2	7-2	53,505
N. 28	aL 0-7	Georgia			7-3	52,000

# SCORES

## 1965 • 7-3-1

**Captains: John Battle, Tommy Bleick**

Date	Result	Opponent	GT	Opp	Rec	Att
S. 18	aT 10-10	Vanderbilt			0-0-1	22,275
S. 25	hL 10-14	Texas A&M			0-1-1	45,843
O. 2	hW 38-6	Clemson			1-1-1	46,736
O. 9	aW 13-10	Tulane			2-1-1	35,000
O. 16	hW 23-14	Auburn			3-1-1	50,164
O. 23	hW 37-16	Navy			4-1-1	49,793
O. 30	hW 35-23	Duke			5-1-1	46,981
N. 6	aL 7-21	Tennessee			5-2-1	52,174
N. 13	hW 42-19	Virginia			6-2-1	40,094
N. 27	hL 7-17	Georgia			6-3-1	52,013
J. 1	nW 31-21	#Texas Tech (Gator Bowl)	10		7-3-1	60,127

## 1966 • 9-2

**Captains: Jim Breland, Bill Moorer, Billy Schroer, Sammy Burke**

Date	Result	Opponent	GT	Opp	Rec	Att
S. 17	hW 38-3	Texas A&M			1-0	36,215
S. 24	hW 42-0	Vanderbilt			2-0	42,260
O. 1	hW 13-12	Clemson	9		3-0	44,735
O. 8	hW 6-3	#Tennessee	9	8	4-0	52,180
O. 15	aW 17-3	Auburn (@Birmingham)	7		5-0	54,000
O. 22	hW 35-17	Tulane	6		6-0	44,355
O. 29	aW 48-7	Duke	6		7-0	42,000
N. 5	hW 14-13	Virginia	5		8-0	42,126
N. 12	hW 21-0	Penn State	5		9-0	50,172
N. 26	aL 14-23	Georgia	5	7	9-1	48,782
J. 2	nL 12-27	#Florida (Orange Bowl)	8		9-2	72,426

## 1968 • 4-6

**Captains: Bill Kinard, Joel Stevenson**

Date	Result	Opponent	GT	Opp	Rec	Att
S. 21	hW 17-7	Texas Christian			1-0	43,273
S. 28	hL 7-10	Miami (Fla.)	15		1-1	44,774
O. 5	hW 24-21	Clemson			2-1	56,116
O. 12	hL 7-24	Tennessee	10		2-2	60,011
O. 19	aW 21-20	Auburn (@Birmingham)			3-2	50,000
O. 26	hW 23-19	Tulane			4-2	47,481
N. 2	aL 30-46	Duke			4-3	25,000
N. 9	hL 15-35	Navy			4-4	31,624
N. 16	aL 6-34	Notre Dame	9		4-5	50,075
N. 30	aL 8-47	Georgia	4		4-6	59,537

## 1969 • 4-6

**Captains: Gene Spiotta, Renso Perdoni**

Date	Result	Opponent	GT	Opp	Rec	Att
S. 20	hW 24-21	SMU			1-0	46,624
S. 27	hW 17-10	Baylor			2-0	37,776
O. 4	hL 10-21	Clemson			2-1	50,224
O. 11	aL 8-26	Tennessee	10		2-2	63,171
O. 18	hL 14-17	Auburn	15		2-3	59,464
O. 25	aL 18-29	Southern Cal	7		2-4	53,341
N. 1	hW 20-7	Duke			3-4	41,113
N. 8	aL 7-14	Tulane			3-5	19,450
N. 15	hL 20-38	#Notre Dame	9		3-6	41,104
N. 29	hW 6-0	Georgia			4-6	60,106

## 1970 • 9-3


**Captains: Jack Williams, Renso Perdoni**

Date	Result	Opponent	GT	Opp	Rec	Att
S. 12	hW 23-20	South Carolina	17		1-0	51,206
S. 19	hW 23-13	Florida State			2-0	50,324
S. 26	hW 31-21	Miami	19		3-0	44,246
O. 3	hW 28-7	Clemson	15		4-0	50,113
O. 10	hL 6-17	Tennessee	13	20	4-1	59,624
O. 17	aL 7-31	Auburn	16	8	4-2	62,391
O. 24	hW 20-6	Tulane			5-2	32,129
O. 31	aW 24-16	Duke			6-2	32,650
N. 7	hW 30-8	Navy			7-2	50,105
N. 14	aL 7-10	Notre Dame	1		7-3	59,075
N. 28	aW 17-7	Georgia	16		8-3	59,803
D. 19	nW 17-9	#Texas Tech (Sun Bowl)	13	19	9-3	30,512

## 1971 • 6-6

**Captains: Brent Cunningham, Jeff Ford**

Date	Result	Opponent	GT	Opp	Rec	Att
S. 11	aL 7-24	South Carolina	17		0-1	54,842
S. 18	hW 10-0	Michigan State	18		1-1	50,646
S. 25	hL 13-16	Army			1-2	40,123
O. 2	hW 24-14	Clemson			2-2	50,239
O. 9	aL 6-10	Tennessee	13		2-3	63,671
O. 16	hL 14-31	Auburn	5		2-4	60,204
O. 23	aW 24-16	Tulane			3-4	50,248
O. 30	hW 21-0	Duke			4-4	49,886
N. 6	hW 34-21	Navy			5-4	44,821
N. 13	hW 12-6	Florida State			6-4	44,261
N. 25	hL 24-28	#Georgia (Thanksgiving)	7		6-5	60,124
D. 30	nL 18-41	#Mississippi (Peach Bowl)	17		6-6	36,771



## BUD CARSON

North Carolina 1952

**Record:**  
**27-27-0 • .500**  
**1967-1971 • 5 yrs**

## 1967 • 4-6

**Captains: Kim King, David Barber, Randall Edmunds**

Date	Result	Opponent	GT	Opp	Rec	Att
S. 23	aW 17-10	Vanderbilt			1-0	24,000
S. 30	hW 24-7	Texas Christian			2-0	55,299
O. 7	hW 10-0	Clemson			3-0	59,588
O. 14	aL 13-24	#Tennessee			3-1	55,119
O. 21	hL 10-28	Auburn			3-2	59,603
O. 28	aL 12-23	Tulane			3-3	29,643
N. 4	hW 19-7	Duke			4-3	50,103
N. 10	aL 7-49	Miami (Fla.)			4-4	48,267
N. 18	hL 3-36	Notre Dame	9		4-5	60,024
N. 25	hL 14-21	#Georgia			4-6	53,699

# SCORES



**BILL  
FULCHER**  
Georgia Tech 1957  
  
**Record:**  
**12-10-1 · .543**  
**1972-1973 · 2 yrs**



**PEPPER  
RODGERS**  
Georgia Tech 1955  
  
**Record:**  
**34-31-2 · .522**  
**1974-1979 · 6 yrs**

## 1972 · 7-4-1

**Captains: Brad Bourne, Rick Lantz**

Date	Result	Opponent	GT	Opp	Rec	Att
S. 9	hL 3-34	#Tennessee	15	0-1	52,112	
S. 16	hW 34-6	South Carolina		1-1	48,224	
S. 23	aW 21-16	Michigan State	18	2-1	44,141	
S. 30	hT 36-36	Rice		2-1-1	41,179	
O. 7	hW 31-9	Clemson		3-1-1	50,239	
O. 21	aL 14-24	Auburn	14	3-2-1	60,261	
O. 28	hW 21-7	Tulane		4-2-1	48,096	
N. 4	aL 14-20	Duke		4-3-1	37,300	
N. 11	hW 42-10	Boston College		5-3-1	36,114	
N. 18	hW 30-7	Navy		6-3-1	39,233	
D. 2	aL 7-27	Georgia		6-4-1	60,241	
D. 18	nW 31-30	#Iowa State (Liberty Bowl)		7-4-1	50,021	

## 1973 · 5-6

**Captains: Jim Owings, Steve Putnal**

Date	Result	Opponent	GT	Opp	Rec	Att
S. 15	aL 28-41	South Carolina		0-1	51,584	
S. 22	hL 6-23	Southern California	1	0-2	58,228	
S. 29	hW 29-21	Clemson		1-2	48,062	
O. 6	hW 14-10	Army		2-2	50,111	
O. 13	aL 14-20	Tennessee	8	2-3	70,616	
O. 20	hL 10-24	Auburn		2-4	59,123	
O. 27	aL 14-23	Tulane		2-5	66,826	
N. 3	hW 12-10	Duke		3-5	47,129	
N. 10	hW 36-7	VMI		4-5	38,112	
N. 17	nW 26-22	Navy (@Jacksonville)		5-5	26,235	
D. 1	hL 3-10	Georgia		5-6	60,316	



**BRENT CUNNINGHAM** helped Georgia Tech upset nationally-ranked Michigan State two years in a row (1971-72).

## 1974 · 6-5

**Captains: Billy Shields, Joe Harris, Randy Rhino**

Date	Result	Opponent	GT	Opp	Rec	Att
S. 9	hL 7-31	#Notre Dame (Monday)	2	0-1	44,228	
S. 14	hW 35-20	South Carolina		1-1	47,171	
S. 21	hL 17-27	Pittsburgh	15	1-2	37,361	
S. 28	aL 17-21	Clemson		1-3	42,000	
O. 5	hW 28-24	Virginia		2-3	26,371	
O. 12	hW 29-28	North Carolina		3-3	38,413	
O. 19	aL 22-31	Auburn	5	3-4	62,907	
O. 26	hW 27-7	#Tulane	18	4-4	48,623	
N. 2	aL 0-9	Duke		4-5	34,500	
N. 16	hW 22-0	Navy		5-5	41,132	
N. 30	aW 34-14	Georgia		6-5	47,500	

## 1975 · 7-4

**Captains: Mark Hunter, Rick Gibney, Steve Crawford**

Date	Result	Opponent	GT	Opp	Rec	Att
S. 13	aL 17-23	South Carolina		0-1	51,428	
S. 20	hW 38-23	Miami (Fla.)		1-1	32,334	
S. 27	hW 33-28	Clemson		2-1	46,212	
O. 4	hW 30-0	Florida State		3-1	35,261	
O. 11	hW 38-10	VMI		4-1	40,194	
O. 18	hL 27-31	Auburn		4-2	58,316	
O. 25	aW 23-0	Tulane		5-2	63,333	
N. 1	hW 21-6	Duke		6-2	44,116	
N. 8	aL 3-24	Notre Dame	12	6-3	59,075	
N. 15	hW 14-13	Navy		7-3	36,231	
N. 27	hL 26-42	#Georgia (Thanksgiving)	15	7-4	55,135	

## 1976 · 4-6-1

**Captains: Lucius Sanford, Leo Tierney, Tony Daykin**

Date	Result	Opponent	GT	Opp	Rec	Att
S. 11	hL 17-27	#South Carolina		0-1	38,923	
S. 18	hL 14-42	Pittsburgh	3	0-2	43,424	
S. 25	hT 24-24	Clemson		0-2-1	43,937	
O. 2	hW 35-14	Virginia		1-2-1	38,119	
O. 9	hL 7-42	Tennessee		1-3-1	55,631	
O. 16	aW 28-10	Auburn		2-3-1	63,876	
O. 23	hW 28-16	Tulane		3-3-1	31,214	
O. 30	aL 7-31	Duke		3-4-1	30,300	
N. 6	hW 23-14	Notre Dame	11	4-4-1	50,079	
N. 13	aL 28-34	Navy		4-5-1	20,010	
N. 27	aL 10-13	Georgia	4	4-6-1	60,500	



# SCORES

## 1977 • 6-5

**Captains:** Lucius Sanford, Randy Pass,  
Freeman Colbert, Lawton Hydrick

Date	Result	Opponent	GT	Opp	Rec	Att
S. 10	aL	0-17	South Carolina		0-1	55,934
S. 17	hW	10-6	Miami (Fla.)		1-1	31,916
S. 24	aL	14-31	Clemson		1-2	50,116
O. 1	hW	30-3	Air Force		2-2	30,067
O. 8	aW	24-8	Tennessee		3-2	82,631
O. 15	hW	38-21	Auburn		4-2	54,961
O. 22	aW	38-14	Tulane		5-2	28,345
O. 29	hL	24-25	Duke		5-3	47,131
N. 5	aL	14-69	Notre Dame	5	5-4	59,075
N. 12	aL	16-20	Navy		5-5	18,590
N. 26	hW	16-7	Georgia		6-5	60,104

## 1978 • 7-5

**Captains:** Eddie Lee Ivery, Donald Patterson,  
Jeff Shank, Mike Taylor

Date	Result	Opponent	GT	Opp	Rec	Att
S. 9	aL	10-28	Duke		0-1	27,865
S. 16	hL	22-34	California		0-2	26,577
S. 23	hW	27-17	Tulane		1-2	25,805
S. 30	hW	28-0	The Citadel		2-2	21,802
O. 7	hW	6-3	South Carolina		3-2	36,128
O. 14	hW	24-19	Miami (Fla.)		4-2	29,695
O. 21	aW	24-10	#Auburn		5-2	59,111
O. 28	hW	17-13	#Florida		6-2	44,866
N. 11	aW	42-21	Air Force		7-2	19,564
N. 18	hL	21-38	Notre Dame	20	10	54,526
D. 2	aL	28-29	#Georgia		11	59,700
D. 25	nL	21-41	Purdue (Peach Bowl)		7	20,277

## 1979 • 4-6-1

**Captain:** Tom Daniel

Date	Result	Opponent	GT	Opp	Rec	Att
S. 8	hL	6-30	#Alabama	2	0-1	57,621
S. 22	aT	7-7	Florida		0-1-1	60,313
S. 29	hW	33-7	William & Mary		1-1-1	28,511
O. 6	aL	13-21	Notre Dame	10	1-2-1	59,075
O. 13	aL	0-31	Tennessee		1-3-1	85,524
O. 20	hL	14-38	Auburn	14	1-4-1	54,236
O. 27	aL	7-12	Tulane		1-5-1	51,963
N. 3	hW	24-14	Duke		2-5-1	23,445
N. 10	hW	21-0	Air Force		3-5-1	30,113
N. 17	hW	24-14	Navy		4-5-1	24,318
D. 1	aL	3-16	#Georgia		4-6-1	48,781



**BILL  
CURRY**  
**Georgia Tech 1965**  
**Record:**  
**31-43-4 • .423**  
**1980-1986 • 7 yrs**

## 1980 • 1-9-1

**Captains:** Ben Utt, Duane Wood, Ken Taylor, Darrell Thomas

Date	Result	Opponent	GT	Opp	Rec	Att
S. 6	aL	3-26	Alabama (@Birmingham)	2	0-1	78,410
S. 20	hL	12-45	Florida		0-2	35,165
S. 27	hW	17-8	Memphis State		1-2	28,062
O. 4	aL	0-33	North Carolina	10	1-3	49,750
O. 11	hL	10-23	Tennessee		1-4	50,127
O. 18	aL	14-17	Auburn		1-5	57,950
O. 25	hL	14-31	Tulane		1-6	35,119
N. 1	aL	12-17	Duke		1-7	18,200
N. 8	hT	3-3	Notre Dame	1	1-7-1	41,226
N. 15	hL	8-19	Navy		1-8-1	17,631
N. 29	aL	20-38	Georgia	1	1-9-1	62,800

## 1981 • 1-10

**Captains:** David Lutz, Lance Skelton, Mark Bradley,  
Ken Carney

Date	Result	Opponent	GT	Opp	Rec	Att
S. 12	aW	24-21	#Alabama (@Birmingham)	4	1-0	78,865
S. 19	aL	6-27	Florida		1-1	63,876
S. 26	hL	15-28	Memphis State		1-2	32,463
O. 3	hL	7-28	North Carolina	6	1-3	39,263
O. 10	aL	7-10	Tennessee		1-4	94,478
O. 17	hL	7-31	Auburn		1-5	50,263
O. 24	aL	10-27	Tulane		1-6	37,431
O. 31	hL	24-38	Duke		1-7	30,232
N. 7	aL	3-35	Notre Dame		1-8	59,075
N. 14	hL	14-20	Navy		1-9	20,129
N. 28	hL	7-44	#Georgia	3	1-10	58,623

## 1982 • 6-5

**Captains:** David Lutz, Sammy Brown, Kevin Brownlee

Date	Result	Opponent	GT	Opp	Rec	Att
S. 11	hL	7-45	Alabama	4	0-1	57,126
S. 18	hW	36-7	The Citadel		1-1	24,463
S. 25	aW	24-20	Memphis State		2-1	15,061
O. 2	aL	0-41	North Carolina	12	2-2	49,500
O. 9	aW	19-13	Tulane		3-2	34,321
O. 16	aL	0-24	Auburn		3-3	57,000
O. 23	hW	31-21	#Tennessee		4-3	43,182
O. 30	hL	21-38	Duke		4-4	36,562
N. 6	hW	38-32	Virginia		5-4	22,103
N. 13	aW	45-7	Wake Forest		6-4	19,257
N. 27	aL	18-38	Georgia	1	6-5	82,122

**DAVID SIMS**, carrying the ball against Auburn, was the first Georgia Tech running back to gain over 2,000 yards.

# SCORES

## 1983 • 3-8, 3-2 ACC (3rd)

**Captains:** Rob Horton, Dean Waters, Ron Rice

Date	Result	Opponent	GT	Opp	Rec	Att
S. 10	aL 7-20	Alabama (@Birmingham)	14	0-1	77,143	
S. 17	hL 14-17	Furman	0-2	24,311		
S. 24	aL 14-41	#Clemson	0-3	73,000		
O. 1	hL 21-38	North Carolina	5	0-4	34,000	
O. 8	aW 20-10	NC State	1-4	40,800		
O. 15	hL 13-31	Auburn	5	1-5	55,112	
O. 22	aL 3-37	Tennessee	1-6	94,768		
O. 29	aL 26-32	Duke	1-7	17,650		
N. 3	hW 31-27	#Virginia (Thursday)	2-7	22,032		
N.12	hW 49-33	Wake Forest	3-7	26,330		
N. 26	hL 24-27	Georgia	7	3-8	59,113	

## 1984 • 6-4-1, 2-2-1 ACC (5th)

**Captains:** David Bell, Donnie Chisholm, Robert Lavette

Date	Result	Opponent	GT	Opp	Rec	Att
S. 15	hW 16-6	#Alabama	19	1-0	56,107	
S. 22	hW 48-3	The Citadel	2-0	31,684		
S. 29	hW 28-21	#Clemson	18	13	3-0	57,704
O. 6	hL 22-27	#NC State	12	3-1	32,627	
O. 13	aT 20-20	Virginia	20	3-1-1	40,067	
O. 20	aL 34-48	Auburn	13	3-2-1	75,216	
O. 27	hL 21-24	Tennessee	3-3-1	45,167		
N. 3	hW 31-3	Duke	4-3-1	36,393		
N. 10	aL 17-24	North Carolina	4-4-1	47,000		
N. 17	aW 24-7	Wake Forest	5-4-1	22,700		
D. 1	aW 35-18	#Georgia	18	6-4-1	82,122	

## 1985 • 9-2-1, 5-1 ACC (2nd)


**Captains:** John Ivmeyer, Ted Roof, Mike Snow

Date	Result	Opponent	GT	Opp	Rec	Att
S. 14	aW 28-18	#NC State	1-0	32,100		
S. 21	hL 13-24	Virginia	1-1	38,291		
S. 28	aW 14-3	Clemson	2-1	78,000		
O. 5	hW 31-0	#North Carolina	3-1	35,625		
O. 12	hW 24-17	Western Carolina	4-1	36,111		
O. 19	hL 14-17	#Auburn	8	4-2	57,501	
O. 26	aT 6-6	#Tennessee	16	4-2-1	94,575	
N. 2	aW 9-0	Duke	5-2-1	14,400		
N. 9	hW 35-7	UT-Chattanooga	6-2-1	25,763		
N. 16	hW 41-10	#Wake Forest	7-2-1	28,575		
N. 30	hW 20-16	#Georgia	20	8-2-1	59,602	
D. 31	nW 17-14	#Michigan State (All-American Bowl)	9-2-1	45,000		

## 1986 • 5-5-1, 3-3 ACC (4th)

**Captains:** Cory Collier, Kyle Ambrose, Bart Jones

Date	Result	Opponent	GT	Opp	Rec	Att
S. 13	hT 17-17	Furman	0-0-1	33,352		
S. 20	aW 28-14	Virginia	1-0-1	34,800		
S. 27	hL 3-27	#Clemson	1-1-1	46,062		
O. 4	aL 20-21	North Carolina	1-2-1	50,000		
O. 11	hW 59-21	#NC State	2-2-1	24,110		
O. 18	aL 10-31	Auburn	7	2-3-1	72,500	
O. 25	hW 14-13	#Tennessee	3-3-1	28,432		
N. 1	hW 34-6	Duke	4-3-1	37,102		
N. 8	hW 52-6	VMI	5-3-1	23,542		
N. 22	aL 21-24	#Wake Forest	5-4-1	17,300		
N. 29	aL 24-31	#Georgia	18	5-5-1	82,122	



# BOBBY ROSS

## VMI 1959

**Record:**  
**31-26-1 • .543**  
**1987-1991 • 5 yrs**

## 1987 • 2-9, 0-6 ACC (8th)

**Captains:** Ivery Lee, Malcolm King

Date	Result	Opponent	GT	Opp	Rec	Att
S. 12	hW 51-12	The Citadel	1-0	31,211		
S. 19	hL 23-30	North Carolina	1-1	33,151		
S. 26	aL 12-33	#Clemson	9	1-2	80,000	
O. 3	aL 0-17	#NC State	1-3	36,300		
O. 10	hW 38-0	Indiana State	2-3	30,039		
O. 17	hL 10-20	Auburn	5	2-4	45,559	
O. 24	aL 15-29	Tennessee	13	2-5	93,011	
O. 31	aL 14-48	Duke	2-6	30,800		
N. 7	hL 14-23	#Virginia	2-7	38,111		
N. 21	hL 6-33	Wake Forest	2-8	21,114		
N. 28	hL 16-30	#Georgia	14	2-9	45,103	

## 1988 • 3-8, 0-7 ACC (8th)

**Captains:** Eric Bearden, Cedric Stallworth

Date	Result	Opponent	GT	Opp	Rec	Att
S. 10	hW 24-10	UT-Chattanooga	1-0	22,720		
S. 17	aL 16-17	#Virginia	1-1	24,800		
S. 24	hL 13-30	Clemson	12	1-2	45,106	
O. 1	hL 6-14	#NC State	1-3	36,892		
O. 8	aL 8-13	#Maryland	1-4	36,969		
O. 15	hW 34-0	South Carolina	8	2-4	45,103	
O. 22	aL 17-20	North Carolina	2-5	42,000		
O. 29	hL 21-31	Duke	2-6	40,393		
N. 5	hW 34-7	VMI	3-6	26,923		
N. 12	aL 24-28	Wake Forest	3-7	21,500		
N. 26	aL 3-24	#Georgia	20	3-8	82,011	

## 1989 • 7-4, 4-3 ACC (T-4th)

**Captains:** Jerry Mays, Eric Thomas

Date	Result	Opponent	GT	Opp	Rec	Att
S. 9	aL 28-38	#NC State	25	0-1	40,800	
S. 16	hL 10-17	#Virginia	0-2	38,062		
S. 23	aL 10-21	South Carolina	0-3	70,018		
O. 7	hW 28-24	Maryland	1-3	32,062		
O. 14	aW 30-14	Clemson	14	2-3	82,500	
O. 21	hW 17-14	North Carolina	3-3	41,114		
O. 28	aL 19-30	Duke	3-4	38,621		
N. 4	hW 34-7	Western Carolina	4-4	28,821		
N. 18	hW 43-14	#Wake Forest	5-4	26,114		
N. 25	hW 13-12	Boston College	6-4	28,221		
D. 2	hW 33-22	Georgia	7-4	46,064		

# SCORES

## 1990 • 11-0-1, 6-0-1 ACC (1st)

### National Champions (UPI)

### Atlantic Coast Conference Champions

Captains: Darryl Jenkins, Jerimiah McClary

Date	Result	Opponent	GT	Opp	Rec	Att
S. 8	hW	21-13 #NC State			1-0	40,021
S. 22	hW	44-9 UT-Chattanooga			2-0	32,911
S. 29	hW	27-6 #South Carolina	25/NR		3-0	46,011
O. 6	aW	31-3 #Maryland	23/18		4-0	31,941
O. 13	hW	21-19 #Clemson	18/15	15/14	5-0	46,066
O. 20	aT	13-13 North Carolina	11/11		5-0-1	48,000
O. 27	hW	48-31 #Duke	16/12		6-0-1	44,061
N. 3	aW	41-38 #Virginia	16/14	1/1	7-0-1	49,700
N. 10	hW	6-3 Virginia Tech	7/7		8-0-1	43,011
N. 17	aW	42-7 Wake Forest	4/5		9-0-1	13,493
D. 1	aW	40-23 #Georgia	2/3		10-0-1	82,122
J. 1	nW	45-21 #Nebraska	2/2	19/13	11-0-1	73,328
(Florida Citrus Bowl)						

**NOTE:** For 1990, rankings listed are AP / UPI.  
Beginning with 1991, rankings listed are AP / USA Today.

## 1991 • 8-5, 5-2 ACC (T-2nd)

Captains: Mike Mooney, Willie Clay, Steve Pharr

Date	Result	Opponent	GT	Opp	Rec	Att
A. 28	nL	22-34 #Penn State (Wednesday) <sup>1</sup>	*8/6	7/8	0-1	77,409
S. 14	aW	30-14 Boston College	17/18		1-1	26,108
S. 19	hW	24-21 #Virginia (Thursday)	17/19		2-1	42,192
S. 28	aL	7-9 #Clemson	19/18	7/5	2-2	83,500
O. 5	aL	21-28 #NC State	21/23	19/18	2-3	44,105
O. 12	hW	34-10 #Maryland			3-3	42,011
O. 19	aL	14-23 South Carolina			3-4	67,220
O. 26	hW	35-14 #North Carolina			4-4	45,542
N. 2	aW	17-6 Duke			5-4	38,732
N. 9	hW	19-17 Furman			6-4	40,039
N. 16	hW	27-3 #Wake Forest			7-4	38,124
N. 30	hL	15-18 #Georgia	25/NR		7-5	46,053
D. 25	nW	18-17 #Stanford (Aloha Bowl)	17/17	8-5		34,433

1-Kickoff Classic, East Rutherford, NJ.

\* Preseason poll



## BILL LEWIS

East Stroudsburg  
State 1963

Record:

11-19 • .367

1992-1994 • 3 yrs

## 1992 • 5-6, 4-4 ACC (T-4th)

Captains: Shawn Jones, Coleman Rudolph, Kevin Battle, Steve Pharr

Date	Result	Opponent	GT	Opp	Rec	Att
S. 12	hW	37-19 Western Carolina	24/24		1-0	41,911
S. 19	aL	24-55 Virginia	22/20	20/19	1-1	42,100
S. 26	hW	20-16 #Clemson		16/14	2-1	46,033
O. 3	hW	16-13 #NC State	23/23	21/18	3-1	40,761
O. 10	aW	28-26 Maryland	17/17		4-1	26,250
O. 17	hL	29-24 #Florida State	16/17	6/6	4-2	46,226
O. 24	aL	14-26 #North Carolina	19/19		4-3	52,800
O. 31	hW	20-17 #Duke			5-3	44,129
N. 7	aL	27-31 Baylor			5-4	38,213
N. 14	hL	23-10 Wake Forest			5-5	40,066
N. 28	aL	17-31 #Georgia		9/10	5-6	85,434

## 1993 • 5-6, 3-5 ACC (6th)

Captains: Tom Johnson, Dorsey Levens

Date	Result	Opponent	GT	Opp	Rec	Att
S. 11	hW	37-3 Furman			1-0	43,200
S. 16	hL	14-35 #Virginia (Thursday)	25/23		1-1	41,300
S. 25	aL	13-16 Clemson			1-2	75,000
O. 2	aL	0-51 #Florida State		1/1	1-3	74,611
O. 9	hW	38-0 Maryland			2-3	36,218
O. 16	hL	3-41 #North Carolina		14/13	2-4	39,216
O. 23	aL	23-28 #NC State			2-5	40,123
O. 30	aW	47-14 #Duke			3-5	30,470
N. 6	hW	37-27 Baylor			4-5	42,175
N. 13	aW	38-28 #Wake Forest			5-5	21,113
N. 25	hL	10-43 #Georgia (Thanksgiving)			5-6	46,018

## 1994 • 1-10, 0-8 ACC (9th)

Captains: Jason Bender, Jamal Cox

Date	Result	Opponent	GT	Opp	Rec	Att
S. 1	hL	14-19 #Arizona (Thursday)	*7/8		0-1	45,112
S. 10	hW	45-26 Western Carolina			1-1	40,012
S. 24	hL	12-27 Duke			1-2	40,107
O. 1	aL	13-21 #NC State	22/20		1-3	43,216
O. 8	aL	24-31 #North Carolina	14/14		1-4	52,200
O. 15	hL	7-24 Virginia			1-5	38,365
O. 22	aL	27-42 Maryland			1-6	30,429
N. 5	hL	10-41 #Florida State	8/6		1-7	45,206
N. 12	aL	10-20 #Clemson			1-8	71,000
N. 19	hL	13-20 Wake Forest			1-9	35,706
N. 25	aL	10-48 #Georgia (Friday)			1-10	84,113

\* NOTE: Arizona was the preseason No. 1 by Sports Illustrated.



# SCORES



## GEORGE O'LEARY New Hampshire 1968

**Record:**  
**52-33 · .612**  
**1995-2001 · 7 yrs**

NOTE: George O'Leary was named interim head coach on Nov. 7, 1994, with three games remaining in the season. He was named permanently on Nov. 28, 1994.

### 1995 · 6-5, 5-3 ACC (4th)

**Captains: Michael Cheever, Donnie Davis, Ryan Stewart**

Date	Result	Opponent	GT	Opp	Rec	Att
S. 2	hW	#Furman			1-0	38,511
S. 7	aL	#Arizona (Thursday)	17/15		1-1	46,786
S. 16	aL	Virginia	NR	16/17	1-2	36,500
S. 28	hW	#Maryland (Thursday)	16/17		2-2	44,137
O. 7	aW	Duke			3-2	20,110
O. 14	hW	#North Carolina			4-2	40,201
O. 21	aL	#Florida State	1/1		4-3	76,400
O. 28	hL	#Clemson			4-4	45,245
N. 4	aW	Wake Forest			5-4	23,114
N. 11	hW	NC State			6-4	33,121
N. 23	hL	#Georgia (Thanksgiving)			6-5	46,205

### 1996 · 5-6, 4-4 ACC (5th)

**Captains: Curtis McGee, Nathan Perryman**

Date	Result	Opponent	GT	Opp	Rec	Att
S. 7	aW	#NC State			1-0	41,500
S. 14	hW	Wake Forest			2-0	45,750
S. 21	aL	#North Carolina	11/13		2-1	50,000
S. 26	hW	#Duke (Thursday)			3-1	44,145
O. 5	hW	#Virginia	12/11		4-1	44,900
O. 19	aL	#Clemson	22/24		4-2	70,000
O. 26	hW	#Central Florida			5-2	43,610
N. 2	hL	#Florida State	3/2		5-3	46,311
N. 14	aL	#Maryland (Thursday)			5-4	22,510
N. 23	hL	Navy			5-5	44,415
N. 30	aL	#Georgia			5-6	78,062



### 1997 · 7-5, 5-3 ACC (T-3rd)

**Captains: Keith Brooking, Ken Celaj, Ron Rogers, Harvey Middleton**

Date	Result	Opponent	GT	Opp	Rec	Att
S. 6	aL	#Notre Dame	11/13		0-1	80,225
S. 20	aW	Wake Forest			1-1	22,832
S. 27	hW	#Clemson	17/21		2-1	45,275
O. 4	aW	#Boston College			3-1	38,462
O. 11	hW	#NC State	25/NR		4-1	44,915
O. 18	aL	#Florida State	21/25	3/3	4-2	78,157
O. 30	hL	#North Carolina (Thur.)		5/5	4-3	45,126
N. 8	aL	#Virginia			4-4	41,000
N. 15	aW	Duke			5-4	22,638
N. 22	hW	#Maryland			6-4	35,267
N. 29	hL	#Georgia	14/14		6-5	46,015
D. 29	nW	#West Virginia (Carquest Bowl)			7-5	28,262

### 1998 · 10-2, 7-1 ACC (T-1st)

**Atlantic Coast Conference Co-Champions**

**Captains: Jerry Caldwell, Charlie Rogers, Kofi Smith**

Date	Result	Opponent	GT	Opp	Rec	Att
S. 5	hL	#Boston College			0-1	38,229
S. 12	hW	New Mexico State			1-1	36,382
S. 26	aW	#North Carolina			2-1	59,500
O. 3	hW	#Duke			3-1	35,724
O. 10	aW	#NC State	23/23		4-1	48,600
O. 17	hW	#Virginia	25/25	7/6	5-1	46,018
O. 24	hL	#Florida State	20/19	6/6	5-2	46,362
O. 31	aW	#Maryland <sup>1</sup>	23/24		6-2	25,183
N. 12	aW	#Clemson (Thursday)	22/23		7-2	62,000
N. 21	hW	Wake Forest	21/21		8-2	40,110
N. 28	aW	#Georgia	17/18	12/12	9-2	86,117
J. 1	nW	#Notre Dame	12/12	17/18	10-2	70,791

(Toyota Gator Bowl)

<sup>1</sup>-Ravens Stadium at Camden Yards, Baltimore, Md.

## THANKSGIVING GAMES

**Record: 21-12-2**

1893	St. Albans	hL	0-6	1913	Clemson	hW	34-0
1899	Clemson	aL	5-41	1914	Clemson	hW	26-6
1902	Alabama	aL	0-26	1915	Auburn	hW	7-0
1903	South Carolina	hL	0-16	1916	Auburn	hW	33-7
1904	Cumberland	hW	18-0	1917	Auburn	hW	68-7
1905	Clemson	hW	17-12	1918	Auburn	hW	41-0
1906	Clemson	hL	0-10	1919	Auburn	hL	7-14
1907	Clemson	hL	5-6	1920	Auburn	hW	34-0
1908	Clemson	hW	30-6	1921	Auburn	hW	14-0
1909	Clemson	hW	29-3	1922	Auburn	hW	14-6
1910	Clemson	hW	34-0	1923	Auburn	hT	0-0
1911	Clemson	hW	31-0	1924	Auburn	hW	7-0
1912	Clemson	hW	23-0	1925	Auburn	hT	7-7
				1926	Auburn	hW	20-7
				1927	Auburn	hW	18-0
				1928	Auburn	hW	51-0
				1929	Auburn	hW	19-6
				1930	Florida	hL	7-55
				1971	Georgia	hL	24-28
				1975	Georgia	hL	26-42
				1993	Georgia	hL	10-43
				1995	Georgia	hL	17-18

**GIVING THANKS:** Tech hosted Auburn on Thanksgiving Day from 1915-29, including this Rambling Wreck victory in 1921.

# SCORES

## 1999 • 8-4, 5-3 ACC (T-2nd)

**Captains:** Joe Hamilton, Travares Tillman

Date	Result	Opponent	GT	Opp	Rec	Att
S. 4	aW	#Navy	10/11	1-0	30,311	
S. 11	aL	#Florida State	10/10	1-1	80,187	
S. 18	hW	Central Florida	12/13	2-1	45,355	
S. 30	hW	#Maryland (Thursday)	10/12	3-1	44,612	
O. 9	hW	#North Carolina (OT)	7/8	4-1	46,110	
O. 16	aW	#Duke	8/9	5-1	16,648	
O. 30	hW	#NC State	7/7	6-1	46,012	
N. 6	aL	#Virginia	7/7	6-2	44,500	
N. 13	hW	#Clemson	13/14	7-2	46,085	
N. 20	aL	Wake Forest	14/12	7-3	25,230	
N. 27	hW	#Georgia (OT)	20/16	16/21	8-3	46,450
J. 1	nL	#Miami (Toyota Gator Bowl)	17/15	23/23	8-4	43,416

## 2000 • 9-3, 6-2 ACC (T-2nd)

**Captains:** Chris Brown, Felipe Claybrooks, Brent Key, Jon Muyres

Date	Result	Opponent	GT	Opp	Rec	Att
S. 2	hW	Central Florida		1-0	40,993	
S. 9	hL	#Florida State	2/2	1-1	46,381	
S. 16	hW	#Navy		2-1	46,032	
S. 21	aL	#NC State (Thursday) (OT)		2-2	49,857	
S. 30	aW	#North Carolina		3-2	52,000	
O. 14	hW	#Wake Forest		4-2	43,829	
O. 21	hW	#Duke		5-2	36,908	
O. 28	aW	#Clemson	25/nr	5/4	6-2	84,000
N. 9	hW	#Virginia (Thursday)	24/nr	7-2	41,885	
N. 18	aW	#Maryland	20/22	8-2	24,701	
N. 25	aW	#Georgia	18/19	19/18	9-2	85,912
D. 29	nL	#LSU (Chick-fil-A Peach Bowl)	15/17	9-3	73,614	

Note: Tech was scheduled to play at Virginia Tech on Aug. 27 in the BCA Bowl but the game was cancelled due to inclement weather.

## 2001 • 8-5, 4-4 ACC (T-4th)

**Captains:** George Godsey, Sean Gregory, Ross Mitchell, Nick Rogers, Chris Young

Date	Result	Opponent	GT	Opp	Rec	Att
A. 26	nW	#Syracuse <sup>1</sup>	10/13	1-0	41,517	
S. 1	hW	The Citadel	11/14	2-0	41,804	
S. 8	aW	#Navy	10/13	3-0	30,602	
S. 29	hL	#Clemson (OT)	9/11	nr/25	3-1	41,924
O. 6	aW	Duke	17/17	4-1	10,431	
O. 11	hL	#Maryland (Thurs.) (OT)	15/15	22/20	4-2	40,574
O. 20	hW	#NC State	23/25	5-2	41,942	
N. 1	hW	#North Carolina (Thursday)	23/21	22/nr	6-2	41,893
N. 10	aL	Virginia	20/17	6-3	52,494	
N. 17	aW	Wake Forest	nr/23	7-3	24,263	
N. 24	hL	#Georgia	21/19	19/23	7-4	41,974
D. 1	aL	#Florida State <sup>2</sup>		7-5	82,269	
D. 27	nW	#Stanford (Seattle Bowl) <sup>3</sup>	11/11	8-5	30,144	

1-Kickoff Classic, Giants Stadium, East Rutherford, N.J.

2-Game originally scheduled for Sept. 15 but postponed to Dec. 1

3-Mac McWhorter named interim head coach after George O'Leary resigned

## GEORGIA TECH IN OVERTIME GAMES (3-3)

Date	Opponent	Result	OT	First Offense	Winning Score
10-9-99	North Carolina	hW 31-24	One	Tech	6-yd TD run by Joe Hamilton
11-27-99	Georgia	hW 51-48	One	Georgia	38-yd FG by Luke Manget
9-21-00	NC State	aL 23-30	One	NC State	23-yd TD pass, Philip Rivers to Koren Robinson
9-29-01	Clemson	hL 44-47	One	Tech	11-yd TD run by Woodrow Dantzler
10-11-01	Maryland	hL 17-20	One	Maryland	26-yd FG by Nick Novak
9-27-03	Vanderbilt	hW 24-17	One	Tech	25-yard run by Reggie Ball on first play



**CHAN  
GAILEY**  
Florida 1974

**Record:**  
**14-12 • .538**  
**2002-present • 2 yrs**

## 2002 • 7-6, 4-4 ACC (T-5th)

**Captains:** Jeremy Muyres, Raymond Roberts-Blake, Kerry Watkins, Recardo Wimbush

Date	Result	Opponent	GT	Opp	Rec	Att
A. 31	hW	#Vanderbilt		1-0	43,719	
S. 7	aW	#Connecticut		2-0	16,751	
S. 14	aL	#Clemson		2-1	78,000	
S. 21	hW	#Brigham Young		3-1	43,719	
S. 28	aW	#North Carolina		4-1	57,000	
O. 5	hL	#Wake Forest		4-2	43,719	
O. 17	aL	#Maryland (Thursday)		4-3	41,766	
O. 26	hW	#Virginia		5-3	42,727	
N. 2	aW	#NC State	10/8	6-3	51,500	
N. 9	hL	#Florida State	17/18	6-4	43,719	
N. 16	hW	Duke		7-4	41,335	
N. 30	aL	#Georgia	5/5	7-5	86,520	
D. 31	nL	#Fresno State (Silicon Valley Football Classic)		7-6	10,132	

## 2003 • 7-6, 4-4 ACC (T-4th)

**Captains:** John Paul Foschi, Hugh Reilly, Daryl Smith

Date	Result	Opponent	GT	Opp	Rec	Att
A. 28	aL	#Brigham Young (Thursday)		0-1	61,930	
S. 6	hW	#Auburn	17/19	1-1	55,000	
S. 13	aL	#Florida State	10/11	1-2	82,133	
S. 20	hL	Clemson		1-3	53,189	
S. 27	aW	Vanderbilt (OT)		2-3	25,007	
O. 4	hW	#NC State		3-3	50,113	
O. 11	aW	Wake Forest		4-3	27,382	
O. 23	hW	#Maryland (Thursday)		5-3	51,524	
N. 8	aL	Duke		5-4	12,976	
N. 15	hW	#North Carolina		6-4	52,346	
N. 22	aL	#Virginia		6-5	58,526	
N. 29	hL	#Georgia	5/5	6-6	55,000	
J. 4	nW	#Tulsa (Humanitarian Bowl)		7-6	23,118	

# GOVERNOR'S CUP

## Trophy Presented to Winner of Rivalry Game Between Tech & Georgia

From 1933 through 1993, a freshmen and then in later years, a junior varsity football game was played between Georgia Tech and the University of Georgia to benefit the needy children at Scottish Rite Children's Hospital. This game was played annually at Georgia Tech's Grant Field on Thanksgiving Day and moved the Atlanta Constitution's legendary journalist Ralph McGill to coin the oft-repeated phrase, "Strong legs will run so that weak legs may walk." This became the motto for the game.

The idea for the charity game was fostered in 1930 with an all-star game by teams representing the Northern and Southern Divisions of the old Southern Conference. The quarterback that day for the Northern team just happened to be Bobby Dodd. In 1933, Georgia Tech coach William Alexander and Georgia coach H.J. Stegeman asked a group of Atlanta businessmen to form a committee to sell tickets to the freshman game and give the proceeds to Scottish Rite, and an Atlanta tradition was born.

The proceeds of this game actually met the annual operating expenses of the hospital and kept the doors of this nationally recognized institution open for years.

The winner of this game was given the Governor's Cup, which was kept by the winning school until the following year.

In 1993, NCAA mandated scholarship and total player limitations forced the discontinuation of the game and the Governor's Cup was retired. In 1994, a "Legends Game" was played between the two teams to keep the tradition alive, and



**GOVERNOR'S CUP:** Tech has defeated Georgia and claimed the rivalry trophy three of the last six years.

appeals were made by the two athletic departments to the NCAA to continue the Governor's Cup presentations with the Varsity football game.

The NCAA now recognizes the Georgia-Georgia Tech varsity football game as a "special event." Beginning in 1995, this allows the hospital, now Children's Healthcare of Atlanta, to present the Governor's Cup annually to the winner of this game. In addition, the seniors on both teams receive a watch commemorating their participation and the seniors on the winning team receive a personalized, engraved replica of the actual Governor's Cup.

## GEORGIA TECH-GEORGIA J.V. GAME Annual Results (1933-1993)

1933.....L	0-13	1955.....L	0-23	1975.....L	6-23
1934.....W	20-14	1956.....W	14-12	1976.....W	13-7
1935.....L	6-7	1957.....L	7-13	1977.....L	12-20
1936.....L	12-20	1958.....W	21-0	1978.....L	0-29
1937.....W	20-12	1959.....L	7-8	1979.....W	16-6
1938.....W	8-0	1960.....T	22-22	1980.....L	6-24
1939.....L	0-33	1961.....W	13-7	1981.....W	15-14
1940.....L	0-36	1962.....L	0-18	1982.....W	18-17
1941.....L	13-29	1963.....W	14-3	1983.....L	16-21
1942.....L	6-21	1964.....L	6-7	1984.....L	24-27
1945.....W	20-12	1965.....L	0-18	1985.....L	19-23
1946.....W	7-6	1966.....L	6-17	1986.....W	20-14
1947.....L	13-20	1967.....W	14-0	1987.....W	25-0
1948.....W	9-7	1968.....W	19-18	1988.....L	6-40
1949.....L	0-18	1969.....L	20-28	1989.....W	45-0
1950.....W	54-6	1970.....W	20-9	1990.....W	38-24
1951.....W	38-26	1971.....W	17-12	1991.....W	21-14
1952.....W	33-13	1972.....W	21-10	1992.....L	12-38
1953.....W	12-7	1973.....W	27-19	1993.....L	14-21
1954.....W	26-6	1974.....L	25-38		

## HOMECOMING GAMES

**Record: 40-13-1**

Year	Opponent .....	Result
1949	Duke.....	L 14-27
1950	Kentucky.....	L 14-28
1951	Duke.....	T 14-14
1952	Vanderbilt.....	W 30-0
1953	Clemson.....	W 20-7
1954	Kentucky.....	L 6-13
1955	Duke.....	W 27-0
1956	Tulane.....	W 40-0
1957	Duke.....	W 13-0
1958	Alabama.....	L 8-17
1959	Duke.....	L 7-10
1960	Tulane.....	W 14-10
1961	Florida.....	W 20-0
1962	Tulane.....	W 42-12
1963	Duke.....	W 30-6
1964	Tulane.....	W 7-6
1965	Duke.....	W 35-23
1966	Penn State.....	W 21-0
1967	Duke.....	W 19-7
1968	Tulane.....	W 23-19
1969	Duke.....	W 20-7
1970	Navy.....	W 30-8
1971	Duke.....	W 21-0
1972	Tulane.....	W 21-7
1973	Duke.....	W 12-10
1974	North Carolina.....	W 29-28
1975	Duke.....	W 21-6
1976	Notre Dame.....	W 23-14
1977	Duke.....	L 24-25
1978	Florida.....	W 17-13
1979	Air Force.....	W 21-0
1980	Tulane.....	L 14-31
1981	Duke.....	L 24-38
1982	Duke.....	L 21-38
1983	Wake Forest.....	W 49-33
1984	Duke.....	W 31-3
1985	Western Carolina.....	W 24-17
1986	Duke.....	W 34-6
1987	Virginia.....	L 14-23
1988	Duke.....	L 21-31
1989	North Carolina.....	W 17-14
1990	Duke.....	W 48-31
1991	North Carolina.....	W 35-14
1992	Duke.....	W 20-17
1993	Baylor.....	W 37-27
1994	Wake Forest.....	L 13-20
1995	Clemson.....	L 3-24
1996	Central Florida.....	W 27-20
1997	NC State.....	W 27-17
1998	Virginia.....	W 41-38
1999	North Carolina (ot).....	W 31-24
2000	Wake Forest.....	W 52-20
2001	NC State.....	W 27-17
2002	Virginia.....	W 23-15
2003	NC State.....	W 29-21



## Record in TV Games: 107-92-1

### 1948

hW 13-7	Tulane .....	WSB (Atlanta only)
hL 6-13	Tennessee .....	WSB (Atlanta only)
hL 12-14	Alabama .....	WSB (Atlanta only)

### 1949

hW 12-7	Vanderbilt .....	WSB (Atlanta only)
hW 36-0	Washington & Lee .....	WSB (Atlanta only)
hW 35-21	Auburn .....	WSB (Atlanta only)
hL 14-27	Duke .....	WSB (Atlanta only)
hW 13-3	South Carolina .....	WSB (Atlanta only)
hW 13-6	Georgia .....	WSB (Atlanta only)

### 1952

hW 7-3	Alabama .....	National
nW 24-7	Mississippi (Sugar Bowl) .....	ABC

### 1953

nW 42-7	West Virginia (Sugar Bowl) .....	ABC
---------	----------------------------------	-----

### 1954

hW 20-0	Alabama .....	National
nW 14-6	Arkansas (Cotton Bowl) .....	NBC

### 1955

hW 14-6	Miami .....	NBC
nW 7-0	Pittsburgh (Sugar Bowl) .....	ABC

### 1956

aW 14-6	Kentucky .....	NBC
nW 21-14	Pittsburgh (Gator Bowl) .....	CBS

### 1959

nL 7-14	Arkansas (Gator Bowl) .....	CBS
---------	-----------------------------	-----

### 1961

nL 15-30	Penn State (Gator Bowl) .....	CBS
----------	-------------------------------	-----

### 1962

hL 7-10	LSU .....	NBC
nL 10-14	Missouri (Bluebonnet Bowl) .....	CBS

### 1963

hW 9-0	Florida .....	ABC
--------	---------------	-----

### 1965

nW 31-21	Texas Tech (Gator Bowl) .....	ABC
----------	-------------------------------	-----

### 1966

hW 6-3	Tennessee .....	ABC
hL 12-27	Florida (Orange Bowl) .....	NBC

### 1967

aL 13-24	Tennessee .....	ABC-Regional
hL 14-21	Georgia .....	ABC

### 1969

hL 20-38	Notre Dame .....	ABC
----------	------------------	-----

### 1970

nW 17-9	Texas Tech (Sun Bowl) .....	CBS
---------	-----------------------------	-----

### 1971

hL 24-28	Georgia (Thanksgiving) .....	ABC
nL 18-41	Mississippi (Peach Bowl) .....	Mizlou

### 1972

hL 3-34	Tennessee .....	ABC
nW 31-30	Iowa State (Liberty Bowl) .....	ABC

### 1974

hL 7-31	Notre Dame (Monday) .....	ABC
hW 27-7	Tulane .....	ABC-Regional

### 1975

hL 26-42	Georgia (Thanksgiving) .....	ABC
----------	------------------------------	-----

### 1976

hL 17-27	South Carolina .....	ABC-Regional
----------	----------------------	--------------

### 1978

aW 24-10	Auburn .....	ABC
hW 17-13	Florida .....	ABC
aL 28-29	Georgia .....	ABC
nL 21-41	Purdue (Peach Bowl) .....	CBS

### 1979

hL 6-30	Alabama .....	ABC
hL 3-16	Georgia .....	ABC-Regional

### 1981

aW 24-21	Alabama .....	ESPN-Delayed
hL 7-44	Georgia .....	ABC

### 1982

hW 31-21	Tennessee .....	ABC-Regional
----------	-----------------	--------------

### 1983

aL 14-41	Clemson .....	ESPN-Delayed
hW 31-27	Virginia (Thursday) .....	WTBS

### 1984

hW 16-6	Alabama .....	WTBS
hW 28-21	Clemson .....	ESPN
hL 22-27	NC State .....	JP
aW 35-18	Georgia .....	JP

### 1985

aW 28-18	NC State .....	JP
hW 31-0	North Carolina .....	JP
hL 14-17	Auburn .....	CBS-Regional
aT 6-6	Tennessee .....	ESPN

ABC .....	31-34
CBS .....	6-7
NBC .....	4-4
ESPN/ESPN2 .....	15-20-1
TBS .....	7-2
JP .....	29-19
Others .....	14-6

hW 41-10	Wake Forest .....	JP
hW 20-16	Georgia .....	WTBS
nW 17-14	Michigan State (All-American Bowl) ..	WTBS

### 1986

hL 3-27	Clemson .....	JP
hW 59-21	NC State .....	JP
hW 14-13	Tennessee .....	WTBS
aL 21-24	Wake Forest .....	JP
aL 24-31	Georgia .....	WTBS

### 1987

aL 12-33	Clemson .....	JP
aL 0-17	NC State .....	JP
hL 14-23	Virginia .....	JP
hL 16-30	Georgia .....	ESPN

### 1988

aL 16-17	Virginia .....	JP
hL 6-14	NC State .....	JP
aL 8-13	Maryland .....	JP
aL 3-24	Georgia .....	WTBS

### 1989

aL 28-38	NC State .....	JP
hL 10-17	Virginia .....	JP
hW 43-14	Wake Forest .....	JP

### 1990

hW 21-13	NC State .....	JP
hW 27-3	South Carolina .....	ESPN
aW 31-3	Maryland .....	JP
hW 21-19	Clemson .....	JP
hW 48-31	Duke .....	JP
aW 41-31	Virginia .....	CBS
aW 40-23	Georgia .....	TBS
nW 45-21	Nebraska (Citrus Bowl) .....	ABC

### 1991

nL 22-34	Penn State (Kickoff Cl.) Raycom-National	
hW 24-21	Virginia (Thursday) .....	ESPN
aL 7-9	Clemson .....	ABC-Regional
aL 21-28	NC State .....	JP
hW 34-10	Maryland .....	JP
hW 35-14	North Carolina .....	JP
hW 27-3	Wake Forest .....	JP
hL 15-18	Georgia .....	JP
nW 18-17	Stanford (Aloha Bowl) .....	ABC

### 1992

hW 20-16	Clemson .....	ESPN
hW 16-13	NC State .....	JP
hL 24-29	Florida State .....	ESPN
aL 14-26	North Carolina .....	ABC-Regional
hW 20-17	Duke .....	JP
aL 17-31	Georgia .....	ESPN

### 1993

hL 14-35	Virginia (Thursday) .....	ESPN
aL 0-51	Florida State .....	ABC-Regional
hL 3-41	North Carolina .....	ABC-Regional
aL 23-28	NC State .....	JP
aW 47-14	Duke .....	JP
aW 38-28	Wake Forest .....	JP
hL 10-43	Georgia (Thanksgiving) .....	ABC

## THURSDAY NIGHT LIVE

*Georgia Tech has played 16 ESPN Thursday night games in the last 13 years, more than any other school.*


### vs. Virginia Tech, Oct. 28

1983	Virginia (TBS) .....	hW	31-27
1991	Virginia .....	hW	24-21
1993	Virginia .....	hL	14-35
1994	Arizona .....	hL	14-19
1995	Arizona (Prime) .....	aL	19-20
1995	Maryland .....	hW	31-3
1996	Duke .....	hW	48-22
1996	Maryland .....	aL	10-13
1997	North Carolina .....	hL	13-16
1998	Clemson .....	aW	24-21
1999	Maryland .....	hW	49-31
2000	NC State (ot) .....	aL	23-30
2000	Virginia .....	hW	35-0
2001	Maryland (ot) .....	hL	17-20
2001	North Carolina .....	hW	28-21
2002	Maryland .....	aL	10-34
2003	Brigham Young .....	aL	13-24
2003	Maryland .....	hW	7-3

## COLLEGE GAMEDAY COMES TO GEORGIA TECH

**Oct. 24, 1998**

With 19th-ranked Georgia Tech hosting No. 6 Florida State in a prime-time showdown, ESPN's popular College Gameday brought its road show to Bobby Dodd Stadium/Grant Field. From a field-level stage in the southwest corner of the stadium, ESPN's Chris Fowler (right, with goal post), Lee Corso (below) and Kirk Herbstreit made their predictions, with Tech students and fans cheering (or, in the case of FSU grad Corso, jeering) in the background.



*Tech students were out in full force for Gameday, bringing pieces of the goal posts they had torn down the week before against Virginia.*



*Lee Corso (above left) after taking the Rambling Wreck for a drive.*



### 1994

hL 14-19	Arizona (Thursday).....	ESPN
aL 13-21	NC State.....	ABC-Regional
aL 24-31	North Carolina.....	JP
hL 10-41	Florida State.....	JP
aL 10-20	Clemson.....	JP
aL 10-48	Georgia (Friday).....	ESPN

### 1995

hW 51-7	Furman.....	JP
aL 19-20	Arizona (Thursday).....	Prime
hW 31-3	Maryland (Thursday).....	ESPN
hW 27-25	North Carolina.....	JP
aL 10-41	Florida State.....	ABC-Regional
hL 3-24	Clemson.....	JP
hL 17-18	Georgia (Thanksgiving).....	ABC

### 1996

aW 28-16	NC State.....	ABC-Regional
aL 0-16	North Carolina.....	ABC-Regional
hW 48-22	Duke (Thursday).....	ESPN
hW 13-7	Virginia.....	ABC-Regional
aL 25-28	Clemson.....	ABC-Regional
hW 27-20	Central Florida.....	Sunshine (PPV)
hL 3-49	Florida State.....	ESPN
aL 10-13	Maryland (Thursday).....	ESPN
aL 10-19	Georgia.....	CBS-Regional

### 1997

aL 13-17	Notre Dame.....	NBC
hW 23-20	Clemson.....	ESPN
aW 42-14	Boston College.....	CBS-Regional
hW 27-17	NC State.....	ABC-Regional
aL 0-38	Florida State.....	ABC-Regional
hL 13-16	North Carolina (Thursday).....	ESPN
aL 31-35	Virginia.....	ABC-Regional
hW 37-18	Maryland.....	ABC-Regional
hL 24-27	Georgia.....	ABC-Regional
nW 35-30	West Virginia (Carquest Bowl).....	TBS

### 1998

hL 31-41	Boston College.....	ABC-Regional
aW 43-21	North Carolina.....	ESPN
hW 41-13	Duke.....	JP
aW 47-24	NC State.....	ABC-Regional
hW 41-38	Virginia.....	ABC-Regional
hL 7-34	Florida State.....	ESPN
aW 31-14	Maryland.....	JP
aW 24-21	Clemson (Thursday).....	ESPN
aW 21-19	Georgia.....	CBS
nW 35-28	Notre Dame (Gator Bowl).....	NBC

### 1999

aW 49-14	Navy.....	Fox Net
aL 35-41	Florida State.....	ABC-Split National
hW 49-31	Maryland (Thursday).....	ESPN
hW 31-24	North Carolina.....	ABC-Regional
aW 38-31	Duke.....	JP
hW 48-21	NC State.....	ABC-Regional
aL 38-45	Virginia.....	ABC-Regional
hW 45-42	Clemson.....	JP
hW 51-48	Georgia.....	ABC-Split National
nL 13-28	Miami (Gator Bowl).....	NBC

### 2000

hL 21-26	Florida State.....	ABC-Split National
hW 40-13	Navy.....	HTS
aL 23-30	NC State (Thursday).....	ESPN
aW 42-28	North Carolina.....	ABC-Regional
hW 52-20	Wake Forest.....	JP
hW 45-10	Duke.....	JP
aW 31-28	Clemson.....	ABC-Regional
hW 35-0	Virginia (Thursday).....	ESPN
aW 35-22	Maryland.....	JP
aW 27-15	Georgia.....	CBS-National
nL 14-28	LSU (Chick-fil-A Peach Bowl).....	ESPN

### 2001

nW 13-7	Syracuse (Kickoff Classic).....	ABC-National
aW 70-7	Navy.....	FSNS
hL 44-47	Clemson (ot).....	ABC-Regional
hL 17-20	Maryland (Thursday) (ot).....	ESPN
hW 27-17	NC State.....	ABC-Regional
hW 28-21	North Carolina (Thursday).....	ESPN
aW 38-33	Wake Forest.....	JP
hL 17-31	Georgia.....	ESPN
aL 17-28	Florida State.....	ESPN
nW 24-14	Stanford (Seattle Bowl).....	ESPN

### 2002

hW 45-3	Vanderbilt.....	WSMV, Nashville
aW 35-14	Connecticut.....	YES
aL 19-24	Clemson.....	ESPN
hW 28-19	Brigham Young.....	ABC-Regional
aW 21-13	North Carolina.....	ABC-Regional
aL 21-24	Wake Forest.....	ABC-Regional
aL 10-34	Maryland (Thursday).....	ESPN
hW 23-15	Virginia.....	ABC-Regional
aW 24-17	NC State.....	ABC-Regional
hL 13-21	Florida State.....	ABC Regional
aL 7-51	Georgia.....	CBS
nL 21-30	Fresno State (Silicon Valley).....	ESPN2

### 2003

aL 13-24	Brigham Young (Thursday).....	ESPN2
hW 17-3	Auburn.....	ABC-Regional
aL 13-14	Florida State.....	ABC-Regional
aW 24-17	Vanderbilt (OT).....	PPV
hW 29-21	NC State.....	JP
hW 7-3	Maryland (Thursday).....	ESPN
hW 41-24	North Carolina.....	JP
aL 17-29	Virginia.....	JP
hL 17-34	Georgia.....	ABC-Regional
nW 52-10	Tulsa (Humanitarian Bowl).....	ESPN2

## WEEK-BY-WEEK IN THE ASSOCIATED PRESS POLL

### 1939

Date	Record	Rank
Nov. 20, 1939	5-2-0	19
Dec. 4, 1939	7-2-0	13
Dec. 11, 1939	8-2-0	16

### 1942

Oct. 12, 1942	3-0-0	6
Oct. 19, 1942	4-0-0	6
Oct. 26, 1942	5-0-0	5
Nov. 2, 1942	6-0-0	3
Nov. 9, 1942	7-0-0	2
Nov. 16, 1942	8-0-0	2
Nov. 23, 1942	9-0-0	2
Nov. 30, 1942	9-1-0	5

### 1943

Nov. 8, 1943	4-3-0	19
Nov. 15, 1943	5-3-0	15
Nov. 22, 1943	6-3-0	14
Nov. 29, 1943	7-3-0	13

### 1944

Oct. 9, 1944	2-0-0	10
Oct. 16, 1944	3-0-0	8
Oct. 23, 1944	4-0-0	5
Oct. 30, 1944	5-0-0	5
Nov. 6, 1944	5-1-0	13
Nov. 13, 1944	6-1-0	9
Nov. 20, 1944	7-1-0	10
Dec. 4, 1944	8-2-0	13

### 1946

Oct. 21, 1946	3-1-0	15
Oct. 28, 1946	4-1-0	16
Nov. 4, 1946	5-1-0	8
Nov. 11, 1946	6-1-0	7
Nov. 18, 1946	7-1-0	6
Nov. 25, 1946	8-1-0	7
Dec. 2, 1946	8-2-0	11

### 1947

Oct. 6, 1947	2-0-0	4
Oct. 13, 1947	3-0-0	5
Oct. 20, 1947	4-0-0	7
Oct. 28, 1947	5-0-0	6
Nov. 3, 1947	6-0-0	6
Nov. 10, 1947	7-0-0	6
Nov. 17, 1947	7-1-0	10
Nov. 24, 1947	8-1-0	9
Dec. 1, 1947	9-1-0	9
Dec. 8, 1947	9-1-0	10

### 1948

Oct. 4, 1948	2-0-0	6
Oct. 11, 1948	3-0-0	7
Oct. 18, 1948	4-0-0	6
Oct. 25, 1948	5-0-0	6
Nov. 1, 1948	6-0-0	6
Nov. 8, 1948	6-1-0	11
Nov. 15, 1948	6-2-0	20

### 1951

Oct. 1, 1951	2-0-0	11
Oct. 8, 1951	3-0-0	8
Oct. 15, 1951	4-0-0	5
Oct. 22, 1951	5-0-0	3
Oct. 29, 1951	6-0-0	5
Nov. 5, 1951	6-0-1	8
Nov. 12, 1951	7-0-1	7
Nov. 19, 1951	8-0-1	7
Nov. 26, 1951	9-0-1	6
Dec. 5, 1951	10-0-1	5

### 1952

Preseason		3
Sept. 29, 1952	2-0-0	6
Oct. 6, 1952	3-0-0	5
Oct. 13, 1952	4-0-0	4
Oct. 22, 1952	5-0-0	5
Oct. 27, 1952	6-0-0	4

## GEORGIA TECH vs. NO. 1

Date	Opponent	Result
Sept. 11, 1999	at Florida State	L 35-41
Oct. 21, 1995	at Florida State	L 10-42
Oct. 2, 1993	at Florida State	L 0-51
Nov. 3, 1990	at Virginia	W 41-38
Nov. 27, 1982	at Georgia	L 38-18
Nov. 29, 1980	at Georgia	L 38-20
Nov. 8, 1980	Notre Dame	T 3-3
Sept. 22, 1973	Southern Cal	L 23-6
Nov. 14, 1970	Notre Dame	L 10-7
Nov. 17, 1962	Alabama	W 7-6
Oct. 24, 1953	at Notre Dame	L 27-14
Oct. 2, 1943	at Notre Dame*	L 55-13

\*The first poll of the season was released the following Monday; Notre Dame was No. 1 in that poll and for the entire season.

Nov. 3, 1952	7-0-0	3
Nov. 10, 1952	8-0-0	2
Nov. 17, 1952	9-0-0	2
Nov. 24, 1952	10-0-0	3
Dec. 1, 1952	11-0-0	2

### 1953

Preseason		3
Sept. 28, 1953	1-0-1	9
Oct. 5, 1953	2-0-1	10
Oct. 12, 1953	3-0-1	6
Oct. 19, 1953	4-0-1	4
Oct. 26, 1953	4-1-1	8
Nov. 2, 1953	5-1-1	6
Nov. 9, 1953	6-1-1	5
Nov. 16, 1953	6-2-1	12
Nov. 23, 1953	7-2-1	10
Nov. 30, 1953	7-2-1	8

### 1954

Preseason		7
Sept. 20, 1954	1-0-0	5
Oct. 11, 1954	3-1-0	19
Oct. 18, 1954	4-1-0	15

### 1955

Preseason		10
Sept. 19, 1955	1-0-0	2
Sept. 26, 1955	2-0-0	3
Oct. 3, 1955	3-0-0	4
Oct. 10, 1955	4-0-0	5
Oct. 17, 1955	4-1-0	13
Oct. 24, 1955	5-1-0	12
Oct. 31, 1955	6-1-0	8
Nov. 7, 1955	6-1-1	11
Nov. 14, 1955	7-1-1	10
Nov. 21, 1955	7-1-1	9
Nov. 28, 1955	8-1-1	7

### 1956

Preseason		4
Sept. 24, 1956	1-0-0	2
Oct. 1, 1956	1-0-0	3
Oct. 8, 1956	2-0-0	3
Oct. 15, 1956	3-0-0	3
Oct. 22, 1956	4-0-0	3
Oct. 29, 1956	5-0-0	2
Nov. 5, 1956	6-0-0	2
Nov. 12, 1956	6-1-0	4
Nov. 19, 1956	7-1-0	5
Nov. 26, 1956	8-1-0	4
Dec. 3, 1956	9-1-0	4

### 1957

Preseason		11
Sept. 23, 1957	1-0-0	3
Sept. 30, 1957	1-0-1	14
Oct. 7, 1957	1-0-1	17
Oct. 14, 1957	2-0-1	18
Oct. 21, 1957	3-0-1	18
Oct. 28, 1957	4-0-1	18
Nov. 4, 1957	5-0-1	18

### 1958

Oct. 20, 1958	3-1-1	17
Nov. 10, 1958	5-2-1	20

### 1959

Sept. 21, 1959	1-0-0	16
Sept. 28, 1959	2-0-0	7
Oct. 5, 1959	3-0-0	3
Oct. 12, 1959	4-0-0	4
Oct. 19, 1959	4-1-0	9
Oct. 26, 1959	5-1-0	9
Nov. 2, 1959	5-2-0	19
Nov. 9, 1959	6-2-0	15

### 1960

Sept. 19, 1960	1-0-0	13
Sept. 26, 1960	2-0-0	10
Oct. 10, 1960	3-1-0	19



**GIANT KILLER:** Tech's last win over a top-ranked team was in 1990, when Scott Sisson's (#9) last-second field goal knocked off Virginia, 41-38, in Charlottesville. Tech has also defeated Cavalier teams ranked 12th in 1996 and sixth in 1998.



# RANKINGS



**JAKIE RUDOLPH** (kneeling) upends Alabama's Bobby Marlow to preserve a 7-3 win for second-ranked Tech over No. 12 Alabama in 1952.

From 1961-67, the Associated Press poll ranked only 10 teams

## 1961

Oct. 2, 1961	2-0-0	3
Oct. 16, 1961	3-1-0	8
Oct. 23, 1961	4-1-0	9
Oct. 30, 1961	5-1-0	7
Nov. 6, 1961	6-1-0	9
Dec. 4, 1961	7-3-0	13

## 1962

Sept. 24, 1962	1-0-0	8
Oct. 1, 1962	2-0-0	5

## 1963

Sept. 23, 1963	1-0-0	9
Sept. 30, 1963	2-0-0	7
Oct. 14, 1963	3-1-0	8

## 1964

Oct. 26, 1964	6-0-0	8
Nov. 2, 1964	7-0-0	7
Nov. 9, 1964	7-1-0	10

## 1965

Nov. 1, 1965	5-1-1	7
--------------	-------	---

## 1966

Sept. 26, 1966	2-0-0	9
Oct. 3, 1966	3-0-0	9
Oct. 10, 1966	4-0-0	7
Oct. 17, 1966	5-0-0	6

Oct. 24, 1966	6-0-0	6
Oct. 31, 1966	7-0-0	5
Nov. 7, 1966	8-0-0	5
Nov. 14, 1966	9-0-0	5
Nov. 21, 1966	9-0-0	5
Nov. 28, 1966	9-1-0	8
Dec. 5, 1966	9-1-0	8

## 1970

Sept. 21, 1970	2-0-0	19
Sept. 28, 1970	3-0-0	15
Oct. 5, 1970	4-0-0	13
Oct. 12, 1970	4-1-0	16
Nov. 16, 1970	7-3-0	17
Nov. 23, 1970	7-3-0	16
Nov. 30, 1970	8-3-0	13
Dec. 7, 1970	8-3-0	13
Jan. 5, 1971	9-3-0	13

## 1971

Preseason		17
-----------	--	----

## 1973

Jan. 3, 1973	7-4-1	20
--------------	-------	----

## 1978

Nov. 13, 1978	7-2-0	20
---------------	-------	----

## 1984

Sept. 26, 1984	2-0-0	18
Oct. 2, 1984	3-0-0	12
Oct. 10, 1984	3-1-0	20

## 1985

Final	9-2-1	19
-------	-------	----

## 1990

Date	Record	AP	UPI	USA Today
Sept. 11	1-0-0	NR	25	NR
Oct. 2	3-0-0	23	18	21
Oct. 9	4-0-0	18	15	18
Oct. 16	5-0-0	11	11	12
Oct. 23	5-0-1	16	12	15
Oct. 30	6-0-1	16	14	16
Nov. 6	7-0-1	7	7	6
Nov. 13	8-0-1	4	5	5
Nov. 20	9-0-1	3	3	4
Nov. 27	9-0-1	2	3	4
Dec. 4	10-0-1	2	2	2
FINAL	11-0-1	2	1	2

## 1991

Date	Record	AP	UPI	USA Today
Preseason	0-0	8	4	6
Sept. 2	0-1	17	14	18
Sept. 9	0-1	17	16	20
Sept. 16	1-1	17	16	19
Sept. 23	2-1	19	18	18
Sept. 30 (17 consecutive polls)	2-2	21	21	23

## 1992

Date	Record	AP	UPI	USA Today
Preseason	0-0	23	25	23
Aug. 31	0-0	24	25	24
Sept. 7	0-0	24	24	24
Sept. 14	1-0	22	22	20
Sept. 21	1-1	—	—	—
Sept. 28	2-1	23	23	23
Oct. 5	3-1	17	17	17
Oct. 12	4-1	16	15	17
Oct. 19	4-2	19	19	19

## 1993

Date	Record	AP	USA Today
Oct. 6	4-1	23	NR
Oct. 13	4-1	22	24



**TURNING THE TIDE:** Tech shocked second-ranked Alabama, 24-21, in the 1981 season opener. Robert Lavette rushed two yards for the winning touchdown with 3:57 left.

# RANKINGS

## 1997

Date .....	Record .....	AP .....	USA Today .....
Oct. 5 .....	3-1 .....	25 .....	NR .....
Oct. 12 .....	4-1 .....	21 .....	25 .....
FINAL .....	7-5 .....	25 .....	NR .....

## 1998

Date .....	Record .....	AP .....	USA Today .....
Oct. 11 .....	4-1 .....	25 .....	25 .....
Oct. 18 .....	5-1 .....	20 .....	19 .....
Oct. 25 .....	5-2 .....	23 .....	24 .....
Nov. 1 .....	6-2 .....	23 .....	24 .....
Nov. 8 .....	6-2 .....	22 .....	23 .....
Nov. 15 .....	7-2 .....	21 .....	21 .....
Nov. 22 .....	8-2 .....	17 .....	18 .....
Nov. 29 .....	9-2 .....	12 .....	14 .....
Dec. 6 .....	9-2 .....	12 .....	14 .....
FINAL .....	10-2 .....	9 .....	11 .....

## 1999

Date .....	Record .....	AP .....	USA/ESPN .....	BCS .....
Preseason .....	0-0 .....	11 .....	11 .....	
Aug. 30 .....	0-0 .....	10 .....	no poll .....	
Sept. 5 .....	1-0 .....	10 .....	10 .....	
Sept. 12 .....	1-1 .....	12 .....	13 .....	
Sept. 19 .....	2-1 .....	10 .....	12 .....	
Sept. 26 .....	2-1 .....	9 .....	12 .....	
Oct. 3 .....	3-1 .....	7 .....	8 .....	
Oct. 10 .....	4-1 .....	8 .....	9 .....	
Oct. 17 .....	5-1 .....	8 .....	8 .....	
Oct. 24 .....	5-1 .....	8 .....	8 .....	8 .....
Oct. 31 .....	6-1 .....	7 .....	7 .....	7 .....
Nov. 7 .....	6-2 .....	13 .....	14 .....	15 .....
Nov. 14 .....	7-2 .....	14 .....	12 .....	15 .....
Nov. 21 .....	7-3 .....	20 .....	16 .....	
Nov. 28 .....	8-3 .....	17 .....	16 .....	
Dec. 5 .....	8-3 .....	17 .....	15 .....	
FINAL .....	8-4 .....	21 .....	20 .....	

## 2000

Date .....	Record .....	AP .....	USA/ESPN .....	BCS .....
Oct. 29 .....	6-2 .....	25 .....	NR .....	23 .....
Nov. 5 .....	6-2 .....	24 .....	NR .....	22 .....
Nov. 12 .....	7-2 .....	20 .....	22 .....	17 .....
Nov. 19 .....	8-2 .....	18 .....	19 .....	16 .....
Nov. 26 .....	9-2 .....	17 .....	18 .....	13 .....
Dec. 2 .....	9-2 .....	15 .....	17 .....	13 .....
FINAL .....	9-3 .....	17 .....	19 .....	

## 2001

Date .....	Record .....	AP .....	USA/ESPN .....	BCS .....
Preseason .....	0-0 .....	10 .....	13 .....	
Aug. 27 .....	1-0 .....	11 .....	14 .....	
Sept. 2 .....	2-0 .....	10 .....	13 .....	
Sept. 9 .....	3-0 .....	10 .....	11 .....	
Sept. 16 .....	3-0 .....	- No Polls -		
Sept. 23 .....	3-0 .....	9 .....	11 .....	
Sept. 30 .....	3-1 .....	17 .....	17 .....	
Oct. 7 .....	4-1 .....	15 .....	15 .....	
Oct. 14 .....	4-2 .....	23 .....	25 .....	
Oct. 21 .....	5-2 .....	21 .....	21 .....	
Oct. 28 .....	5-2 .....	23 .....	21 .....	
Nov. 4 .....	6-2 .....	20 .....	17 .....	
Nov. 11 .....	6-3 .....	NR .....	23 .....	
Nov. 18 .....	7-3 .....	21 .....	19 .....	
FINAL .....	8-5 .....	24 .....	NR .....	

## WINS OVER TOP 10 TEAMS

Date .....	Game .....	Opp .....	Tech .....
11-2-02 .....	at NC State, 24-17 .....	10/8 .....	NR .....
10-28-00 .....	at Clemson, 31-28 .....	5/4 .....	NR .....
10-17-98 .....	Virginia, 41-38 .....	7/6 .....	25/25 .....
11-3-90 .....	at Virginia, 41-38 .....	1/1 .....	16/14 .....
10-15-88 .....	South Carolina, 34-0 .....	8 .....	NR .....
9-12-81 .....	at Alabama, 24-21 .....	4 .....	NR .....
11-8-80 .....	Notre Dame, Tie 3-3 .....	1 .....	NR .....
10-8-66 .....	Tennessee, 6-3 .....	8 .....	9 .....
1-1-66 .....	Texas Tech, 31-21 .....	10 .....	NR .....
11-17-62 .....	Alabama, 7-6 .....	1 .....	NR .....
9-22-61 .....	at Southern Cal, 27-7 .....	9 .....	NR .....
11-5-60 .....	Tennessee, 14-7 .....	8 .....	NR .....
9-26-59 .....	SMU, 16-12 .....	6 .....	16 .....
10-3-59 .....	Clemson, 16-6 .....	6 .....	7 .....
10-10-59 .....	at Tennessee, 14-7 .....	8 .....	3 .....
10-18-58 .....	Auburn, Tie 7-7 .....	2 .....	NR .....
11-2-57 .....	Duke, 13-0 .....	7 .....	NR .....
9-29-56 .....	at SMU, 9-7 .....	5 .....	2 .....
1-1-55 .....	Arkansas, 14-6 .....	10 .....	NR .....
1-1-54 .....	West Virginia, 42-19 .....	10 .....	8 .....
1-1-53 .....	Mississippi, 24-7 .....	7 .....	2 .....
11-1-52 .....	at Duke, 28-7 .....	6 .....	4 .....
1-1-52 .....	Baylor, 17-14 .....	9 .....	5 .....
11-1-47 .....	Duke, 7-0 .....	9 .....	6 .....
9-26-42 .....	Auburn, 15-0 .....	4 .....	6 .....
1-14-42 .....	Alabama, 7-0 .....	5 .....	2 .....
10-21-44 .....	Navy, 17-15 .....	9 .....	8 .....
1-1-40 .....	Missouri, 21-7 .....	6 .....	16 .....



**DEZ WHITE** hauls in the winning touchdown pass in Tech's 1998 victory over sixth-ranked Virginia. White's 54-yard scoring play with 4:40 to play capped a 24-point second-half comeback.

## JOHN HEISMAN

**Georgia Tech Head Coach, 1904-19**

**Record: 102-29-7 (.779) • 16 years**

*The coach who ran it up 222-0 on poor Cumberland College was also the man who sent out nightly for ice cream for Woo, the family poodle. Yes, John W. Heisman was as complex as he was brilliant, alternately rigid and innovative. And he was the unquestioned father of football's Holy Trinity at Georgia Tech: Heisman, Alexander and Dodd. • by Jack Wilkinson, Atlanta Journal-Constitution*



**J**ohn Heisman was a disciplinarian who loathed profanity and fumbling, and loved conformity on the field. Yet he was also an aspiring actor who spent several summers working in summer stock. And while he made his players take cold showers after practice—hot water was reserved for game days—Heisman also helped usher football, if not indoor plumbing, into the modern era.

A legendary football coach, John W. Heisman coached at eight colleges but forged much of his legend on The Flats. He was head coach at Tech from 1904-19 and no one, not William Alexander, not even Bobby Dodd, has ever approached Heisman's success. The Jackets were 102-29-7 under him. Tech won the first of its four national championships in 1917. If Heisman wasn't the most modest of men, he also had ample reason to be proud.

Heisman's father was a German immigrant and son of a man named Baron von Bogart. The Baron disapproved when his son married a peasant girl from Alsace-Lorraine and disinherited him. In turn, the son took his wife's name "Heisman" and moved to America. Well, to Cleveland. And Johann Wilhelm Heisman was born there on October 23, 1869.

### Wizard's Wisdom

**Heisman formulated his ideas about football and distributed them to the football squad. They read:**

#### ALWAYS

ALWAYS play with your head.  
ALWAYS listen for signal.  
ALWAYS block your opponent at any cost.  
ALWAYS start as fast as you can.  
ALWAYS be where the ball is.  
ALWAYS win the game.

#### DON'T

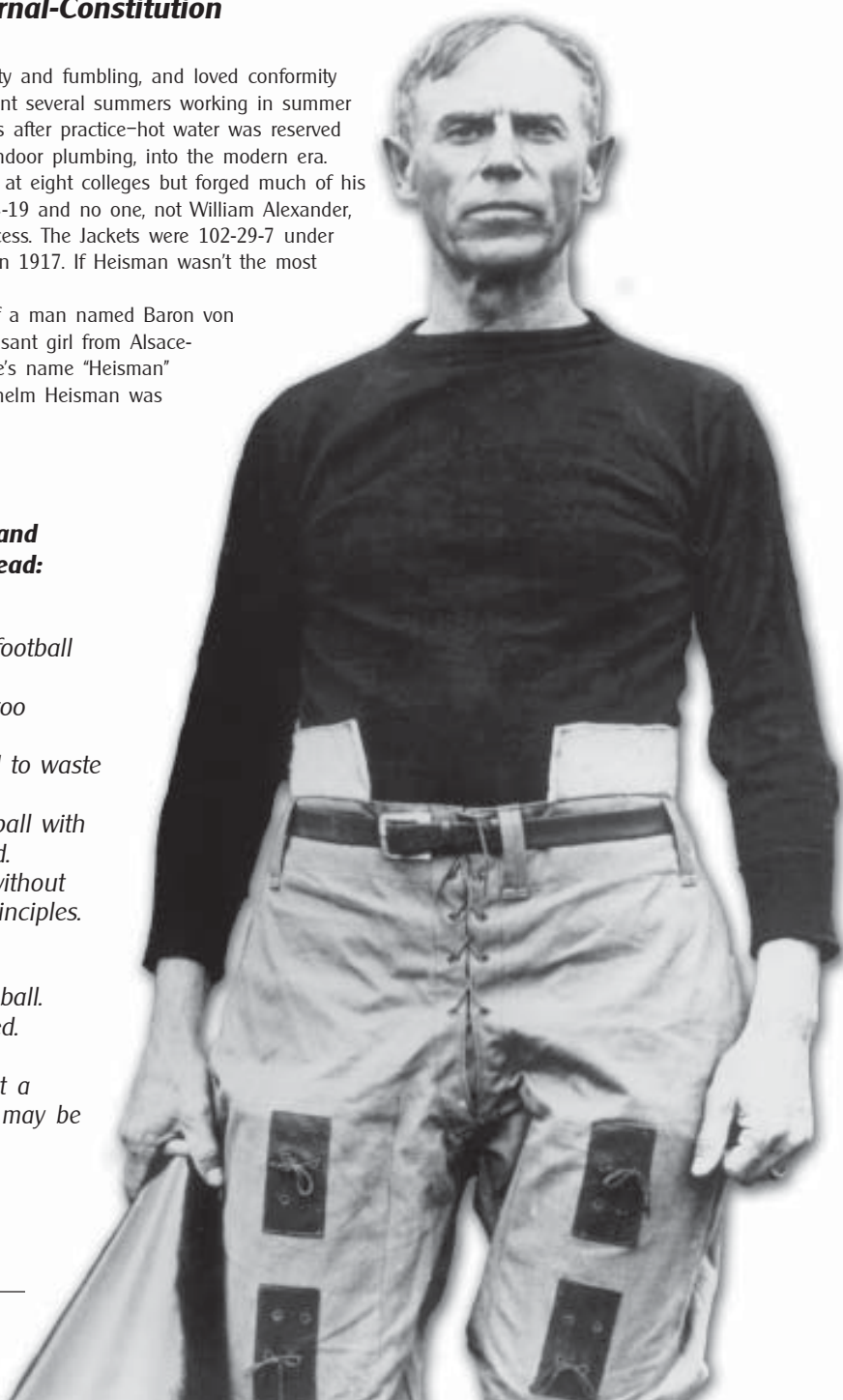
DON'T lose your head.  
DON'T fumble the ball.  
DON'T tackle high.  
DON'T stop running because you are behind.  
DON'T hesitate about falling on the ball.  
DON'T let a runner escape you after you have him.  
DON'T lose the game.

#### CAN'T

You CAN'T play football without brains.  
You CAN'T play too aggressively.  
You CAN'T afford to waste time talking.  
You CAN'T play ball with a swelled head.  
You CAN'T win without using these principles.

#### NEVER

NEVER drop the ball.  
NEVER get excited.  
NEVER give up.  
NEVER forget that a football player may be a gentleman.





# TECH TRADITION

Heisman discovered football at Brown University and later Penn, where he transferred and then earned a law degree. He never used it. While playing for Penn in an indoor football game at the old Madison Square Garden, Heisman's eyes were injured by the Garden's galvanic lighting system. The team doctor prescribed a two-year rest for Heisman's eyes. So instead of joining a law firm in 1892, Heisman became the first football coach at Oberlin College in Ohio. Goodbye, jurisprudence. Hello, hidden ball trick.

Heisman temporarily left Oberlin for Buchtel College (later the University of Akron) before returning to Oberlin and eventually moving South in 1895. At Buchtel, he'd conceived the center snap. At that time, the center rolled the ball on the ground to the quarterback. That was cumbersome for Buchtel's 6-4 quarterback, so Heisman had his center snap the ball through his legs and through the air.

At the Alabama Polytechnic Institute—later known as Auburn—Heisman first used the hidden ball trick against Vanderbilt.

He told his quarterback to slip the ball under his jersey and bend down to tie his shoelace while everyone else scattered. Even then, Vandy had problems defensively. The quarterback scored easily.

At Clemson, as at Auburn, Heisman offset his teams' lack of size by stressing speed and quickness. He also dazzled opponents with lateral passes, backward passes, reverses, onside kicks and even a pulling guard for sweeps.

In 1902, Heisman and Clemson cost Tech fans a bundle of money. The day before the game, Clemson hopped off the train in Atlanta, checked into a hotel and proceeded to party until dawn. Tech fans who saw all this and couldn't wait to bet on the game didn't see another train of Clemson players—the varsity, not the decoy scrubs—arrive Saturday morning. The varsity, well-rested after a quiet night in Lula, Ga., trounced Tech 44-5.

By the time Heisman came to Tech in 1904, his reputation was firmly established, which is why on Thanksgiving, 1903, after he'd agreed to take the job, Tech students joyously unfurled a banner reading, "Tech Gets Heisman for 1904." No Tech player has ever won the Heisman. But in '04, Tech got Heisman.

He was the first paid coach in the country, with a salary of \$2,250 plus 30 percent of the gate receipts.

While at Clemson, Heisman had married a widow named Evelyn McCollum Cox, an actress in the summer stock company in which Heisman also acted. (Apparently, Heisman was a slightly better coach than actor; a contemporary writer called him a "terrible Thespian.") In Atlanta, the Heismans lived near Tech on Ponce de Leon Avenue with Evelyn's son, Cox, and Woo, the family poodle whose ice cream urge was indulged nightly by Heisman.

His first Tech team was an immediate success. Just 2-5 in 1903, Tech went 8-1-1 under Heisman. And the Heisman legend at Tech began.

It was enhanced by his language and his formal, stilted, actor-of-the-day speech. Once while walking on North Avenue, Heisman called to one of his players, George Griffin, to cross the street. "Griffin, you are a great disappointment to me," Heisman said. When Griffin asked why, Heisman replied, "Well, I always expect you to get away for a long run, but you never do."

Heisman once tried to recruit Tech students at chapel thusly: "Gentlemen, we are destitute of people. If you weigh 150 pounds or more, please come out for football."



His rituals included an early-season practice speech. Holding up a football, Heisman would ask his players, "What is this? It is a prolate spheroid, an elongated sphere—in which the outer leather casing is drawn tightly over a somewhat smaller rubber tubing. Better to have died as a small boy than to fumble this football."

Fumbling was a cardinal sin. Sinners were forced to bounce a football 100 times against the fence that bordered the practice field. Fumbling was also featured prominently in Heisman's two-page list of football bromides. DON'TS included, "Don't fumble the football." NEVERS included "Never drop the ball." There were also ALWAYS ("Always play with your head") and CANTS ("You can't win without using these principles").

Heisman was a demanding perfectionist and peerless strategist. His teams used the Heisman shift, or jump shift, the forerunner to the T and I formations. His Tech teams didn't huddle; instead, the quarterback shouted plays, or called a series of plays. Or sometimes, Heisman illegally hand-signaled plays from the sideline. He helped fight to legalize the forward pass, the essence of modern football.

And he masterminded the most lopsided, memorable game in college football history. In the spring of 1916, Tech's baseball team (Heisman also coached baseball and basketball) was humiliated 22-0 by a Nashville pro team masquerading as Cumberland College. That fall, Cumberland decided to drop football, its athletic program in disarray. But Heisman was determined to avenge the baseball loss and embarrass the sportswriters who awarded the national championship to the highest-scoring team.

So Heisman offered Cumberland a \$500 guarantee and an all-expenses-paid trip to Atlanta. Cumberland accepted and 19 players (most members of Kappa Sigma fraternity, with scant football knowledge) left Lebanon, Tenn., by train for Atlanta. Only 16 arrived, three getting lost in Nashville.

By the time it was over, Tech had scored 32 touchdowns and 222 points in just 45 minutes of play. And Heisman had proven his point about pointless point totals.

The following year, the Golden Tornado were 9-0 and national champs, the third straight unbeaten team for Heisman. When Tech finally lost 32-0 to Pitt in the next-to-last game of the '18 season, it ended a 33-game unbeaten streak, including two ties. During that stretch, Heisman's teams outscored opponents 1,599-99.

Heisman's last season at Tech was 1919, when the Jackets finished 7-3. After a 14-7 loss to Auburn in the finale, Heisman announced that he was leaving Atlanta. He and his wife were divorcing. "I have agreed that wherever Mrs. Heisman wishes to live, I will live in another place. This will prevent any social embarrassment." When his wife chose to stay in Atlanta, Heisman had no choice but to leave.

He returned to Penn, his alma mater. Heisman would never duplicate his success in the South, though. Not at Penn, nor later at Washington and Jefferson and finally Rice. After resigning from Rice in 1926, Heisman became director of athletics at the Downtown Athletic Club in New York.

In 1935, the first Downtown Athletic Club Trophy was awarded to Jay Berwanger of Chicago, judged the nation's best college football player. On October 3, 1936, John Heisman died after a brief illness. He was 66. Two months later, the second DAC trophy was awarded. It now had a new name: the Heisman Memorial Trophy.

# WILLIAM ALEXANDER

**Georgia Tech Head Coach,  
1920-1944**

**Record: 134-95-15 (.580)**

*by Fred Russell, Nashville Banner*

***"Bill Alexander's life was an eloquent illustration of the phrase, 'It matters not whether you win or lose, but how you play the game'," wrote Ralph McGill, editor of the Atlanta Journal.***



**I**t was in 1906 that a 16-year-old boy walked into the registrar's office at Georgia Tech, saying that he was William Anderson Alexander from Mud River, Ky., and he wanted to study engineering. He was admitted as an apprentice student, because his high school background was lacking.

When Bill Alexander died in his sleep on April 23, 1950, he was still at Georgia Tech, not as an engineer, but as one of the most respected figures in the history of college athletics.

Alex hadn't been good enough to play varsity football, but in 1908 Coach John Heisman appointed him captain of the scrubs, and in his senior year he got into the Georgia and Clemson games long enough to win a letter. Later Heisman, whose name lives on the trophy presented annually to the outstanding player in college football, added Alex to his coaching staff.

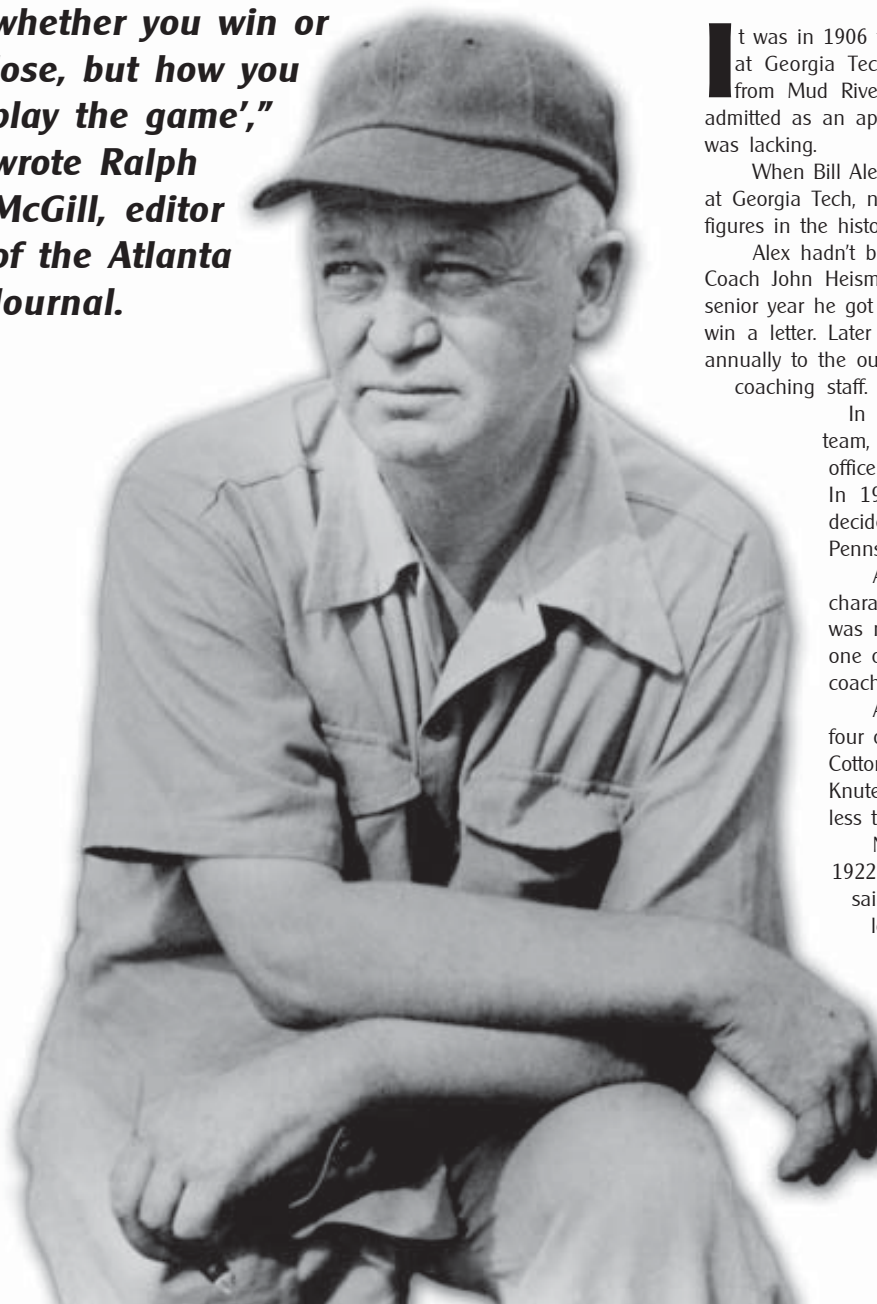
In 1917, when Heisman produced an undefeated Tech team, Alex was in World War I, serving in France as a young officer instructing troops in the mathematics of field artillery. In 1920, after his return to Atlanta and after Heisman decided to become coach of his alma mater, University of Pennsylvania, Alex was named the Georgia Tech head coach.

A tough, clever taskmaster, with his teams to match his character, Bill Alexander knew glorious years on The Flats. It was not until his fifth season as head coach, in 1924 that one of his teams lost to a Southern opponent, to Alabama, coached by Wallace Wade.

Alex was the first coach whose teams appeared in all four of the major bowls: the Rose in 1929, Orange in 1940, Cotton in 1943 and Sugar in 1944. It was Notre Dame's Knute Rockne who said: "Bill Alexander gets more out of less than any coach in America."

Notre Dame and Georgia Tech played each other from 1922 through 1929. When the series was scheduled, Alex said, "They will beat us about nine times out of ten, but in losing we will learn a lot of football. We will gain a lot of prestige nationally. And when we win, it will be a mighty sweet victory." Tech won only in 1928, 13-0.

Alex's overall record as a head coach, from 1920 through 1945, was 134-95-15. It was during his dismal seasons, such as 1931 when Tech lost to Vanderbilt, 49-7, that people, especially newspapermen, came to know the real Bill Alexander. He was genuine.





# TECH TRADITION

Nothing riled Alex more than criticism of his players. In the locker room after Alabama beat his 1933 team, 12-9, on a last-minute interception, an assistant coach lacerated the Tech squad for its lapse. Alex couldn't stand it. "Get out!" he thundered at his aide. "This is your team only when it wins. Now it's my team. Get out before I throw you out!"

Yet Alex had his full share of fun. Whenever he diagramed a football play, he always chalked tiny "x's" to denote Tech players and huge circles to represent the opposing team.

A favorite of Alex was Bill Fincher, a giant Tech tackle who had one glass eye. Occasionally, after the first two or three plays had been run in a game and some physical contact established, Fincher would surreptitiously slip his eye into his hand, then suddenly show his face to the lineman opposite him and growl: "So that's the way you wanna' play, huh?"

Alex was a bachelor until in his 50s. Fiercely independent, he turned down many invitations to eat Christmas dinner at the home of good friends, fearing he might be imposing on family gatherings. On more than one Christmas Eve morning, he would board the "Dixie Flyer" train in Atlanta and settle comfortably into a Pullman seat, reading a newspaper or sometimes a magazine or book, and enjoying the scenery. Late in the afternoon in Nashville, one of his longtime friends, a dining car steward, would climb aboard, greet Alex warmly and prepare to assume his duties en route to Chicago. Except, as both knew so well, there are mighty few if any passengers riding a train on Christmas Eve night. Both being convivial gentlemen and slow sippers, Alex and his friend savored the leisure and enjoyed probably the most unhurried meal and the fullest service in the history of railroad dining. The next day both men would head back South on the same "Dixie Flyer," content in their placid way of alleviating loneliness at Christmas time.

Perhaps the severest test of Alex's equanimity happened shortly after his marriage. Coming to breakfast early and alone one morning, he said to the cook: "I'll eat the rest of that barbecue hash that we had last night. Just heat it up a little and put it on toast."

Several minutes later, drinking his second cup of coffee after having eaten the barbecue, Alex welcomed Mrs. Alexander to the table after she had first visited the kitchen. She informed him that he had eaten not barbecue, but a half-can of dog food.

"Well, it was a little flat, but not bad," Alex said, with insouciant calm.

This was the same Bill Alexander whose composure during probably the wildest bit of action in the history of post-season bowl games remains a conversation piece among the still living members of that unbeaten 1928 Georgia Tech team. In the Rose Bowl on New Year's Day, 1929, Tech and the University of California were tied 0-0 in the second quarter with Tech in possession of the ball on its 23-yard line. Running back Stumpy Thomason fumbled and Roy Riegels, California center, grabbed the ball while it was still in the air. In turning to avoid a tackle, Riegels somehow lost his direction and headed towards his own goal. As Riegels was being chased by teammate Benny Lom, it was delirium on the sidelines. Except for Coach Alexander, who said to his excited players jumping up and down near the Tech bench: "Sit down. Sit down. He's just running the wrong way. Every step he takes is to our advantage."

Riegels stepped 64 yards before Lom caught him and spun him. The ball went into the end zone, but the officials placed it on the one-yard line. When Cal tried to punt from its end zone, Tech tackle Vance Maree blocked the kick for a safety and two points. The final score was Tech 8, California 7.



***"I've often thought that life's most rewarding satisfaction for Bill Alexander, and later for Bobby Dodd, was in hearing so many old players say that the happiest days of their lives were when they were playing football at Georgia Tech."***



After being recognized as 1928 national champions, Tech only won three games in 1929

and two in 1930. Coach Alex began looking for a bright young assistant. He had heard and read about the University of Tennessee's lanky, bold senior All-American quarterback, Bobby Dodd.

In midseason, 1930, Alex had sent his line coach, Mac Tharpe, to scout future opponent North Carolina, playing Tennessee in Knoxville. Tharpe's automobile broke down en route and by the time he reached Knoxville, the game was over. Tharpe sought information from Tennessee head coach Bob Neyland, who suggested that he talk to Dodd. When Tharpe got back to Atlanta he told Alex: "Dodd's analysis of Carolina is better than any scouting report that I could have made."

Alex admitted that he also was most impressed after reading a newspaper story about how Dodd, seemingly trapped behind Tennessee's goal line for a big loss in the final game of his college career, had escaped to throw an impromptu touchdown to Buddy Hackman for the decisive play in a 13-0 defeat of Vanderbilt.

On Dec. 28, 1930, Tech signed Robert Lee Dodd as an assistant football coach. The salary was \$300 a month, but Alex offered a \$600 bonus if Bobby would report in time for spring football practice.

"That \$600 was more money than I had ever seen," Dodd said. "I used about \$500 of it paying off debts I had accumulated in Knoxville. And you know, in all the years I was at Georgia Tech, I never had a contract."

"Coach Alex was wonderful to me. He could growl and snap, but when it came to an emergency, he was your guy. He enabled me to purchase the home my family and I lived in so many years. And he did the same thing for our black trainer, Porto Rico.

"The Old Man was a clearing-house for everybody in the Tech family, from toothaches to funerals to household quarrels. He had the story-telling ability of Mark Twain, the accumulated miscellaneous information of John Kieran and the sympathetic understanding of Dorothea Dix."

It is remarkable that Alexander and Dodd coached at only one university. It is more remarkable that Alex was on the Tech scene as student, assistant coach, head coach, and athletic director for a total of 44 years, and Dodd as an assistant coach, head coach, athletic director and finally fund-raiser for 58 years, until his death in 1988 at age 79.

I often thought that life's most rewarding satisfaction for Bill Alexander, and later for Bobby Dodd, was in hearing so many old players say that the happiest days of their lives were when they were playing football at Georgia Tech.



## BOBBY DODD

**Georgia Tech Head Coach,  
1945-1966**

**Record: 165-64-8 (.713)  
22 years**

*Robert Lee Dodd brought a different style to coaching, an emphasis on craftsmanship, finesse, well-rehearsed execution and sideline genius.*

*Many a time have I heard it said, "Bobby Dodd was the best sideline coach I ever saw."*

*by Furman Bisher,  
Atlanta Journal-  
Constitution*



**T**he way I get the story, Bobby Dodd came to Atlanta with the Tennessee basketball team for the tournament that ended the 1931 season in the old Southern Conference, and never left. He had been hired, very quietly, as a football assistant at Georgia Tech. Spring practice was about to begin, and he brought along his few belongings and bunked in with Ed Hamm, who had won the Olympic gold medal in the broad jump in 1928.

Dodd, as a crafty All-American quarterback at Tennessee, had been in great demand as a coach once his eligibility had played out. Bob Neyland had expected him to move onto his staff at Knoxville, and the renowned Wallace Wade, then breaking in at Duke, had made overtures.

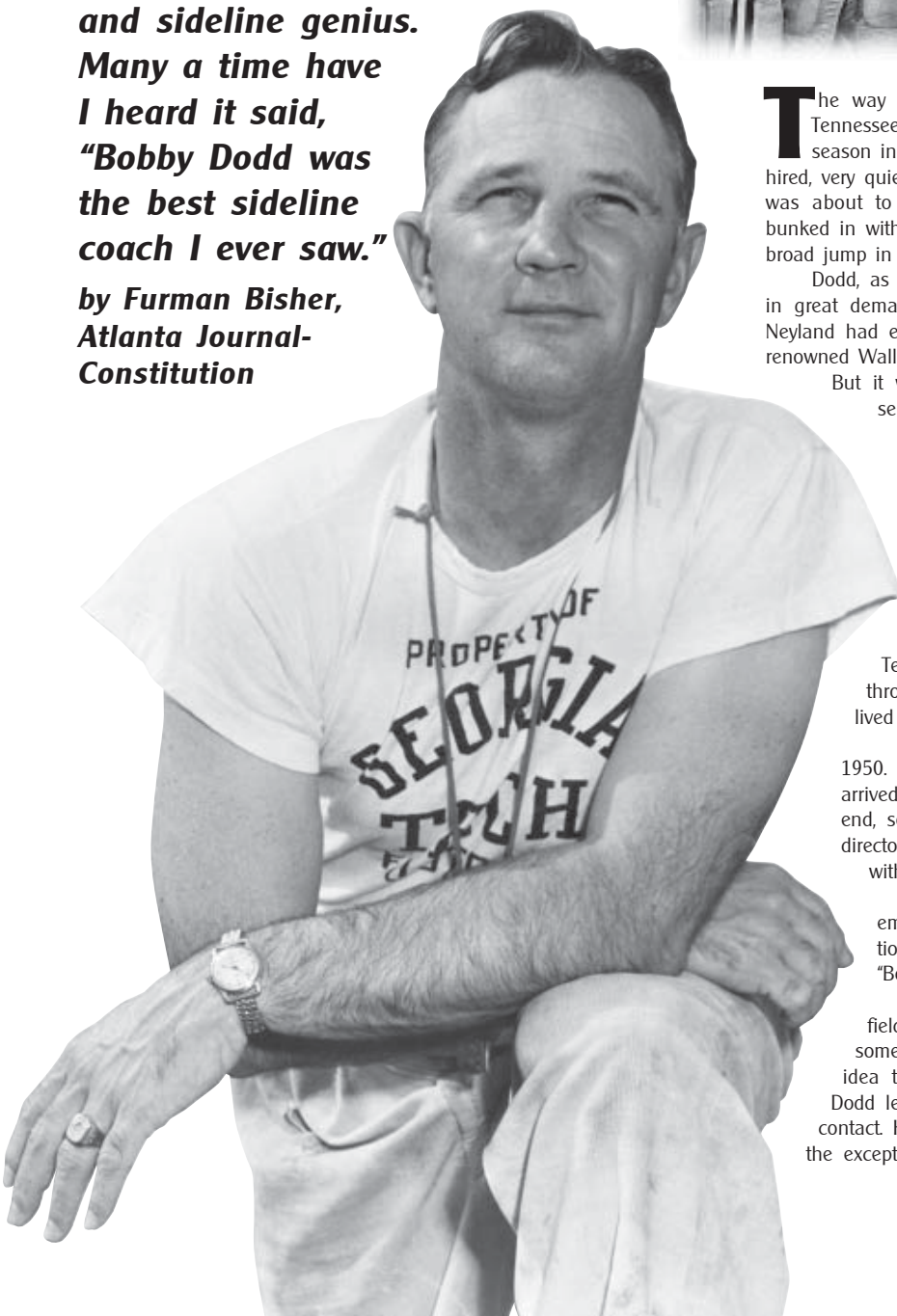
But it was Bill Alexander who won him, through the solicitous services of Chip Robert, extolled as a scatback at Tech in the early 1900s, and who had generated great wealth in the architectural world. It was said that General Neyland never forgave Dodd for turning him down, and when Dodd's third Georgia Tech team thoroughly trounced the Vols in 1947, the abyss was deepened.

But so much for old wounds. On to the grandeur of the Days of Dodd at Georgia Tech, the stuff of which fables are woven. To try to compress in a few pages the glorious times of Dodd as football coach at Georgia Tech is likened to the Biblical parable of passing a camel through the eye of a needle. So I can only tell it as I saw it, lived it and have reminisced it.

Dramatic events took place in the lives of both of us in 1950. I moved from Charlotte to join the Atlanta newspapers. I arrived in town one weekend, Bill Alexander died the next weekend, so I never knew the man. Dodd ascended to the athletics directorship and he was launched on a glorious run that ended with his withdrawal from coaching in February 1967.

Robert Lee Dodd brought a different style to coaching, an emphasis on craftsmanship, finesse, well rehearsed execution and sideline genius. Many a time have I heard it said, "Bobby Dodd was the best sideline coach I ever saw."

He didn't believe in leaving your game on the practice field, so Dodd teams enjoyed their weekday afternoons. While some coaches left their teams bruised and battered with the idea that they were making them tough for Saturday's game, Dodd left his men on the edge of condition, hungering for some contact. He wasn't always that easy, but it was more the rule than the exception.



# TECH TRADITION

He also de-emphasized his own role in coaching. His assistants coached, he supervised, kept track of drills and entertained his guests from the press, usually aloft on his tower, the first of those things I ever saw. We once did an article for *Look* magazine titled, "Head Coaches Don't Coach Any More." He was ahead of his time, far ahead.

Dodd was a reluctant student, from the time he first made acquaintance with football at Kingsport High in Tennessee. Don't consider him a Tennessean. "I'm a Virginian," he said. "That's my home." He was born in Galax. Add a "y" to it and you've still got a scruffy mountain town in southwest Virginia. He was probably the only star it ever produced. At Kingsport, he was so happy playing high school football that, "I planned to make that my career," he said often in the annual presentation of the Bobby Dodd National Coach of the Year Award.

When his playing time ran out at Tennessee, he was still a first-quarter junior. It was later that he began to realize the gross mistake he'd made, and how errant he'd been having no college diploma. He turned on the academically uninspired like a reformed alcoholic turns on boozers. He preached education, demanded education, provided a tutor for his less accomplished classroom athletes, and hounded them until they left Georgia Tech with diploma in hand.

He approved of marriage for his players, another forerunner among coaches. Most coaches frowned on wedlock. A player got married at Mississippi, John Vaught kicked him off the squad.

"Keeps them off the street," Dodd said. "You know where they are at night."

At one time, golf was Dodd's main avocation, fancied himself as quite a player, and especially a putter. Fred Hooper, the legendary horseman, takes credit for 'curing' him of golf. "I played him in Miami one year and beat him out of \$700. He wrote me a check, put his clubs in the car and told me he'd never play again," Hooper said.

He did, one more time, for four holes at Peachtree Golf Club a few years before his death. Frank Broyles was in town and Dodd went along for a few holes until it wasn't fun any more. "Now I know why I quit this game," he said, put his club back in the bag and walked the rest of the round with us.

Fishing succeeded golf, bass fishing. He was a master at it. Dodd didn't take up anything he couldn't master. We were preparing for a magazine story on Dodd's fishing when the accompanying photographer, Kenneth Rogers, said, "Just throw out a line so I can see if I'm in focus."

Dodd made a casual cast with a top-water lure, something snapped at the lure, made a run with it, the reel singing a tune happy to any angler's ears, and Dodd pulled in a six-pound bass, just practicing.

Tennis? The tennis stories about Dodd are legend. He had an unorthodox style, a swing like somebody falling out of a tree, but he was a smashing doubles partner. He covered the court and his best shot was a protective one. The week after two South African girls had won the U.S. Open doubles at Forest Hills, they came to town and played a match against Dodd and Joe Becknell, a local pro, both twice as old as the two champions. Dodd and the pro had the girls on the ropes in the second set, an ace away from winning, but youth and agility eventually won out over the two tiring elders. It was a match to remember, though.

You know the records. They're all in the book, how many games he won, all those bowl games he won—six in a row at one time before Broyles, his old pupil and assistant, then at Arkansas, broke it in the Gator Bowl—all the statistics, all the glory and the honors. What isn't in there is Dodd the Person because you can't translate a man's personality, his grace, and how he can charm those around him, into figures. Old Georgia Bulldogs hated him because he made it look so easy. Over one stretch of the '50s Dodd beat Georgia eight games in a row. It seemed that Georgia might never beat Georgia Tech again. But then it seemed there would be a Dodd at Georgia Tech forever. Nobody could imagine it otherwise, but time and its wretched allies take care of such fantasies. A street has been named for him, and the stadium gathered around Grant Field, all attempts to prolong the legend, but the best of it are the memories that warm the heart.

Coaches have come and coaches have gone since, some who played for him and walked in his shadow, and long the search will continue, but when the final chapter is written, there will have been only one Bobby Dodd at Georgia Tech, the place those who reach back in sentiment call The Flats.



## The Dodd File

- Born Robert Lee Dodd on Nov. 11, 1908 in Galax, Va.
- Starred as single-wing quarterback at Kingsport (Tenn.) High
- All-America quarterback at Tennessee, leading the Volunteers to a 27-1-2 record from 1928-30
- Began his 36-year coaching career in 1931 as a Georgia Tech assistant under William Alexander
- Had a 57-year association with Tech, through stays as head coach (1945-66), athletic director (1950-76) and alumni association consultant until his death at age 79 on June 21, 1988
- Compiled a 165-64-8 record (.713) in 22 seasons
- Guided Tech to a 31-game winning streak from 1951-53, including a perfect 12-0 season and national title in 1952
- Posted a sparkling 9-4 record in bowl games
- Won eight straight bowl games and six in six seasons from 1951-56, including the 1952 Orange, 1953 Sugar, 1954 Sugar, 1955 Cotton, 1956 Sugar and 1956 Gator
- Tutored 21 first-team all-Americans
- Inducted into the National Football Foundation College Football Hall of Fame in 1993. Already in the Hall for his playing career at Tennessee, he joined Amos Alonzo Stagg as the only inductees to be enshrined as player and coach





## AL CIRALDO

**For 43 seasons, legendary radio voice Al Ciraldo made expressions like, "Toe Meets Leather" as much a part of Georgia Tech football as Buzz and Bobby Dodd.**

Georgia Tech has lost a legend," said Tech Director of Athletics Dave Braine upon Al Ciraldo's death on Nov. 7, 1997 at the age of 76. "He was a legend in Georgia Tech athletics, just like Bobby Dodd."

Ciraldo retired from Tech's broadcast team in 1997, completing an on-air career that began in 1935 as play-by-play voice for the minor-league baseball Akron Yankees and spanned 62 years, the last 43 of them with Georgia Tech.

Ciraldo stepped down from play-by-play announcing prior to the 1992-93 season but served as host for Tech's pregame, halftime and postgame shows.

A 1948 graduate of the University of Florida with a degree in Radio Broadcasting, Ciraldo actually came to Atlanta in 1949 as the play-by-play announcer for the University of Georgia's basketball broadcasts at WGBE-Radio.

He joined the staff at WGST-Radio and broadcast his first Tech football game in 1954 against Tulane. His first Tech basketball game was against Sewanee that same year. Over the next 38 seasons, he called 416 football and 1,030 basketball games for the Rambling Wreck.

In 1984, Ciraldo moved with Tech from WGST to WCNN.

"Everyone knows how much Al Ciraldo's meant to Georgia Tech," said former Tech basketball coach Bobby Cremins. "But he's meant so much to Bobby Cremins as well.

"As far as I'm concerned, he's a legend and a part of Georgia Tech that can never be replaced. The Al CiralDOS of his time only come around once in a lifetime."

Dr. Homer Rice, who retired in 1997 after 17 years as Tech's Director of Athletics, said of Ciraldo, "His deep-seated love for Georgia Tech was matched only by the affection of Georgia Tech and its fans, friends and alumni towards him."

Kim King, Ciraldo's longest radio partner as the two teamed on Tech football for 17 years, said "It will be hard to imagine Georgia Tech without Al Ciraldo in the radio booth. But I admired him more than as just a radio announcer. He was a unique individual who stood for old-fashioned values and virtues you don't see a lot of these days."

Thad Horton was his first partner in 1954, and during the 1960s, Pat Williams, future NBA general manager, worked with Ciraldo for two seasons.

**The Al Ciraldo Fund was established to benefit athletic and non-athletic scholarships at Georgia Tech, and the Carlyle Fraser Heart Center at Crawford Long Hospital.**



## THE VOICE OF THE YELLOW JACKETS

**TO A "T":** Al Ciraldo, with his wife Ruth, daughter Barbara and Director of Athletics Dave Braine, was presented the "T" from the Tech Tower on Sept. 27, 1997, more than 40 years after he broadcast his first Tech game in 1954.





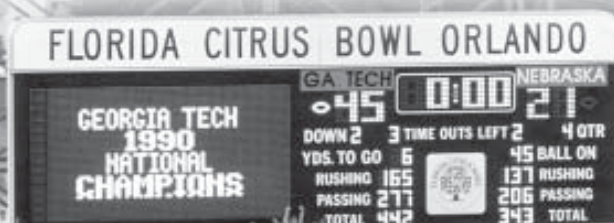
## 4 NATIONAL CHAMPIONSHIPS 1917 • 1928 • 1952 • 1990



Tech's 1952 national championship team featured six first-team all-Americans: (l-r) HB Leon Hardeman, LB George Morris, E Buck Martin, DB Bobby Moorhead, C Pete Brown and T Hal Miller.



Tech capped National Championship seasons with victories in the 1991 Florida Citrus Bowl over Nebraska, the 1953 Sugar Bowl over Mississippi and the 1929 Rose Bowl over California.



### GEORGIA TECH'S CONFERENCE CHAMPIONSHIPS

#### SIAA (5)

1916 • 1917 • 1918 • 1920 • 1921

#### Southern Conference (3)

1922 • 1927 • 1928

#### Southeastern Conference (5)

1939 • 1943 • 1944 • 1951 • 1952

#### Atlantic Coast Conference (2)

1990 • 1998

### NATIONAL CHAMPIONSHIP RECOGNITION

Georgia Tech has won four national championships. Tech's four titles are by virtue of a national wire service (1952 & 1990) or by consensus of polls available at the time (1917 & 1928).

Tech's undefeated 1951 squad did not win a wire service title (Tennessee won the AP and UPI crowns), but the Jackets, along with Illinois, earned national championship recognition by the Board System. William Board of Tucson, Ariz., developed a mathematical formula that was published in newspapers from 1930-60.

Tech's 1951 and 1956 teams also earned national championship recognition by the Berryman system, a mathematical formula developed by Clyde Berryman of Washington, D.C. in 1990. Berryman named predated national champions from 1940-89.

## 1990 NATIONAL CHAMPIONS

*Georgia Tech added another chapter to its storied football tradition in 1990 with a Cinderella-like rise to the top of the college football world, culminating in the school's fourth national title.*

Coached by Bobby Ross, the unanimous choice as National Coach of the Year, the Rambling Wreck staged an amazing turnaround. Just two years removed from 2-9 and 3-8 campaigns in 1987 and 1988, Tech entered the 1990 season unranked but finished as the only unbeaten team in major college football to earn No. 1 honors from the United Press International coaches' poll, as well as *The Sporting News* and *Scripps-Howard News Service*. The many magical moments were plentiful: the dramatic goal-line stand against Clemson, the heart-stopping victory at No. 1-ranked Virginia, last minute heroics against North Carolina and Virginia Tech, and a second straight win over Georgia, capped by the convincing victory over Nebraska in the Florida Citrus Bowl.

### **Tech 21, NC State 13**

Utilizing a stingy defense and the clutch play of quarterback Shawn Jones, Georgia Tech scored 14 fourth-quarter points to grab a 21-13 come-from-behind win in the opener.

### **Tech 44, UTC 9**

Jones threw for 265 yards and the Tech defense forced seven turnovers as the Jackets captured their eighth straight home win.

### **Tech 27, South Carolina 6**

Tech's defense allowed just 196 yards of total offense, including only 40 on the ground, and extended its streak to 12 consecutive quarters without allowing a touchdown in upending 25th-ranked South Carolina at Bobby Dodd Stadium.

### **Tech 31, Maryland 3**

A relentless defense bagged a school-record 11 sacks, including five by Marco Coleman, and Tech held Maryland to minus-20 yards rushing in steam-rolling the Terps, 31-3, at College Park, Md. Jones passed for a season-best 276 yards.

### **Tech 21, Clemson 19**

The 18th-ranked Jackets used an 87-yard kickoff return by Kevin Tisdell and a dramatic goal-line stand to slip by 15th-ranked Clemson in Atlanta. With its ninth straight win, Tech moved to 5-0 for the first time since 1966. The Tech defense extended its touchdown-less string to 19 quarters before allowing a fourth-quarter score.

### **Tech 13, North Carolina 13**

Costly turnovers and near perfect North Carolina special teams play forced 13th-ranked Tech to settle for a 13-13 tie in Chapel Hill, N.C., despite outgaining the Tar Heels, 435 yards to just 151.

### **Tech 48, Duke 31**

William Bell rushed for 166 yards and Kevin Tisdell struck again with an 85-yard kickoff return for a touchdown to spark Tech to a 48-31 Homecoming win.

### **Tech 41, Virginia 38**

Scott Sisson's 37-yard field goal with just seven seconds remaining capped a dramatic comeback and lifted the Jackets to a stunning upset over No. 1-ranked Virginia in what many considered the greatest game in ACC history. Tech rallied from deficits of 13-0 and 28-14, and, after a dramatic goal-line stand by the Tech defense forced the Cavs to settle for a game-tying field goal with 2:34 left, Jones engineered a 56-yard drive to set up the winning field goal. The vaulted Tech from 16th to 7th in the national polls.

### **Tech 6, Virginia Tech 3**

Sisson was the hero for the second straight week as he booted two field goals in the final five minutes, winning the game on a 38-yard kick with just eight seconds left for a 6-3 victory in Atlanta that extended the Jackets' unbeaten streak to 13 games.

### **Tech 42, Wake Forest 7**


A potent Rambling Wreck attack rolled up 452 yards of offense as Tech downed the Deacons, 42-7, in Winston-Salem, N.C., to win its first Atlantic Coast Conference title.

### **Tech 40, Georgia 23**

Jones passed for 225 yards and tied his career-high with four touchdown passes as the Jackets rallied from a 9-0 deficit for a 40-23 road win, Tech's second straight victory over its arch-rivals. Tech finished the regular season as the nation's only unbeaten team and ranked second.

### **Tech 45, Nebraska 21**

Georgia Tech, an underdog despite its No. 2 ranking, capped a Cinderella season with a dominating 45-21 victory over 13th-ranked Nebraska in the Florida Citrus Bowl on New Year's Day. Jones totalled 318 yards of total offense and was selected the game's MVP, and Bell added 127 yards rushing and scored three touchdowns for the Jackets, who improved their bowl record to 17-8. One day later, the Jackets were crowned national champions after leaping Colorado for the No. 1 position in the UPI coaches' poll.





## 1952 NATIONAL CHAMPIONS

***"The best football team that I coached," said Bobby Dodd of his 1952 squad that recorded a perfect 12-0 season and beat Ole Miss in the Sugar Bowl. The Jackets were voted number one by the International News Service while finishing second to Michigan State in the AP and UPI polls.***

### **Tech 54, The Citadel 6**

The game turned into such a one-sided affair that in the second quarter a public address announcement went out for a student named Cecil Davis. By the third quarter, Davis, a freshman defensive back from Griffin, was dressed in a uniform. Not only did he play in the game, but he made an interception.

### **Tech 17, Florida 14**

After Tech tied the game at 14-14, head coach Bobby Dodd predicted that placekicker Pepper Rodgers would win the game on a field goal just like the previous Orange Bowl, a 17-14 win over Baylor. Ditto.

### **Tech 20, SMU 7**

Called the greatest offensive showing in Texas since Doak Walker, Tech's two-horse team of Leon Hardeman and Bill Teas ran wild over the Mustangs for 246 yards. "I never did see two young halfbacks make such a mess out of a football game in my whole life," remarked an old Texas fan.

### **Tech 14, Tulane 0**

Tech's "Rambling Rookies," described as the youngest and sharpest backfield combination among the nation's top teams with three sophomores and two juniors, totaled 405 yards against the Green Wave.

### **Tech 33, Auburn 0**

The Engineers' defense, ranked second in the nation in points allowed, played its best game of the season while recording the shutout. Defensive back Bobby Moorhead intercepted two passes and returned both for touchdowns on runs of 46 and 41 yards.

### **Tech 30, Vanderbilt 0**

The Commodores had a player named Bobby Dodd (no relation) but Bobby Dodd's Tech team mastered Vanderbilt behind the rushing of Leon Hardeman (102 yards) and the linebacking corps of Larry Morris and George Morris.



**LEON HARDEMAN (#11)** nears the end zone in Georgia Tech's Sugar Bowl win over Mississippi.

### **Tech 28, Duke 7**

*Life* magazine featured the game with the headline "Tech Barbecues Duke." Blue Devil head coach Bill Murray called Tech "the greatest team in the country" as the Jackets rolled over Duke in front of bowl scouts.

### **Tech 45, Army 6**

With a Sugar Bowl bid in hand, Tech routed the Cadets of West Point. Tech's Dave Davis had an 80-yard punt in the game. The accolades continued for the Engineers as Army Coach Red Blaik said, "I never compare teams, but I repeat, this team could play in any league."

### **Tech 7, Alabama 3**

The newspaper headline read, "How a Little Man Charged an Elephant and Saved a Football Game for Tech." Jackie Rudolph (above), a 5-7, 155-pound defensive back, stopped 'Bama's Bobby Marlow on a fourth down play from the four-yard line that turned the tide as Tech, ranked second, knocked off the 12th-rated Crimson Tide.

### **Tech 30, Florida State 0**

Tech's winning streak reached 24 straight games as the Jackets played "just fair" according to Bobby Dodd in their warmup for the final regular season game against Georgia.

### **Tech 23, Georgia 9**

Tech's Chappell Rhino made the most of his only play in the game. With the undefeated Yellow Jackets trailing 7-3 in the third quarter, "One-Play Rhino" entered the game on fourth-and-four at the Georgia 10-yard line.

Quarterback Bill Brigman faked a belly play to Glenn Turner and then pitched to Rhino, who had lined up at left halfback. Rhino threw a 10-yard touchdown pass to Buck Martin in the corner of the end zone to give Tech the lead for good.

### **Tech 24, Mississippi 7**

Culminating a perfect season, Tech downed the Rebels in the Sugar Bowl behind a strong defense. Pepper Rodgers threw a touchdown pass and kicked a field goal for the Jackets, while Leon Hardeman and Bill Brigman added touchdowns.



## 1928 NATIONAL CHAMPIONS

***The most glorious football season Georgia Tech's Yellow Jackets have ever experienced came to an end on last New Year's day, when the gallant sons of the red clay hills won the national championship by a brilliant victory over the University of California at the famous Rose Bowl in Pasadena, California.***  
***by Morgan Blake, Atlanta Journal sports editor***

**P**revious to this battle Tech had won the Southern Conference championship by sweeping through a very strong field. In addition the Jackets finally conquered their old foes, the pesky Irishmen of Notre Dame.

It was the second straight conference championship for Coach Alex and his noble band, and the Jackets were worthy of all the laurels that they won.

The Jackets started off their season without any particular splash. They won a two touchdown victory over V.M.I. in a broiling hot sun, and then they invaded New Orleans for a battle with Tulane. The Greensbacks on the previous Saturday had slaughtered the Mississippi Aggies, and the Pelican fans were all excited over what they figured would be a victory over the famous foe from the Empire State. Tech however was too much for the Louisianians.

The next Saturday the Notre Dame Irishmen, with six straight victories over Tech under their belts, came to town. The Jackets started off with a burst of offensive speed which included two beautiful passes, and swept over a touchdown in the first few minutes. Shortly afterwards Bob Randolph made a long run taking the ball within the enemy's five-yard line. It looked like a rout at this stage. But the Irish made a gallant stand and took the ball away on downs.

From that point, Tech waged a defensive fight against the traditional brilliant and versatile attack of Rockne. Three times the Jackets, fighting like wild men took the ball away from the enemy within the five-yard zone. Finally in the closing moments one of the desperate passes of the Irish was intercepted by Father Lumpkin, who ran it back to within a few yards of the goal, from which point the Jackets pushed it over to make assurance of victory doubly sure.

The following Saturday Tech went to Chapel Hill to play North Carolina. In the first half Coach Alex gave his regulars, worn out from the Notre Dame encounter, a rest. He sent into the field a team composed largely of sophomores, and three touchdowns were scored on the Tarheels.

At the end of the half it seemed like a rout, but the second half was different. Not only did the Jackets fail to score again, but they had their goal line crossed for the first time during the season. It was a brilliant comeback on the part of North Carolina but it was futile as Tech had too big a lead.

The next game was with the plucky Petrels of Oglethorpe. These boys gave the Jackets a big scare in the first half, the teams going to recess in a 7 to 7 tie. But in the next half the Jacket Juggernaut began to rumble and the Petrels were smothered.

Then came the game with Vanderbilt. It was a desperate battle with honors even up to the last few minutes of the first half when Tech pulled that



famous quadruple pass Mizell to Thomason to Jones to Mizell. It resulted in a long gain for a touchdown and completely bewildered the Vandy team. In the second half Mizell went wild and ran the Commodores ragged. In the game he advanced the ball over 200 yards himself.

In the Alabama game, Tech got a real scare. It was a weird fantastic game, full of both brilliance and bone-headedness and mechanical blunders by both teams. At the end of the third quarter the teams were tied 13-13.

Then Stumpy Thomason broke the tie with one of the most brilliant runs he had ever pulled in which he bowled over five tacklers between him and the goal. The Alabama defense crumpled after this and Tech made two more touchdowns. Mizell continued his brilliant running and piled up a total over 200 yards again.

The Auburn game on Thanksgiving day was a rout, the Plainsmen unable to stop the furious thrusts of the great Tech backfield. The Tigers fell 54-0.

The greatest crowd of the local season was on hand to see Georgia play Tech on Grant Field. The Bulldogs were not given a chance but they set their supporters crazy with joy when they scored the first touchdown of the game. The Jackets however refused to get excited. They went about their business in their usual cool and effective manner and scored three touchdowns before the game ended.

Then came the California trip and the National Championship.

Not only did Tech have a brilliant and resourceful backfield, but the Jackets had one of the greatest lines the South had seen. Peter Pund was practically the unanimous choice of every critic for All American center. Warner Mizell was almost as popular a choice for All American halfback, and Frank Spear, tackle, won the Associated Press composite selection for All American tackle. Raleigh Drennon received prominent mention. Mizell, Thomason, Spear, Jones, Pund and Drennon made all Southern, and the only reason that Maree, Waddey, Thrash, Westbrook, Lumpkin, and Durant didn't make it was because the critics figured it would look too bad to have everybody on the Tech team on the mythical eleven.

***Frank Spear was an all-America tackle in 1928.***



## 1917 NATIONAL CHAMPIONS

***"Football, once an eastern specialty, now is a national sport, and in recognition of that fact we are glad to acclaim Georgia Tech the greatest eleven in the country . . . Georgia Tech looms up as one of the truly great teams of all time," wrote the New York Sun.***

***Reprinted from 1918 Blueprint***

**W**e never had a chance," wrote Coach Folwell of Pennsylvania in a newspaper resume of the Tech-Penn game—and he was about right. No team that met or did not meet Tech in football last fall had a chance.

Now we do not want to "crow" too much over our world's championship football team; but even modesty has a limit and we have a right to feel quite proud of our team and the records it established.

But Tech does not have to do the "bragging"—surely we will be pardoned if we allow others to speak for us.

Right after the Penn game early in the season, the papers all over the country and letters between sport lovers became full of praise for our team.

Coach Folwell, Pennsylvania's head coach, said, "Tech is the best team in the land today. No team will even come close to beating it, unless it lets down and takes things easy. Its big scoring games last year were on their merit, I am certain."

And right in accord with him, the *Philadelphia Ledger* told the world that, "Georgia Tech, champions of the South, will now rank with the season's best on the gridiron, and the dopesters will have to look farther South than the Mason-Dixon line for All-American material."

All this and "gobs" more came in the early part of the season.

After the Davidson game, George King, Davidson's captain, had only words of highest praise for our team. He said, "I consider Georgia Tech the best football team I have ever played against or ever expect to play against. We met both Tech and the Navy elevens and I think the Jackets are a better team offensively and just as good defensively."

Talking to Coach Bill Fetzer, he says Tech has the best backfield he has ever seen, taking them along all lines of the game. "Tech is not only a great team, but clean football players and good sports in the best sense of the word."

Captain Alf Adams, the star right end of the Vandy aggregation, like the true sport that he is, has nothing but praise for the Tech team. He said, "Tech's magnificent machine won easily over Vanderbilt. It was simply the matter of a splendid eleven winning over an unseasoned, inexperienced team."

"Tech played hard, clean football, and we were surprised to meet such a fast, aggressive team."

Captain Barnes of the Tulane team was glad to say:

"I consider Tech the best team I have ever seen, and it would have little difficulty in beating most of the teams in the country this year."

Even *The Red and Black*, weekly paper of our ancient rival, in an editorial in the midst of the season, paid our team one of the greatest tributes of all. We print only part of this comment.

"Tech has undoubtedly one of the best teams this year the South has ever produced, and although conditions are such that it is perhaps impossible to judge fairly the relative strength of the various college teams, it is



a safe bet that the Yellow Jackets would rank high with the best America could produce."

We could go on and on giving quotation after quotation but space is limited. Allow us to conclude by giving the following from the *New York Sun*, dated November 30th.

"Football, once an eastern specialty, now is a national sport, and in recognition of that fact we are glad to acclaim Georgia Tech the greatest eleven in the country."

"If there are any doubts as to the supremacy of the 'Golden Tornado' after the 68 to 7 beating Tech handed to Auburn, we suspect them of suffering from the effects of a Thanksgiving turkey hangover."

"With a total of 491 points in nine games—an average of nearly 55 points a contest, with a 41 to 0 victory over Pennsylvania, a 98 to 0 triumph over Carlisle, a 63 to 0 romp over Washington and Lee, and Thursday's overwhelming victory over the eleven which had fought Ohio State to a scoreless tie—Georgia Tech looms up as one of the truly great teams of all time."



***All-Americans Joe Guyon (above) and Bill Fincher starred for Tech's 1917 championship team.***





# CLINT CASTLEBERRY

## *The Mystery of a Lost Legend*

***For one fleeting season in 1942, Clint Castleberry blazed across the football field like a 'crazed jackrabbit.' Some said he could have been the greatest Tech player in history—if it weren't for World War II and a plane that disappeared off the West African coast without a trace.***

***by Ed Hinton, Atlanta Journal-Constitution***

**H**e flashed across the fields at Notre Dame and Navy that fall of '42, leading Georgia Tech's shocking onslaughts, while Sir Bernard Montgomery flashed across North Africa in pursuit of Erwin Rommel, and the Russians made their goal-line stand at Stalingrad.

He had played only one college football game when Notre Dame scout Wayne Millner warned coach Frank Leahy that "the most dangerous runner in America" would invade South Bend.

As a freshman, he finished third in the Heisman Trophy balloting.

And then he was gone.

The figure that cast the tall shadow through the decades, spawned the legend that will not rest, was in fact small, even by football standards of the time. He was 5 feet 9, 155 pounds.

But he was, wrote the Journal's Ed Miles in that autumn of gathering storm, "a crazed jackrabbit"

Had Clint Castleberry lived, Bobby Dodd maintained until his own death in 1988, "he'd have probably been an All-American for three years and been the greatest back in Georgia Tech history . . . He was a great football player. He might have been the best of them all, had he lived.

"But what is more important is this: He was a great boy—gentle and brave, manly yet sweet"

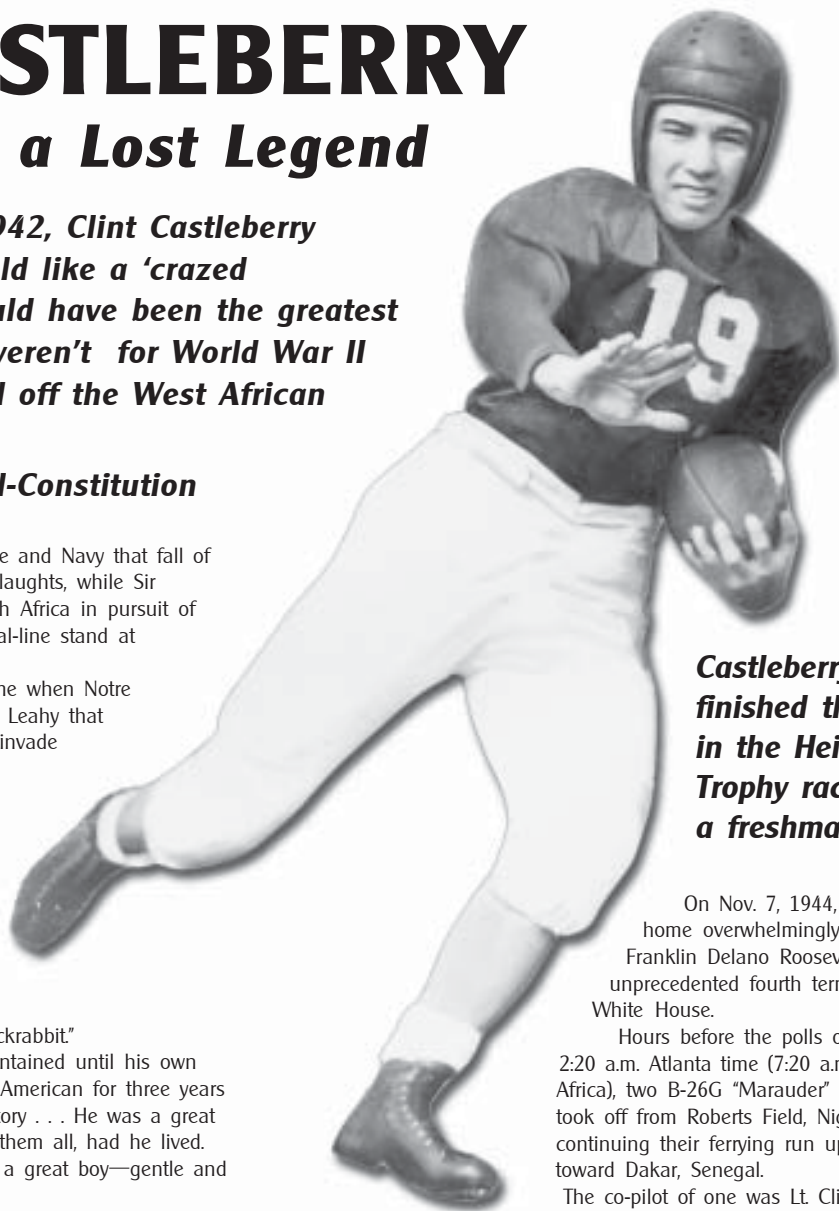
And in that other time, of good boys and great unselfishness, there was no thought—none—that a football career, however glorious, however destined for Heisman acclaim, amounted to a hill of beans any more than the problems of Humphrey Bogart and Ingrid Bergman did when they stood on that runway.

And so six weeks after playing sparingly, hurt, in the Cotton Bowl, Clint Castleberry was in the Army Air Corps.

"When he joined, there was no question about it in the family," said his brother, Jimmy. "There was no discussion. That was just the thing that you did. Everybody was anxious to get in. It was a given. You'd have to have lived in that time to know that the only thought was beating the Germans."

His progress in flight school flashed word-of-mouth through the service. Howard Ector, off the 1939 Tech team that would see 10 of its 33 players killed in World War II, had transferred from Army artillery and was just behind Castleberry in flight school.

At every station, at every training stage, men from across the nation—the Midwest, where Castleberry had stormed Notre Dame; the East, where Castleberry had devastated Navy—would learn that Ector was a former Tech player and tell him proudly, "Castleberry was here."



***Castleberry finished third in the Heisman Trophy race as a freshman.***

On Nov. 7, 1944, voters at home overwhelmingly sent Franklin Delano Roosevelt to an unprecedented fourth term in the White House.

Hours before the polls opened, at 2:20 a.m. Atlanta time (7:20 a.m. in West Africa), two B-26G "Marauder" bombers took off from Roberts Field, Nigeria, continuing their ferrying run up the coast toward Dakar, Senegal.

The co-pilot of one was Lt. Clinton Dillard Castleberry, Jr. of Atlanta, Ga.

The bombers were never heard from again.

Jimmy Castleberry, by then also enlisted, arrived by train in San Francisco and telephoned the family, which included Clint's pregnant wife.

"The first thing they told me was, 'We've just received a wire that your brother is missing in action,'" says Jimmy Castleberry.

American planes, aided by the Royal Navy and Royal Air Force, searched off the West African coast for six days.

Atlanta and the college football world waited.

Tech coach Bill Alexander and Dodd, his top assistant, were among the regular visitors to the Castleberry household.

O.B. Keeler chronicled the watch in barely veiled obituary form for The Atlanta Journal, but injected a glint of hope from Castleberry's old coach at Boys High, Shorty Doyal, who said that "if Castleberry had any sort of chance at all, he'll come through."

"My father never gave up hope that he was alive—that somehow they'd gone down close enough to land, and Clint was somewhere in Africa," says Jimmy Castleberry. "For many, many, many years, he held on to the barest hope."



# TECH TRADITION

The hope died with Clinton Castleberry Sr. in 1961.

At first Clint Castleberry's young wife Shirley held hope: "Certainly. Yes," she says now, though she is very reluctant to talk about that long-ago sadness in her life, now that she has been Mrs. Fred Avery of St. Louis for these many years.

The U.S. War Department gave up hope on Nov. 23, 1944, changing Castleberry's status from "missing" to "killed," though the only evidence was a blotch of unidentified wreckage spotted on the ocean by an RAF plane.

Atlanta, the football world and most of the Castleberry family accepted the War Department's opinion.

And so Clint Castleberry became a memory.

O.B. Keeler wrote: "The football achievements of Clint Castleberry very naturally were focused nationally on his performances against Navy and Notre Dame in 1942, especially the former game, when he ran 95 yards to a touchdown after intercepting a pass . . ."

A living Frank Merriweather, he had risen as a perfect model in Atlanta's eyes.

A straight-A student at old Boys High, he never played in a losing football game in three varsity seasons there.

A younger boy, George Brodnax, who later played at Tech, saw Castleberry of Boys High "play against Charlie 'Choo-Choo' Justice's high school team, Central of Charlotte. Clint scored five touchdowns the first five times he touched the ball."

In that time of the platoon system, Castleberry usually played less than half of each game. Yet in his senior year, he averaged 171 yards per game rushing and scored 102 points.

Both Navy and Notre Dame had considered recruiting him, but backed off after learning his size.

Besides, "he was either going to Georgia or Georgia Tech," says his brother. "He elected to go with Coach Aleck, and the major reason was that he was in love and wanted to stay in Atlanta."

Because the war was already draining rosters, the Southeastern Conference ruled freshman eligible to play in 1942.

By the week before the opening game against Auburn, ranked eighth in preseason polls, the sports writers of Atlanta were pounding out predictions that it would be next to impossible for Alexander and Dodd to keep this tiny freshman out of the starting lineup as a single-wing tailback.

He did not start, but after the game, the Journal's Ed Miles noted that "Tech's Old Guard on the shelves of the West Stands hailed the freshman Castleberry as the fanciest runner to hit the Flats since they have forgotten when."

And Millner left Grant Field and boarded a train for Chicago and South Bend to warn Leahy, in preparation for Saturday's game, of this "most dangerous runner in America."

Yet, on Wednesday evening, when the travel squad was posted for the trip to Notre Dame, Castleberry was surprised and elated to see his name on the list.

It was from South Bend that the nation would learn what Atlanta already knew.

Angelo Bertelli, Notre Dame's star back and punter, was ordered by Leahy from the outset to direct his punts away from the little Tech freshman, and most of them sailed out of bounds.

In the third quarter, Bertelli fumbled, Castleberry (who played both offense and defense) recovered at the Irish 27, and Tech pounded quickly in to score on Castleberry's pass from the eight as he sprinted outside.

In the fourth quarter, one of Bertelli's punts was fielded at last by Castleberry, who returned it 18 yards to set up the winning touchdown.

The final score was Tech 13, Notre Dame 6—the first time the Yellow Jackets had ever beaten the Irish in South Bend. And that Sunday's Atlanta papers divided their excitement between the hand-to-hand fighting at Stalingrad and little Castleberry's romps at Notre Dame.

A Tech team which in the preseason had been expected to fare

***"Tech's Old Guard on the shelves of the West Stands hailed the freshman Castleberry as the fanciest runner to hit the Flats since they have forgotten when."***



poorly was 4-0 by mid-October, ranked sixth by the Associated Press and bound for Annapolis. NBC and CBS would broadcast the game to the nation, Armed Forces Radio to the world.

And so it was that American troops just-landed in North Africa under Eisenhower and Patton, and sailors and pilots who'd recently turned the tide in the Pacific at the Battle of Midway, and Marines in their death grip with the Japanese on Guadalcanal, would hear, live . . .

Second quarter, still 0-0. Navy in an obvious passing situation. Long pass. Intercepted by Castleberry at the Tech 5.

And then what the troops around the world heard, mostly, was the anxious roar of thousands of Midshipmen urging their players to stop him, somehow . . .

They did not stop him. It was 7-0. It would end 21-0 Tech, and even with that final score on the board, Castleberry would run out the clock with a 51-yard run.

Georgia, with Charlie Trippi and Frank Sinkwich, was ranked No. 1 in the polls, and Tech was climbing through the top five. The situation boiled toward what promised to be a national championship confrontation between No. 1 Georgia and No. 2 Georgia Tech.

But one game short of their meeting, Georgia was upset by Auburn and Castleberry suffered a knee injury during a tough win over Florida. The great showdown was spoiled.

Early in the game at Athens, Sinkwich intercepted a Castleberry pass and returned to the Tech 36 to set up a Georgia score. But on Georgia's next possession, it was Castleberry who intercepted Sinkwich. And it was Castleberry who moved Tech quickly to the Georgia 41 before re-injuring his knee and leaving the game.

The exhausted, overachieving Tech team was finished without Castleberry. Georgia won 34-0 and went to the Rose Bowl.

After the Georgia game, a bold but broken-hearted worshipper of Clint Castleberry, 10-year-old Franklin Cullen "Pepper" Rodgers of Atlanta, felt compelled to telephone his hero.

"I told him, 'I'm sorry you lost that game,'" says Rodgers, a former Georgia Tech coach. "He was so nice to me on the telephone. He was my hero . . . Ty Cobb, Jeb Stuart, Clint Castleberry—only heroes I ever had."



# 356!

## **Eddie Lee Ivery Sets NCAA Record**

*Ivery's mark stood  
as the NCAA record  
until 1984, when  
it was bettered by  
Reuben Mayes of  
Washington State.*

***On a day when ice skates would have been more appropriate footwear than cleated shoes and when an agitated stomach threatened his very presence in Georgia Tech's lineup, senior tailback Eddie Lee Ivery made college football history.***

***by David Davidson, Atlanta Journal-Constitution***

**O**n 26 rushes, Eddie Lee Ivery gained 356 yards, more yards in a single game than any other major college back ever, on a field that required de-snowing by a street sweeper twice before the game. In fact, the field was made even more treacherous by 20-degree temperatures augmented by a 20 mph wind (making the chill factor zero degrees) which turned the Falcon Stadium turf into a frozen tundra.

Complicating Ivery's plight was his stomach. After a nifty reversal of direction, which resulted in a 73-yard touchdown run early in the second quarter giving Tech a 14-0 advantage, Ivery could be seen on the sidelines doubled over at the waist, vomiting and in obvious pain.

"It must have been the eggs I ate this morning," he said afterwards. "I just couldn't get my breath."

The thinner air of Colorado Springs, which is approximately 7,000 feet above sea level, compared with about 1,200 in Atlanta, no doubt contributed to Ivery's breathing difficulties. A simple action, like climbing two flights of stairs, in this atmosphere can be taxing.

At halftime, Ivery had 122 yards on 12 carries, but his status for the second half was very much in doubt.

An 80-yard touchdown run with 6:08 left in the third quarter gave Ivery 240 yards and broke Brent Cunningham's school rushing record of 217 yards set in 1970 against Clemson.

With 10:25 left in the game, Ivery scored on a 57-yard run, giving him 309 yards. Besides giving Tech a 35-21 lead against a team that obviously was not going to surrender without a fight, it put Ivery within 41 yards of the NCAA single game record of 350 yards set by Michigan State's Eric Allen against Purdue in 1971.

At that point, Tech sports information director Jim Schultz passed the word to assistant coaches Dave Fagg and Al Lavan in the scouting box, who in turn relayed the message to head coach Pepper Rodgers.

"I told him I didn't care how many yards Ivery had," Rodgers said later. "I was worried about the score."

At that time, Tech was having difficulty containing Air Force quarterback Dave Ziebart, who was completing 11 passes to split end Cormac Carney for 204 yards and two touchdowns.

When an Air Force drive fizzled at Tech's eight-yard line on an incomplete pass, Rodgers told the team he'd let Ivery run the ball until he got the record. Ivery crashed over right tackle for 13 yards, leaving him just 28 yards short of the record. A run around right end gained another 13. Only 15 to go. Adding to the drama, Ivery's stomach began to churn again at that point, to the extent he had to leave the game.

His replacement, Ray Friday, shocked everyone by bolting 66 yards straight up the middle for his second touchdown of the day.

Until then, Ivery had not allowed himself the luxury of thinking about the NCAA record.

More than six minutes remained when Don Bessillieu kicked off to Air Force with a 42-21 lead, plenty of time to retrieve the ball and let Ivery get the record.

The chance came prematurely when linebacker Henry Johnson intercepted a Ziebart pass at the Air Force 41-yard line.

Ivery trotted back onto the field and rushed 21 yards with his first carry, giving him the record. That he fumbled at the end of the run was of no consequence to anyone.

"I want you to go back in and get 44 more yards, make the record an even 400," Johnson told Ivery. "If you pop a long one, just fall down after 44."

"Don't do it," laughed Bessillieu, half seriously. "You never know, you might lose some yards."





# Wrong Way Riegels THE 1929 ROSE BOWL

*The most stunning single play in the history of the Rose Bowl propelled Georgia Tech to its first bowl victory when Roy Riegels' infamous Wrong Way Run turned out right as the Rambling Wreck beat California, 8-7, in the 1929 Rose Bowl.*

**E**arly in the second quarter, with the score tied 0-0, Tech halfback Stumpy Thomason was hit by the Golden Bears' Benny Lom. He fumbled around the Tech 35-yard line, and Riegels scooped up the bouncing ball. For Riegels, a center and captain of his Golden Bear team, fate had sent him running free and clear. He got a good block from a teammate, slipped off a tackler and spun around. But something was wrong.

"Stop, Roy! You're running the wrong way," yelled teammate Bennie Lom. Riegels heard, but did not understand. He thought the speedier Lom was asking for a lateral. "Get away from me," he said. "This is my touchdown."

At the 10-yard line, Lom grabbed Riegels, but Riegels shook him loose. Finally, at the one-yard line, Lom pulled Riegels down amid a wave of Tech players, but not before Riegels had gone 64 yards into immortality.

California still had the ball. On the first play, the Golden Bears attempted to punt the ball out of the end zone with Riegels snapping to Lom. However, the left side of the California line collapsed and Tech's Vance Maree blocked the punt, which rolled out of bounds for a safety.



Those two points turned out to be the winning points as both teams traded touchdowns in the second half, and the Rambling Wreck eventually prevailed, 8-7, in one of the strangest games ever played. At the time, the impact of Riegels' Wrong Way Run had not yet taken shape. All he said was, "Now why did I do something like that?"

Of course, the play attracted national attention. It was said that 450,000 column inches of newspaper space were written on Riegels' gaff. He received mountains of mail with sympathetic letters, offers of marriage and money, editorials in the papers and sermons from the pulpit.

Riegels got over his fluke play, but he was never allowed to forget it. He again served as captain of the California team as a senior and even made a few all-America teams.

Tech's Rose Bowl win capped a perfect 10-0 season, the first undefeated season for head coach William Alexander, and the Rambling Wreck captured its second national title.

And though the Yellow Jackets have won many more bowl games since then, none were as unusual as the first.





## GEORGIA TECH 222, CUMBERLAND 0



***The most lopsided game of all time actually happened in Atlanta on October 7, 1916.***

### THE LINEUPS

#### ***Starters in CAPS***

#### **GEORGIA TECH**

LE: J. PREAS  
LT: R.S. BELL, Meadows, Lang  
LG: G.R. WEST, W.E. Fincher  
C: G.M. PHILLIPS  
RG: J.C. ALEXANDER  
RT: W. CARPENTER, Rogers  
RE: PUCKETT, J.C. Senter  
QB: M.F. GUILL  
LHB: G.E. STRUPPER, Fellers  
RHB: SHAVER, Griffin, J.T. Johnson  
FB: T.L. SPENCE, Glover

#### **CUMBERLAND**

LE: WARWICK  
LT: DOPE  
LG: DUGAT, Hamblin  
C: HENESSEE  
RG: McCALL  
RT: SULLIVAN  
RE: CARNEY  
QB: EDWARDS, Geiger  
LHB: MURPHEY  
RHB: GOUGER, Angler  
FB: McDONALD, Gray

***Everett Strupper was the leading scorer with six of Tech's 30 touchdowns.***


**T**he previous spring, Cumberland's baseball team had trounced Tech, 22-0. Cumberland University was located in Lebanon, Tenn., and the Cumberland squad was actually comprised of professional players from nearby Nashville. Georgia Tech head coach John Heisman was not amused, and the Tech students and alumni howled for revenge, so Heisman offered the Bulldogs a \$500 guarantee to come to Atlanta for a football game.

On the Pullman ride from Lebanon, the 16-man Cumberland team stopped in Nashville to recruit players from Vanderbilt University to join the crusade. Not only were there no takers, but three Cumberland players decided to jump ship and remain in Nashville.

During that era, Cumberland had fielded championship football teams in 1903 and 1904, but by 1916, the school was more renowned for its law school than its gridiron record. Meanwhile, Tech was building a national power under "The Wizard" John Heisman.

In fact, Morgan Blake, writing for the *Atlanta Journal*, assessed the strength of the Cumberland squad as follows:

"With all due regard to the Tech team, it must be admitted that the tremendous score was due more to the pitifully weak opposition than to any





unnatural strength on the part of the victors. In fact, as a general rule, the only thing necessary for a touchdown was to give a Tech back the ball and holler, 'Here he comes' and 'There he goes.'

"The Lebanon boys were absolutely minus any apparent football virtues. They couldn't run with the ball, they couldn't block and they couldn't tackle. At spasmodic intervals they were able to down a runner, but they were decidedly too light and green to be effective at any stage of the game."

It took about one minute before Everett Strupper scored Tech's first touchdown, one of nine touchdowns in the first quarter. The all-America Strupper led Tech with six touchdowns on the day, but he gave up a chance for a seventh. Hal Reynolds of the *Atlanta Constitution* described Strupper's generosity as follows:

"Among those who shared in the glory of making a touchdown was 'Canty' Alexander, who has been trying to carry the ball over for the past three years. He attempted three bucks in the Mercer game with the ball on the five-yard line, but couldn't carry it over. Yesterday, Strupper got away on an end run of 20 yards and could have made a touchdown, but stopped instead and placed the ball within one foot of the goal. From this point, Canty bucked it over and placed it between the posts. It was a big day for Canty."

Cumberland, since it was losing yardage faster than it was gaining real estate, began to kick the football back to the Jackets immediately after Tech kicked off to them.

Heisman agreed to shorten the periods from 15 to 12 and a half minutes, but Tech had scored 180 points by the end of the third quarter to eclipse the previous world record of 153 points by one college team, set by Michigan four years earlier. The Jackets added 42 points in the last stanza for the final total of 222.

## Statistics of Tech-Cumberland Game

	TECH					CUMBERLAND				
	First	Second	Third	Fourth	Total	First	Second	Third	Fourth	Total
Yards gained by—										
Bucks .....	15	4	0	0	19	0	8	0	3	11
End runs .....	163	125	114	105	509	0	4	5	0	9
Passes .....	0	0	0	0	0	0	5	0	7	12
Punts .....	110	50	35	25	220	20	50	40	35	145
Yards run back on kick-off .....	180	0	40	0	220	30	85	7	65	187
Distances of kick-offs .....	290	490	360	265	1405	115	0	20	0	135
Fumbles .....	0	0	0	0	0	2	1	3	2	8
Goals .....	9	9	6	6	30	0	0	0	0	0
Touchdowns .....	9	9	8	6	30	0	0	0	0	0
Downs .....	9	3	5	4	21	11	13	10	13	47
First downs .....	0	0	0	0	0	0	0	0	0	0

Touchdowns scored by Strupper 6, Alexander 1, Puckett 1, Shaver 1, Spence 5, Carpenter 1, Senter 3, Griffin 2, Phillips 1, Preas 3, Glover 2, Guill 3, Fellers 3.

Goals kicked by Preas 18, Spence 5, Strupper 1, Fincher 6.

Final score: Tech 222, Cumberland 0.

Officials—Referee, Ellis of West Point; umpire, Lewis of Virginia; head linesman, Pitts of Auburn.

Time of quarters: 12-1/2 minutes. One thousand people. Weather hot and fair. Tech won toss, defended north goal.

*Reprinted from Atlanta Journal.*

In the game, Tech scored 32 touchdowns, averaged 3.8 points per minute, carried the ball for 978 yards, and never threw a pass. Amazingly, neither team made a first down in the game because Tech scored within four downs on every possession.

To make matters worse, Heisman had agreed with the alumni to split his team into two platoons and alternate quarters. The squad that rolled up the biggest score would be rewarded with a steak dinner.

At the game's conclusion, Heisman blew his whistle and put his team through a hard, half-hour scrimmage. Then, acknowledging that Tech had played a "fairly good game," he rewarded everyone with a steak dinner.

Meanwhile, Cumberland collected its \$500 guarantee and proceeded to see the sights of Atlanta.



## LIGHTS, CAMERA, ACTION!

***Georgia Tech has had not only its stars, but its starlets.***

**R**ose Bowl Field, where Tech holds its practices, was like a Hollywood movie lot with visits from Sandra Dee, Annette Funicello and Ann-Margret, among others. Even part of the movie, "Bear," starring Gary Busey as Alabama head coach Paul "Bear" Bryant, was filmed at Rose Bowl Field.

The starlets visited Rambling Wreck stars such as Billy Martin and Billy Lothridge in the 1950s and 1960s when they came to perform at Atlanta's Fox Theatre. The manager of the Fox was a Tech fan who would hang team pictures in the lobby. The movie stars stayed at the Biltmore Hotel, just blocks from the Tech campus.

One such starlet even graced the cover of the Georgia Tech football media guide. In 1952, publicist Ned West, trying to make a big impression in his first year on the job, managed to get a picture of Marilyn Monroe. Her agent said she was too busy to come to Atlanta, so West sent a Tech sweater and pennant to Monroe's agent in New York, where the photo was taken.

Of course, the Jackets went on to have a perfect season in 1952 and were crowned National Champions. West wanted to use the same photo in 1953, but head coach Bobby Dodd thought West was pushing his luck. So began a streak where Dodd appeared on the cover of the guide every year until his retirement in 1966.

***Movie stars such as Janet Leigh (center), Ann-Margret (left) and Sandra Dee (right) visited the Tech campus.***

