


AGILE strategies for customizing and enhancing discovery interfaces



HEATHER JEFFCOAT Technology Program Manager & Web Services Librarian | heather.jeffcoat@library.gatech.edu
SOFIA SLUTSKAYA Metadata Librarian | sofia.slutskaya@library.gatech.edu

WHY? Migrated to Alma/Primo & Collection moved to off-site storage facility. **WHAT IS AGILE?** Breaking projects down into small goals and working towards those goals while adding new goals.



1 COLLECT

Advisory Board meetings (graduate, undergraduate, faculty), meetings with librarians and library staff, collaborating with instruction librarians to see how students experience the PUI (Primo)

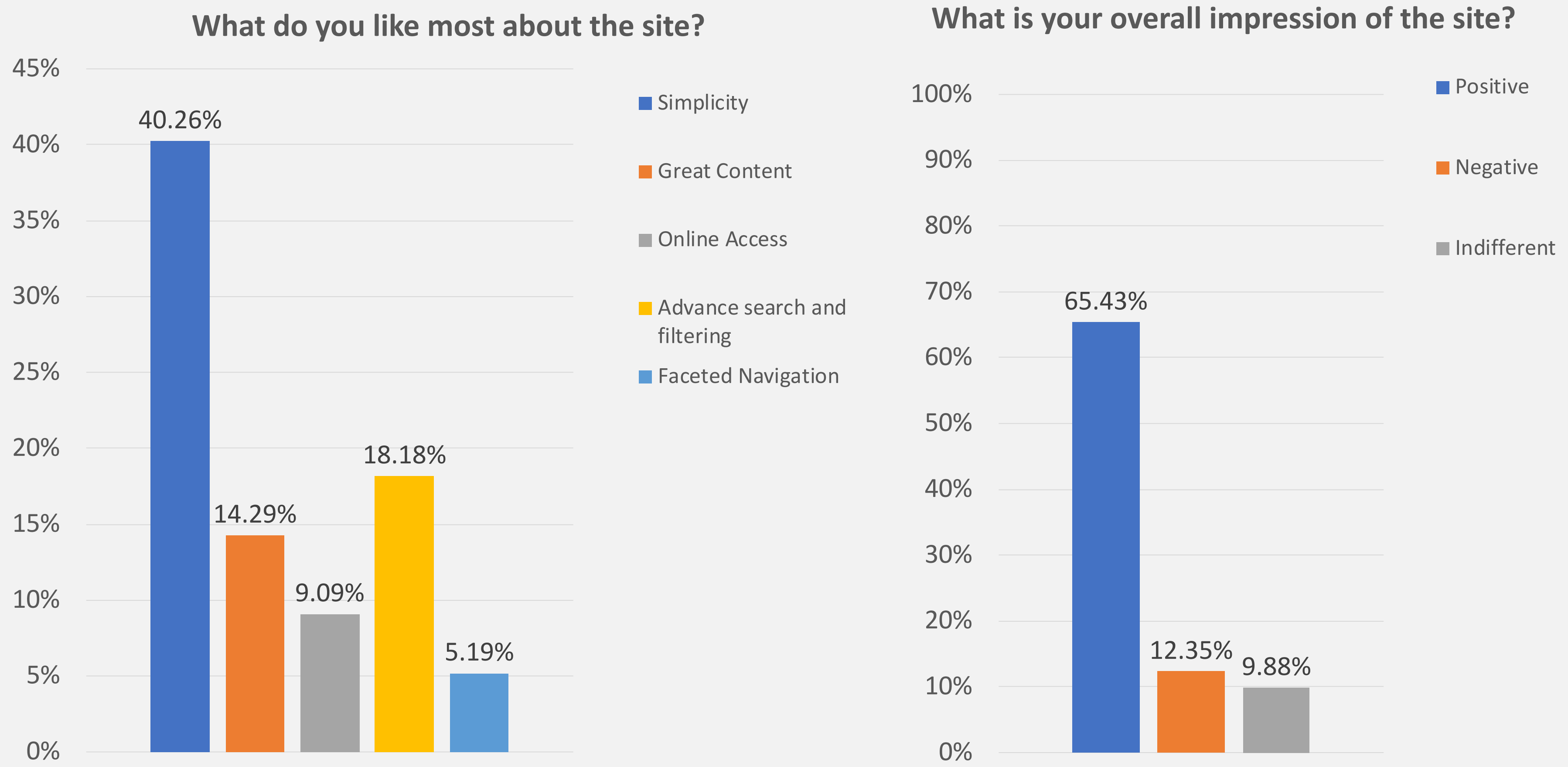
"It is easy to use once you understand it, but it is kind of overwhelming if you haven't been taught how to use it."



"It's somewhat complicated when you're trying to get a very specific search but otherwise very user-friendly."


"It is a good mixture of efficiency and simplicity."

"It's somewhat hard and confusing to navigate at first."

	STUDENTS	FACULTY	STAFF (service desk)	CESO Librarians
Scopes				
Availability signals				
Cleanup – print				
Cleanup – electronic				
eResources link display				
Enhanced metadata				
Display of MARC fields in Primo				




Agile approach of tracking required changes and implementing them:  



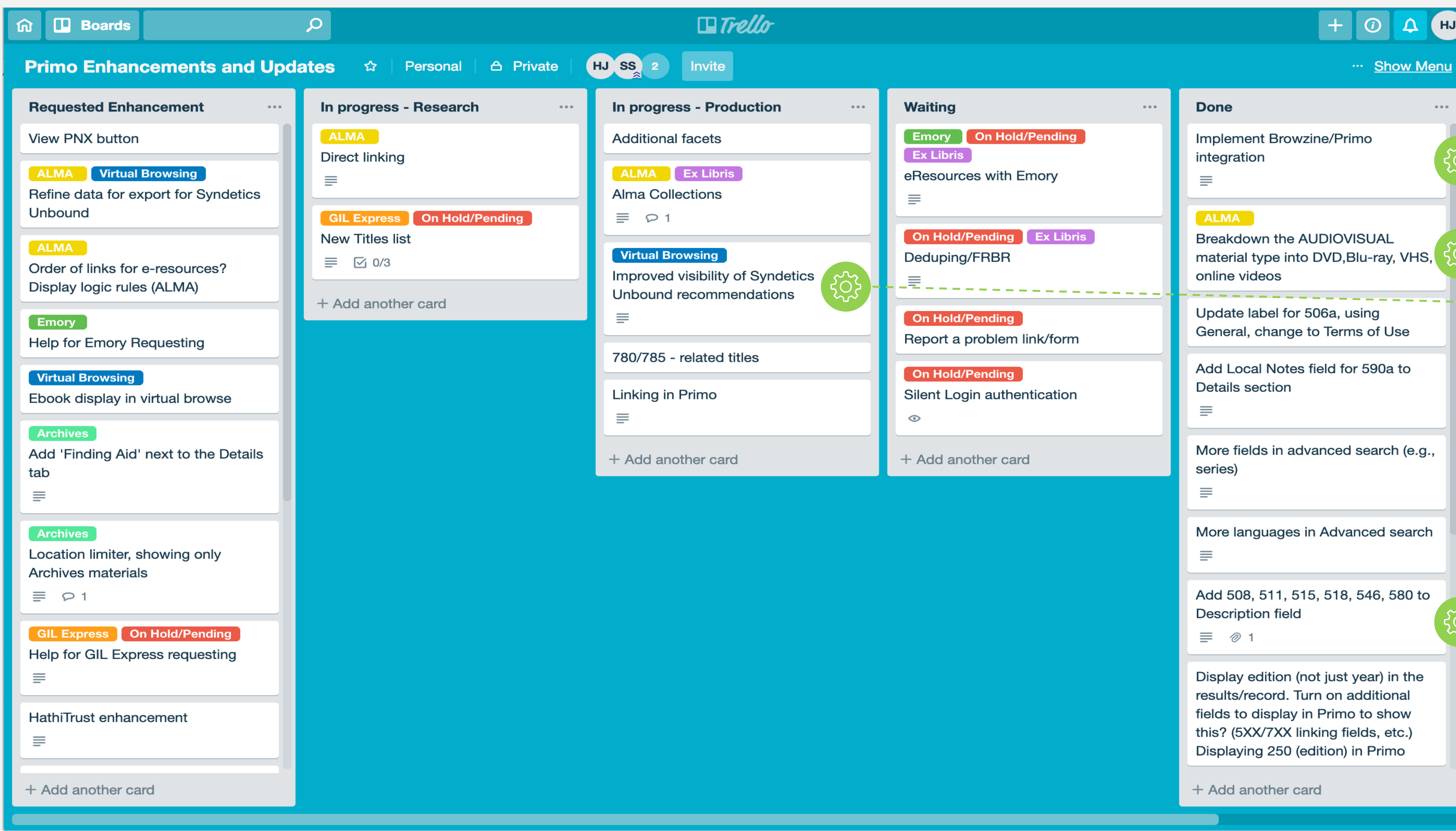
2 CREATE


Create & maintain backlog of enhancements generated from feedback.



3 PRIORITIZE

Prioritize the backlog and focus on enhancements that deliver the most value.





4 DELIVER

Deliver enhancements in small & frequent increments.

